

Employment and wages by occupation are compiled using results from a survey conducted by the Occupational Employment and Wage Statistics (OEWS) program. The sample-based survey asks employers to provide data regarding occupational employment and wages for their establishment. Employment and wage (annual and/or hourly) estimates are calculated and summarized for the state, three metro areas, two nonmetro areas, and eight planning regions. Employment and wages by occupation can be used to analyze occupational wage rates across markets, develop staffing patterns and occupation projections, and plan for careers. **This report references 2022 data.**

Occupation data are arranged by the 2018 six-digit Standard Occupational Classification (SOC) code. A code ending in four zeros (i.e. XX-0000) denotes a major occupational group, while all other codes indicate disclosable, detail occupations (it shouldn't be assumed that an occupation absent from the report is absent from North Dakota's job market).

DATA COVERAGE

As you use this report, keep in mind that the data are limited to those workers who are covered by either state or federal unemployment insurance laws. North Dakota law requires that all workers in the private sector be provided with this coverage by the employer if the employer employs one or more workers 20 weeks or more in a calendar year or pays \$1,500 or more in payroll in any calendar quarter. State law also requires that all state and local government workers be provided with this coverage. In addition, agricultural workers are covered if the employer employs 10 or more workers for 20 weeks or more in a calendar year or pays \$20,000 or more in quarterly payroll. Households with domestic help must provide coverage for their workers if the employer has a payroll that reaches or exceeds \$1,000 per quarter. The majority of the domestic help employed in North Dakota involves the care of the employer or other family members, either the aged or children, in the home.

There are a few select groups that are exempt from this coverage. They include:

- Self-employed (farm and nonfarm sectors);
- Individuals working for religious organizations;
- Students working for the college they attend; and
- Individuals employed in church-related elementary and secondary schools.

DATA DEFINITIONS

- Employment is the estimated total occupational employment.
- Average (mean) wage is the estimated total wages of an occupation divided by its employment.
- 10th percentile wage is an estimate based on the wage distribution of an occupation; 10 percent of workers in an occupation earn less than this wage and 90 percent earn more.
- 25th percentile wage is an estimate based on the wage distribution of an occupation; 25 percent of workers in an occupation earn less than this wage and 75 percent earn more.
- 50th percentile (median) wage is an estimate based on the wage distribution of an occupation; half of workers in an occupation earn less than this wage and half earn more. Unlike the mean, the median is less likely to be influenced by outliers within the wage distribution.
- 75th percentile wage is an estimate based on the wage distribution of an occupation; 75 percent of workers in an occupation earn less than this wage and 25 percent earn more.
- 90th percentile wage is an estimate based on the wage distribution of an occupation; 90 percent of workers in an occupation earn less than this wage and 10 percent earn more.

SURVEY METHODOLOGY

The OEWS survey is a semiannual mail survey measuring occupational employment and wage rates for wage and salary workers in nonfarm establishments in North Dakota. OEWS data include cross-industry occupational employment and wage estimates for the state, three metro areas, two nonmetro areas, and eight planning regions. The OEWS survey is a cooperative effort between the U.S. Bureau of Labor Statistics (BLS) and State Workforce Agencies (SWAs) including Job Service North Dakota. BLS funds the survey and provides the procedures and technical support, while the State Workforce Agencies collect most of the data. OEWS estimates are constructed from a sample of about 6,100 establishments. Each year, two semiannual panels of approximately 1,000 sampled establishments are contacted, one panel in May and the other in November. The 2022 estimates are based on responses from six semiannual panels collected over a 3-year period: May 2022, November 2021, May 2021, November 2020, May 2020, and November 2019. The average overall statewide response rate for the six panels was 70 percent.

The OEWS survey categorizes workers into 800+ detailed occupations based on the 2018 SOC system. Together, these detailed occupations make up 22 of the 23 SOC major occupational groups. Major group 55, Military Specific Occupations, is not included. On the industry side, the OEWS survey uses the 2022 North American Industry Classification System (NAICS). The OEWS survey excludes the majority of the agricultural sector, with the exception of logging (NAICS 113310), support activities for crop production (NAICS 1151), and support activities for animal production (NAICS 1152). Private households (NAICS 814) also are excluded. OEWS federal government data include the U.S. Postal Service and the federal executive branch only. All other industries, including state and local government, are covered by the survey.

The OEWS survey draws its sample from state unemployment insurance (UI) files. Supplemental sources are used for rail transportation (NAICS 4821) because they do not report to the UI program. The OEWS survey sample is stratified by metro and nonmetro area, industry, and size. To provide the most occupational coverage, larger employers are more likely to be selected than smaller employers. A census is taken of the executive branch of the federal government, the U.S. Postal Service, and state government.

Occupational employment is the estimate of total wage and salary employment in an occupation. The OEWS survey defines employment as the number of workers who can be classified as full- or part-time employees, including workers on paid vacations or other types of paid leave; workers on unpaid short-term absences; salaried officers, executives, and staff members of incorporated firms; employees temporarily assigned to other units; and employees for whom the reporting unit is their permanent duty station, regardless of whether that unit prepares their paycheck. The survey does not include the self-employed, owners and partners in unincorporated firms, household workers, or unpaid family workers.

Wages for the OEWS survey are straight-time, gross pay, exclusive of premium pay. Base rate; cost-of-living allowances; guaranteed pay; hazardous-duty pay; incentive pay, including commissions and production bonuses; and tips are included. Excluded are overtime pay, severance pay, shift differentials, nonproduction bonuses, employer cost for supplementary benefits, and tuition reimbursements. OEWS receives wage rate data for the federal government, the U.S. Postal Service, most state governments, and some local government and private sector establishments. For the remaining establishments, the OEWS survey data are placed into 12 intervals. The intervals are defined both as hourly rates and the corresponding annual rates, where the annual rate for an occupation is calculated by multiplying the hourly wage rate by a typical work year of 2,080 hours. The responding establishments are instructed to report the hourly rate for part-time workers, and to report annual rates for occupations that are typically paid at an annual rate but do not work 2,080 hours per year, such as teachers, pilots, and flight attendants. Other workers, such as some entertainment workers, are paid hourly rates, but generally do not work 40 hours per week, year round. For these workers, only an hourly wage is reported.

The OEWS survey is designed to produce estimates by combining six panels of data collected over a 3-year period using a model-based estimation methodology (MB3). Significant reductions in sampling errors are

obtained by combining six panels of data, particularly for small geographic areas and occupations. Under MB3, data provided by survey respondents are used to model occupational staffing patterns and wages for all unobserved establishments in the population, including establishments that were not sampled, sampled establishments that did not respond, and respondents that did not meet stability criteria.

A donor pool typically consisting of 10 nearest neighbor responding establishments is used to predict data for each unobserved establishment; if 10 donors are not available, then as few as 5 can be used. Donors are matched to recipients based on detailed industry, geographic area, ownership, size, and survey panel. Within a given donor pool, donors that are more similar to the unobserved establishment are given more weight in determining the modeled data.

Each establishment's population employment is set as the average of its May 2022 and November 2021 employment from the Quarterly Census of Employment and Wages, the UI database from which the OEWS sample is drawn. Using adjustment factors derived from the OEWS survey data, wages collected in earlier survey panels are adjusted to the reference date of the estimates and donor wages are adjusted for differences between donor and recipient characteristics such as geographic area and industry.

Due to the timing of the data collection cycle, any recently enacted minimum wage changes may not be fully reflected in published wages.

OEWS data are point-in-time estimates and should not be used as a time series. This is especially true when the SOC code structure is revised since underlying definitions may have been clarified or altered enough to affect the composition of an occupation and the associated employment and wage results.

Planning region results are independently calculated using the Local Employment and Wage Information System (LEWIS), a stand-alone state application that utilizes the same methodology as BLS to calculate OEWS results. Unlike other published geographic areas, BLS has not validated planning region results, though state analysts have reviewed the data.

Data are subject to response and processing errors. Errors are reduced through careful review and screening procedures and contact with respondents whose data are inconsistent or appear to involve misinterpretation of instructions or definitions. Every effort is made to minimize human error. Data are provided as is and Job Service North Dakota makes no warranty, either expressed or implied, including, but not limited to, warranties of correctness and fitness for a particular purpose.

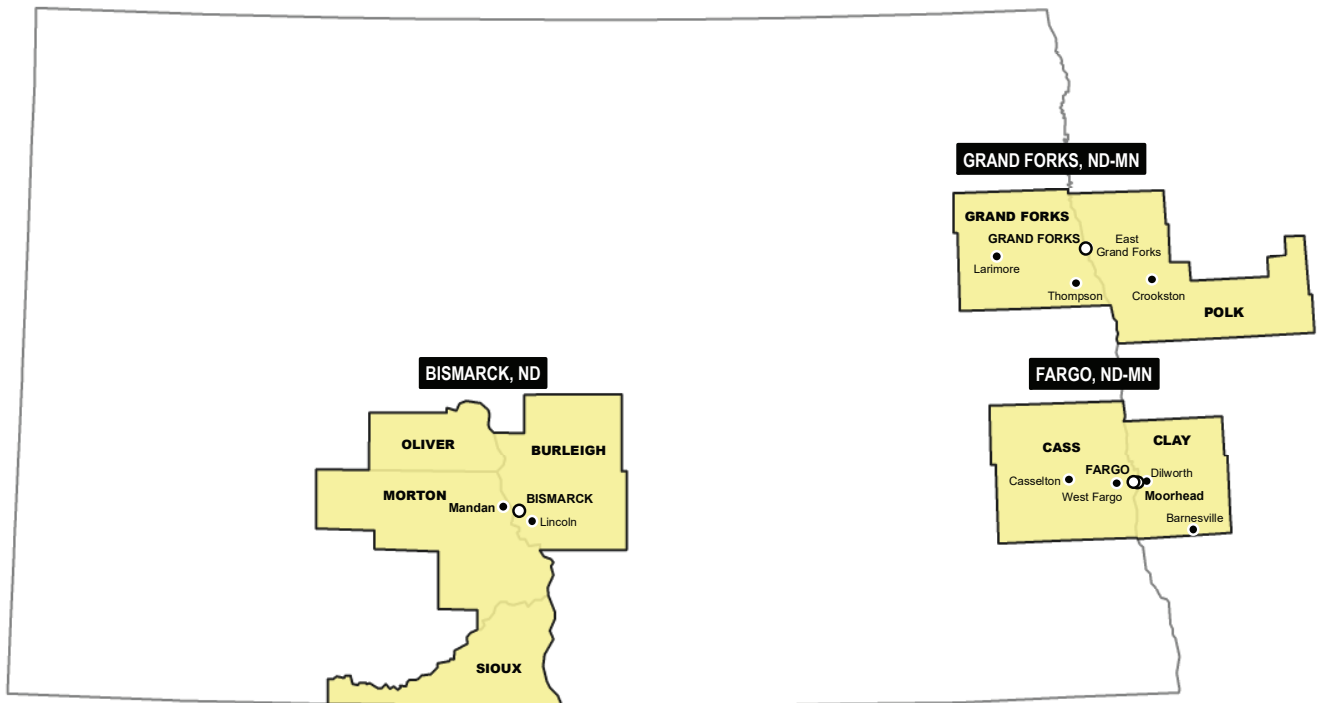
The 2022 estimates are the first to be produced using the 2022 NAICS, which replaces the 2017 NAICS used for the 2017–2021 estimates. All six survey panels used for the 2022 estimates were collected using the 2017 NAICS codes; these data were then mapped to the corresponding 2022 NAICS codes.

Response rates for the 2022 estimates were negatively affected by the difficulty of collecting data from employers during the COVID-19 pandemic. Lower response rates may negatively affect data availability and data quality.

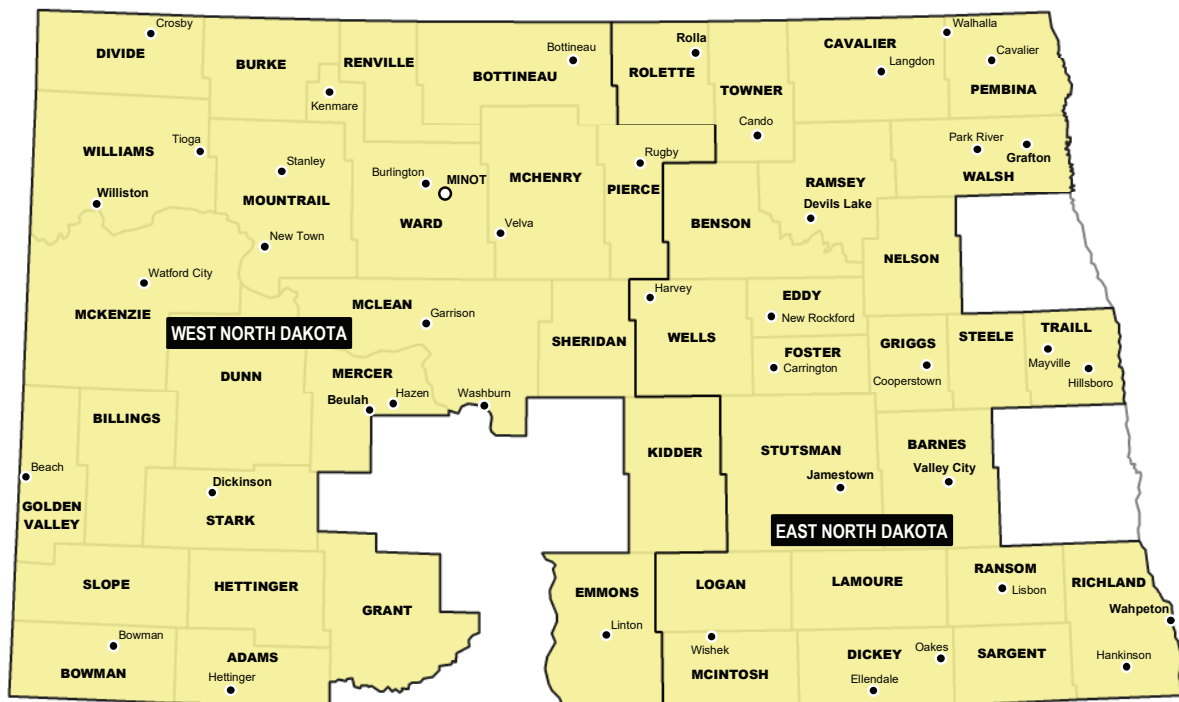
GEOGRAPHIC COVERAGE

OEWS data are produced for 14 geographic areas: North Dakota (state-level), three metropolitan statistical areas, two nonmetropolitan areas, and eight planning regions. **Beginning with the 2018 estimates, OEWS reduced the number of published North Dakota nonmetro areas. The Far West and West Central areas have been combined to form the West North Dakota area and the Far East and East Central areas have been combined to form the East North Dakota area.**

METROPOLITAN STATISTICAL AREAS



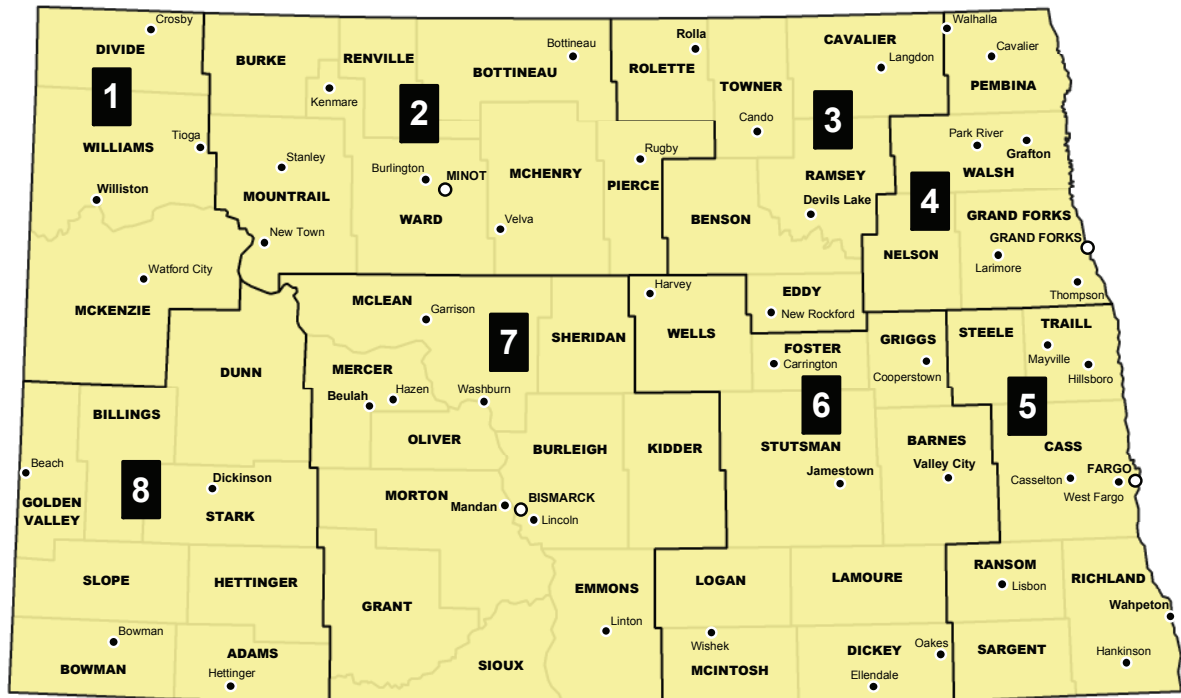
NONMETROPOLITAN AREAS



GEOGRAPHIC COVERAGE

OEWS data are produced for 14 geographic areas: North Dakota (state-level), three metropolitan statistical areas, two nonmetropolitan areas, and eight planning regions. **Beginning with the 2020 estimates, the Labor Market Information Center started publishing OEWS data for North Dakota's eight planning regions.**

PLANNING REGIONS



| | | WAGE ESTIMATES | | | | | |
|---|---------|-------------------|--------------------|--------------------|--------------------------------|--------------------|--------------------|
| | | Average (Mean) | 10th Percentile | 25th Percentile | 50th Percentile (Median) | 75th Percentile | 90th Percentile |
| 00-0000 Total, All Occupations | | | | | | | |
| Alternate Job Title(s): N/A | | | | | | | |
| North Dakota Employment: 405,510 | ANNUAL: | \$55,800 | \$28,250 | \$35,340 | \$47,410 | \$64,440 | \$90,610 |
| | HOURLY: | \$26.83 | \$13.58 | \$16.99 | \$22.79 | \$30.98 | \$43.56 |
| Region 1 Employment: 34,170 | ANNUAL: | \$61,220 | \$29,810 | \$39,280 | \$53,990 | \$72,160 | \$99,690 |
| | HOURLY: | \$29.43 | \$14.33 | \$18.88 | \$25.96 | \$34.69 | \$47.93 |
| Region 2 Employment: 42,350 | ANNUAL: | \$54,470 | \$27,880 | \$34,490 | \$46,960 | \$63,090 | \$87,300 |
| | HOURLY: | \$26.19 | \$13.41 | \$16.58 | \$22.58 | \$30.33 | \$41.97 |
| Region 3 Employment: 14,130 | ANNUAL: | \$50,770 | \$27,470 | \$31,920 | \$44,590 | \$59,920 | \$80,320 |
| | HOURLY: | \$24.41 | \$13.21 | \$15.35 | \$21.44 | \$28.81 | \$38.61 |
| Region 4 Employment: 46,300 | ANNUAL: | \$53,940 | \$27,810 | \$33,910 | \$45,640 | \$62,150 | \$84,990 |
| | HOURLY: | \$25.93 | \$13.37 | \$16.30 | \$21.94 | \$29.88 | \$40.86 |
| Region 5 Employment: 137,270 | ANNUAL: | \$55,910 | \$28,290 | \$35,310 | \$47,010 | \$64,790 | \$88,010 |
| | HOURLY: | \$26.88 | \$13.60 | \$16.98 | \$22.60 | \$31.15 | \$42.31 |
| Region 6 Employment: 22,970 | ANNUAL: | \$51,680 | \$27,540 | \$33,630 | \$44,680 | \$60,000 | \$80,860 |
| | HOURLY: | \$24.85 | \$13.24 | \$16.17 | \$21.48 | \$28.85 | \$38.87 |
| Region 7 Employment: 80,970 | ANNUAL: | \$56,050 | \$28,220 | \$35,100 | \$47,470 | \$65,190 | \$94,600 |
| | HOURLY: | \$26.95 | \$13.57 | \$16.87 | \$22.82 | \$31.34 | \$45.48 |
| Region 8 Employment: 23,800 | ANNUAL: | \$56,710 | \$28,720 | \$36,360 | \$48,800 | \$64,580 | \$92,100 |
| | HOURLY: | \$27.27 | \$13.81 | \$17.48 | \$23.46 | \$31.05 | \$44.28 |
| Bismarck, ND MetroSA Employment: 71,200 | ANNUAL: | \$55,010 | \$28,180 | \$34,900 | \$46,940 | \$64,280 | \$87,300 |
| | HOURLY: | \$26.45 | \$13.55 | \$16.78 | \$22.57 | \$30.91 | \$41.97 |
| Fargo, ND-MN MetroSA Employment: 139,770 | ANNUAL: | \$55,700 | \$28,080 | \$34,770 | \$46,490 | \$64,410 | \$89,210 |
| | HOURLY: | \$26.78 | \$13.50 | \$16.72 | \$22.35 | \$30.96 | \$42.89 |
| Grand Forks, ND-MN MetroSA Employment: 48,990 | ANNUAL: | \$53,730 | \$27,370 | \$33,300 | \$45,110 | \$62,300 | \$84,170 |
| | HOURLY: | \$25.83 | \$13.16 | \$16.01 | \$21.69 | \$29.95 | \$40.47 |
| West ND Nonmetro Area Employment: 110,080 | ANNUAL: | \$57,860 | \$28,690 | \$36,280 | \$49,310 | \$66,130 | \$97,100 |
| | HOURLY: | \$27.82 | \$13.79 | \$17.44 | \$23.71 | \$31.79 | \$46.68 |
| East ND Nonmetro Area Employment: 61,330 | ANNUAL: | \$52,020 | \$27,920 | \$34,600 | \$45,760 | \$61,300 | \$80,120 |
| | HOURLY: | \$25.01 | \$13.42 | \$16.64 | \$22.00 | \$29.47 | \$38.52 |

'N/A' indicates data or information cannot be released due to reliability, availability, or confidentiality restrictions. Since a portion of substate employment is not attributed to a region, substate areas will NOT add up to statewide totals. Rounding and the absence of suppressed data may also affect additivity.

| | | WAGE ESTIMATES | | | | | |
|--|---------|-------------------|--------------------|--------------------|--------------------------------|--------------------|--------------------|
| | | Average (Mean) | 10th Percentile | 25th Percentile | 50th Percentile (Median) | 75th Percentile | 90th Percentile |
| 11-0000 Management Occupations | | | | | | | |
| Alternate Job Title(s): N/A | | | | | | | |
| North Dakota Employment: 22,400 | ANNUAL: | \$104,870 | \$46,080 | \$63,670 | \$94,080 | \$127,960 | \$168,020 |
| | HOURLY: | \$50.42 | \$22.15 | \$30.61 | \$45.23 | \$61.52 | \$80.78 |
| Region 1 Employment: 1,860 | ANNUAL: | \$109,260 | \$47,400 | \$69,620 | \$101,520 | \$133,570 | \$167,280 |
| | HOURLY: | \$52.53 | \$22.79 | \$33.47 | \$48.81 | \$64.22 | \$80.42 |
| Region 2 Employment: 2,270 | ANNUAL: | \$98,790 | \$43,670 | \$61,090 | \$87,420 | \$123,640 | \$158,110 |
| | HOURLY: | \$47.50 | \$20.99 | \$29.37 | \$42.03 | \$59.44 | \$76.01 |
| Region 3 Employment: 880 | ANNUAL: | \$96,420 | \$43,640 | \$62,210 | \$80,820 | \$108,330 | \$156,000 |
| | HOURLY: | \$46.35 | \$20.98 | \$29.91 | \$38.86 | \$52.08 | \$75.00 |
| Region 4 Employment: 2,500 | ANNUAL: | \$105,650 | \$46,360 | \$62,170 | \$90,270 | \$126,950 | \$169,660 |
| | HOURLY: | \$50.79 | \$22.29 | \$29.89 | \$43.40 | \$61.03 | \$81.57 |
| Region 5 Employment: 7,290 | ANNUAL: | \$110,270 | \$48,300 | \$66,800 | \$98,630 | \$132,080 | \$174,760 |
| | HOURLY: | \$53.01 | \$23.22 | \$32.11 | \$47.42 | \$63.50 | \$84.02 |
| Region 6 Employment: 1,310 | ANNUAL: | \$94,720 | \$38,140 | \$55,870 | \$80,290 | \$113,540 | \$156,000 |
| | HOURLY: | \$45.54 | \$18.34 | \$26.86 | \$38.60 | \$54.59 | \$75.00 |
| Region 7 Employment: 4,780 | ANNUAL: | \$101,610 | \$44,360 | \$62,690 | \$88,880 | \$125,810 | \$165,540 |
| | HOURLY: | \$48.85 | \$21.33 | \$30.14 | \$42.73 | \$60.48 | \$79.59 |
| Region 8 Employment: 1,300 | ANNUAL: | \$102,610 | \$45,760 | \$64,750 | \$94,640 | \$127,480 | \$160,510 |
| | HOURLY: | \$49.33 | \$22.00 | \$31.13 | \$45.50 | \$61.29 | \$77.17 |
| Bismarck, ND MetroSA Employment: 4,210 | ANNUAL: | \$100,820 | \$45,050 | \$62,780 | \$89,110 | \$125,430 | \$164,500 |
| | HOURLY: | \$48.47 | \$21.66 | \$30.18 | \$42.84 | \$60.30 | \$79.09 |
| Fargo, ND-MN MetroSA Employment: 7,580 | ANNUAL: | \$110,500 | \$48,390 | \$66,740 | \$98,840 | \$132,120 | \$176,130 |
| | HOURLY: | \$53.13 | \$23.27 | \$32.09 | \$47.52 | \$63.52 | \$84.68 |
| Grand Forks, ND-MN MetroSA Employment: 2,640 | ANNUAL: | \$105,470 | \$47,690 | \$63,870 | \$92,140 | \$127,440 | \$169,400 |
| | HOURLY: | \$50.71 | \$22.93 | \$30.71 | \$44.30 | \$61.27 | \$81.44 |
| West ND Nonmetro Area Employment: 5,990 | ANNUAL: | \$103,690 | \$44,720 | \$63,480 | \$94,980 | \$127,950 | \$163,120 |
| | HOURLY: | \$49.85 | \$21.50 | \$30.52 | \$45.67 | \$61.52 | \$78.42 |
| East ND Nonmetro Area Employment: 3,470 | ANNUAL: | \$96,510 | \$39,400 | \$60,420 | \$81,190 | \$113,240 | \$155,530 |
| | HOURLY: | \$46.40 | \$18.94 | \$29.05 | \$39.03 | \$54.44 | \$74.77 |

'N/A' indicates data or information cannot be released due to reliability, availability, or confidentiality restrictions. Since a portion of substate employment is not attributed to a region, substate areas will NOT add up to statewide totals. Rounding and the absence of suppressed data may also affect additivity.

| | | WAGE ESTIMATES | | | | | |
|--|--|-------------------|--------------------|--------------------|--------------------------------|--------------------|--------------------|
| | | Average (Mean) | 10th Percentile | 25th Percentile | 50th Percentile (Median) | 75th Percentile | 90th Percentile |
| 11-1011 Chief Executives | | | | | | | |
| Alternate Job Title(s): Admiral; Chief Financial Officer; Chief Operating Officer; Governor; School Superintendent; University President | | | | | | | |
| Determine and formulate policies and provide overall direction of companies or private and public sector organizations within guidelines set up by a board of directors or similar governing body. Plan, direct, or coordinate operational activities at the highest level of management with the help of subordinate executives and staff managers. | | | | | | | |
| North Dakota | | ANNUAL: | N/A | N/A | N/A | N/A | N/A |
| Employment: 240 | | HOURLY: | N/A | N/A | N/A | N/A | N/A |
| Region 1 | | ANNUAL: | \$271,860 | \$32,280 | \$98,760 | \$176,540 | N/A |
| Employment: 10 | | HOURLY: | \$130.70 | \$15.52 | \$47.48 | \$84.87 | N/A |
| Region 2 | | ANNUAL: | \$324,430 | \$98,740 | \$152,350 | \$222,590 | N/A |
| Employment: 20 | | HOURLY: | \$155.97 | \$47.47 | \$73.24 | \$107.01 | N/A |
| Region 3 | | ANNUAL: | \$404,410 | \$32,280 | \$97,340 | \$221,790 | N/A |
| Employment: 10 | | HOURLY: | \$194.43 | \$15.52 | \$46.80 | \$106.63 | N/A |
| Region 4 | | ANNUAL: | \$377,730 | \$80,190 | \$176,090 | N/A | N/A |
| Employment: 20 | | HOURLY: | \$181.60 | \$38.55 | \$84.66 | N/A | N/A |
| Region 5 | | ANNUAL: | \$271,040 | \$76,560 | \$145,390 | \$220,750 | N/A |
| Employment: 80 | | HOURLY: | \$130.31 | \$36.81 | \$69.90 | \$106.13 | N/A |
| Region 6 | | ANNUAL: | \$420,780 | \$32,280 | \$98,760 | \$222,590 | N/A |
| Employment: 10 | | HOURLY: | \$202.30 | \$15.52 | \$47.48 | \$107.01 | N/A |
| Region 7 | | ANNUAL: | \$250,660 | \$34,430 | \$95,470 | \$148,710 | \$228,680 |
| Employment: 50 | | HOURLY: | \$120.51 | \$16.55 | \$45.90 | \$71.49 | \$109.94 |
| Region 8 | | ANNUAL: | N/A | N/A | N/A | N/A | N/A |
| Employment: 10 | | HOURLY: | N/A | N/A | N/A | N/A | N/A |
| Bismarck, ND MetroSA | | ANNUAL: | \$192,110 | \$48,140 | \$93,340 | \$138,150 | \$228,680 |
| Employment: 40 | | HOURLY: | \$92.36 | \$23.14 | \$44.88 | \$66.42 | \$109.94 |
| Fargo, ND-MN MetroSA | | ANNUAL: | \$231,130 | \$105,080 | \$124,150 | \$186,920 | N/A |
| Employment: 120 | | HOURLY: | \$111.12 | \$50.52 | \$59.69 | \$89.86 | N/A |
| Grand Forks, ND-MN MetroSA | | ANNUAL: | \$202,310 | \$73,760 | \$105,320 | \$137,970 | \$216,130 |
| Employment: 60 | | HOURLY: | \$97.26 | \$35.46 | \$50.64 | \$66.33 | \$103.91 |
| West ND Nonmetro Area | | ANNUAL: | N/A | N/A | N/A | N/A | N/A |
| Employment: 60 | | HOURLY: | N/A | N/A | N/A | N/A | N/A |
| East ND Nonmetro Area | | ANNUAL: | N/A | N/A | N/A | N/A | N/A |
| Employment: 50 | | HOURLY: | N/A | N/A | N/A | N/A | N/A |

'N/A' indicates data or information cannot be released due to reliability, availability, or confidentiality restrictions. Since a portion of substate employment is not attributed to a region, substate areas will NOT add up to statewide totals. Rounding and the absence of suppressed data may also affect additivity.

| | | WAGE ESTIMATES | | | | | |
|--|----------------|-------------------|--------------------|--------------------|--------------------------------|--------------------|--------------------|
| | | Average (Mean) | 10th Percentile | 25th Percentile | 50th Percentile (Median) | 75th Percentile | 90th Percentile |
| 11-1021 General and Operations Managers | | | | | | | |
| Alternate Job Title(s): Department Store Manager; General Superintendent; Operational Risk Manager; Radio Station Manager | | | | | | | |
| Plan, direct, or coordinate the operations of public or private sector organizations, overseeing multiple departments or locations. Duties and responsibilities include formulating policies, managing daily operations, and planning the use of materials and human resources, but are too diverse and general in nature to be classified in any one functional area of management or administration, such as personnel, purchasing, or administrative services. Usually manage through subordinate supervisors. Excludes first-line supervisors. | | | | | | | |
| North Dakota | ANNUAL: | \$100,740 | \$46,610 | \$61,680 | \$86,200 | \$124,150 | \$163,360 |
| Employment: 10,170 | HOURLY: | \$48.43 | \$22.41 | \$29.66 | \$41.44 | \$59.69 | \$78.54 |
| Region 1 | ANNUAL: | \$113,120 | \$54,980 | \$78,080 | \$104,080 | \$133,820 | \$167,830 |
| Employment: 1,050 | HOURLY: | \$54.38 | \$26.43 | \$37.54 | \$50.04 | \$64.34 | \$80.69 |
| Region 2 | ANNUAL: | \$97,930 | \$45,760 | \$61,700 | \$87,550 | \$122,920 | \$157,300 |
| Employment: 1,230 | HOURLY: | \$47.08 | \$22.00 | \$29.67 | \$42.09 | \$59.10 | \$75.63 |
| Region 3 | ANNUAL: | \$91,810 | \$44,450 | \$60,220 | \$79,220 | \$112,170 | \$145,470 |
| Employment: 320 | HOURLY: | \$44.14 | \$21.37 | \$28.95 | \$38.09 | \$53.93 | \$69.94 |
| Region 4 | ANNUAL: | \$93,200 | \$45,820 | \$57,490 | \$79,150 | \$110,560 | \$149,290 |
| Employment: 1,040 | HOURLY: | \$44.81 | \$22.03 | \$27.64 | \$38.05 | \$53.15 | \$71.77 |
| Region 5 | ANNUAL: | \$103,300 | \$47,460 | \$62,260 | \$86,000 | \$125,280 | \$169,380 |
| Employment: 3,230 | HOURLY: | \$49.67 | \$22.82 | \$29.93 | \$41.35 | \$60.23 | \$81.43 |
| Region 6 | ANNUAL: | \$93,270 | \$44,090 | \$56,090 | \$80,200 | \$111,230 | \$145,650 |
| Employment: 610 | HOURLY: | \$44.84 | \$21.20 | \$26.97 | \$38.56 | \$53.48 | \$70.02 |
| Region 7 | ANNUAL: | \$97,780 | \$46,440 | \$60,120 | \$81,050 | \$121,440 | \$164,060 |
| Employment: 1,840 | HOURLY: | \$47.01 | \$22.33 | \$28.91 | \$38.97 | \$58.39 | \$78.88 |
| Region 8 | ANNUAL: | \$104,010 | \$49,010 | \$66,170 | \$97,340 | \$127,950 | \$160,510 |
| Employment: 730 | HOURLY: | \$50.01 | \$23.56 | \$31.81 | \$46.80 | \$61.52 | \$77.17 |
| Bismarck, ND MetroSA | ANNUAL: | \$96,640 | \$46,610 | \$60,030 | \$80,850 | \$120,060 | \$162,240 |
| Employment: 1,560 | HOURLY: | \$46.46 | \$22.41 | \$28.86 | \$38.87 | \$57.72 | \$78.00 |
| Fargo, ND-MN MetroSA | ANNUAL: | \$101,870 | \$46,610 | \$60,870 | \$85,350 | \$124,570 | \$169,640 |
| Employment: 3,330 | HOURLY: | \$48.98 | \$22.41 | \$29.26 | \$41.03 | \$59.89 | \$81.56 |
| Grand Forks, ND-MN MetroSA | ANNUAL: | \$92,200 | \$43,670 | \$56,460 | \$78,350 | \$113,100 | \$153,000 |
| Employment: 1,090 | HOURLY: | \$44.33 | \$21.00 | \$27.14 | \$37.67 | \$54.38 | \$73.56 |
| West ND Nonmetro Area | ANNUAL: | \$104,640 | \$48,320 | \$65,700 | \$97,340 | \$127,880 | \$163,050 |
| Employment: 3,290 | HOURLY: | \$50.31 | \$23.23 | \$31.59 | \$46.80 | \$61.48 | \$78.39 |
| East ND Nonmetro Area | ANNUAL: | \$93,480 | \$44,340 | \$57,530 | \$79,510 | \$112,170 | \$145,380 |
| Employment: 1,500 | HOURLY: | \$44.94 | \$21.32 | \$27.66 | \$38.23 | \$53.93 | \$69.89 |

'N/A' indicates data or information cannot be released due to reliability, availability, or confidentiality restrictions. Since a portion of substate employment is not attributed to a region, substate areas will NOT add up to statewide totals. Rounding and the absence of suppressed data may also affect additivity.

| | | | WAGE ESTIMATES | | | | | |
|---|-----|---------|-------------------|--------------------|--------------------|--------------------------------|--------------------|--------------------|
| | | | Average (Mean) | 10th Percentile | 25th Percentile | 50th Percentile (Median) | 75th Percentile | 90th Percentile |
| 11-1031 Legislators | | | | | | | | |
| Alternate Job Title(s): City Council Member; Senator; Tribal Council Member | | | | | | | | |
| Develop, introduce, or enact laws and statutes at the local, tribal, state, or federal level. Includes only workers in elected positions. | | | | | | | | |
| North Dakota | | ANNUAL: | \$55,070 | \$18,710 | \$18,710 | \$32,280 | \$72,210 | \$156,000 |
| Employment: | 660 | HOURLY: | N/A | N/A | N/A | N/A | N/A | N/A |
| Region 1 | | ANNUAL: | \$53,480 | \$18,340 | \$29,830 | \$35,870 | \$66,450 | \$96,240 |
| Employment: | 70 | HOURLY: | N/A | N/A | N/A | N/A | N/A | N/A |
| Region 2 | | ANNUAL: | \$54,060 | \$22,860 | \$24,440 | \$32,280 | \$49,850 | \$156,010 |
| Employment: | 50 | HOURLY: | N/A | N/A | N/A | N/A | N/A | N/A |
| Region 3 | | ANNUAL: | \$67,180 | \$23,660 | \$32,280 | \$43,640 | \$80,400 | \$156,000 |
| Employment: | 70 | HOURLY: | N/A | N/A | N/A | N/A | N/A | N/A |
| Region 4 | | ANNUAL: | \$67,040 | \$22,380 | \$30,150 | \$32,280 | \$105,180 | \$172,160 |
| Employment: | 50 | HOURLY: | N/A | N/A | N/A | N/A | N/A | N/A |
| Region 5 | | ANNUAL: | \$72,080 | \$18,510 | \$30,300 | \$34,330 | \$118,470 | \$169,970 |
| Employment: | 80 | HOURLY: | N/A | N/A | N/A | N/A | N/A | N/A |
| Region 6 | | ANNUAL: | \$64,970 | \$17,680 | \$28,790 | \$32,300 | \$98,730 | \$156,000 |
| Employment: | 80 | HOURLY: | N/A | N/A | N/A | N/A | N/A | N/A |
| Region 7 | | ANNUAL: | \$38,210 | \$18,710 | \$18,710 | \$18,710 | \$29,850 | \$115,290 |
| Employment: | 220 | HOURLY: | N/A | N/A | N/A | N/A | N/A | N/A |
| Region 8 | | ANNUAL: | \$58,280 | \$18,220 | \$23,600 | \$32,280 | \$72,100 | \$156,100 |
| Employment: | 40 | HOURLY: | N/A | N/A | N/A | N/A | N/A | N/A |
| Bismarck, ND MetroSA | | ANNUAL: | N/A | N/A | N/A | N/A | N/A | N/A |
| Employment: | 180 | HOURLY: | N/A | N/A | N/A | N/A | N/A | N/A |
| Fargo, ND-MN MetroSA | | ANNUAL: | N/A | N/A | N/A | N/A | N/A | N/A |
| Employment: | 30 | HOURLY: | N/A | N/A | N/A | N/A | N/A | N/A |
| West ND Nonmetro Area | | ANNUAL: | \$56,560 | \$18,320 | \$24,500 | \$32,280 | \$68,810 | \$152,690 |
| Employment: | 200 | HOURLY: | N/A | N/A | N/A | N/A | N/A | N/A |
| East ND Nonmetro Area | | ANNUAL: | \$61,970 | \$18,800 | \$29,070 | \$32,290 | \$80,400 | \$156,000 |
| Employment: | 240 | HOURLY: | N/A | N/A | N/A | N/A | N/A | N/A |

11-2011 Advertising and Promotions Managers**Alternate Job Title(s):** Advertising Director; Advertising Executive; Promotions Director

Plan, direct, or coordinate advertising policies and programs or produce collateral materials, such as posters, contests, coupons, or giveaways, to create extra interest in the purchase of a product or service for a department, an entire organization, or on an account basis.

| | | | | | | | | |
|---------------------|--|---------|----------|----------|----------|-----------|-----------|-----------|
| North Dakota | | ANNUAL: | \$97,570 | \$67,960 | \$76,060 | \$104,460 | \$104,800 | \$126,210 |
| Employment: N/A | | HOURLY: | \$46.91 | \$32.67 | \$36.57 | \$50.22 | \$50.39 | \$60.68 |

'N/A' indicates data or information cannot be released due to reliability, availability, or confidentiality restrictions. Since a portion of substate employment is not attributed to a region, substate areas will NOT add up to statewide totals. Rounding and the absence of suppressed data may also affect additivity.

| | | WAGE ESTIMATES | | | | | |
|--|--|-------------------|--------------------|--------------------|--------------------------------|--------------------|--------------------|
| | | Average (Mean) | 10th Percentile | 25th Percentile | 50th Percentile (Median) | 75th Percentile | 90th Percentile |
| 11-2021 Marketing Managers | | | | | | | |
| Alternate Job Title(s): Internet Marketing Manager; Marketing Administrator; Marketing Director | | | | | | | |
| Plan, direct, or coordinate marketing policies and programs, such as determining the demand for products and services offered by a firm and its competitors, and identify potential customers. Develop pricing strategies with the goal of maximizing the firm's profits or share of the market while ensuring the firm's customers are satisfied. Oversee product development or monitor trends that indicate the need for new products and services. | | | | | | | |
| North Dakota | | ANNUAL: | \$126,730 | \$77,580 | \$89,990 | \$118,960 | \$210,840 |
| Employment: 170 | | HOURLY: | \$60.93 | \$37.30 | \$43.26 | \$57.19 | \$101.36 |
| Region 4 | | ANNUAL: | \$134,240 | \$77,580 | \$88,930 | \$107,470 | N/A |
| Employment: 20 | | HOURLY: | \$64.54 | \$37.30 | \$42.76 | \$51.67 | N/A |
| Region 5 | | ANNUAL: | \$122,250 | \$79,430 | \$95,300 | \$119,440 | \$181,050 |
| Employment: 100 | | HOURLY: | \$58.77 | \$38.19 | \$45.82 | \$57.42 | \$87.04 |
| Region 7 | | ANNUAL: | \$143,730 | \$76,460 | \$86,360 | \$109,780 | \$238,320 |
| Employment: 30 | | HOURLY: | \$69.10 | \$36.76 | \$41.52 | \$52.78 | \$114.58 |
| Bismarck, ND MetroSA | | ANNUAL: | \$138,960 | \$76,460 | \$86,360 | \$107,000 | \$232,240 |
| Employment: 20 | | HOURLY: | \$66.81 | \$36.76 | \$41.52 | \$51.44 | \$111.65 |
| Fargo, ND-MN MetroSA | | ANNUAL: | \$127,710 | \$78,900 | \$95,300 | \$120,340 | \$183,760 |
| Employment: 110 | | HOURLY: | \$61.40 | \$37.94 | \$45.82 | \$57.86 | \$88.34 |
| Grand Forks, ND-MN MetroSA | | ANNUAL: | \$134,520 | \$77,580 | \$88,930 | \$107,470 | N/A |
| Employment: 20 | | HOURLY: | \$64.67 | \$37.30 | \$42.76 | \$51.67 | N/A |
| West ND Nonmetro Area | | ANNUAL: | \$138,230 | \$74,710 | \$91,400 | \$123,390 | \$218,690 |
| Employment: 20 | | HOURLY: | \$66.46 | \$35.92 | \$43.94 | \$59.32 | \$105.14 |
| East ND Nonmetro Area | | ANNUAL: | \$109,880 | \$63,530 | \$63,530 | \$91,600 | \$188,100 |
| Employment: 10 | | HOURLY: | \$52.83 | \$30.55 | \$30.55 | \$44.04 | \$90.43 |

'N/A' indicates data or information cannot be released due to reliability, availability, or confidentiality restrictions. Since a portion of substate employment is not attributed to a region, substate areas will NOT add up to statewide totals. Rounding and the absence of suppressed data may also affect additivity.

| | | | WAGE ESTIMATES | | | | | |
|---|-----|---------|-------------------|--------------------|--------------------|--------------------------------|--------------------|--------------------|
| | | | Average (Mean) | 10th Percentile | 25th Percentile | 50th Percentile (Median) | 75th Percentile | 90th Percentile |
| 11-2022 Sales Managers | | | | | | | | |
| Alternate Job Title(s): District Sales Manager; Export Manager; Regional Sales Manager; Sales Director | | | | | | | | |
| Plan, direct, or coordinate the actual distribution or movement of a product or service to the customer. Coordinate sales distribution by establishing sales territories, quotas, and goals and establish training programs for sales representatives. Analyze sales statistics gathered by staff to determine sales potential and inventory requirements and monitor the preferences of customers. | | | | | | | | |
| North Dakota | | ANNUAL: | \$132,460 | \$64,020 | \$92,650 | \$119,580 | \$160,040 | \$178,210 |
| Employment: | 370 | HOURLY: | \$63.68 | \$30.78 | \$44.54 | \$57.49 | \$76.94 | \$85.68 |
| Region 2 | | ANNUAL: | \$111,570 | \$63,950 | \$75,500 | \$102,620 | \$130,700 | \$168,100 |
| Employment: | 30 | HOURLY: | \$53.64 | \$30.75 | \$36.30 | \$49.34 | \$62.84 | \$80.82 |
| Region 4 | | ANNUAL: | \$120,250 | \$64,010 | \$84,910 | \$101,230 | \$160,040 | \$178,210 |
| Employment: | 30 | HOURLY: | \$57.81 | \$30.78 | \$40.82 | \$48.67 | \$76.94 | \$85.68 |
| Region 5 | | ANNUAL: | \$140,100 | \$68,720 | \$97,650 | \$124,150 | \$160,490 | \$194,150 |
| Employment: | 210 | HOURLY: | \$67.35 | \$33.04 | \$46.95 | \$59.69 | \$77.16 | \$93.34 |
| Region 7 | | ANNUAL: | \$120,480 | \$63,930 | \$87,750 | \$103,890 | \$157,840 | \$171,180 |
| Employment: | 60 | HOURLY: | \$57.92 | \$30.73 | \$42.19 | \$49.95 | \$75.89 | \$82.30 |
| Bismarck, ND MetroSA | | ANNUAL: | \$121,390 | \$64,630 | \$90,160 | \$105,210 | \$157,910 | \$171,180 |
| Employment: | 60 | HOURLY: | \$58.36 | \$31.07 | \$43.35 | \$50.58 | \$75.92 | \$82.30 |
| Fargo, ND-MN MetroSA | | ANNUAL: | \$139,150 | \$67,860 | \$93,220 | \$122,550 | \$159,790 | \$209,540 |
| Employment: | 240 | HOURLY: | \$66.90 | \$32.62 | \$44.82 | \$58.92 | \$76.82 | \$100.74 |
| Grand Forks, ND-MN MetroSA | | ANNUAL: | \$118,410 | \$64,010 | \$84,910 | \$101,230 | \$155,620 | \$178,210 |
| Employment: | 40 | HOURLY: | \$56.93 | \$30.78 | \$40.82 | \$48.67 | \$74.82 | \$85.68 |
| West ND Nonmetro Area | | ANNUAL: | \$115,220 | \$63,950 | \$75,500 | \$108,360 | \$135,050 | \$168,100 |
| Employment: | 50 | HOURLY: | \$55.39 | \$30.75 | \$36.30 | \$52.10 | \$64.93 | \$80.82 |
| East ND Nonmetro Area | | ANNUAL: | \$138,020 | \$84,680 | \$107,890 | \$135,960 | \$168,000 | \$174,080 |
| Employment: | 40 | HOURLY: | \$66.36 | \$40.71 | \$51.87 | \$65.37 | \$80.77 | \$83.69 |

11-2032 Public Relations Managers**Alternate Job Title(s):** Public Affairs Director; Publicity Director

Plan, direct, or coordinate activities designed to create or maintain a favorable public image or raise issue awareness for their organization or client.

| | | | | | | | | |
|-----------------------------------|--|---------|-----------|----------|----------|-----------|-----------|-----------|
| North Dakota | | ANNUAL: | \$116,480 | \$69,200 | \$88,670 | \$104,560 | \$131,620 | \$175,900 |
| Employment: 70 | | HOURLY: | \$56.00 | \$33.27 | \$42.63 | \$50.27 | \$63.28 | \$84.57 |
| Region 4 | | ANNUAL: | \$110,930 | \$44,480 | \$44,480 | \$96,100 | \$135,810 | \$213,050 |
| Employment: 10 | | HOURLY: | \$53.33 | \$21.39 | \$21.39 | \$46.20 | \$65.29 | \$102.43 |
| Region 5 | | ANNUAL: | \$109,710 | \$91,000 | \$97,800 | \$104,450 | \$112,820 | \$150,450 |
| Employment: 20 | | HOURLY: | \$52.75 | \$43.75 | \$47.02 | \$50.22 | \$54.24 | \$72.33 |
| Region 7 | | ANNUAL: | \$116,230 | \$69,200 | \$81,680 | \$99,070 | \$156,060 | \$184,840 |
| Employment: 30 | | HOURLY: | \$55.88 | \$33.27 | \$39.27 | \$47.63 | \$75.03 | \$88.86 |
| Bismarck, ND MetroSA | | ANNUAL: | \$114,280 | \$69,200 | \$81,680 | \$99,070 | \$135,600 | \$172,380 |
| Employment: 30 | | HOURLY: | \$54.94 | \$33.27 | \$39.27 | \$47.63 | \$65.19 | \$82.88 |
| Fargo, ND-MN MetroSA | | ANNUAL: | \$104,300 | \$65,340 | \$95,970 | \$101,240 | \$112,820 | \$116,930 |
| Employment: 20 | | HOURLY: | \$50.15 | \$31.42 | \$46.14 | \$48.67 | \$54.24 | \$56.21 |
| Grand Forks, ND-MN MetroSA | | ANNUAL: | \$105,330 | \$44,480 | \$44,480 | \$96,100 | \$135,810 | \$213,050 |
| Employment: 10 | | HOURLY: | \$50.64 | \$21.39 | \$21.39 | \$46.20 | \$65.30 | \$102.43 |

'N/A' indicates data or information cannot be released due to reliability, availability, or confidentiality restrictions. Since a portion of substate employment is not attributed to a region, substate areas will NOT add up to statewide totals. Rounding and the absence of suppressed data may also affect additivity.

| | | | WAGE ESTIMATES | | | | | |
|--|----|---------|-------------------|--------------------|--------------------|--------------------------------|--------------------|--------------------|
| | | | Average (Mean) | 10th Percentile | 25th Percentile | 50th Percentile (Median) | 75th Percentile | 90th Percentile |
| 11-2033 Fundraising Managers | | | | | | | | |
| Alternate Job Title(s): Donor Relations Manager; Foundation Director; Funding Coordinator; Fundraising Director | | | | | | | | |
| Plan, direct, or coordinate activities to solicit and maintain funds for special projects or nonprofit organizations. | | | | | | | | |
| North Dakota | | ANNUAL: | \$101,280 | \$58,700 | \$72,440 | \$82,310 | \$123,570 | \$158,850 |
| Employment: | 20 | HOURLY: | \$48.69 | \$28.22 | \$34.83 | \$39.57 | \$59.41 | \$76.37 |
| Region 5 | | ANNUAL: | \$102,080 | \$58,720 | \$78,060 | \$90,190 | \$123,570 | \$153,840 |
| Employment: | 10 | HOURLY: | \$49.08 | \$28.23 | \$37.53 | \$43.36 | \$59.41 | \$73.96 |
| Fargo, ND-MN MetroSA | | ANNUAL: | \$103,550 | \$66,300 | \$76,580 | \$93,410 | \$141,770 | \$154,190 |
| Employment: | 20 | HOURLY: | \$49.79 | \$31.88 | \$36.82 | \$44.91 | \$68.16 | \$74.13 |

11-3012 Administrative Services Managers

Alternate Job Title(s): Records and Information Manager; Records Management Director; University Registrar

Plan, direct, or coordinate one or more administrative services of an organization, such as records and information management, mail distribution, and other office support services. Medical records administrators are included in Medical and Health Services Managers (11-9111). Excludes Facilities Managers (11-3013) and Purchasing Managers (11-3061).

| | | | | | | | | |
|-----------------------------------|--|---------|-----------|----------|----------|-----------|-----------|-----------|
| North Dakota | | ANNUAL: | \$115,710 | \$71,680 | \$79,610 | \$102,170 | \$134,150 | \$166,220 |
| Employment: 160 | | HOURLY: | \$55.63 | \$34.46 | \$38.27 | \$49.12 | \$64.50 | \$79.91 |
| Region 4 | | ANNUAL: | \$132,310 | \$79,610 | \$79,610 | \$128,460 | \$166,220 | \$230,870 |
| Employment: 10 | | HOURLY: | \$63.61 | \$38.27 | \$38.27 | \$61.76 | \$79.91 | \$110.99 |
| Region 5 | | ANNUAL: | \$117,080 | \$70,610 | \$79,460 | \$103,980 | \$134,150 | \$182,850 |
| Employment: 50 | | HOURLY: | \$56.29 | \$33.95 | \$38.20 | \$49.99 | \$64.50 | \$87.91 |
| Region 7 | | ANNUAL: | \$112,860 | \$72,270 | \$80,270 | \$95,810 | \$121,870 | \$159,350 |
| Employment: 60 | | HOURLY: | \$54.26 | \$34.74 | \$38.59 | \$46.06 | \$58.59 | \$76.61 |
| Bismarck, ND MetroSA | | ANNUAL: | \$115,740 | \$72,270 | \$81,910 | \$102,710 | \$122,120 | \$159,350 |
| Employment: 60 | | HOURLY: | \$55.64 | \$34.74 | \$39.38 | \$49.38 | \$58.71 | \$76.61 |
| Fargo, ND-MN MetroSA | | ANNUAL: | \$116,080 | \$70,610 | \$79,820 | \$103,100 | \$134,150 | \$182,850 |
| Employment: 70 | | HOURLY: | \$55.81 | \$33.95 | \$38.38 | \$49.57 | \$64.50 | \$87.91 |
| Grand Forks, ND-MN MetroSA | | ANNUAL: | \$139,730 | \$74,710 | \$95,660 | \$128,460 | \$166,220 | \$224,160 |
| Employment: 20 | | HOURLY: | \$67.18 | \$35.92 | \$45.99 | \$61.76 | \$79.91 | \$107.77 |
| West ND Nonmetro Area | | ANNUAL: | \$120,070 | \$68,940 | \$79,610 | \$128,520 | \$156,700 | \$156,700 |
| Employment: 30 | | HOURLY: | \$57.73 | \$33.15 | \$38.27 | \$61.79 | \$75.34 | \$75.34 |
| East ND Nonmetro Area | | ANNUAL: | \$87,410 | \$56,990 | \$76,770 | \$79,610 | \$82,600 | \$109,340 |
| Employment: 20 | | HOURLY: | \$42.02 | \$27.40 | \$36.91 | \$38.27 | \$39.71 | \$52.57 |

'N/A' indicates data or information cannot be released due to reliability, availability, or confidentiality restrictions. Since a portion of substate employment is not attributed to a region, substate areas will NOT add up to statewide totals. Rounding and the absence of suppressed data may also affect additivity.

| | WAGE ESTIMATES | | | | | |
|--|-------------------|--------------------|--------------------|--------------------------------|--------------------|--------------------|
| | Average (Mean) | 10th Percentile | 25th Percentile | 50th Percentile (Median) | 75th Percentile | 90th Percentile |

11-3013 Facilities Managers

Alternate Job Title(s): Conference Center Manager; Director of University Housing; Stadium Manager

Plan, direct, or coordinate operations and functionalities of facilities and buildings. May include surrounding grounds or multiple facilities of an organization's campus. Excludes Administrative Services Managers (11-3012), Property, Real Estate, and Community Association Managers (11-9141), First-Line Supervisors of Building and Grounds Cleaning and Maintenance Workers (37-1010), First-Line Supervisors of Mechanics and Repairers (49-1011), and Maintenance and Repair Workers, General (49-9071).

| | | | | | | | | |
|-----------------------------------|-----|----------------|-----------|----------|----------|----------|-----------|-----------|
| North Dakota | | ANNUAL: | \$84,320 | \$49,330 | \$62,210 | \$75,030 | \$97,810 | \$144,980 |
| Employment: | 210 | HOURLY: | \$40.54 | \$23.72 | \$29.91 | \$36.07 | \$47.02 | \$69.70 |
| Region 1 | | ANNUAL: | \$107,810 | \$62,400 | \$72,820 | \$94,860 | \$145,000 | \$152,590 |
| Employment: | 20 | HOURLY: | \$51.83 | \$30.00 | \$35.01 | \$45.61 | \$69.71 | \$73.36 |
| Region 2 | | ANNUAL: | \$87,700 | \$52,410 | \$68,600 | \$82,450 | \$90,670 | \$145,020 |
| Employment: | 20 | HOURLY: | \$42.16 | \$25.20 | \$32.98 | \$39.64 | \$43.59 | \$69.72 |
| Region 3 | | ANNUAL: | \$85,990 | \$62,240 | \$63,480 | \$75,030 | \$103,170 | \$119,480 |
| Employment: | 20 | HOURLY: | \$41.34 | \$29.92 | \$30.52 | \$36.07 | \$49.60 | \$57.44 |
| Region 4 | | ANNUAL: | \$86,570 | \$52,080 | \$60,450 | \$74,120 | \$98,670 | \$152,390 |
| Employment: | 30 | HOURLY: | \$41.62 | \$25.04 | \$29.06 | \$35.63 | \$47.44 | \$73.26 |
| Region 5 | | ANNUAL: | \$80,730 | \$44,270 | \$62,220 | \$77,230 | \$95,580 | \$122,660 |
| Employment: | 50 | HOURLY: | \$38.81 | \$21.28 | \$29.91 | \$37.13 | \$45.95 | \$58.97 |
| Region 6 | | ANNUAL: | \$78,500 | \$52,410 | \$63,480 | \$64,470 | \$93,060 | \$114,160 |
| Employment: | 20 | HOURLY: | \$37.74 | \$25.20 | \$30.52 | \$30.99 | \$44.74 | \$54.89 |
| Region 7 | | ANNUAL: | \$73,960 | \$49,330 | \$56,420 | \$73,910 | \$91,830 | \$105,680 |
| Employment: | 60 | HOURLY: | \$35.56 | \$23.72 | \$27.12 | \$35.53 | \$44.15 | \$50.81 |
| Bismarck, ND MetroSA | | ANNUAL: | \$73,960 | \$49,330 | \$56,420 | \$73,910 | \$91,830 | \$105,680 |
| Employment: | 60 | HOURLY: | \$35.56 | \$23.72 | \$27.13 | \$35.53 | \$44.15 | \$50.81 |
| Fargo, ND-MN MetroSA | | ANNUAL: | \$83,710 | \$44,270 | \$59,860 | \$80,260 | \$94,200 | \$126,420 |
| Employment: | 60 | HOURLY: | \$40.25 | \$21.28 | \$28.78 | \$38.59 | \$45.29 | \$60.78 |
| Grand Forks, ND-MN MetroSA | | ANNUAL: | \$95,110 | \$56,530 | \$63,550 | \$82,520 | \$105,830 | \$155,430 |
| Employment: | 50 | HOURLY: | \$45.73 | \$27.18 | \$30.55 | \$39.67 | \$50.88 | \$74.73 |
| West ND Nonmetro Area | | ANNUAL: | \$100,820 | \$52,420 | \$71,440 | \$88,660 | \$145,000 | \$154,640 |
| Employment: | 50 | HOURLY: | \$48.47 | \$25.20 | \$34.35 | \$42.63 | \$69.71 | \$74.35 |
| East ND Nonmetro Area | | ANNUAL: | \$79,740 | \$52,420 | \$63,480 | \$71,080 | \$94,740 | \$119,480 |
| Employment: | 40 | HOURLY: | \$38.34 | \$25.20 | \$30.52 | \$34.18 | \$45.55 | \$57.44 |

'N/A' indicates data or information cannot be released due to reliability, availability, or confidentiality restrictions. Since a portion of substate employment is not attributed to a region, substate areas will NOT add up to statewide totals. Rounding and the absence of suppressed data may also affect additivity.

| | | | WAGE ESTIMATES | | | | | |
|---|-----|---------|-------------------|--------------------|--------------------|--------------------------------|--------------------|--------------------|
| | | | Average (Mean) | 10th Percentile | 25th Percentile | 50th Percentile (Median) | 75th Percentile | 90th Percentile |
| 11-3021 Computer and Information Systems Managers | | | | | | | | |
| Alternate Job Title(s): Chief Technology Officer; Information Technology Systems Director; Management Information Systems Director | | | | | | | | |
| Plan, direct, or coordinate activities in such fields as electronic data processing, information systems, systems analysis, and computer programming. Excludes Computer Occupations (15-1211 through 15-1299). | | | | | | | | |
| North Dakota | | ANNUAL: | \$130,830 | \$85,990 | \$98,130 | \$126,930 | \$152,790 | \$176,480 |
| Employment: | 540 | HOURLY: | \$62.90 | \$41.34 | \$47.18 | \$61.02 | \$73.46 | \$84.85 |
| Region 1 | | ANNUAL: | \$114,850 | \$93,940 | \$96,470 | \$119,010 | \$133,660 | \$142,270 |
| Employment: | 10 | HOURLY: | \$55.22 | \$45.17 | \$46.38 | \$57.22 | \$64.26 | \$68.40 |
| Region 2 | | ANNUAL: | \$122,830 | \$86,350 | \$98,380 | \$125,280 | \$134,330 | \$162,440 |
| Employment: | 20 | HOURLY: | \$59.05 | \$41.51 | \$47.30 | \$60.23 | \$64.58 | \$78.10 |
| Region 4 | | ANNUAL: | \$119,690 | \$76,470 | \$85,540 | \$101,540 | \$134,500 | \$172,980 |
| Employment: | 60 | HOURLY: | \$57.54 | \$36.76 | \$41.12 | \$48.82 | \$64.66 | \$83.16 |
| Region 5 | | ANNUAL: | \$136,670 | \$87,620 | \$103,520 | \$130,530 | \$157,110 | \$188,930 |
| Employment: | 270 | HOURLY: | \$65.71 | \$42.13 | \$49.77 | \$62.75 | \$75.53 | \$90.83 |
| Region 6 | | ANNUAL: | \$116,890 | \$85,990 | \$94,220 | \$108,980 | \$135,750 | \$165,350 |
| Employment: | 10 | HOURLY: | \$56.20 | \$41.34 | \$45.30 | \$52.40 | \$65.27 | \$79.50 |
| Region 7 | | ANNUAL: | \$128,540 | \$89,770 | \$99,760 | \$121,370 | \$143,780 | \$176,480 |
| Employment: | 140 | HOURLY: | \$61.80 | \$43.16 | \$47.96 | \$58.35 | \$69.13 | \$84.85 |
| Bismarck, ND MetroSA | | ANNUAL: | \$128,440 | \$87,150 | \$99,490 | \$121,020 | \$149,330 | \$176,480 |
| Employment: | 130 | HOURLY: | \$61.75 | \$41.90 | \$47.83 | \$58.18 | \$71.79 | \$84.85 |
| Fargo, ND-MN MetroSA | | ANNUAL: | \$135,330 | \$85,990 | \$101,800 | \$130,000 | \$155,270 | \$188,930 |
| Employment: | 290 | HOURLY: | \$65.06 | \$41.34 | \$48.94 | \$62.50 | \$74.65 | \$90.83 |
| Grand Forks, ND-MN MetroSA | | ANNUAL: | \$118,870 | \$84,110 | \$88,240 | \$104,010 | \$134,500 | \$172,980 |
| Employment: | 70 | HOURLY: | \$57.15 | \$40.44 | \$42.42 | \$50.01 | \$64.66 | \$83.16 |
| West ND Nonmetro Area | | ANNUAL: | \$121,370 | \$92,180 | \$96,470 | \$123,990 | \$135,520 | \$143,780 |
| Employment: | 50 | HOURLY: | \$58.35 | \$44.32 | \$46.38 | \$59.61 | \$65.16 | \$69.13 |
| East ND Nonmetro Area | | ANNUAL: | \$116,040 | \$85,990 | \$92,180 | \$108,980 | \$134,290 | \$154,490 |
| Employment: | 30 | HOURLY: | \$55.79 | \$41.34 | \$44.32 | \$52.39 | \$64.56 | \$74.27 |

'N/A' indicates data or information cannot be released due to reliability, availability, or confidentiality restrictions. Since a portion of substate employment is not attributed to a region, substate areas will NOT add up to statewide totals. Rounding and the absence of suppressed data may also affect additivity.

| | | WAGE ESTIMATES | | | | | |
|--|--|-------------------|--------------------|--------------------|--------------------------------|--------------------|--------------------|
| | | Average (Mean) | 10th Percentile | 25th Percentile | 50th Percentile (Median) | 75th Percentile | 90th Percentile |
| 11-3031 Financial Managers | | | | | | | |
| Alternate Job Title(s): Bank Branch Manager; Comptroller; Financial Director | | | | | | | |
| Plan, direct, or coordinate accounting, investing, banking, insurance, securities, and other financial activities of a branch, office, or department of an establishment. Excludes Financial Risk Specialists (13-2054). | | | | | | | |
| North Dakota | | ANNUAL: | \$137,000 | \$78,300 | \$97,350 | \$123,040 | \$164,490 |
| Employment: 1,730 | | HOURLY: | \$65.86 | \$37.65 | \$46.80 | \$59.15 | \$79.08 |
| Region 1 | | ANNUAL: | \$138,510 | \$78,410 | \$95,870 | \$124,990 | \$164,990 |
| Employment: 90 | | HOURLY: | \$66.59 | \$37.70 | \$46.09 | \$60.09 | \$79.32 |
| Region 2 | | ANNUAL: | \$132,570 | \$70,100 | \$91,440 | \$125,020 | \$162,240 |
| Employment: 140 | | HOURLY: | \$63.73 | \$33.70 | \$43.96 | \$60.11 | \$78.00 |
| Region 3 | | ANNUAL: | \$121,310 | \$64,420 | \$81,290 | \$97,230 | \$146,510 |
| Employment: 60 | | HOURLY: | \$58.32 | \$30.97 | \$39.08 | \$46.75 | \$70.44 |
| Region 4 | | ANNUAL: | \$139,010 | \$76,940 | \$97,540 | \$127,440 | \$158,660 |
| Employment: 170 | | HOURLY: | \$66.83 | \$36.99 | \$46.90 | \$61.27 | \$76.28 |
| Region 5 | | ANNUAL: | \$142,830 | \$81,320 | \$103,510 | \$125,530 | \$166,130 |
| Employment: 650 | | HOURLY: | \$68.67 | \$39.10 | \$49.77 | \$60.35 | \$79.87 |
| Region 6 | | ANNUAL: | \$118,800 | \$63,970 | \$83,470 | \$106,530 | \$139,330 |
| Employment: 90 | | HOURLY: | \$57.12 | \$30.76 | \$40.13 | \$51.22 | \$66.99 |
| Region 7 | | ANNUAL: | \$135,300 | \$81,040 | \$98,730 | \$118,970 | \$157,510 |
| Employment: 420 | | HOURLY: | \$65.05 | \$38.96 | \$47.47 | \$57.20 | \$75.73 |
| Region 8 | | ANNUAL: | \$130,940 | \$70,530 | \$88,790 | \$123,040 | \$162,840 |
| Employment: 70 | | HOURLY: | \$62.95 | \$33.91 | \$42.69 | \$59.15 | \$78.29 |
| Bismarck, ND MetroSA | | ANNUAL: | \$136,890 | \$82,640 | \$100,260 | \$118,970 | \$157,510 |
| Employment: 370 | | HOURLY: | \$65.81 | \$39.73 | \$48.20 | \$57.20 | \$75.73 |
| Fargo, ND-MN MetroSA | | ANNUAL: | \$142,260 | \$81,160 | \$102,080 | \$125,530 | \$166,650 |
| Employment: 670 | | HOURLY: | \$68.39 | \$39.02 | \$49.08 | \$60.35 | \$80.12 |
| Grand Forks, ND-MN MetroSA | | ANNUAL: | \$142,480 | \$76,940 | \$97,950 | \$127,440 | \$166,210 |
| Employment: 170 | | HOURLY: | \$68.50 | \$36.99 | \$47.09 | \$61.27 | \$79.91 |
| West ND Nonmetro Area | | ANNUAL: | \$132,390 | \$72,070 | \$93,580 | \$124,170 | \$164,070 |
| Employment: 350 | | HOURLY: | \$63.65 | \$34.65 | \$44.99 | \$59.70 | \$78.88 |
| East ND Nonmetro Area | | ANNUAL: | \$118,710 | \$64,270 | \$83,470 | \$106,520 | \$133,870 |
| Employment: 230 | | HOURLY: | \$57.07 | \$30.90 | \$40.13 | \$51.21 | \$64.36 |

'N/A' indicates data or information cannot be released due to reliability, availability, or confidentiality restrictions. Since a portion of substate employment is not attributed to a region, substate areas will NOT add up to statewide totals. Rounding and the absence of suppressed data may also affect additivity.

| | | | WAGE ESTIMATES | | | | | |
|---|-----|---------|-------------------|--------------------|--------------------|--------------------------------|--------------------|--------------------|
| | | | Average (Mean) | 10th Percentile | 25th Percentile | 50th Percentile (Median) | 75th Percentile | 90th Percentile |
| 11-3051 Industrial Production Managers | | | | | | | | |
| Alternate Job Title(s): Manufacturing Director; Plant Manager; Production Control Manager | | | | | | | | |
| Plan, direct, or coordinate the work activities and resources necessary for manufacturing products in accordance with cost, quality, and quantity specifications. | | | | | | | | |
| North Dakota | | ANNUAL: | \$115,970 | \$63,390 | \$79,420 | \$104,980 | \$135,820 | \$169,470 |
| Employment: | 350 | HOURLY: | \$55.76 | \$30.48 | \$38.18 | \$50.47 | \$65.30 | \$81.48 |
| Region 1 | | ANNUAL: | \$168,070 | \$86,780 | \$124,970 | \$147,450 | \$198,630 | N/A |
| Employment: | 30 | HOURLY: | \$80.80 | \$41.72 | \$60.08 | \$70.89 | \$95.50 | N/A |
| Region 2 | | ANNUAL: | \$135,890 | \$76,730 | \$91,400 | \$105,840 | \$163,790 | \$198,660 |
| Employment: | 20 | HOURLY: | \$65.33 | \$36.89 | \$43.94 | \$50.88 | \$78.74 | \$95.51 |
| Region 4 | | ANNUAL: | \$110,120 | \$71,290 | \$83,780 | \$102,020 | \$128,450 | \$166,910 |
| Employment: | 50 | HOURLY: | \$52.94 | \$34.28 | \$40.28 | \$49.05 | \$61.76 | \$80.25 |
| Region 5 | | ANNUAL: | \$106,650 | \$62,740 | \$77,920 | \$100,920 | \$133,960 | \$151,490 |
| Employment: | 150 | HOURLY: | \$51.27 | \$30.17 | \$37.46 | \$48.52 | \$64.40 | \$72.83 |
| Region 6 | | ANNUAL: | \$109,710 | \$49,440 | \$64,180 | \$83,780 | \$138,230 | \$204,000 |
| Employment: | 30 | HOURLY: | \$52.75 | \$23.77 | \$30.86 | \$40.28 | \$66.45 | \$98.08 |
| Region 7 | | ANNUAL: | \$117,290 | \$67,940 | \$79,190 | \$105,150 | \$135,600 | \$167,540 |
| Employment: | 60 | HOURLY: | \$56.39 | \$32.66 | \$38.07 | \$50.55 | \$65.19 | \$80.55 |
| Region 8 | | ANNUAL: | \$121,830 | \$76,570 | \$87,020 | \$106,280 | \$147,410 | \$196,250 |
| Employment: | 20 | HOURLY: | \$58.57 | \$36.81 | \$41.83 | \$51.10 | \$70.87 | \$94.35 |
| Bismarck, ND MetroSA | | ANNUAL: | \$111,580 | \$67,940 | \$79,190 | \$90,340 | \$130,060 | \$167,540 |
| Employment: | 50 | HOURLY: | \$53.64 | \$32.66 | \$38.07 | \$43.43 | \$62.53 | \$80.55 |
| Fargo, ND-MN MetroSA | | ANNUAL: | \$101,360 | \$62,740 | \$73,070 | \$95,000 | \$129,170 | \$150,010 |
| Employment: | 120 | HOURLY: | \$48.73 | \$30.17 | \$35.13 | \$45.67 | \$62.10 | \$72.12 |
| Grand Forks, ND-MN MetroSA | | ANNUAL: | \$112,340 | \$65,600 | \$82,330 | \$103,470 | \$130,160 | \$169,470 |
| Employment: | 50 | HOURLY: | \$54.01 | \$31.54 | \$39.58 | \$49.75 | \$62.58 | \$81.47 |
| West ND Nonmetro Area | | ANNUAL: | \$145,290 | \$82,970 | \$91,400 | \$147,400 | \$165,820 | \$203,990 |
| Employment: | 80 | HOURLY: | \$69.85 | \$39.89 | \$43.94 | \$70.87 | \$79.72 | \$98.07 |
| East ND Nonmetro Area | | ANNUAL: | \$107,590 | \$58,640 | \$78,010 | \$100,900 | \$135,230 | \$167,410 |
| Employment: | 90 | HOURLY: | \$51.72 | \$28.19 | \$37.51 | \$48.51 | \$65.01 | \$80.49 |

11-3061 Purchasing Managers**Alternate Job Title(s):** Contracting Manager; Procurement Manager; Purchasing Director

Plan, direct, or coordinate the activities of buyers, purchasing officers, and related workers involved in purchasing materials, products, and services. Includes wholesale or retail trade merchandising managers and procurement managers.

| | | | | | | | | |
|-----------------------------|--|----------------|-----------|----------|-----------|-----------|-----------|-----------|
| North Dakota | | ANNUAL: | \$136,110 | \$85,280 | \$105,360 | \$130,100 | \$158,220 | \$170,520 |
| Employment: 30 | | HOURLY: | \$65.44 | \$41.00 | \$50.66 | \$62.55 | \$76.07 | \$81.98 |
| Region 5 | | ANNUAL: | \$130,540 | \$84,590 | \$104,020 | \$127,200 | \$160,600 | \$170,520 |
| Employment: 20 | | HOURLY: | \$62.76 | \$40.67 | \$50.01 | \$61.15 | \$77.21 | \$81.98 |
| Fargo, ND-MN MetroSA | | ANNUAL: | \$127,090 | \$84,590 | \$104,020 | \$120,320 | \$150,660 | \$170,520 |
| Employment: 20 | | HOURLY: | \$61.10 | \$40.67 | \$50.01 | \$57.85 | \$72.43 | \$81.98 |

'N/A' indicates data or information cannot be released due to reliability, availability, or confidentiality restrictions. Since a portion of substate employment is not attributed to a region, substate areas will NOT add up to statewide totals. Rounding and the absence of suppressed data may also affect additivity.

| | | | WAGE ESTIMATES | | | | | | |
|--|-----|--|-------------------|--------------------|--------------------|--------------------------------|--------------------|--------------------|-----------|
| | | | Average (Mean) | 10th Percentile | 25th Percentile | 50th Percentile (Median) | 75th Percentile | 90th Percentile | |
| 11-3071 Transportation, Storage, and Distribution Managers | | | | | | | | | |
| Alternate Job Title(s): Distribution Center Manager; Traffic Safety Administrator; Warehouse Manager | | | | | | | | | |
| Plan, direct, or coordinate transportation, storage, or distribution activities in accordance with organizational policies and applicable government laws or regulations. Includes logistics managers. | | | | | | | | | |
| North Dakota | | | ANNUAL: | \$103,980 | \$71,210 | \$76,560 | \$95,700 | \$121,560 | \$154,230 |
| Employment: | 140 | | HOURLY: | \$49.99 | \$34.23 | \$36.81 | \$46.01 | \$58.44 | \$74.15 |
| Region 1 | | | ANNUAL: | \$147,650 | \$86,920 | \$129,730 | \$138,020 | \$177,670 | \$200,530 |
| Employment: | 10 | | HOURLY: | \$70.98 | \$41.79 | \$62.37 | \$66.36 | \$85.42 | \$96.41 |
| Region 2 | | | ANNUAL: | \$100,290 | \$44,790 | \$72,490 | \$77,390 | \$137,990 | \$177,640 |
| Employment: | 10 | | HOURLY: | \$48.21 | \$21.54 | \$34.85 | \$37.21 | \$66.34 | \$85.40 |
| Region 4 | | | ANNUAL: | \$93,300 | \$72,490 | \$73,890 | \$85,680 | \$103,130 | \$118,490 |
| Employment: | 20 | | HOURLY: | \$44.86 | \$34.85 | \$35.53 | \$41.19 | \$49.58 | \$56.97 |
| Region 5 | | | ANNUAL: | \$102,340 | \$72,490 | \$81,350 | \$97,550 | \$114,980 | \$127,440 |
| Employment: | 60 | | HOURLY: | \$49.20 | \$34.85 | \$39.11 | \$46.90 | \$55.28 | \$61.27 |
| Region 7 | | | ANNUAL: | \$93,480 | \$61,660 | \$71,910 | \$86,530 | \$97,300 | \$119,410 |
| Employment: | 30 | | HOURLY: | \$44.94 | \$29.65 | \$34.57 | \$41.60 | \$46.78 | \$57.41 |
| Bismarck, ND MetroSA | | | ANNUAL: | \$96,590 | \$58,120 | \$71,910 | \$86,530 | \$97,300 | \$172,010 |
| Employment: | 20 | | HOURLY: | \$46.44 | \$27.94 | \$34.57 | \$41.60 | \$46.78 | \$82.70 |
| Fargo, ND-MN MetroSA | | | ANNUAL: | \$105,580 | \$71,750 | \$81,860 | \$98,840 | \$121,560 | \$151,800 |
| Employment: | 60 | | HOURLY: | \$50.76 | \$34.50 | \$39.36 | \$47.52 | \$58.44 | \$72.98 |
| Grand Forks, ND-MN MetroSA | | | ANNUAL: | \$96,960 | \$73,790 | \$76,980 | \$97,430 | \$103,460 | \$134,480 |
| Employment: | 20 | | HOURLY: | \$46.62 | \$35.48 | \$37.01 | \$46.84 | \$49.74 | \$64.65 |
| West ND Nonmetro Area | | | ANNUAL: | \$116,950 | \$59,030 | \$72,490 | \$103,170 | \$147,250 | \$200,520 |
| Employment: | 30 | | HOURLY: | \$56.23 | \$28.38 | \$34.85 | \$49.60 | \$70.79 | \$96.40 |

'N/A' indicates data or information cannot be released due to reliability, availability, or confidentiality restrictions. Since a portion of substate employment is not attributed to a region, substate areas will NOT add up to statewide totals. Rounding and the absence of suppressed data may also affect additivity.

| | | | WAGE ESTIMATES | | | | | | |
|---|-----|--|-------------------|--------------------|--------------------|--------------------------------|--------------------|--------------------|-----------|
| | | | Average (Mean) | 10th Percentile | 25th Percentile | 50th Percentile (Median) | 75th Percentile | 90th Percentile | |
| 11-3121 Human Resources Managers | | | | | | | | | |
| Alternate Job Title(s): Job Analysis Manager; Labor Relations Director; Personnel Manager; Position Description Manager | | | | | | | | | |
| Plan, direct, or coordinate human resources activities and staff of an organization. Excludes managers who primarily focus on compensation and benefits (11-3111) and training and development (11-3131). | | | | | | | | | |
| North Dakota | | | ANNUAL: | \$130,640 | \$75,220 | \$94,650 | \$112,980 | \$140,470 | \$191,910 |
| Employment: | 200 | | HOURLY: | \$62.81 | \$36.16 | \$45.50 | \$54.32 | \$67.53 | \$92.27 |
| Region 2 | | | ANNUAL: | \$101,330 | \$75,210 | \$75,220 | \$88,890 | \$111,970 | \$125,000 |
| Employment: | 20 | | HOURLY: | \$48.72 | \$36.16 | \$36.16 | \$42.73 | \$53.83 | \$60.10 |
| Region 4 | | | ANNUAL: | \$116,310 | \$64,500 | \$93,100 | \$114,210 | \$122,490 | \$169,990 |
| Employment: | 20 | | HOURLY: | \$55.92 | \$31.01 | \$44.76 | \$54.91 | \$58.89 | \$81.73 |
| Region 5 | | | ANNUAL: | \$141,560 | \$93,720 | \$103,570 | \$121,810 | \$161,700 | \$200,500 |
| Employment: | 90 | | HOURLY: | \$68.06 | \$45.06 | \$49.79 | \$58.56 | \$77.74 | \$96.39 |
| Region 7 | | | ANNUAL: | \$141,620 | \$80,290 | \$97,950 | \$117,740 | \$172,480 | \$195,350 |
| Employment: | 40 | | HOURLY: | \$68.09 | \$38.60 | \$47.09 | \$56.61 | \$82.92 | \$93.92 |
| Bismarck, ND MetroSA | | | ANNUAL: | \$139,730 | \$79,670 | \$94,010 | \$117,230 | \$170,990 | \$195,350 |
| Employment: | 40 | | HOURLY: | \$67.18 | \$38.30 | \$45.20 | \$56.36 | \$82.21 | \$93.92 |
| Fargo, ND-MN MetroSA | | | ANNUAL: | \$139,810 | \$86,790 | \$103,450 | \$121,800 | \$161,060 | \$197,430 |
| Employment: | 100 | | HOURLY: | \$67.22 | \$41.72 | \$49.73 | \$58.56 | \$77.43 | \$94.92 |
| Grand Forks, ND-MN MetroSA | | | ANNUAL: | \$118,100 | \$80,920 | \$93,100 | \$113,410 | \$128,520 | \$184,070 |
| Employment: | 30 | | HOURLY: | \$56.78 | \$38.90 | \$44.76 | \$54.53 | \$61.79 | \$88.49 |
| West ND Nonmetro Area | | | ANNUAL: | \$105,400 | \$75,210 | \$75,220 | \$99,990 | \$117,040 | \$132,360 |
| Employment: | 30 | | HOURLY: | \$50.67 | \$36.16 | \$36.16 | \$48.07 | \$56.27 | \$63.64 |
| East ND Nonmetro Area | | | ANNUAL: | \$102,280 | \$75,210 | \$85,020 | \$106,250 | \$115,480 | \$128,650 |
| Employment: | 10 | | HOURLY: | \$49.17 | \$36.16 | \$40.87 | \$51.08 | \$55.52 | \$61.85 |

11-3131 Training and Development Managers**Alternate Job Title(s):** E-Learning Manager; Employee Development Director; Labor Training Manager

Plan, direct, or coordinate the training and development activities and staff of an organization.

| | | | | | | | | |
|------------------------------|----|----------------|-----------|----------|----------|----------|-----------|-----------|
| North Dakota | | ANNUAL: | \$99,870 | \$66,190 | \$73,850 | \$88,790 | \$132,040 | \$140,240 |
| Employment: | 80 | HOURLY: | \$48.01 | \$31.82 | \$35.50 | \$42.69 | \$63.48 | \$67.42 |
| Region 4 | | ANNUAL: | \$93,940 | \$64,120 | \$85,530 | \$96,230 | \$97,630 | \$135,680 |
| Employment: | 10 | HOURLY: | \$45.16 | \$30.83 | \$41.12 | \$46.26 | \$46.94 | \$65.23 |
| Region 5 | | ANNUAL: | \$103,370 | \$66,360 | \$72,440 | \$90,430 | \$135,540 | \$160,870 |
| Employment: | 30 | HOURLY: | \$49.70 | \$31.90 | \$34.83 | \$43.47 | \$65.16 | \$77.34 |
| Region 7 | | ANNUAL: | \$95,580 | \$65,030 | \$66,320 | \$83,580 | \$128,410 | \$135,830 |
| Employment: | 20 | HOURLY: | \$45.95 | \$31.26 | \$31.89 | \$40.18 | \$61.74 | \$65.30 |
| Bismarck, ND MetroSA | | ANNUAL: | \$95,570 | \$65,020 | \$66,320 | \$83,580 | \$128,410 | \$135,830 |
| Employment: | 20 | HOURLY: | \$45.95 | \$31.26 | \$31.89 | \$40.18 | \$61.74 | \$65.30 |
| Fargo, ND-MN MetroSA | | ANNUAL: | \$104,600 | \$67,910 | \$72,440 | \$89,550 | \$135,540 | \$154,050 |
| Employment: | 40 | HOURLY: | \$50.29 | \$32.65 | \$34.83 | \$43.05 | \$65.16 | \$74.06 |
| West ND Nonmetro Area | | ANNUAL: | \$100,850 | \$70,120 | \$73,850 | \$88,490 | \$136,790 | \$137,970 |
| Employment: | 10 | HOURLY: | \$48.49 | \$33.71 | \$35.50 | \$42.54 | \$65.77 | \$66.33 |

'N/A' indicates data or information cannot be released due to reliability, availability, or confidentiality restrictions. Since a portion of substate employment is not attributed to a region, substate areas will NOT add up to statewide totals. Rounding and the absence of suppressed data may also affect additivity.

| | WAGE ESTIMATES | | | | | |
|--|-------------------|--------------------|--------------------|--------------------------------|--------------------|--------------------|
| | Average (Mean) | 10th Percentile | 25th Percentile | 50th Percentile (Median) | 75th Percentile | 90th Percentile |

11-9013 Farmers, Ranchers, and Other Agricultural Managers

Alternate Job Title(s): Animal Husbandry Manager; Dairy Farm Manager; Fish Hatchery Manager; Orchard Manager

Plan, direct, or coordinate the management or operation of farms, ranches, greenhouses, aquacultural operations, nurseries, timber tracts, or other agricultural establishments. May hire, train, and supervise farm workers or contract for services to carry out the day-to-day activities of the managed operation. May engage in or supervise planting, cultivating, harvesting, and financial and marketing activities. Excludes First-Line Supervisors of Farming, Fishing, and Forestry Workers (45-1011).

| | | | | | | | | |
|-----------------------------|----|----------------|-----------|----------|----------|-----------|-----------|-----------|
| North Dakota | | ANNUAL: | \$101,280 | \$57,460 | \$61,660 | \$104,670 | \$123,670 | \$176,950 |
| Employment: | 40 | HOURLY: | \$48.69 | \$27.62 | \$29.64 | \$50.32 | \$59.46 | \$85.07 |
| Region 5 | | ANNUAL: | \$106,390 | \$61,660 | \$78,880 | \$104,670 | \$123,670 | \$172,690 |
| Employment: | 30 | HOURLY: | \$51.15 | \$29.64 | \$37.92 | \$50.32 | \$59.46 | \$83.02 |
| Fargo, ND-MN MetroSA | | ANNUAL: | \$107,140 | \$61,660 | \$78,880 | \$104,670 | \$123,670 | \$176,950 |
| Employment: | 30 | HOURLY: | \$51.51 | \$29.64 | \$37.92 | \$50.32 | \$59.46 | \$85.07 |

'N/A' indicates data or information cannot be released due to reliability, availability, or confidentiality restrictions. Since a portion of substate employment is not attributed to a region, substate areas will NOT add up to statewide totals. Rounding and the absence of suppressed data may also affect additivity.

| | | | WAGE ESTIMATES | | | | | |
|--|-----|---------|-------------------|--------------------|--------------------|--------------------------------|--------------------|--------------------|
| | | | Average (Mean) | 10th Percentile | 25th Percentile | 50th Percentile (Median) | 75th Percentile | 90th Percentile |
| 11-9021 Construction Managers | | | | | | | | |
| Alternate Job Title(s): Construction Coordinator; Construction Superintendent; General Contractor | | | | | | | | |
| Plan, direct, or coordinate, usually through subordinate supervisory personnel, activities concerned with the construction and maintenance of structures, facilities, and systems. Participate in the conceptual development of a construction project and oversee its organization, scheduling, budgeting, and implementation. Includes managers in specialized construction fields, such as carpentry or plumbing. | | | | | | | | |
| North Dakota | | ANNUAL: | \$102,500 | \$51,100 | \$73,280 | \$93,950 | \$124,210 | \$157,940 |
| Employment: | 820 | HOURLY: | \$49.28 | \$24.57 | \$35.23 | \$45.17 | \$59.72 | \$75.93 |
| Region 1 | | ANNUAL: | \$120,410 | \$73,860 | \$78,450 | \$113,220 | \$143,200 | \$170,640 |
| Employment: | 110 | HOURLY: | \$57.89 | \$35.51 | \$37.71 | \$54.43 | \$68.84 | \$82.04 |
| Region 2 | | ANNUAL: | \$103,970 | \$61,210 | \$74,600 | \$92,690 | \$124,200 | \$157,650 |
| Employment: | 70 | HOURLY: | \$49.99 | \$29.43 | \$35.86 | \$44.56 | \$59.71 | \$75.79 |
| Region 3 | | ANNUAL: | \$118,360 | \$61,210 | \$74,600 | \$98,510 | \$125,730 | \$209,070 |
| Employment: | 10 | HOURLY: | \$56.91 | \$29.43 | \$35.86 | \$47.36 | \$60.44 | \$100.51 |
| Region 4 | | ANNUAL: | \$102,180 | \$50,510 | \$73,190 | \$94,790 | \$124,640 | \$172,780 |
| Employment: | 100 | HOURLY: | \$49.13 | \$24.29 | \$35.19 | \$45.57 | \$59.93 | \$83.07 |
| Region 5 | | ANNUAL: | \$101,120 | \$51,100 | \$72,000 | \$95,920 | \$117,930 | \$154,880 |
| Employment: | 260 | HOURLY: | \$48.62 | \$24.57 | \$34.61 | \$46.12 | \$56.70 | \$74.46 |
| Region 6 | | ANNUAL: | \$87,340 | \$48,270 | \$73,120 | \$85,650 | \$104,330 | \$113,220 |
| Employment: | 40 | HOURLY: | \$41.99 | \$23.21 | \$35.16 | \$41.18 | \$50.16 | \$54.43 |
| Region 7 | | ANNUAL: | \$92,050 | \$43,650 | \$60,260 | \$79,620 | \$106,340 | \$155,200 |
| Employment: | 160 | HOURLY: | \$44.25 | \$20.99 | \$28.97 | \$38.28 | \$51.12 | \$74.62 |
| Region 8 | | ANNUAL: | \$104,800 | \$64,950 | \$74,600 | \$89,360 | \$124,200 | \$158,010 |
| Employment: | 50 | HOURLY: | \$50.38 | \$31.23 | \$35.86 | \$42.96 | \$59.71 | \$75.97 |
| Bismarck, ND MetroSA | | ANNUAL: | \$90,600 | \$43,650 | \$58,960 | \$78,510 | \$105,260 | \$155,200 |
| Employment: | 140 | HOURLY: | \$43.56 | \$20.99 | \$28.35 | \$37.75 | \$50.61 | \$74.62 |
| Fargo, ND-MN MetroSA | | ANNUAL: | \$104,520 | \$56,070 | \$73,280 | \$97,260 | \$124,060 | \$155,010 |
| Employment: | 270 | HOURLY: | \$50.25 | \$26.96 | \$35.23 | \$46.76 | \$59.65 | \$74.53 |
| Grand Forks, ND-MN MetroSA | | ANNUAL: | \$103,520 | \$55,410 | \$75,880 | \$97,050 | \$124,640 | \$168,600 |
| Employment: | 100 | HOURLY: | \$49.77 | \$26.64 | \$36.48 | \$46.66 | \$59.93 | \$81.06 |
| West ND Nonmetro Area | | ANNUAL: | \$111,480 | \$66,490 | \$76,750 | \$101,960 | \$137,690 | \$160,050 |
| Employment: | 250 | HOURLY: | \$53.59 | \$31.97 | \$36.90 | \$49.02 | \$66.20 | \$76.95 |
| East ND Nonmetro Area | | ANNUAL: | \$92,500 | \$48,420 | \$73,120 | \$82,920 | \$104,980 | \$131,020 |
| Employment: | 80 | HOURLY: | \$44.47 | \$23.28 | \$35.16 | \$39.86 | \$50.47 | \$62.99 |

'N/A' indicates data or information cannot be released due to reliability, availability, or confidentiality restrictions. Since a portion of substate employment is not attributed to a region, substate areas will NOT add up to statewide totals. Rounding and the absence of suppressed data may also affect additivity.

| | | | WAGE ESTIMATES | | | | | |
|---|----|---------|-------------------|--------------------|--------------------|--------------------------------|--------------------|--------------------|
| | | | Average (Mean) | 10th Percentile | 25th Percentile | 50th Percentile (Median) | 75th Percentile | 90th Percentile |
| 11-9031 Education and Childcare Administrators, Preschool and Daycare | | | | | | | | |
| Alternate Job Title(s): Childcare Center Administrator; Head Start Director; Preschool Director | | | | | | | | |
| Plan, direct, or coordinate academic or nonacademic activities of preschools or childcare centers and programs, including before- and after-school care. Excludes Preschool Teachers, Except Special Education (25-2011) and Childcare Workers (39-9011). | | | | | | | | |
| Region 2 | | ANNUAL: | \$45,030 | \$30,290 | \$38,180 | \$38,640 | \$44,250 | \$63,420 |
| Employment: | 40 | HOURLY: | \$21.65 | \$14.56 | \$18.36 | \$18.58 | \$21.27 | \$30.49 |
| Region 3 | | ANNUAL: | \$46,720 | \$30,620 | \$38,140 | \$44,010 | \$50,440 | \$63,420 |
| Employment: | 20 | HOURLY: | \$22.46 | \$14.72 | \$18.34 | \$21.16 | \$24.25 | \$30.49 |
| Region 4 | | ANNUAL: | \$93,580 | \$37,940 | \$44,000 | \$103,050 | \$129,990 | \$129,990 |
| Employment: | 60 | HOURLY: | \$44.99 | \$18.24 | \$21.15 | \$49.54 | \$62.50 | \$62.50 |
| Region 5 | | ANNUAL: | \$56,540 | \$36,370 | \$39,800 | \$44,500 | \$68,440 | \$88,270 |
| Employment: | 70 | HOURLY: | \$27.18 | \$17.49 | \$19.13 | \$21.39 | \$32.90 | \$42.44 |
| Region 7 | | ANNUAL: | \$69,010 | \$36,600 | \$39,520 | \$56,880 | \$88,470 | \$131,950 |
| Employment: | 70 | HOURLY: | \$33.18 | \$17.60 | \$19.00 | \$27.35 | \$42.53 | \$63.44 |
| Bismarck, ND MetroSA | | ANNUAL: | N/A | N/A | N/A | N/A | N/A | N/A |
| Employment: | 60 | HOURLY: | N/A | N/A | N/A | N/A | N/A | N/A |
| Fargo, ND-MN MetroSA | | ANNUAL: | \$57,980 | \$36,370 | \$39,800 | \$45,910 | \$69,060 | \$88,270 |
| Employment: | 70 | HOURLY: | \$27.87 | \$17.49 | \$19.14 | \$22.07 | \$33.20 | \$42.44 |
| West ND Nonmetro Area | | ANNUAL: | \$46,720 | \$30,290 | \$38,180 | \$38,640 | \$44,410 | \$69,670 |
| Employment: | 80 | HOURLY: | \$22.46 | \$14.56 | \$18.36 | \$18.58 | \$21.35 | \$33.50 |
| East ND Nonmetro Area | | ANNUAL: | \$43,100 | \$30,620 | \$38,140 | \$40,460 | \$44,040 | \$55,850 |
| Employment: | 60 | HOURLY: | \$20.72 | \$14.72 | \$18.34 | \$19.45 | \$21.17 | \$26.85 |

'N/A' indicates data or information cannot be released due to reliability, availability, or confidentiality restrictions. Since a portion of substate employment is not attributed to a region, substate areas will NOT add up to statewide totals. Rounding and the absence of suppressed data may also affect additivity.

| | | | WAGE ESTIMATES | | | | | |
|--|--|---------|-------------------|--------------------|--------------------|--------------------------------|--------------------|--------------------|
| | | | Average (Mean) | 10th Percentile | 25th Percentile | 50th Percentile (Median) | 75th Percentile | 90th Percentile |
| 11-9032 Education Administrators, Kindergarten through Secondary | | | | | | | | |
| Alternate Job Title(s): Elementary School Principal; High School Principal; Middle School Principal | | | | | | | | |
| Plan, direct, or coordinate the academic, administrative, or auxiliary activities of kindergarten, elementary, or secondary schools. | | | | | | | | |
| North Dakota | | ANNUAL: | \$102,450 | \$73,850 | \$79,270 | \$101,190 | \$127,750 | \$134,670 |
| Employment: 800 | | HOURLY: | N/A | N/A | N/A | N/A | N/A | N/A |
| Region 1 | | ANNUAL: | \$104,630 | \$77,110 | \$81,470 | \$100,350 | \$126,690 | \$132,420 |
| Employment: 60 | | HOURLY: | N/A | N/A | N/A | N/A | N/A | N/A |
| Region 2 | | ANNUAL: | \$104,230 | \$76,010 | \$80,140 | \$103,110 | \$131,330 | \$131,330 |
| Employment: 120 | | HOURLY: | N/A | N/A | N/A | N/A | N/A | N/A |
| Region 3 | | ANNUAL: | \$95,350 | \$75,630 | \$79,580 | \$94,620 | \$102,980 | \$129,870 |
| Employment: 70 | | HOURLY: | N/A | N/A | N/A | N/A | N/A | N/A |
| Region 4 | | ANNUAL: | \$98,260 | \$73,430 | \$77,890 | \$82,900 | \$124,150 | \$131,570 |
| Employment: 60 | | HOURLY: | N/A | N/A | N/A | N/A | N/A | N/A |
| Region 5 | | ANNUAL: | \$109,310 | \$75,830 | \$82,210 | \$104,650 | \$134,670 | \$134,670 |
| Employment: 180 | | HOURLY: | N/A | N/A | N/A | N/A | N/A | N/A |
| Region 6 | | ANNUAL: | \$91,540 | \$60,980 | \$75,980 | \$82,250 | \$121,320 | \$124,790 |
| Employment: 100 | | HOURLY: | N/A | N/A | N/A | N/A | N/A | N/A |
| Region 7 | | ANNUAL: | \$102,840 | \$63,180 | \$77,470 | \$101,190 | \$130,540 | \$134,870 |
| Employment: 150 | | HOURLY: | N/A | N/A | N/A | N/A | N/A | N/A |
| Region 8 | | ANNUAL: | \$106,430 | \$74,710 | \$80,260 | \$100,010 | \$126,180 | \$146,250 |
| Employment: 50 | | HOURLY: | N/A | N/A | N/A | N/A | N/A | N/A |
| Bismarck, ND MetroSA | | ANNUAL: | \$105,670 | \$62,850 | \$76,620 | \$101,790 | \$130,540 | \$143,980 |
| Employment: 110 | | HOURLY: | N/A | N/A | N/A | N/A | N/A | N/A |
| Fargo, ND-MN MetroSA | | ANNUAL: | \$113,850 | \$79,910 | \$102,210 | \$104,640 | \$134,670 | \$134,670 |
| Employment: 160 | | HOURLY: | N/A | N/A | N/A | N/A | N/A | N/A |
| Grand Forks, ND-MN MetroSA | | ANNUAL: | \$92,910 | \$61,180 | \$77,710 | \$86,590 | \$101,190 | \$130,510 |
| Employment: 70 | | HOURLY: | N/A | N/A | N/A | N/A | N/A | N/A |
| West ND Nonmetro Area | | ANNUAL: | \$103,390 | \$75,310 | \$79,750 | \$100,010 | \$127,040 | \$134,380 |
| Employment: 280 | | HOURLY: | N/A | N/A | N/A | N/A | N/A | N/A |
| East ND Nonmetro Area | | ANNUAL: | \$93,900 | \$69,700 | \$78,620 | \$83,290 | \$107,050 | \$130,080 |
| Employment: 260 | | HOURLY: | N/A | N/A | N/A | N/A | N/A | N/A |

'N/A' indicates data or information cannot be released due to reliability, availability, or confidentiality restrictions. Since a portion of substate employment is not attributed to a region, substate areas will NOT add up to statewide totals. Rounding and the absence of suppressed data may also affect additivity.

| | | | WAGE ESTIMATES | | | | | |
|--|-----|----------------|-------------------|--------------------|--------------------|--------------------------------|--------------------|--------------------|
| | | | Average (Mean) | 10th Percentile | 25th Percentile | 50th Percentile (Median) | 75th Percentile | 90th Percentile |
| 11-9033 Education Administrators, Postsecondary | | | | | | | | |
| Alternate Job Title(s): Director of Student Services; Provost; University Dean; University Department Chair | | | | | | | | |
| Plan, direct, or coordinate student instruction, administration, and services, as well as other research and educational activities, at postsecondary institutions, including universities, colleges, and junior and community colleges. | | | | | | | | |
| North Dakota | | ANNUAL: | \$126,710 | \$61,930 | \$79,580 | \$101,440 | \$154,650 | \$227,060 |
| Employment: | 580 | HOURLY: | \$60.92 | \$29.78 | \$38.26 | \$48.77 | \$74.35 | \$109.16 |
| Region 2 | | ANNUAL: | \$95,490 | \$49,620 | \$61,980 | \$80,590 | \$128,950 | \$130,870 |
| Employment: | 30 | HOURLY: | \$45.91 | \$23.86 | \$29.80 | \$38.75 | \$62.00 | \$62.92 |
| Region 3 | | ANNUAL: | \$109,550 | \$62,210 | \$77,160 | \$98,100 | \$128,890 | \$162,240 |
| Employment: | 30 | HOURLY: | \$52.67 | \$29.91 | \$37.10 | \$47.16 | \$61.96 | \$78.00 |
| Region 5 | | ANNUAL: | \$142,590 | \$67,700 | \$100,720 | \$131,880 | \$164,030 | \$208,670 |
| Employment: | 130 | HOURLY: | \$68.55 | \$32.55 | \$48.42 | \$63.40 | \$78.86 | \$100.32 |
| Region 7 | | ANNUAL: | \$113,770 | \$63,020 | \$77,360 | \$100,350 | \$131,600 | \$175,010 |
| Employment: | N/A | HOURLY: | \$54.70 | \$30.30 | \$37.19 | \$48.25 | \$63.27 | \$84.14 |
| Bismarck, ND MetroSA | | ANNUAL: | \$114,150 | \$64,420 | \$77,360 | \$100,350 | \$131,600 | \$175,010 |
| Employment: | N/A | HOURLY: | \$54.88 | \$30.97 | \$37.19 | \$48.25 | \$63.27 | \$84.14 |
| Fargo, ND-MN MetroSA | | ANNUAL: | \$134,390 | \$66,990 | \$79,930 | \$131,880 | \$164,030 | \$208,670 |
| Employment: | 150 | HOURLY: | \$64.61 | \$32.21 | \$38.43 | \$63.40 | \$78.86 | \$100.32 |
| West ND Nonmetro Area | | ANNUAL: | \$89,230 | \$49,620 | \$62,340 | \$80,590 | \$108,720 | \$130,870 |
| Employment: | 50 | HOURLY: | \$42.90 | \$23.86 | \$29.97 | \$38.75 | \$52.27 | \$62.92 |
| East ND Nonmetro Area | | ANNUAL: | \$102,130 | \$48,970 | \$63,730 | \$78,570 | \$128,720 | \$161,430 |
| Employment: | 70 | HOURLY: | \$49.10 | \$23.54 | \$30.64 | \$37.77 | \$61.89 | \$77.61 |

11-9039 Education Administrators, All Other**Alternate Job Title(s):** N/A

All education administrators not listed separately.

| | | | | | | | | |
|-----------------------------------|-----|----------------|----------|----------|----------|----------|-----------|-----------|
| North Dakota | | ANNUAL: | \$77,950 | \$48,490 | \$54,080 | \$76,360 | \$91,310 | \$119,520 |
| Employment: | 180 | HOURLY: | \$37.48 | \$23.31 | \$26.00 | \$36.71 | \$43.90 | \$57.46 |
| Region 5 | | ANNUAL: | \$66,350 | \$48,490 | \$48,490 | \$50,110 | \$83,640 | \$101,490 |
| Employment: | 50 | HOURLY: | \$31.90 | \$23.31 | \$23.31 | \$24.09 | \$40.21 | \$48.79 |
| Region 7 | | ANNUAL: | \$80,390 | \$51,320 | \$66,000 | \$72,950 | \$95,870 | \$119,520 |
| Employment: | 40 | HOURLY: | \$38.65 | \$24.67 | \$31.73 | \$35.07 | \$46.09 | \$57.46 |
| Bismarck, ND MetroSA | | ANNUAL: | \$80,390 | \$51,320 | \$66,000 | \$72,950 | \$95,870 | \$119,520 |
| Employment: | 40 | HOURLY: | \$38.65 | \$24.67 | \$31.73 | \$35.07 | \$46.09 | \$57.46 |
| Fargo, ND-MN MetroSA | | ANNUAL: | \$66,640 | \$48,480 | \$48,490 | \$52,220 | \$81,500 | \$110,470 |
| Employment: | 60 | HOURLY: | \$32.04 | \$23.31 | \$23.31 | \$25.11 | \$39.18 | \$53.11 |
| Grand Forks, ND-MN MetroSA | | ANNUAL: | \$92,200 | \$47,910 | \$72,800 | \$80,280 | \$127,020 | \$137,220 |
| Employment: | 20 | HOURLY: | \$44.33 | \$23.04 | \$35.00 | \$38.60 | \$61.07 | \$65.97 |
| West ND Nonmetro Area | | ANNUAL: | \$91,180 | \$49,360 | \$62,000 | \$94,370 | \$128,080 | \$133,010 |
| Employment: | 10 | HOURLY: | \$43.84 | \$23.73 | \$29.81 | \$45.37 | \$61.58 | \$63.95 |
| East ND Nonmetro Area | | ANNUAL: | \$81,600 | \$60,150 | \$69,140 | \$80,450 | \$89,000 | \$96,220 |
| Employment: | 60 | HOURLY: | \$39.23 | \$28.92 | \$33.24 | \$38.68 | \$42.79 | \$46.26 |

'N/A' indicates data or information cannot be released due to reliability, availability, or confidentiality restrictions. Since a portion of substate employment is not attributed to a region, substate areas will NOT add up to statewide totals. Rounding and the absence of suppressed data may also affect additivity.

| | WAGE ESTIMATES | | | | | |
|--|-------------------|--------------------|--------------------|--------------------------------|--------------------|--------------------|
| | Average (Mean) | 10th Percentile | 25th Percentile | 50th Percentile (Median) | 75th Percentile | 90th Percentile |

11-9041 Architectural and Engineering Managers

Alternate Job Title(s): Engineering Design Manager; Global Engineering Manager; Mechanical Engineering Director

Plan, direct, or coordinate activities in such fields as architecture and engineering or research and development in these fields. Excludes Natural Sciences Managers (11-9121).

| | | | | | | | |
|-----------------------------------|----------------|-----------|-----------|-----------|-----------|-----------|-----------|
| North Dakota | ANNUAL: | \$139,330 | \$97,420 | \$104,440 | \$129,670 | \$161,900 | \$202,150 |
| Employment: 270 | HOURLY: | \$66.99 | \$46.84 | \$50.21 | \$62.34 | \$77.84 | \$97.19 |
| Region 1 | ANNUAL: | \$145,800 | \$99,000 | \$102,750 | \$130,000 | \$163,800 | \$231,940 |
| Employment: 10 | HOURLY: | \$70.10 | \$47.60 | \$49.40 | \$62.50 | \$78.75 | \$111.51 |
| Region 4 | ANNUAL: | \$138,740 | \$100,750 | \$106,470 | \$133,390 | \$150,190 | \$190,980 |
| Employment: 30 | HOURLY: | \$66.70 | \$48.44 | \$51.19 | \$64.13 | \$72.21 | \$91.82 |
| Region 5 | ANNUAL: | \$140,730 | \$99,200 | \$110,640 | \$130,190 | \$161,960 | \$192,480 |
| Employment: 90 | HOURLY: | \$67.66 | \$47.69 | \$53.19 | \$62.59 | \$77.87 | \$92.54 |
| Region 6 | ANNUAL: | \$135,120 | \$97,420 | \$101,790 | \$128,300 | \$133,760 | \$210,150 |
| Employment: 20 | HOURLY: | \$64.96 | \$46.84 | \$48.94 | \$61.68 | \$64.31 | \$101.03 |
| Region 7 | ANNUAL: | \$137,500 | \$91,000 | \$100,740 | \$127,880 | \$153,050 | \$213,170 |
| Employment: 100 | HOURLY: | \$66.11 | \$43.75 | \$48.43 | \$61.48 | \$73.58 | \$102.48 |
| Bismarck, ND MetroSA | ANNUAL: | \$136,210 | \$91,000 | \$100,740 | \$127,570 | \$147,030 | \$213,170 |
| Employment: 90 | HOURLY: | \$65.48 | \$43.75 | \$48.44 | \$61.33 | \$70.69 | \$102.48 |
| Fargo, ND-MN MetroSA | ANNUAL: | \$143,140 | \$99,470 | \$110,640 | \$133,150 | \$164,220 | \$197,860 |
| Employment: 90 | HOURLY: | \$68.82 | \$47.82 | \$53.19 | \$64.02 | \$78.95 | \$95.13 |
| Grand Forks, ND-MN MetroSA | ANNUAL: | \$139,630 | \$100,110 | \$107,960 | \$133,390 | \$150,190 | \$190,980 |
| Employment: 30 | HOURLY: | \$67.13 | \$48.13 | \$51.90 | \$64.13 | \$72.21 | \$91.82 |
| West ND Nonmetro Area | ANNUAL: | \$149,100 | \$99,000 | \$107,660 | \$130,000 | \$174,660 | \$236,860 |
| Employment: 30 | HOURLY: | \$71.68 | \$47.60 | \$51.76 | \$62.50 | \$83.97 | \$113.88 |
| East ND Nonmetro Area | ANNUAL: | \$124,970 | \$97,400 | \$97,740 | \$123,050 | \$133,760 | \$168,440 |
| Employment: 40 | HOURLY: | \$60.08 | \$46.83 | \$46.99 | \$59.16 | \$64.31 | \$80.98 |

'N/A' indicates data or information cannot be released due to reliability, availability, or confidentiality restrictions. Since a portion of substate employment is not attributed to a region, substate areas will NOT add up to statewide totals. Rounding and the absence of suppressed data may also affect additivity.

| | | | WAGE ESTIMATES | | | | | |
|--|-----|---------|-------------------|--------------------|--------------------|--------------------------------|--------------------|--------------------|
| | | | Average (Mean) | 10th Percentile | 25th Percentile | 50th Percentile (Median) | 75th Percentile | 90th Percentile |
| 11-9051 Food Service Managers | | | | | | | | |
| Alternate Job Title(s): Banquet Director; Food Service Director; Tavern Operator | | | | | | | | |
| Plan, direct, or coordinate activities of an organization or department that serves food and beverages. Excludes Chefs and Head Cooks (35-1011). | | | | | | | | |
| North Dakota | | ANNUAL: | \$62,760 | \$43,680 | \$47,100 | \$58,910 | \$72,860 | \$92,610 |
| Employment: | 680 | HOURLY: | \$30.17 | \$21.00 | \$22.64 | \$28.32 | \$35.03 | \$44.53 |
| Region 1 | | ANNUAL: | \$61,360 | \$45,710 | \$47,810 | \$59,470 | \$61,880 | \$81,740 |
| Employment: | 40 | HOURLY: | \$29.50 | \$21.97 | \$22.98 | \$28.59 | \$29.75 | \$39.30 |
| Region 2 | | ANNUAL: | \$62,880 | \$45,710 | \$47,810 | \$60,470 | \$68,000 | \$91,590 |
| Employment: | 90 | HOURLY: | \$30.23 | \$21.97 | \$22.98 | \$29.07 | \$32.69 | \$44.03 |
| Region 3 | | ANNUAL: | \$65,490 | \$38,670 | \$48,290 | \$61,300 | \$77,380 | \$92,620 |
| Employment: | 30 | HOURLY: | \$31.48 | \$18.59 | \$23.22 | \$29.47 | \$37.20 | \$44.53 |
| Region 4 | | ANNUAL: | \$62,980 | \$43,680 | \$47,120 | \$57,400 | \$73,070 | \$92,070 |
| Employment: | 80 | HOURLY: | \$30.28 | \$21.00 | \$22.66 | \$27.59 | \$35.13 | \$44.26 |
| Region 5 | | ANNUAL: | \$64,140 | \$43,640 | \$47,080 | \$59,410 | \$72,950 | \$93,810 |
| Employment: | 200 | HOURLY: | \$30.84 | \$20.98 | \$22.64 | \$28.56 | \$35.07 | \$45.10 |
| Region 6 | | ANNUAL: | \$60,710 | \$38,330 | \$46,080 | \$55,870 | \$74,230 | \$91,510 |
| Employment: | 40 | HOURLY: | \$29.19 | \$18.43 | \$22.16 | \$26.86 | \$35.69 | \$44.00 |
| Region 7 | | ANNUAL: | \$61,020 | \$43,870 | \$46,130 | \$57,390 | \$66,940 | \$90,470 |
| Employment: | 160 | HOURLY: | \$29.34 | \$21.09 | \$22.18 | \$27.59 | \$32.18 | \$43.49 |
| Region 8 | | ANNUAL: | \$63,830 | \$39,600 | \$47,730 | \$60,470 | \$75,680 | \$94,500 |
| Employment: | 40 | HOURLY: | \$30.69 | \$19.04 | \$22.95 | \$29.07 | \$36.39 | \$45.43 |
| Bismarck, ND MetroSA | | ANNUAL: | \$61,260 | \$43,870 | \$46,450 | \$57,820 | \$70,400 | \$90,890 |
| Employment: | 140 | HOURLY: | \$29.45 | \$21.09 | \$22.33 | \$27.80 | \$33.85 | \$43.70 |
| Fargo, ND-MN MetroSA | | ANNUAL: | \$63,820 | \$42,300 | \$47,080 | \$59,410 | \$72,950 | \$93,810 |
| Employment: | 190 | HOURLY: | \$30.69 | \$20.34 | \$22.64 | \$28.56 | \$35.07 | \$45.10 |
| Grand Forks, ND-MN MetroSA | | ANNUAL: | \$63,380 | \$44,330 | \$47,530 | \$57,900 | \$72,700 | \$92,070 |
| Employment: | 80 | HOURLY: | \$30.47 | \$21.31 | \$22.85 | \$27.84 | \$34.95 | \$44.26 |
| West ND Nonmetro Area | | ANNUAL: | \$62,400 | \$45,380 | \$47,770 | \$60,170 | \$66,120 | \$91,560 |
| Employment: | 180 | HOURLY: | \$30.00 | \$21.82 | \$22.97 | \$28.93 | \$31.79 | \$44.02 |
| East ND Nonmetro Area | | ANNUAL: | \$62,670 | \$38,650 | \$46,170 | \$58,770 | \$74,270 | \$92,620 |
| Employment: | 90 | HOURLY: | \$30.13 | \$18.58 | \$22.20 | \$28.26 | \$35.71 | \$44.53 |

11-9072 Entertainment and Recreation Managers, Except Gambling**Alternate Job Title(s):** Amusement Park Manager; Fitness Club Manager; Marina Club Manager; Skating Rink Manager; Ski Resort Manager

Plan, direct, or coordinate entertainment and recreational activities and operations of a recreational facility, including cruise ships and parks.

| | | | | | | | | |
|---------------------|----|---------|----------|----------|----------|----------|-----------|-----------|
| North Dakota | | ANNUAL: | \$88,730 | \$63,810 | \$74,670 | \$78,700 | \$111,460 | \$117,410 |
| Employment: | 20 | HOURLY: | \$42.66 | \$30.68 | \$35.90 | \$37.84 | \$53.59 | \$56.45 |

'N/A' indicates data or information cannot be released due to reliability, availability, or confidentiality restrictions. Since a portion of substate employment is not attributed to a region, substate areas will NOT add up to statewide totals. Rounding and the absence of suppressed data may also affect additivity.

| | WAGE ESTIMATES | | | | | |
|--|-------------------|--------------------|--------------------|--------------------------------|--------------------|--------------------|
| | Average (Mean) | 10th Percentile | 25th Percentile | 50th Percentile (Median) | 75th Percentile | 90th Percentile |

11-9081 Lodging Managers

Alternate Job Title(s): Bed and Breakfast Innkeeper; Hotel Manager; Innkeeper

Plan, direct, or coordinate activities of an organization or department that provides lodging and other accommodations. Excludes Food Service Managers (11-9051) in lodging establishments.

| | | | | | | | | |
|------------------------------|-----|----------------|----------|----------|----------|----------|----------|-----------|
| North Dakota | | ANNUAL: | \$65,050 | \$41,780 | \$48,870 | \$58,290 | \$77,200 | \$84,050 |
| Employment: | 190 | HOURLY: | \$31.28 | \$20.09 | \$23.50 | \$28.02 | \$37.12 | \$40.41 |
| Region 1 | | ANNUAL: | \$63,860 | \$34,740 | \$48,140 | \$59,390 | \$77,070 | \$96,020 |
| Employment: | 20 | HOURLY: | \$30.70 | \$16.70 | \$23.15 | \$28.55 | \$37.05 | \$46.16 |
| Region 3 | | ANNUAL: | \$76,170 | \$48,140 | \$55,980 | \$73,650 | \$84,630 | \$130,460 |
| Employment: | 10 | HOURLY: | \$36.62 | \$23.15 | \$26.91 | \$35.41 | \$40.69 | \$62.72 |
| Region 6 | | ANNUAL: | \$60,830 | \$46,410 | \$49,990 | \$55,980 | \$78,250 | \$80,000 |
| Employment: | 10 | HOURLY: | \$29.24 | \$22.31 | \$24.04 | \$26.91 | \$37.62 | \$38.46 |
| West ND Nonmetro Area | | ANNUAL: | \$64,810 | \$34,740 | \$48,140 | \$61,310 | \$77,530 | \$96,020 |
| Employment: | 60 | HOURLY: | \$31.16 | \$16.70 | \$23.15 | \$29.48 | \$37.28 | \$46.16 |
| East ND Nonmetro Area | | ANNUAL: | \$66,010 | \$46,410 | \$49,990 | \$56,900 | \$78,280 | \$88,900 |
| Employment: | 30 | HOURLY: | \$31.74 | \$22.31 | \$24.03 | \$27.36 | \$37.64 | \$42.74 |

'N/A' indicates data or information cannot be released due to reliability, availability, or confidentiality restrictions. Since a portion of substate employment is not attributed to a region, substate areas will NOT add up to statewide totals. Rounding and the absence of suppressed data may also affect additivity.

| | | WAGE ESTIMATES | | | | | |
|---|--|-------------------|--------------------|--------------------|--------------------------------|--------------------|--------------------|
| | | Average (Mean) | 10th Percentile | 25th Percentile | 50th Percentile (Median) | 75th Percentile | 90th Percentile |
| 11-9111 Medical and Health Services Managers | | | | | | | |
| Alternate Job Title(s): Chief Medical Information Officer; Clinic Director; Clinical Informatics Director; Health Information Services Manager; Hospital Administrator; Medical Records Administrator; Mental Health Program Manager | | | | | | | |
| Plan, direct, or coordinate medical and health services in hospitals, clinics, managed care organizations, public health agencies, or similar organizations. | | | | | | | |
| North Dakota | | ANNUAL: | \$129,920 | \$74,490 | \$85,400 | \$106,210 | \$216,530 |
| Employment: 590 | | HOURLY: | \$62.46 | \$35.81 | \$41.06 | \$51.06 | \$104.10 |
| Region 1 | | ANNUAL: | \$147,700 | \$73,960 | \$85,400 | \$104,550 | N/A |
| Employment: 30 | | HOURLY: | \$71.01 | \$35.56 | \$41.06 | \$50.26 | N/A |
| Region 2 | | ANNUAL: | \$141,530 | \$74,480 | \$85,080 | \$108,000 | N/A |
| Employment: 50 | | HOURLY: | \$68.04 | \$35.81 | \$40.91 | \$51.92 | N/A |
| Region 3 | | ANNUAL: | \$125,200 | \$74,490 | \$89,940 | \$107,810 | \$207,980 |
| Employment: 40 | | HOURLY: | \$60.19 | \$35.81 | \$43.24 | \$51.83 | \$99.99 |
| Region 4 | | ANNUAL: | \$147,010 | \$76,070 | \$96,600 | \$121,090 | N/A |
| Employment: 60 | | HOURLY: | \$70.68 | \$36.57 | \$46.44 | \$58.22 | N/A |
| Region 5 | | ANNUAL: | \$135,770 | \$76,280 | \$92,580 | \$119,250 | N/A |
| Employment: 210 | | HOURLY: | \$65.27 | \$36.67 | \$44.51 | \$57.33 | N/A |
| Region 6 | | ANNUAL: | \$110,870 | \$70,410 | \$75,100 | \$99,500 | \$170,610 |
| Employment: 40 | | HOURLY: | \$53.30 | \$33.85 | \$36.11 | \$47.84 | \$82.03 |
| Region 7 | | ANNUAL: | \$113,940 | \$72,560 | \$86,270 | \$100,650 | \$168,350 |
| Employment: 130 | | HOURLY: | \$54.78 | \$34.88 | \$41.48 | \$48.39 | \$80.94 |
| Region 8 | | ANNUAL: | \$114,680 | \$74,500 | \$84,060 | \$98,700 | \$170,620 |
| Employment: 30 | | HOURLY: | \$55.13 | \$35.82 | \$40.41 | \$47.45 | \$82.03 |
| Bismarck, ND MetroSA | | ANNUAL: | \$114,330 | \$72,550 | \$86,270 | \$99,420 | \$168,770 |
| Employment: 120 | | HOURLY: | \$54.97 | \$34.88 | \$41.48 | \$47.80 | \$81.14 |
| Fargo, ND-MN MetroSA | | ANNUAL: | \$137,980 | \$74,870 | \$83,140 | \$106,090 | \$210,520 |
| Employment: 260 | | HOURLY: | \$66.34 | \$35.99 | \$39.97 | \$51.01 | \$101.21 |
| Grand Forks, ND-MN MetroSA | | ANNUAL: | \$118,960 | \$73,050 | \$77,840 | \$99,010 | \$178,500 |
| Employment: 100 | | HOURLY: | \$57.19 | \$35.12 | \$37.42 | \$47.60 | \$85.82 |
| West ND Nonmetro Area | | ANNUAL: | \$132,950 | \$74,480 | \$84,060 | \$104,520 | N/A |
| Employment: 130 | | HOURLY: | \$63.92 | \$35.81 | \$40.41 | \$50.25 | N/A |
| East ND Nonmetro Area | | ANNUAL: | \$121,110 | \$72,380 | \$79,040 | \$105,160 | \$188,640 |
| Employment: 90 | | HOURLY: | \$58.23 | \$34.80 | \$38.00 | \$50.56 | \$90.69 |

'N/A' indicates data or information cannot be released due to reliability, availability, or confidentiality restrictions. Since a portion of substate employment is not attributed to a region, substate areas will NOT add up to statewide totals. Rounding and the absence of suppressed data may also affect additivity.

| | | | WAGE ESTIMATES | | | | | |
|---|----|----------------|-------------------|--------------------|--------------------|--------------------------------|--------------------|--------------------|
| | | | Average (Mean) | 10th Percentile | 25th Percentile | 50th Percentile (Median) | 75th Percentile | 90th Percentile |
| 11-9121 Natural Sciences Managers | | | | | | | | |
| Alternate Job Title(s): Agricultural Research Director; Geophysical Manager; Ocean Program Administrator | | | | | | | | |
| Plan, direct, or coordinate activities in such fields as life sciences, physical sciences, mathematics, statistics, and research and development in these fields. Excludes Computer and Information Systems Managers (11-3021) and Architecture and Engineering Managers (11-9041). | | | | | | | | |
| North Dakota | | ANNUAL: | \$130,630 | \$94,370 | \$103,790 | \$122,660 | \$148,660 | \$187,200 |
| Employment: | 90 | HOURLY: | \$62.81 | \$45.37 | \$49.90 | \$58.97 | \$71.47 | \$90.00 |
| Region 5 | | ANNUAL: | \$156,350 | \$91,010 | \$104,580 | \$164,160 | \$187,200 | \$187,230 |
| Employment: | 30 | HOURLY: | \$75.17 | \$43.75 | \$50.28 | \$78.92 | \$90.00 | \$90.02 |
| Region 7 | | ANNUAL: | \$119,910 | \$92,580 | \$103,170 | \$116,380 | \$127,710 | \$151,170 |
| Employment: | 40 | HOURLY: | \$57.65 | \$44.51 | \$49.60 | \$55.95 | \$61.40 | \$72.68 |
| Bismarck, ND MetroSA | | ANNUAL: | \$119,040 | \$87,300 | \$101,910 | \$116,380 | \$128,910 | \$151,170 |
| Employment: | 40 | HOURLY: | \$57.23 | \$41.97 | \$49.00 | \$55.95 | \$61.98 | \$72.68 |
| Fargo, ND-MN MetroSA | | ANNUAL: | \$154,660 | \$90,240 | \$122,660 | \$164,160 | \$187,200 | \$187,230 |
| Employment: | 30 | HOURLY: | \$74.36 | \$43.39 | \$58.97 | \$78.92 | \$90.00 | \$90.02 |
| West ND Nonmetro Area | | ANNUAL: | \$119,130 | \$95,220 | \$97,510 | \$111,470 | \$126,380 | \$170,520 |
| Employment: | 20 | HOURLY: | \$57.27 | \$45.78 | \$46.88 | \$53.59 | \$60.76 | \$81.98 |
| East ND Nonmetro Area | | ANNUAL: | \$120,340 | \$97,880 | \$113,240 | \$119,520 | \$130,100 | \$137,530 |
| Employment: | 10 | HOURLY: | \$57.86 | \$47.06 | \$54.44 | \$57.46 | \$62.55 | \$66.12 |

11-9131 Postmasters and Mail Superintendents**Alternate Job Title(s):** Postal Supervisor; Postmaster

Plan, direct, or coordinate operational, administrative, management, and support services of a U.S. post office; or coordinate activities of workers engaged in postal and related work in assigned post office.

| | | | | | | | | |
|------------------------------|----|----------------|----------|----------|----------|----------|----------|----------|
| North Dakota | | ANNUAL: | \$75,790 | \$48,110 | \$74,900 | \$77,710 | \$84,490 | \$91,250 |
| Employment: | 90 | HOURLY: | \$36.44 | \$23.13 | \$36.01 | \$37.36 | \$40.62 | \$43.87 |
| Region 2 | | ANNUAL: | \$71,710 | \$53,790 | \$64,690 | \$75,250 | \$78,790 | \$82,910 |
| Employment: | 10 | HOURLY: | \$34.47 | \$25.86 | \$31.10 | \$36.18 | \$37.88 | \$39.86 |
| Region 4 | | ANNUAL: | \$78,250 | \$53,520 | \$75,190 | \$79,020 | \$91,250 | \$95,060 |
| Employment: | 10 | HOURLY: | \$37.62 | \$25.73 | \$36.15 | \$37.99 | \$43.87 | \$45.70 |
| Region 5 | | ANNUAL: | \$86,980 | \$75,250 | \$77,710 | \$82,600 | \$91,250 | \$92,890 |
| Employment: | 10 | HOURLY: | \$41.82 | \$36.18 | \$37.36 | \$39.71 | \$43.87 | \$44.66 |
| Region 6 | | ANNUAL: | \$75,790 | \$52,230 | \$75,250 | \$76,000 | \$78,600 | \$92,890 |
| Employment: | 10 | HOURLY: | \$36.44 | \$25.11 | \$36.18 | \$36.54 | \$37.79 | \$44.66 |
| Region 7 | | ANNUAL: | \$73,550 | \$41,730 | \$62,340 | \$77,810 | \$84,490 | \$91,250 |
| Employment: | 20 | HOURLY: | \$35.36 | \$20.06 | \$29.97 | \$37.41 | \$40.62 | \$43.87 |
| West ND Nonmetro Area | | ANNUAL: | \$72,820 | \$47,400 | \$67,290 | \$75,580 | \$82,450 | \$87,090 |
| Employment: | 40 | HOURLY: | \$35.01 | \$22.79 | \$32.35 | \$36.34 | \$39.64 | \$41.87 |
| East ND Nonmetro Area | | ANNUAL: | \$74,950 | \$52,230 | \$75,190 | \$77,480 | \$80,830 | \$91,250 |
| Employment: | 40 | HOURLY: | \$36.04 | \$25.11 | \$36.15 | \$37.25 | \$38.86 | \$43.87 |

'N/A' indicates data or information cannot be released due to reliability, availability, or confidentiality restrictions. Since a portion of substate employment is not attributed to a region, substate areas will NOT add up to statewide totals. Rounding and the absence of suppressed data may also affect additivity.

| | | | WAGE ESTIMATES | | | | | |
|--|-----|---------|-------------------|--------------------|--------------------|--------------------------------|--------------------|--------------------|
| | | | Average (Mean) | 10th Percentile | 25th Percentile | 50th Percentile (Median) | 75th Percentile | 90th Percentile |
| 11-9141 Property, Real Estate, and Community Association Managers | | | | | | | | |
| Alternate Job Title(s): Apartment Manager; Building Rental Manager; Leasing Property Manager | | | | | | | | |
| Plan, direct, or coordinate the selling, buying, leasing, or governance activities of commercial, industrial, or residential real estate properties. Includes managers of homeowner and condominium associations, rented or leased housing units, buildings, or land (including rights-of-way). | | | | | | | | |
| North Dakota | | ANNUAL: | \$55,910 | \$29,340 | \$35,080 | \$47,720 | \$61,880 | \$93,410 |
| Employment: | 750 | HOURLY: | \$26.88 | \$14.10 | \$16.86 | \$22.94 | \$29.75 | \$44.91 |
| Region 1 | | ANNUAL: | \$50,440 | \$23,510 | \$35,020 | \$46,070 | \$59,690 | \$76,970 |
| Employment: | 90 | HOURLY: | \$24.25 | \$11.30 | \$16.84 | \$22.15 | \$28.70 | \$37.00 |
| Region 2 | | ANNUAL: | \$47,660 | \$21,030 | \$31,560 | \$45,760 | \$59,120 | \$74,260 |
| Employment: | 80 | HOURLY: | \$22.91 | \$10.11 | \$15.17 | \$22.00 | \$28.42 | \$35.70 |
| Region 3 | | ANNUAL: | \$54,060 | \$24,670 | \$35,800 | \$48,530 | \$62,830 | \$97,280 |
| Employment: | 20 | HOURLY: | \$25.99 | \$11.86 | \$17.21 | \$23.33 | \$30.21 | \$46.77 |
| Region 4 | | ANNUAL: | \$61,350 | \$28,940 | \$37,080 | \$49,530 | \$70,770 | \$100,960 |
| Employment: | 90 | HOURLY: | \$29.50 | \$13.91 | \$17.83 | \$23.81 | \$34.02 | \$48.54 |
| Region 5 | | ANNUAL: | \$56,280 | \$29,450 | \$35,100 | \$48,710 | \$61,970 | \$81,490 |
| Employment: | 310 | HOURLY: | \$27.06 | \$14.16 | \$16.88 | \$23.42 | \$29.79 | \$39.18 |
| Region 6 | | ANNUAL: | \$57,070 | \$23,510 | \$35,020 | \$45,760 | \$60,060 | \$110,280 |
| Employment: | 30 | HOURLY: | \$27.43 | \$11.30 | \$16.84 | \$22.00 | \$28.87 | \$53.02 |
| Region 7 | | ANNUAL: | \$64,610 | \$29,970 | \$37,150 | \$50,060 | \$75,050 | \$106,940 |
| Employment: | 100 | HOURLY: | \$31.06 | \$14.41 | \$17.86 | \$24.07 | \$36.08 | \$51.41 |
| Region 8 | | ANNUAL: | \$46,610 | \$21,030 | \$33,200 | \$45,760 | \$58,670 | \$61,340 |
| Employment: | 30 | HOURLY: | \$22.41 | \$10.11 | \$15.96 | \$22.00 | \$28.21 | \$29.49 |
| Bismarck, ND MetroSA | | ANNUAL: | \$67,520 | \$29,970 | \$38,580 | \$55,610 | \$76,830 | \$109,390 |
| Employment: | 90 | HOURLY: | \$32.46 | \$14.41 | \$18.55 | \$26.73 | \$36.94 | \$52.59 |
| Fargo, ND-MN MetroSA | | ANNUAL: | \$56,980 | \$29,450 | \$36,420 | \$48,710 | \$61,970 | \$86,420 |
| Employment: | 320 | HOURLY: | \$27.40 | \$14.16 | \$17.51 | \$23.42 | \$29.79 | \$41.55 |
| Grand Forks, ND-MN MetroSA | | ANNUAL: | \$60,230 | \$28,940 | \$37,100 | \$49,520 | \$68,520 | \$97,900 |
| Employment: | 90 | HOURLY: | \$28.96 | \$13.91 | \$17.84 | \$23.81 | \$32.94 | \$47.07 |
| West ND Nonmetro Area | | ANNUAL: | \$48,460 | \$22,870 | \$33,420 | \$45,760 | \$59,470 | \$74,260 |
| Employment: | 220 | HOURLY: | \$23.30 | \$11.00 | \$16.07 | \$22.00 | \$28.59 | \$35.70 |
| East ND Nonmetro Area | | ANNUAL: | \$55,960 | \$24,670 | \$35,860 | \$45,760 | \$62,830 | \$104,000 |
| Employment: | 60 | HOURLY: | \$26.91 | \$11.86 | \$17.24 | \$22.00 | \$30.21 | \$50.00 |

'N/A' indicates data or information cannot be released due to reliability, availability, or confidentiality restrictions. Since a portion of substate employment is not attributed to a region, substate areas will NOT add up to statewide totals. Rounding and the absence of suppressed data may also affect additivity.

| | | | WAGE ESTIMATES | | | | | |
|---|-----|---------|-------------------|--------------------|--------------------|--------------------------------|--------------------|--------------------|
| | | | Average (Mean) | 10th Percentile | 25th Percentile | 50th Percentile (Median) | 75th Percentile | 90th Percentile |
| 11-9151 Social and Community Service Managers | | | | | | | | |
| Alternate Job Title(s): Child Welfare Director; Family Service Center Director; Youth Program Director | | | | | | | | |
| Plan, direct, or coordinate the activities of a social service program or community outreach organization. Oversee the program or organization's budget and policies regarding participant involvement, program requirements, and benefits. Work may involve directing social workers, counselors, or probation officers. | | | | | | | | |
| North Dakota | | ANNUAL: | \$76,330 | \$49,170 | \$62,280 | \$74,940 | \$88,710 | \$104,160 |
| Employment: | 410 | HOURLY: | \$36.70 | \$23.64 | \$29.94 | \$36.03 | \$42.65 | \$50.08 |
| Region 1 | | ANNUAL: | \$85,990 | \$60,560 | \$71,160 | \$79,250 | \$106,360 | \$124,510 |
| Employment: | 20 | HOURLY: | \$41.34 | \$29.11 | \$34.21 | \$38.10 | \$51.14 | \$59.86 |
| Region 2 | | ANNUAL: | \$69,760 | \$45,430 | \$54,830 | \$68,680 | \$80,640 | \$99,830 |
| Employment: | 20 | HOURLY: | \$33.54 | \$21.84 | \$26.36 | \$33.02 | \$38.77 | \$48.00 |
| Region 3 | | ANNUAL: | \$64,220 | \$45,430 | \$48,240 | \$63,420 | \$73,990 | \$77,960 |
| Employment: | 20 | HOURLY: | \$30.88 | \$21.84 | \$23.19 | \$30.49 | \$35.57 | \$37.48 |
| Region 4 | | ANNUAL: | \$74,240 | \$52,500 | \$61,570 | \$73,990 | \$80,770 | \$97,530 |
| Employment: | 20 | HOURLY: | \$35.69 | \$25.24 | \$29.60 | \$35.57 | \$38.83 | \$46.89 |
| Region 5 | | ANNUAL: | \$77,470 | \$44,880 | \$62,200 | \$79,460 | \$90,030 | \$107,580 |
| Employment: | 90 | HOURLY: | \$37.24 | \$21.58 | \$29.90 | \$38.20 | \$43.28 | \$51.72 |
| Region 6 | | ANNUAL: | \$70,370 | \$52,220 | \$55,020 | \$68,040 | \$81,710 | \$102,210 |
| Employment: | 20 | HOURLY: | \$33.83 | \$25.11 | \$26.45 | \$32.71 | \$39.28 | \$49.14 |
| Region 7 | | ANNUAL: | \$77,020 | \$49,790 | \$62,450 | \$75,360 | \$87,360 | \$102,810 |
| Employment: | 220 | HOURLY: | \$37.03 | \$23.94 | \$30.02 | \$36.23 | \$42.00 | \$49.43 |
| Region 8 | | ANNUAL: | \$80,800 | \$57,040 | \$77,230 | \$85,150 | \$91,440 | \$94,740 |
| Employment: | 10 | HOURLY: | \$38.84 | \$27.42 | \$37.13 | \$40.94 | \$43.96 | \$45.55 |
| Bismarck, ND MetroSA | | ANNUAL: | \$77,000 | \$49,790 | \$62,450 | \$75,360 | \$87,510 | \$102,810 |
| Employment: | 220 | HOURLY: | \$37.02 | \$23.94 | \$30.02 | \$36.23 | \$42.07 | \$49.43 |
| Fargo, ND-MN MetroSA | | ANNUAL: | \$78,770 | \$49,680 | \$63,340 | \$77,700 | \$94,370 | \$107,580 |
| Employment: | 150 | HOURLY: | \$37.87 | \$23.88 | \$30.45 | \$37.36 | \$45.37 | \$51.72 |
| Grand Forks, ND-MN MetroSA | | ANNUAL: | \$78,760 | \$61,570 | \$65,210 | \$79,210 | \$86,020 | \$97,420 |
| Employment: | 50 | HOURLY: | \$37.87 | \$29.60 | \$31.35 | \$38.08 | \$41.35 | \$46.84 |
| West ND Nonmetro Area | | ANNUAL: | \$78,760 | \$52,440 | \$62,250 | \$77,530 | \$91,440 | \$109,890 |
| Employment: | 50 | HOURLY: | \$37.86 | \$25.21 | \$29.93 | \$37.28 | \$43.96 | \$52.83 |
| East ND Nonmetro Area | | ANNUAL: | \$67,240 | \$48,240 | \$55,020 | \$68,040 | \$74,850 | \$81,710 |
| Employment: | 50 | HOURLY: | \$32.33 | \$23.19 | \$26.45 | \$32.71 | \$35.98 | \$39.28 |

'N/A' indicates data or information cannot be released due to reliability, availability, or confidentiality restrictions. Since a portion of substate employment is not attributed to a region, substate areas will NOT add up to statewide totals. Rounding and the absence of suppressed data may also affect additivity.

| | WAGE ESTIMATES | | | | | |
|--|-------------------|--------------------|--------------------|--------------------------------|--------------------|--------------------|
| | Average (Mean) | 10th Percentile | 25th Percentile | 50th Percentile (Median) | 75th Percentile | 90th Percentile |

11-9161 Emergency Management Directors

Alternate Job Title(s): Disaster Response Director; Emergency Preparedness Coordinator; Public Safety Director

Plan and direct disaster response or crisis management activities, provide disaster preparedness training, and prepare emergency plans and procedures for natural (e.g., hurricanes, floods, earthquakes), wartime, or technological (e.g., nuclear power plant emergencies or hazardous materials spills) disasters or hostage situations.

| | | | | | | | | |
|------------------------------|--|----------------|----------|----------|----------|----------|----------|-----------|
| North Dakota | | ANNUAL: | \$75,190 | \$49,850 | \$59,390 | \$77,270 | \$85,050 | \$100,900 |
| Employment: 60 | | HOURLY: | \$36.15 | \$23.97 | \$28.55 | \$37.15 | \$40.89 | \$48.51 |
| Region 4 | | ANNUAL: | \$84,450 | \$61,260 | \$72,650 | \$81,770 | \$93,180 | \$119,300 |
| Employment: 10 | | HOURLY: | \$40.60 | \$29.45 | \$34.93 | \$39.31 | \$44.80 | \$57.35 |
| West ND Nonmetro Area | | ANNUAL: | \$70,570 | \$49,830 | \$49,900 | \$62,960 | \$85,050 | \$101,310 |
| Employment: 20 | | HOURLY: | \$33.93 | \$23.96 | \$23.99 | \$30.27 | \$40.89 | \$48.71 |
| East ND Nonmetro Area | | ANNUAL: | \$69,470 | \$49,660 | \$59,390 | \$62,750 | \$81,770 | \$94,380 |
| Employment: 20 | | HOURLY: | \$33.40 | \$23.87 | \$28.55 | \$30.17 | \$39.31 | \$45.37 |

11-9171 Funeral Home Managers

Alternate Job Title(s): Funeral Home Director

Plan, direct, or coordinate the services or resources of funeral homes. Includes activities such as determining prices for services or merchandise and managing the facilities of funeral homes. Excludes Morticians, Undertakers, and Funeral Arrangers (39-4031).

| | | | | | | | | |
|------------------------------|--|----------------|----------|----------|----------|----------|----------|----------|
| North Dakota | | ANNUAL: | \$61,360 | \$49,830 | \$50,560 | \$52,600 | \$67,400 | \$80,700 |
| Employment: 30 | | HOURLY: | \$29.50 | \$23.96 | \$24.31 | \$25.29 | \$32.40 | \$38.80 |
| West ND Nonmetro Area | | ANNUAL: | \$61,480 | \$48,040 | \$49,970 | \$64,840 | \$67,400 | \$80,700 |
| Employment: 20 | | HOURLY: | \$29.56 | \$23.10 | \$24.02 | \$31.17 | \$32.40 | \$38.80 |

'N/A' indicates data or information cannot be released due to reliability, availability, or confidentiality restrictions. Since a portion of substate employment is not attributed to a region, substate areas will NOT add up to statewide totals. Rounding and the absence of suppressed data may also affect additivity.

| | | WAGE ESTIMATES | | | | | |
|--|-------------------|-------------------|--------------------|--------------------|--------------------------------|--------------------|--------------------|
| | | Average (Mean) | 10th Percentile | 25th Percentile | 50th Percentile (Median) | 75th Percentile | 90th Percentile |
| 11-9199 Managers, All Other | | | | | | | |
| Alternate Job Title(s): Clerk of Court; Social Science Manager; Utilities Manager | | | | | | | |
| All managers not listed separately. | | | | | | | |
| North Dakota | Employment: 1,310 | ANNUAL: | \$112,360 | \$63,280 | \$82,900 | \$103,790 | \$131,160 |
| | | HOURLY: | \$54.02 | \$30.42 | \$39.86 | \$49.90 | \$63.06 |
| Region 1 | Employment: 100 | ANNUAL: | \$110,170 | \$64,420 | \$80,730 | \$103,790 | \$132,190 |
| | | HOURLY: | \$52.97 | \$30.97 | \$38.81 | \$49.90 | \$63.55 |
| Region 2 | Employment: 100 | ANNUAL: | \$105,020 | \$58,070 | \$81,570 | \$105,880 | \$128,590 |
| | | HOURLY: | \$50.49 | \$27.92 | \$39.21 | \$50.90 | \$61.82 |
| Region 3 | Employment: 40 | ANNUAL: | \$93,850 | \$57,430 | \$73,890 | \$91,750 | \$110,090 |
| | | HOURLY: | \$45.12 | \$27.61 | \$35.53 | \$44.11 | \$52.93 |
| Region 4 | Employment: 140 | ANNUAL: | \$112,230 | \$69,480 | \$93,100 | \$106,980 | \$124,930 |
| | | HOURLY: | \$53.95 | \$33.40 | \$44.76 | \$51.43 | \$60.06 |
| Region 5 | Employment: 430 | ANNUAL: | \$116,670 | \$67,030 | \$84,830 | \$104,320 | \$131,660 |
| | | HOURLY: | \$56.09 | \$32.22 | \$40.78 | \$50.15 | \$63.30 |
| Region 6 | Employment: 40 | ANNUAL: | \$83,460 | \$55,650 | \$58,130 | \$84,120 | \$104,180 |
| | | HOURLY: | \$40.12 | \$26.76 | \$27.95 | \$40.44 | \$50.08 |
| Region 7 | Employment: 370 | ANNUAL: | \$116,570 | \$70,100 | \$83,380 | \$106,060 | \$136,790 |
| | | HOURLY: | \$56.04 | \$33.70 | \$40.09 | \$50.99 | \$65.76 |
| Region 8 | Employment: 70 | ANNUAL: | \$102,700 | \$58,270 | \$74,290 | \$95,240 | \$124,330 |
| | | HOURLY: | \$49.38 | \$28.02 | \$35.72 | \$45.79 | \$59.77 |
| Bismarck, ND MetroSA | Employment: 350 | ANNUAL: | \$117,010 | \$71,290 | \$83,380 | \$106,100 | \$136,790 |
| | | HOURLY: | \$56.26 | \$34.28 | \$40.09 | \$51.01 | \$65.76 |
| Fargo, ND-MN MetroSA | Employment: 410 | ANNUAL: | \$118,770 | \$68,280 | \$85,440 | \$105,940 | \$131,900 |
| | | HOURLY: | \$57.10 | \$32.83 | \$41.08 | \$50.93 | \$63.41 |
| Grand Forks, ND-MN MetroSA | Employment: 100 | ANNUAL: | \$115,110 | \$66,450 | \$86,900 | \$107,180 | \$128,070 |
| | | HOURLY: | \$55.34 | \$31.95 | \$41.78 | \$51.53 | \$61.57 |
| West ND Nonmetro Area | Employment: 290 | ANNUAL: | \$106,610 | \$58,530 | \$79,990 | \$102,980 | \$131,490 |
| | | HOURLY: | \$51.25 | \$28.14 | \$38.46 | \$49.51 | \$63.22 |
| East ND Nonmetro Area | Employment: 170 | ANNUAL: | \$96,690 | \$57,470 | \$73,890 | \$96,580 | \$113,240 |
| | | HOURLY: | \$46.49 | \$27.63 | \$35.53 | \$46.44 | \$54.44 |

'N/A' indicates data or information cannot be released due to reliability, availability, or confidentiality restrictions. Since a portion of substate employment is not attributed to a region, substate areas will NOT add up to statewide totals. Rounding and the absence of suppressed data may also affect additivity.

| | | WAGE ESTIMATES | | | | | |
|--|---------|-------------------|--------------------|--------------------|--------------------------------|--------------------|--------------------|
| | | Average (Mean) | 10th Percentile | 25th Percentile | 50th Percentile (Median) | 75th Percentile | 90th Percentile |
| 13-0000 Business and Financial Operations Occupations | | | | | | | |
| Alternate Job Title(s): N/A | | | | | | | |
| North Dakota Employment: 18,760 | ANNUAL: | \$73,370 | \$43,280 | \$52,050 | \$65,660 | \$85,280 | \$106,800 |
| | HOURLY: | \$35.28 | \$20.81 | \$25.03 | \$31.57 | \$41.00 | \$51.35 |
| Region 1 Employment: 910 | ANNUAL: | \$78,440 | \$45,900 | \$56,350 | \$71,270 | \$98,670 | \$117,350 |
| | HOURLY: | \$37.71 | \$22.07 | \$27.09 | \$34.27 | \$47.44 | \$56.42 |
| Region 2 Employment: 1,580 | ANNUAL: | \$75,000 | \$42,320 | \$53,980 | \$68,270 | \$91,830 | \$109,310 |
| | HOURLY: | \$36.06 | \$20.35 | \$25.95 | \$32.82 | \$44.15 | \$52.55 |
| Region 3 Employment: 490 | ANNUAL: | \$69,760 | \$40,410 | \$49,920 | \$63,380 | \$82,460 | \$99,730 |
| | HOURLY: | \$33.54 | \$19.43 | \$24.00 | \$30.47 | \$39.64 | \$47.95 |
| Region 4 Employment: 2,170 | ANNUAL: | \$73,070 | \$41,950 | \$53,030 | \$65,630 | \$86,050 | \$105,290 |
| | HOURLY: | \$35.13 | \$20.17 | \$25.49 | \$31.55 | \$41.37 | \$50.62 |
| Region 5 Employment: 7,560 | ANNUAL: | \$72,830 | \$42,560 | \$51,110 | \$65,060 | \$83,610 | \$106,120 |
| | HOURLY: | \$35.01 | \$20.46 | \$24.57 | \$31.28 | \$40.20 | \$51.02 |
| Region 6 Employment: 880 | ANNUAL: | \$70,970 | \$39,740 | \$49,610 | \$63,180 | \$81,120 | \$105,830 |
| | HOURLY: | \$34.12 | \$19.11 | \$23.85 | \$30.37 | \$39.00 | \$50.88 |
| Region 7 Employment: 4,110 | ANNUAL: | \$72,930 | \$45,340 | \$54,080 | \$66,290 | \$84,680 | \$104,530 |
| | HOURLY: | \$35.06 | \$21.80 | \$26.00 | \$31.87 | \$40.71 | \$50.25 |
| Region 8 Employment: 800 | ANNUAL: | \$73,240 | \$43,300 | \$51,780 | \$64,370 | \$84,660 | \$105,290 |
| | HOURLY: | \$35.21 | \$20.82 | \$24.89 | \$30.95 | \$40.70 | \$50.62 |
| Bismarck, ND MetroSA Employment: 3,790 | ANNUAL: | \$72,750 | \$45,740 | \$54,450 | \$66,270 | \$84,450 | \$104,020 |
| | HOURLY: | \$34.98 | \$21.99 | \$26.18 | \$31.86 | \$40.60 | \$50.01 |
| Fargo, ND-MN MetroSA Employment: 7,710 | ANNUAL: | \$73,000 | \$43,150 | \$51,110 | \$65,120 | \$83,740 | \$106,280 |
| | HOURLY: | \$35.10 | \$20.75 | \$24.57 | \$31.31 | \$40.26 | \$51.10 |
| Grand Forks, ND-MN MetroSA Employment: 2,100 | ANNUAL: | \$72,170 | \$41,100 | \$51,210 | \$63,840 | \$82,900 | \$106,220 |
| | HOURLY: | \$34.70 | \$19.76 | \$24.62 | \$30.69 | \$39.86 | \$51.07 |
| West ND Nonmetro Area Employment: 3,610 | ANNUAL: | \$75,490 | \$43,310 | \$53,180 | \$67,240 | \$92,580 | \$111,830 |
| | HOURLY: | \$36.29 | \$20.82 | \$25.57 | \$32.33 | \$44.51 | \$53.76 |
| East ND Nonmetro Area Employment: 2,250 | ANNUAL: | \$71,140 | \$40,530 | \$50,830 | \$64,670 | \$83,620 | \$103,170 |
| | HOURLY: | \$34.20 | \$19.49 | \$24.44 | \$31.09 | \$40.20 | \$49.60 |

'N/A' indicates data or information cannot be released due to reliability, availability, or confidentiality restrictions. Since a portion of substate employment is not attributed to a region, substate areas will NOT add up to statewide totals. Rounding and the absence of suppressed data may also affect additivity.

| | | | WAGE ESTIMATES | | | | | |
|--|-----|----------------|-------------------|--------------------|--------------------|--------------------------------|--------------------|--------------------|
| | | | Average (Mean) | 10th Percentile | 25th Percentile | 50th Percentile (Median) | 75th Percentile | 90th Percentile |
| 13-1020 Buyers and Purchasing Agents | | | | | | | | |
| Alternate Job Title(s): Cotton Broker; Fruit Buyer; Livestock Buyer; Gold Buyer; Merchandise Buyer; Equipment, Supplies, and Tools Purchasing Agent; Radio Time Buyer | | | | | | | | |
| Purchase goods or services for further processing, resale, or to enable operation of an establishment. May analyze past buying trends, sales records, price, and quality of goods or services. May select, order, and authorize payment according to contractual agreements. May conduct meetings with sales personnel and introduce new products. | | | | | | | | |
| North Dakota | | ANNUAL: | \$67,150 | \$41,550 | \$51,500 | \$63,230 | \$80,390 | \$98,290 |
| Employment: | 920 | HOURLY: | \$32.28 | \$19.98 | \$24.76 | \$30.40 | \$38.65 | \$47.26 |
| Region 1 | | ANNUAL: | \$72,150 | \$49,970 | \$60,320 | \$68,810 | \$77,460 | \$104,080 |
| Employment: | 30 | HOURLY: | \$34.69 | \$24.02 | \$29.00 | \$33.08 | \$37.24 | \$50.04 |
| Region 2 | | ANNUAL: | \$68,860 | \$36,690 | \$51,720 | \$64,630 | \$85,560 | \$103,520 |
| Employment: | 70 | HOURLY: | \$33.11 | \$17.64 | \$24.87 | \$31.07 | \$41.14 | \$49.77 |
| Region 3 | | ANNUAL: | \$60,960 | \$37,980 | \$58,370 | \$61,980 | \$71,140 | \$79,460 |
| Employment: | 20 | HOURLY: | \$29.31 | \$18.26 | \$28.06 | \$29.80 | \$34.20 | \$38.20 |
| Region 4 | | ANNUAL: | \$69,650 | \$41,530 | \$51,270 | \$65,140 | \$83,990 | \$97,890 |
| Employment: | 110 | HOURLY: | \$33.48 | \$19.97 | \$24.65 | \$31.32 | \$40.38 | \$47.06 |
| Region 5 | | ANNUAL: | \$65,750 | \$42,850 | \$51,280 | \$61,950 | \$79,460 | \$95,500 |
| Employment: | 420 | HOURLY: | \$31.61 | \$20.60 | \$24.66 | \$29.78 | \$38.20 | \$45.91 |
| Region 6 | | ANNUAL: | \$63,300 | \$36,400 | \$50,240 | \$62,040 | \$74,400 | \$94,240 |
| Employment: | 60 | HOURLY: | \$30.43 | \$17.50 | \$24.15 | \$29.83 | \$35.77 | \$45.31 |
| Region 7 | | ANNUAL: | \$71,250 | \$46,850 | \$50,920 | \$65,560 | \$84,230 | \$103,170 |
| Employment: | 150 | HOURLY: | \$34.25 | \$22.52 | \$24.48 | \$31.52 | \$40.50 | \$49.60 |
| Region 8 | | ANNUAL: | \$62,720 | \$47,650 | \$52,370 | \$61,620 | \$64,370 | \$83,990 |
| Employment: | 50 | HOURLY: | \$30.15 | \$22.91 | \$25.18 | \$29.63 | \$30.95 | \$40.38 |
| Bismarck, ND MetroSA | | ANNUAL: | \$69,740 | \$47,000 | \$50,920 | \$63,780 | \$81,280 | \$102,990 |
| Employment: | 130 | HOURLY: | \$33.53 | \$22.60 | \$24.48 | \$30.66 | \$39.08 | \$49.52 |
| Fargo, ND-MN MetroSA | | ANNUAL: | \$65,720 | \$42,930 | \$51,010 | \$61,950 | \$78,690 | \$95,490 |
| Employment: | 420 | HOURLY: | \$31.60 | \$20.64 | \$24.53 | \$29.78 | \$37.83 | \$45.91 |
| Grand Forks, ND-MN MetroSA | | ANNUAL: | \$69,390 | \$41,530 | \$51,220 | \$65,140 | \$83,060 | \$97,880 |
| Employment: | 110 | HOURLY: | \$33.36 | \$19.97 | \$24.63 | \$31.32 | \$39.93 | \$47.06 |
| West ND Nonmetro Area | | ANNUAL: | \$68,980 | \$41,130 | \$52,690 | \$63,980 | \$83,990 | \$101,310 |
| Employment: | 170 | HOURLY: | \$33.16 | \$19.78 | \$25.33 | \$30.76 | \$40.38 | \$48.71 |
| East ND Nonmetro Area | | ANNUAL: | \$64,410 | \$39,050 | \$51,270 | \$61,990 | \$79,460 | \$90,130 |
| Employment: | 140 | HOURLY: | \$30.97 | \$18.78 | \$24.65 | \$29.80 | \$38.20 | \$43.33 |

'N/A' indicates data or information cannot be released due to reliability, availability, or confidentiality restrictions. Since a portion of substate employment is not attributed to a region, substate areas will NOT add up to statewide totals. Rounding and the absence of suppressed data may also affect additivity.

| | | | WAGE ESTIMATES | | | | | | |
|--|-----|---------|-------------------|--------------------|--------------------|--------------------------------|--------------------|--------------------|----------|
| | | | Average (Mean) | 10th Percentile | 25th Percentile | 50th Percentile (Median) | 75th Percentile | 90th Percentile | |
| 13-1031 Claims Adjusters, Examiners, and Investigators | | | | | | | | | |
| Alternate Job Title(s): Fire Claims Adjuster; Health Insurance Adjuster; Property and Casualty Insurance Claims Examiner | | | | | | | | | |
| Review settled claims to determine that payments and settlements are made in accordance with company practices and procedures. Confer with legal counsel on claims requiring litigation. May also settle insurance claims. Excludes Fire Inspectors and Investigators (33-2021). | | | | | | | | | |
| North Dakota | | | ANNUAL: | \$64,050 | \$38,190 | \$49,520 | \$61,800 | \$80,080 | \$96,440 |
| Employment: | 680 | HOURLY: | \$30.79 | \$18.36 | \$23.81 | \$29.71 | \$38.50 | \$46.37 | |
| Region 2 | | | ANNUAL: | \$65,330 | \$36,230 | \$51,250 | \$61,500 | \$82,180 | \$99,210 |
| Employment: | 50 | HOURLY: | \$31.41 | \$17.42 | \$24.64 | \$29.57 | \$39.51 | \$47.70 | |
| Region 4 | | | ANNUAL: | \$68,840 | \$38,190 | \$59,280 | \$66,210 | \$85,950 | \$95,980 |
| Employment: | 30 | HOURLY: | \$33.09 | \$18.36 | \$28.50 | \$31.83 | \$41.32 | \$46.14 | |
| Region 5 | | | ANNUAL: | \$64,960 | \$37,570 | \$50,340 | \$62,800 | \$80,080 | \$97,160 |
| Employment: | 350 | HOURLY: | \$31.23 | \$18.06 | \$24.20 | \$30.19 | \$38.50 | \$46.71 | |
| Region 6 | | | ANNUAL: | \$63,390 | \$35,540 | \$51,580 | \$64,840 | \$80,950 | \$97,890 |
| Employment: | 30 | HOURLY: | \$30.48 | \$17.09 | \$24.80 | \$31.17 | \$38.92 | \$47.06 | |
| Region 7 | | | ANNUAL: | \$62,010 | \$40,060 | \$49,220 | \$57,010 | \$74,000 | \$90,480 |
| Employment: | 200 | HOURLY: | \$29.81 | \$19.26 | \$23.66 | \$27.41 | \$35.58 | \$43.50 | |
| Bismarck, ND MetroSA | | | ANNUAL: | \$61,880 | \$40,060 | \$49,220 | \$57,010 | \$72,880 | \$90,480 |
| Employment: | 190 | HOURLY: | \$29.75 | \$19.26 | \$23.66 | \$27.41 | \$35.04 | \$43.50 | |
| Fargo, ND-MN MetroSA | | | ANNUAL: | \$64,910 | \$37,560 | \$50,340 | \$62,800 | \$80,080 | \$97,160 |
| Employment: | 350 | HOURLY: | \$31.21 | \$18.06 | \$24.20 | \$30.19 | \$38.50 | \$46.71 | |
| Grand Forks, ND-MN MetroSA | | | ANNUAL: | \$67,400 | \$33,070 | \$55,760 | \$66,210 | \$85,950 | \$95,980 |
| Employment: | 30 | HOURLY: | \$32.40 | \$15.90 | \$26.81 | \$31.83 | \$41.32 | \$46.15 | |
| West ND Nonmetro Area | | | ANNUAL: | \$62,680 | \$36,110 | \$38,190 | \$60,780 | \$81,660 | \$99,210 |
| Employment: | 70 | HOURLY: | \$30.14 | \$17.36 | \$18.36 | \$29.22 | \$39.26 | \$47.70 | |
| East ND Nonmetro Area | | | ANNUAL: | \$64,510 | \$34,660 | \$51,580 | \$64,840 | \$80,950 | \$97,880 |
| Employment: | 30 | HOURLY: | \$31.01 | \$16.67 | \$24.80 | \$31.17 | \$38.92 | \$47.06 | |

13-1032 Insurance Appraisers, Auto Damage**Alternate Job Title(s):** Automobile Damage Appraiser; Vehicle Damage Appraiser

Appraise automobile or other vehicle damage to determine repair costs for insurance claim settlement. Prepare insurance forms to indicate repair cost or cost estimates and recommendations. May seek agreement with automotive repair shop on repair costs.

| | | | | | | | | |
|---------------------|--|---------|----------|----------|----------|----------|----------|----------|
| North Dakota | | ANNUAL: | \$71,740 | \$65,920 | \$65,920 | \$67,000 | \$77,590 | \$89,320 |
| Employment: 20 | | HOURLY: | \$34.49 | \$31.69 | \$31.69 | \$32.21 | \$37.30 | \$42.94 |

'N/A' indicates data or information cannot be released due to reliability, availability, or confidentiality restrictions. Since a portion of substate employment is not attributed to a region, substate areas will NOT add up to statewide totals. Rounding and the absence of suppressed data may also affect additivity.

| | | | WAGE ESTIMATES | | | | | |
|--|-----|----------------|-------------------|--------------------|--------------------|--------------------------------|--------------------|--------------------|
| | | | Average (Mean) | 10th Percentile | 25th Percentile | 50th Percentile (Median) | 75th Percentile | 90th Percentile |
| 13-1041 Compliance Officers | | | | | | | | |
| Alternate Job Title(s): Driver's License Examiner; Environmental Compliance Inspector; Equal Employment Opportunity Officer | | | | | | | | |
| Examine, evaluate, and investigate eligibility for or conformity with laws and regulations governing contract compliance of licenses and permits, and perform other compliance and enforcement inspection and analysis activities not classified elsewhere. Excludes Financial Examiners (13-2061), Tax Examiners and Collectors, and Revenue Agents (13-2081), Occupational Health and Safety Specialists (19-5011), Occupational Health and Safety Technicians (19-5012), Transportation Security Screeners (33-9093), Agricultural Inspectors (45-2011), Construction and Building Inspectors (47-4011), and Transportation Inspectors (53-6051). | | | | | | | | |
| North Dakota | | ANNUAL: | \$76,480 | \$48,330 | \$58,340 | \$78,590 | \$95,220 | \$102,150 |
| Employment: | 810 | HOURLY: | \$36.77 | \$23.24 | \$28.05 | \$37.78 | \$45.78 | \$49.11 |
| Region 1 | | ANNUAL: | \$86,780 | \$62,400 | \$79,620 | \$84,090 | \$95,220 | \$105,960 |
| Employment: | 50 | HOURLY: | \$41.72 | \$30.00 | \$38.28 | \$40.43 | \$45.78 | \$50.94 |
| Region 2 | | ANNUAL: | \$91,770 | \$65,330 | \$79,850 | \$95,220 | \$104,750 | \$114,730 |
| Employment: | 110 | HOURLY: | \$44.12 | \$31.41 | \$38.39 | \$45.78 | \$50.36 | \$55.16 |
| Region 3 | | ANNUAL: | \$81,980 | \$52,130 | \$66,210 | \$92,580 | \$95,220 | \$97,890 |
| Employment: | 50 | HOURLY: | \$39.41 | \$25.06 | \$31.83 | \$44.51 | \$45.78 | \$47.06 |
| Region 4 | | ANNUAL: | \$84,660 | \$56,530 | \$66,210 | \$89,940 | \$95,220 | \$103,440 |
| Employment: | 170 | HOURLY: | \$40.70 | \$27.18 | \$31.83 | \$43.24 | \$45.78 | \$49.73 |
| Region 5 | | ANNUAL: | \$66,740 | \$36,720 | \$46,720 | \$63,920 | \$81,750 | \$97,890 |
| Employment: | 170 | HOURLY: | \$32.09 | \$17.65 | \$22.46 | \$30.73 | \$39.30 | \$47.06 |
| Region 6 | | ANNUAL: | \$74,710 | \$44,530 | \$59,090 | \$82,100 | \$89,600 | \$98,190 |
| Employment: | 10 | HOURLY: | \$35.92 | \$21.41 | \$28.41 | \$39.47 | \$43.08 | \$47.21 |
| Region 7 | | ANNUAL: | \$66,970 | \$49,860 | \$54,430 | \$60,960 | \$73,260 | \$89,600 |
| Employment: | 230 | HOURLY: | \$32.20 | \$23.97 | \$26.17 | \$29.31 | \$35.22 | \$43.08 |
| Region 8 | | ANNUAL: | \$77,610 | \$55,350 | \$68,030 | \$79,660 | \$84,000 | \$89,600 |
| Employment: | 20 | HOURLY: | \$37.31 | \$26.61 | \$32.71 | \$38.30 | \$40.38 | \$43.08 |
| Bismarck, ND MetroSA | | ANNUAL: | \$64,940 | \$49,280 | \$54,000 | \$60,010 | \$71,670 | \$88,210 |
| Employment: | 210 | HOURLY: | \$31.22 | \$23.69 | \$25.96 | \$28.85 | \$34.46 | \$42.41 |
| Fargo, ND-MN MetroSA | | ANNUAL: | \$66,470 | \$36,720 | \$46,710 | \$63,920 | \$81,450 | \$98,830 |
| Employment: | 170 | HOURLY: | \$31.96 | \$17.65 | \$22.46 | \$30.73 | \$39.16 | \$47.52 |
| Grand Forks, ND-MN MetroSA | | ANNUAL: | \$83,400 | \$56,530 | \$61,700 | \$80,000 | \$100,530 | \$122,350 |
| Employment: | 60 | HOURLY: | \$40.10 | \$27.18 | \$29.66 | \$38.46 | \$48.33 | \$58.82 |
| West ND Nonmetro Area | | ANNUAL: | \$89,080 | \$60,820 | \$78,730 | \$89,600 | \$97,880 | \$114,730 |
| Employment: | 200 | HOURLY: | \$42.83 | \$29.24 | \$37.85 | \$43.08 | \$47.06 | \$55.16 |
| East ND Nonmetro Area | | ANNUAL: | \$82,410 | \$52,920 | \$66,210 | \$89,940 | \$95,220 | \$97,880 |
| Employment: | 180 | HOURLY: | \$39.62 | \$25.44 | \$31.83 | \$43.24 | \$45.78 | \$47.06 |

'N/A' indicates data or information cannot be released due to reliability, availability, or confidentiality restrictions. Since a portion of substate employment is not attributed to a region, substate areas will NOT add up to statewide totals. Rounding and the absence of suppressed data may also affect additivity.

| | | | WAGE ESTIMATES | | | | | | |
|--|-----|--|-------------------|--------------------|--------------------|--------------------------------|--------------------|--------------------|-----------|
| | | | Average (Mean) | 10th Percentile | 25th Percentile | 50th Percentile (Median) | 75th Percentile | 90th Percentile | |
| 13-1051 Cost Estimators | | | | | | | | | |
| Alternate Job Title(s): Construction Job Cost Estimator; Crating and Moving Estimator; Production Cost Estimator | | | | | | | | | |
| Prepare cost estimates for product manufacturing, construction projects, or services to aid management in bidding on or determining price of product or service. May specialize according to particular service performed or type of product manufactured. | | | | | | | | | |
| North Dakota | | | ANNUAL: | \$69,950 | \$45,300 | \$53,980 | \$64,990 | \$78,030 | \$97,850 |
| Employment: | 530 | | HOURLY: | \$33.63 | \$21.78 | \$25.95 | \$31.25 | \$37.51 | \$47.04 |
| Region 1 | | | ANNUAL: | \$72,900 | \$50,250 | \$58,530 | \$67,610 | \$94,710 | \$94,750 |
| Employment: | 30 | | HOURLY: | \$35.05 | \$24.16 | \$28.14 | \$32.51 | \$45.54 | \$45.55 |
| Region 2 | | | ANNUAL: | \$76,540 | \$53,980 | \$64,630 | \$76,460 | \$80,380 | \$106,450 |
| Employment: | 50 | | HOURLY: | \$36.80 | \$25.95 | \$31.07 | \$36.76 | \$38.64 | \$51.18 |
| Region 4 | | | ANNUAL: | \$69,340 | \$44,950 | \$50,970 | \$63,470 | \$77,540 | \$112,730 |
| Employment: | 80 | | HOURLY: | \$33.34 | \$21.61 | \$24.50 | \$30.51 | \$37.28 | \$54.20 |
| Region 5 | | | ANNUAL: | \$68,880 | \$43,800 | \$50,030 | \$64,610 | \$77,490 | \$101,140 |
| Employment: | 220 | | HOURLY: | \$33.12 | \$21.06 | \$24.05 | \$31.06 | \$37.26 | \$48.63 |
| Region 6 | | | ANNUAL: | \$67,210 | \$44,040 | \$56,700 | \$71,160 | \$76,460 | \$88,670 |
| Employment: | 10 | | HOURLY: | \$32.31 | \$21.17 | \$27.26 | \$34.21 | \$36.76 | \$42.63 |
| Region 7 | | | ANNUAL: | \$67,730 | \$45,760 | \$49,550 | \$63,270 | \$78,000 | \$97,850 |
| Employment: | 90 | | HOURLY: | \$32.56 | \$22.00 | \$23.82 | \$30.42 | \$37.50 | \$47.04 |
| Region 8 | | | ANNUAL: | \$72,250 | \$48,880 | \$62,470 | \$64,430 | \$84,040 | \$94,720 |
| Employment: | 50 | | HOURLY: | \$34.73 | \$23.50 | \$30.03 | \$30.97 | \$40.40 | \$45.54 |
| Bismarck, ND MetroSA | | | ANNUAL: | \$67,530 | \$43,890 | \$49,510 | \$63,070 | \$78,000 | \$104,790 |
| Employment: | 80 | | HOURLY: | \$32.47 | \$21.10 | \$23.80 | \$30.32 | \$37.50 | \$50.38 |
| Fargo, ND-MN MetroSA | | | ANNUAL: | \$68,350 | \$43,790 | \$50,730 | \$64,110 | \$77,490 | \$101,220 |
| Employment: | 230 | | HOURLY: | \$32.86 | \$21.06 | \$24.39 | \$30.82 | \$37.26 | \$48.66 |
| Grand Forks, ND-MN MetroSA | | | ANNUAL: | \$70,870 | \$47,790 | \$50,970 | \$63,470 | \$78,990 | \$112,730 |
| Employment: | 80 | | HOURLY: | \$34.07 | \$22.98 | \$24.50 | \$30.52 | \$37.98 | \$54.20 |
| West ND Nonmetro Area | | | ANNUAL: | \$73,780 | \$50,250 | \$64,330 | \$70,010 | \$81,560 | \$94,730 |
| Employment: | 140 | | HOURLY: | \$35.47 | \$24.16 | \$30.93 | \$33.66 | \$39.21 | \$45.54 |
| East ND Nonmetro Area | | | ANNUAL: | \$64,900 | \$44,160 | \$49,740 | \$65,770 | \$76,460 | \$83,620 |
| Employment: | 40 | | HOURLY: | \$31.20 | \$21.23 | \$23.91 | \$31.62 | \$36.76 | \$40.20 |

'N/A' indicates data or information cannot be released due to reliability, availability, or confidentiality restrictions. Since a portion of substate employment is not attributed to a region, substate areas will NOT add up to statewide totals. Rounding and the absence of suppressed data may also affect additivity.

| | | WAGE ESTIMATES | | | | | |
|--|--|-------------------|--------------------|--------------------|--------------------------------|--------------------|--------------------|
| | | Average (Mean) | 10th Percentile | 25th Percentile | 50th Percentile (Median) | 75th Percentile | 90th Percentile |
| 13-1071 Human Resources Specialists | | | | | | | |
| Alternate Job Title(s): Human Resources Generalist; Personnel Recruiter; Staffing Coordinator; Student Recruiter; Volunteer Coordinator | | | | | | | |
| Recruit, screen, interview, or place individuals within an organization. May perform other activities in multiple human resources areas. Excludes Compensation, Benefits, and Job Analysis Specialists (13-1141) and Training and Development Specialists (13-1151). | | | | | | | |
| North Dakota | | ANNUAL: | \$66,040 | \$38,000 | \$49,680 | \$62,720 | \$78,190 |
| Employment: 1,470 | | HOURLY: | \$31.75 | \$18.27 | \$23.88 | \$30.15 | \$37.59 |
| Region 1 | | ANNUAL: | \$65,830 | \$35,940 | \$49,400 | \$61,060 | \$75,250 |
| Employment: 90 | | HOURLY: | \$31.65 | \$17.28 | \$23.75 | \$29.35 | \$36.18 |
| Region 2 | | ANNUAL: | \$65,650 | \$39,110 | \$49,940 | \$60,180 | \$77,040 |
| Employment: 120 | | HOURLY: | \$31.56 | \$18.80 | \$24.01 | \$28.93 | \$37.04 |
| Region 3 | | ANNUAL: | \$67,620 | \$43,670 | \$49,940 | \$60,920 | \$82,460 |
| Employment: 40 | | HOURLY: | \$32.51 | \$21.00 | \$24.01 | \$29.29 | \$39.64 |
| Region 4 | | ANNUAL: | \$64,490 | \$36,660 | \$48,180 | \$62,750 | \$76,980 |
| Employment: 160 | | HOURLY: | \$31.01 | \$17.62 | \$23.16 | \$30.17 | \$37.01 |
| Region 5 | | ANNUAL: | \$66,740 | \$38,100 | \$49,770 | \$62,970 | \$78,910 |
| Employment: 620 | | HOURLY: | \$32.08 | \$18.32 | \$23.93 | \$30.28 | \$37.94 |
| Region 6 | | ANNUAL: | \$68,820 | \$44,270 | \$58,050 | \$63,170 | \$79,190 |
| Employment: 60 | | HOURLY: | \$33.08 | \$21.28 | \$27.91 | \$30.37 | \$38.07 |
| Region 7 | | ANNUAL: | \$66,030 | \$38,080 | \$49,360 | \$64,340 | \$78,190 |
| Employment: 280 | | HOURLY: | \$31.74 | \$18.31 | \$23.73 | \$30.93 | \$37.59 |
| Region 8 | | ANNUAL: | \$63,340 | \$44,720 | \$50,020 | \$60,590 | \$74,100 |
| Employment: 60 | | HOURLY: | \$30.45 | \$21.50 | \$24.05 | \$29.13 | \$35.62 |
| Bismarck, ND MetroSA | | ANNUAL: | \$65,210 | \$38,080 | \$49,260 | \$64,330 | \$77,940 |
| Employment: 250 | | HOURLY: | \$31.35 | \$18.31 | \$23.68 | \$30.93 | \$37.47 |
| Fargo, ND-MN MetroSA | | ANNUAL: | \$66,630 | \$38,100 | \$49,680 | \$62,570 | \$78,910 |
| Employment: 640 | | HOURLY: | \$32.04 | \$18.32 | \$23.88 | \$30.08 | \$37.94 |
| Grand Forks, ND-MN MetroSA | | ANNUAL: | \$64,400 | \$36,660 | \$48,180 | \$62,750 | \$77,060 |
| Employment: 170 | | HOURLY: | \$30.96 | \$17.63 | \$23.16 | \$30.17 | \$37.05 |
| West ND Nonmetro Area | | ANNUAL: | \$65,940 | \$37,940 | \$50,880 | \$60,930 | \$76,070 |
| Employment: 300 | | HOURLY: | \$31.70 | \$18.24 | \$24.46 | \$29.29 | \$36.57 |
| East ND Nonmetro Area | | ANNUAL: | \$69,240 | \$45,090 | \$57,990 | \$64,830 | \$79,170 |
| Employment: 160 | | HOURLY: | \$33.29 | \$21.68 | \$27.88 | \$31.17 | \$38.06 |

'N/A' indicates data or information cannot be released due to reliability, availability, or confidentiality restrictions. Since a portion of substate employment is not attributed to a region, substate areas will NOT add up to statewide totals. Rounding and the absence of suppressed data may also affect additivity.

| | | | WAGE ESTIMATES | | | | | |
|---|-----|----------------|-------------------|--------------------|--------------------|--------------------------------|--------------------|--------------------|
| | | | Average (Mean) | 10th Percentile | 25th Percentile | 50th Percentile (Median) | 75th Percentile | 90th Percentile |
| 13-1075 Labor Relations Specialists | | | | | | | | |
| Alternate Job Title(s): Employee Relations Specialist; Labor Relations Consultant; Union Representative | | | | | | | | |
| Resolve disputes between workers and managers, negotiate collective bargaining agreements, or coordinate grievance procedures to handle employee complaints. Excludes equal employment opportunity (EEO) officers, who are included in Compliance Officers (13-1041). | | | | | | | | |
| North Dakota | | ANNUAL: | \$101,970 | \$53,240 | \$78,910 | \$107,140 | \$128,490 | \$129,880 |
| Employment: | 110 | HOURLY: | \$49.03 | \$25.60 | \$37.94 | \$51.51 | \$61.77 | \$62.44 |
| Region 5 | | ANNUAL: | \$96,550 | \$41,540 | \$77,270 | \$100,630 | \$129,880 | \$129,880 |
| Employment: | 40 | HOURLY: | \$46.42 | \$19.97 | \$37.15 | \$48.38 | \$62.44 | \$62.44 |
| Region 7 | | ANNUAL: | \$106,430 | \$63,020 | \$99,160 | \$116,140 | \$128,490 | \$128,990 |
| Employment: | 50 | HOURLY: | \$51.17 | \$30.30 | \$47.67 | \$55.84 | \$61.77 | \$62.02 |
| Bismarck, ND MetroSA | | ANNUAL: | \$105,040 | \$63,020 | \$99,160 | \$115,650 | \$128,490 | \$128,490 |
| Employment: | 40 | HOURLY: | \$50.50 | \$30.30 | \$47.67 | \$55.60 | \$61.77 | \$61.77 |
| Fargo, ND-MN MetroSA | | ANNUAL: | \$87,220 | \$41,540 | \$58,200 | \$98,340 | \$127,860 | \$128,710 |
| Employment: | 20 | HOURLY: | \$41.94 | \$19.97 | \$27.98 | \$47.28 | \$61.47 | \$61.88 |
| Grand Forks, ND-MN MetroSA | | ANNUAL: | \$78,770 | \$21,990 | \$48,520 | \$79,700 | \$124,930 | \$125,790 |
| Employment: | 10 | HOURLY: | \$37.87 | \$10.57 | \$23.33 | \$38.32 | \$60.06 | \$60.48 |

13-1081 Logisticians**Alternate Job Title(s):** Logistics Analyst; Logistics Planner; Logistics Specialist

Analyze and coordinate the ongoing logistical functions of a firm or organization. Responsible for the entire life cycle of a product, including acquisition, distribution, internal allocation, delivery, and final disposal of resources. Excludes Transportation, Storage, and Distribution Managers (11-3071) and Project Management Specialists (13-1082).

| | | | | | | | | |
|-----------------------------------|--|----------------|----------|----------|----------|----------|-----------|-----------|
| North Dakota | | ANNUAL: | \$74,690 | \$51,930 | \$62,960 | \$67,920 | \$83,870 | \$103,710 |
| Employment: 190 | | HOURLY: | \$35.91 | \$24.97 | \$30.27 | \$32.66 | \$40.32 | \$49.86 |
| Region 1 | | ANNUAL: | \$79,580 | \$51,930 | \$63,960 | \$79,730 | \$104,000 | \$104,000 |
| Employment: 10 | | HOURLY: | \$38.26 | \$24.97 | \$30.75 | \$38.33 | \$50.00 | \$50.00 |
| Region 2 | | ANNUAL: | \$72,950 | \$60,200 | \$63,840 | \$68,290 | \$82,680 | \$87,300 |
| Employment: 20 | | HOURLY: | \$35.07 | \$28.94 | \$30.69 | \$32.83 | \$39.75 | \$41.97 |
| Region 4 | | ANNUAL: | \$72,980 | \$45,680 | \$56,530 | \$65,730 | \$92,450 | \$100,960 |
| Employment: 20 | | HOURLY: | \$35.09 | \$21.96 | \$27.18 | \$31.60 | \$44.45 | \$48.54 |
| Region 5 | | ANNUAL: | \$70,020 | \$48,440 | \$60,320 | \$66,280 | \$77,130 | \$96,370 |
| Employment: 90 | | HOURLY: | \$33.66 | \$23.29 | \$29.00 | \$31.86 | \$37.08 | \$46.33 |
| Region 7 | | ANNUAL: | \$85,700 | \$60,200 | \$66,210 | \$79,440 | \$102,390 | \$121,810 |
| Employment: 30 | | HOURLY: | \$41.20 | \$28.94 | \$31.83 | \$38.19 | \$49.22 | \$58.56 |
| Bismarck, ND MetroSA | | ANNUAL: | \$81,440 | \$60,200 | \$66,210 | \$78,500 | \$93,920 | \$102,390 |
| Employment: 20 | | HOURLY: | \$39.16 | \$28.94 | \$31.83 | \$37.74 | \$45.16 | \$49.23 |
| Fargo, ND-MN MetroSA | | ANNUAL: | \$69,720 | \$44,720 | \$60,200 | \$66,280 | \$76,730 | \$96,360 |
| Employment: 100 | | HOURLY: | \$33.52 | \$21.50 | \$28.94 | \$31.86 | \$36.89 | \$46.33 |
| Grand Forks, ND-MN MetroSA | | ANNUAL: | \$70,890 | \$48,800 | \$53,750 | \$65,490 | \$81,190 | \$100,960 |
| Employment: 20 | | HOURLY: | \$34.08 | \$23.46 | \$25.84 | \$31.49 | \$39.04 | \$48.54 |
| West ND Nonmetro Area | | ANNUAL: | \$81,160 | \$60,200 | \$63,960 | \$79,730 | \$102,270 | \$107,590 |
| Employment: 50 | | HOURLY: | \$39.02 | \$28.94 | \$30.75 | \$38.33 | \$49.17 | \$51.73 |
| East ND Nonmetro Area | | ANNUAL: | \$72,720 | \$43,270 | \$62,700 | \$77,230 | \$81,760 | \$102,060 |
| Employment: 10 | | HOURLY: | \$34.96 | \$20.80 | \$30.14 | \$37.13 | \$39.31 | \$49.07 |

'N/A' indicates data or information cannot be released due to reliability, availability, or confidentiality restrictions. Since a portion of substate employment is not attributed to a region, substate areas will NOT add up to statewide totals. Rounding and the absence of suppressed data may also affect additivity.

| | | WAGE ESTIMATES | | | | | |
|---|--|-------------------|--------------------|--------------------|--------------------------------|--------------------|--------------------|
| | | Average (Mean) | 10th Percentile | 25th Percentile | 50th Percentile (Median) | 75th Percentile | 90th Percentile |
| 13-1082 Project Management Specialists | | | | | | | |
| Alternate Job Title(s): Design Project Management Specialists; Movie Project Management Specialists | | | | | | | |
| Analyze and coordinate the schedule, timeline, procurement, staffing, and budget of a product or service on a per project basis. Lead and guide the work of technical staff. May serve as a point of contact for the client or customer. Excludes Management Occupations (11-0000), Logisticians (13-1081), Meeting, Convention, and Event Planners (13-1121), and Production, Planning, and Expediting Clerks (43-5061). | | | | | | | |
| North Dakota | | ANNUAL: | \$83,180 | \$48,880 | \$62,330 | \$78,570 | \$100,090 |
| Employment: 1,600 | | HOURLY: | \$39.99 | \$23.50 | \$29.97 | \$37.78 | \$48.12 |
| Region 1 | | ANNUAL: | \$99,320 | \$61,870 | \$67,720 | \$100,640 | \$130,050 |
| Employment: 130 | | HOURLY: | \$47.75 | \$29.74 | \$32.56 | \$48.39 | \$62.52 |
| Region 2 | | ANNUAL: | \$82,430 | \$45,600 | \$60,910 | \$76,300 | \$100,920 |
| Employment: 80 | | HOURLY: | \$39.63 | \$21.92 | \$29.28 | \$36.68 | \$48.52 |
| Region 4 | | ANNUAL: | \$84,220 | \$53,880 | \$62,490 | \$78,410 | \$98,370 |
| Employment: 190 | | HOURLY: | \$40.49 | \$25.90 | \$30.04 | \$37.70 | \$47.29 |
| Region 5 | | ANNUAL: | \$78,860 | \$47,760 | \$60,930 | \$77,280 | \$96,570 |
| Employment: 760 | | HOURLY: | \$37.91 | \$22.96 | \$29.29 | \$37.16 | \$46.43 |
| Region 6 | | ANNUAL: | \$91,140 | \$48,780 | \$65,160 | \$85,150 | \$128,240 |
| Employment: 50 | | HOURLY: | \$43.82 | \$23.45 | \$31.33 | \$40.94 | \$61.65 |
| Region 7 | | ANNUAL: | \$83,210 | \$50,500 | \$63,720 | \$80,250 | \$99,010 |
| Employment: 290 | | HOURLY: | \$40.00 | \$24.28 | \$30.64 | \$38.58 | \$47.60 |
| Region 8 | | ANNUAL: | \$88,290 | \$59,970 | \$64,660 | \$77,790 | \$101,850 |
| Employment: 90 | | HOURLY: | \$42.45 | \$28.83 | \$31.08 | \$37.40 | \$48.96 |
| Bismarck, ND MetroSA | | ANNUAL: | \$82,920 | \$48,500 | \$63,720 | \$80,250 | \$98,180 |
| Employment: 280 | | HOURLY: | \$39.87 | \$23.32 | \$30.64 | \$38.58 | \$47.20 |
| Fargo, ND-MN MetroSA | | ANNUAL: | \$79,110 | \$47,740 | \$60,830 | \$77,280 | \$96,050 |
| Employment: 780 | | HOURLY: | \$38.03 | \$22.95 | \$29.25 | \$37.16 | \$46.18 |
| Grand Forks, ND-MN MetroSA | | ANNUAL: | \$84,870 | \$52,660 | \$62,940 | \$78,410 | \$98,450 |
| Employment: 190 | | HOURLY: | \$40.80 | \$25.32 | \$30.26 | \$37.70 | \$47.33 |
| West ND Nonmetro Area | | ANNUAL: | \$91,460 | \$59,870 | \$64,660 | \$89,970 | \$104,670 |
| Employment: 300 | | HOURLY: | \$43.97 | \$28.78 | \$31.09 | \$43.26 | \$50.32 |
| East ND Nonmetro Area | | ANNUAL: | \$88,420 | \$54,570 | \$64,900 | \$82,480 | \$113,580 |
| Employment: 110 | | HOURLY: | \$42.51 | \$26.24 | \$31.20 | \$39.65 | \$54.61 |

'N/A' indicates data or information cannot be released due to reliability, availability, or confidentiality restrictions. Since a portion of substate employment is not attributed to a region, substate areas will NOT add up to statewide totals. Rounding and the absence of suppressed data may also affect additivity.

| | | | WAGE ESTIMATES | | | | | |
|--|-----|---------|-------------------|--------------------|--------------------|--------------------------------|--------------------|--------------------|
| | | | Average (Mean) | 10th Percentile | 25th Percentile | 50th Percentile (Median) | 75th Percentile | 90th Percentile |
| 13-1111 Management Analysts | | | | | | | | |
| Alternate Job Title(s): Business Management Analyst; Business Process Consultant; Industrial Analyst; University Institutional Researcher | | | | | | | | |
| Conduct organizational studies and evaluations, design systems and procedures, conduct work simplification and measurement studies, and prepare operations and procedures manuals to assist management in operating more efficiently and effectively. Includes program analysts and management consultants. Excludes Computer Systems Analysts (15-1211) and Operations Research Analysts (15-2031). | | | | | | | | |
| North Dakota | | ANNUAL: | \$87,950 | \$50,790 | \$60,100 | \$77,470 | \$103,170 | \$149,850 |
| Employment: | 520 | HOURLY: | \$42.29 | \$24.42 | \$28.89 | \$37.25 | \$49.60 | \$72.04 |
| Region 2 | | ANNUAL: | \$84,790 | \$52,750 | \$63,840 | \$78,690 | \$91,200 | \$130,000 |
| Employment: | 30 | HOURLY: | \$40.76 | \$25.36 | \$30.69 | \$37.83 | \$43.85 | \$62.50 |
| Region 3 | | ANNUAL: | \$95,670 | \$51,870 | \$65,730 | \$89,960 | \$104,800 | \$161,560 |
| Employment: | 10 | HOURLY: | \$46.00 | \$24.94 | \$31.60 | \$43.25 | \$50.39 | \$77.67 |
| Region 4 | | ANNUAL: | \$91,350 | \$46,800 | \$63,650 | \$81,090 | \$113,400 | \$136,520 |
| Employment: | 60 | HOURLY: | \$43.92 | \$22.50 | \$30.60 | \$38.98 | \$54.52 | \$65.63 |
| Region 5 | | ANNUAL: | \$93,350 | \$51,040 | \$63,200 | \$83,190 | \$110,090 | \$158,100 |
| Employment: | 200 | HOURLY: | \$44.88 | \$24.54 | \$30.38 | \$39.99 | \$52.93 | \$76.01 |
| Region 6 | | ANNUAL: | \$85,700 | \$54,730 | \$60,100 | \$75,420 | \$91,520 | \$160,940 |
| Employment: | 20 | HOURLY: | \$41.20 | \$26.31 | \$28.89 | \$36.26 | \$44.00 | \$77.38 |
| Region 7 | | ANNUAL: | \$76,870 | \$50,790 | \$54,860 | \$67,560 | \$86,340 | \$106,950 |
| Employment: | 150 | HOURLY: | \$36.96 | \$24.42 | \$26.38 | \$32.48 | \$41.51 | \$51.42 |
| Bismarck, ND MetroSA | | ANNUAL: | \$76,810 | \$50,790 | \$54,860 | \$67,560 | \$86,340 | \$106,950 |
| Employment: | 150 | HOURLY: | \$36.93 | \$24.42 | \$26.38 | \$32.48 | \$41.51 | \$51.42 |
| Fargo, ND-MN MetroSA | | ANNUAL: | \$93,190 | \$51,040 | \$63,480 | \$83,190 | \$110,090 | \$154,870 |
| Employment: | 210 | HOURLY: | \$44.80 | \$24.54 | \$30.52 | \$40.00 | \$52.93 | \$74.46 |
| Grand Forks, ND-MN MetroSA | | ANNUAL: | \$87,710 | \$44,250 | \$62,010 | \$75,510 | \$103,730 | \$128,810 |
| Employment: | 60 | HOURLY: | \$42.17 | \$21.27 | \$29.81 | \$36.31 | \$49.87 | \$61.93 |
| West ND Nonmetro Area | | ANNUAL: | \$85,430 | \$44,720 | \$60,200 | \$78,690 | \$95,590 | \$130,000 |
| Employment: | 50 | HOURLY: | \$41.07 | \$21.50 | \$28.94 | \$37.83 | \$45.96 | \$62.50 |
| East ND Nonmetro Area | | ANNUAL: | \$92,810 | \$51,870 | \$61,230 | \$77,080 | \$104,800 | \$161,560 |
| Employment: | 60 | HOURLY: | \$44.62 | \$24.94 | \$29.44 | \$37.06 | \$50.39 | \$77.67 |

'N/A' indicates data or information cannot be released due to reliability, availability, or confidentiality restrictions. Since a portion of substate employment is not attributed to a region, substate areas will NOT add up to statewide totals. Rounding and the absence of suppressed data may also affect additivity.

| | | | WAGE ESTIMATES | | | | | |
|---|-----|----------------|-------------------|--------------------|--------------------|--------------------------------|--------------------|--------------------|
| | | | Average (Mean) | 10th Percentile | 25th Percentile | 50th Percentile (Median) | 75th Percentile | 90th Percentile |
| 13-1121 Meeting, Convention, and Event Planners | | | | | | | | |
| Alternate Job Title(s): Conference Planner; Corporate Meeting Planner; Wedding Planner | | | | | | | | |
| Coordinate activities of staff, convention personnel, or clients to make arrangements for group meetings, events, or conventions. | | | | | | | | |
| North Dakota | | ANNUAL: | \$50,700 | \$35,340 | \$40,740 | \$47,900 | \$57,720 | \$70,030 |
| Employment: | 160 | HOURLY: | \$24.37 | \$16.99 | \$19.59 | \$23.03 | \$27.75 | \$33.67 |
| Region 4 | | ANNUAL: | \$53,140 | \$38,240 | \$45,330 | \$51,390 | \$60,370 | \$69,210 |
| Employment: | 40 | HOURLY: | \$25.55 | \$18.38 | \$21.79 | \$24.70 | \$29.02 | \$33.28 |
| Region 5 | | ANNUAL: | \$51,350 | \$32,460 | \$40,630 | \$48,470 | \$57,810 | \$77,630 |
| Employment: | 70 | HOURLY: | \$24.69 | \$15.60 | \$19.54 | \$23.30 | \$27.79 | \$37.32 |
| Region 7 | | ANNUAL: | \$51,730 | \$35,340 | \$40,740 | \$49,270 | \$54,830 | \$83,350 |
| Employment: | 30 | HOURLY: | \$24.87 | \$16.99 | \$19.59 | \$23.69 | \$26.36 | \$40.07 |
| Bismarck, ND MetroSA | | ANNUAL: | \$51,940 | \$35,340 | \$40,740 | \$49,270 | \$54,830 | \$83,350 |
| Employment: | 20 | HOURLY: | \$24.97 | \$16.99 | \$19.59 | \$23.69 | \$26.36 | \$40.07 |
| Fargo, ND-MN MetroSA | | ANNUAL: | \$52,220 | \$32,460 | \$43,910 | \$49,030 | \$57,810 | \$78,160 |
| Employment: | 70 | HOURLY: | \$25.11 | \$15.61 | \$21.11 | \$23.57 | \$27.80 | \$37.58 |
| Grand Forks, ND-MN MetroSA | | ANNUAL: | \$52,260 | \$38,230 | \$42,030 | \$51,390 | \$56,530 | \$69,210 |
| Employment: | 40 | HOURLY: | \$25.13 | \$18.38 | \$20.21 | \$24.71 | \$27.18 | \$33.28 |
| West ND Nonmetro Area | | ANNUAL: | \$46,330 | \$33,100 | \$39,540 | \$43,300 | \$55,410 | \$67,310 |
| Employment: | 20 | HOURLY: | \$22.28 | \$15.91 | \$19.01 | \$20.82 | \$26.64 | \$32.36 |
| East ND Nonmetro Area | | ANNUAL: | \$45,620 | \$35,960 | \$39,040 | \$43,290 | \$50,640 | \$58,030 |
| Employment: | 20 | HOURLY: | \$21.94 | \$17.29 | \$18.77 | \$20.81 | \$24.35 | \$27.90 |

'N/A' indicates data or information cannot be released due to reliability, availability, or confidentiality restrictions. Since a portion of substate employment is not attributed to a region, substate areas will NOT add up to statewide totals. Rounding and the absence of suppressed data may also affect additivity.

| | | | WAGE ESTIMATES | | | | | |
|--|-----|---------|-------------------|--------------------|--------------------|--------------------------------|--------------------|--------------------|
| | | | Average (Mean) | 10th Percentile | 25th Percentile | 50th Percentile (Median) | 75th Percentile | 90th Percentile |
| 13-1131 Fundraisers | | | | | | | | |
| Alternate Job Title(s): Campaign Fundraiser; Donor Relations Officer; Fundraising Officer | | | | | | | | |
| Organize activities to raise funds or otherwise solicit and gather monetary donations or other gifts for an organization. May design and produce promotional materials. May also raise awareness of the organization's work, goals, and financial needs. | | | | | | | | |
| North Dakota | | ANNUAL: | \$66,030 | \$43,170 | \$51,120 | \$62,650 | \$78,350 | \$99,930 |
| Employment: | 260 | HOURLY: | \$31.75 | \$20.76 | \$24.58 | \$30.12 | \$37.67 | \$48.05 |
| Region 2 | | ANNUAL: | \$62,600 | \$45,470 | \$47,700 | \$59,390 | \$71,430 | \$83,630 |
| Employment: | 20 | HOURLY: | \$30.10 | \$21.86 | \$22.93 | \$28.55 | \$34.34 | \$40.21 |
| Region 4 | | ANNUAL: | \$63,110 | \$38,090 | \$50,460 | \$62,650 | \$75,740 | \$89,720 |
| Employment: | 30 | HOURLY: | \$30.34 | \$18.31 | \$24.26 | \$30.12 | \$36.41 | \$43.13 |
| Region 5 | | ANNUAL: | \$68,010 | \$42,910 | \$52,000 | \$65,670 | \$80,100 | \$101,200 |
| Employment: | 100 | HOURLY: | \$32.69 | \$20.63 | \$25.00 | \$31.57 | \$38.51 | \$48.66 |
| Region 6 | | ANNUAL: | \$65,260 | \$46,380 | \$50,690 | \$58,770 | \$74,640 | \$100,690 |
| Employment: | 20 | HOURLY: | \$31.37 | \$22.30 | \$24.37 | \$28.25 | \$35.89 | \$48.41 |
| Region 7 | | ANNUAL: | \$66,560 | \$44,800 | \$53,040 | \$65,810 | \$78,360 | \$96,750 |
| Employment: | 50 | HOURLY: | \$32.00 | \$21.54 | \$25.50 | \$31.64 | \$37.67 | \$46.51 |
| Bismarck, ND MetroSA | | ANNUAL: | \$67,050 | \$45,260 | \$53,040 | \$65,810 | \$78,360 | \$96,740 |
| Employment: | 50 | HOURLY: | \$32.24 | \$21.76 | \$25.50 | \$31.64 | \$37.67 | \$46.51 |
| Fargo, ND-MN MetroSA | | ANNUAL: | \$69,130 | \$45,460 | \$52,770 | \$65,670 | \$81,630 | \$101,210 |
| Employment: | 110 | HOURLY: | \$33.24 | \$21.86 | \$25.37 | \$31.57 | \$39.24 | \$48.66 |
| Grand Forks, ND-MN MetroSA | | ANNUAL: | \$61,380 | \$30,600 | \$43,140 | \$59,870 | \$70,670 | \$93,660 |
| Employment: | 40 | HOURLY: | \$29.51 | \$14.71 | \$20.74 | \$28.78 | \$33.98 | \$45.03 |
| West ND Nonmetro Area | | ANNUAL: | \$62,310 | \$43,680 | \$47,700 | \$59,390 | \$71,430 | \$86,760 |
| Employment: | 40 | HOURLY: | \$29.96 | \$21.00 | \$22.93 | \$28.55 | \$34.34 | \$41.71 |
| East ND Nonmetro Area | | ANNUAL: | \$64,320 | \$45,570 | \$50,030 | \$60,260 | \$74,640 | \$90,560 |
| Employment: | 40 | HOURLY: | \$30.92 | \$21.91 | \$24.06 | \$28.97 | \$35.89 | \$43.54 |

13-1141 Compensation, Benefits, and Job Analysis Specialists**Alternate Job Title(s):** Employee Benefits Specialist; Job Analyst; Retirement Plan Specialist

Conduct programs of compensation and benefits and job analysis for employer. May specialize in specific areas, such as position classification and pension programs.

| | | | | | | | | |
|-----------------------------|----|----------------|----------|----------|----------|----------|----------|-----------|
| North Dakota | | ANNUAL: | \$73,070 | \$47,570 | \$59,490 | \$74,990 | \$80,100 | \$101,000 |
| Employment: | 90 | HOURLY: | \$35.13 | \$22.87 | \$28.60 | \$36.05 | \$38.51 | \$48.56 |
| Region 5 | | ANNUAL: | \$70,190 | \$49,660 | \$58,600 | \$74,410 | \$76,910 | \$93,550 |
| Employment: | 40 | HOURLY: | \$33.75 | \$23.87 | \$28.17 | \$35.78 | \$36.97 | \$44.98 |
| Region 7 | | ANNUAL: | \$77,880 | \$58,430 | \$68,840 | \$79,360 | \$87,590 | \$98,070 |
| Employment: | 30 | HOURLY: | \$37.44 | \$28.09 | \$33.10 | \$38.15 | \$42.11 | \$47.15 |
| Bismarck, ND MetroSA | | ANNUAL: | \$77,880 | \$58,430 | \$68,840 | \$79,360 | \$87,590 | \$98,070 |
| Employment: | 30 | HOURLY: | \$37.44 | \$28.09 | \$33.10 | \$38.15 | \$42.11 | \$47.15 |
| Fargo, ND-MN MetroSA | | ANNUAL: | \$71,500 | \$47,570 | \$58,250 | \$71,690 | \$76,910 | \$100,670 |
| Employment: | 50 | HOURLY: | \$34.38 | \$22.87 | \$28.01 | \$34.47 | \$36.97 | \$48.40 |

'N/A' indicates data or information cannot be released due to reliability, availability, or confidentiality restrictions. Since a portion of substate employment is not attributed to a region, substate areas will NOT add up to statewide totals. Rounding and the absence of suppressed data may also affect additivity.

| | | WAGE ESTIMATES | | | | | |
|---|--|-------------------|--------------------|--------------------|--------------------------------|--------------------|--------------------|
| | | Average (Mean) | 10th Percentile | 25th Percentile | 50th Percentile (Median) | 75th Percentile | 90th Percentile |
| 13-1151 Training and Development Specialists | | | | | | | |
| Alternate Job Title(s): Computer Software Training Specialist; Computer Training Specialist; Corporate Trainer; Insurance Employee Trainer | | | | | | | |
| Design or conduct work-related training and development programs to improve individual skills or organizational performance. May analyze organizational training needs or evaluate training effectiveness. Excludes Career/Technical Education Teachers, Postsecondary (25-1194) and Other Teachers and Instructors (25-3000). Flight instructors are included with Aircraft Pilots and Flight Engineers (53-2010). | | | | | | | |
| North Dakota | | ANNUAL: | \$68,210 | \$42,580 | \$51,240 | \$62,030 | \$83,180 |
| Employment: 580 | | HOURLY: | \$32.79 | \$20.47 | \$24.64 | \$29.82 | \$39.99 |
| Region 1 | | ANNUAL: | \$66,750 | \$52,050 | \$52,050 | \$60,550 | \$81,160 |
| Employment: 40 | | HOURLY: | \$32.09 | \$25.02 | \$25.03 | \$29.11 | \$39.02 |
| Region 2 | | ANNUAL: | \$69,580 | \$41,350 | \$52,050 | \$63,930 | \$90,010 |
| Employment: 40 | | HOURLY: | \$33.45 | \$19.88 | \$25.02 | \$30.73 | \$43.27 |
| Region 4 | | ANNUAL: | \$67,650 | \$47,500 | \$52,050 | \$60,690 | \$77,520 |
| Employment: 70 | | HOURLY: | \$32.52 | \$22.83 | \$25.02 | \$29.18 | \$37.27 |
| Region 5 | | ANNUAL: | \$64,180 | \$41,100 | \$48,970 | \$61,250 | \$80,000 |
| Employment: 230 | | HOURLY: | \$30.86 | \$19.76 | \$23.54 | \$29.45 | \$38.46 |
| Region 6 | | ANNUAL: | \$85,510 | \$48,470 | \$52,140 | \$66,390 | \$87,990 |
| Employment: 20 | | HOURLY: | \$41.11 | \$23.30 | \$25.07 | \$31.92 | \$42.30 |
| Region 7 | | ANNUAL: | \$71,870 | \$46,870 | \$55,770 | \$64,980 | \$86,330 |
| Employment: 130 | | HOURLY: | \$34.55 | \$22.53 | \$26.81 | \$31.24 | \$41.50 |
| Region 8 | | ANNUAL: | \$66,710 | \$44,220 | \$47,590 | \$62,530 | \$84,660 |
| Employment: 30 | | HOURLY: | \$32.07 | \$21.26 | \$22.88 | \$30.06 | \$40.70 |
| Bismarck, ND MetroSA | | ANNUAL: | \$70,920 | \$46,760 | \$55,310 | \$64,920 | \$83,860 |
| Employment: 130 | | HOURLY: | \$34.10 | \$22.48 | \$26.59 | \$31.21 | \$40.32 |
| Fargo, ND-MN MetroSA | | ANNUAL: | \$64,260 | \$41,100 | \$48,970 | \$61,430 | \$79,700 |
| Employment: 240 | | HOURLY: | \$30.89 | \$19.76 | \$23.55 | \$29.53 | \$38.32 |
| Grand Forks, ND-MN MetroSA | | ANNUAL: | \$68,100 | \$47,010 | \$51,170 | \$61,420 | \$77,520 |
| Employment: 80 | | HOURLY: | \$32.74 | \$22.60 | \$24.60 | \$29.53 | \$37.27 |
| West ND Nonmetro Area | | ANNUAL: | \$68,970 | \$44,220 | \$52,050 | \$63,350 | \$88,620 |
| Employment: 110 | | HOURLY: | \$33.16 | \$21.26 | \$25.03 | \$30.46 | \$42.61 |
| East ND Nonmetro Area | | ANNUAL: | \$74,020 | \$46,700 | \$52,060 | \$63,790 | \$82,040 |
| Employment: 40 | | HOURLY: | \$35.59 | \$22.45 | \$25.03 | \$30.67 | \$39.44 |

'N/A' indicates data or information cannot be released due to reliability, availability, or confidentiality restrictions. Since a portion of substate employment is not attributed to a region, substate areas will NOT add up to statewide totals. Rounding and the absence of suppressed data may also affect additivity.

| | | | WAGE ESTIMATES | | | | | |
|---|--|---------|-------------------|--------------------|--------------------|--------------------------------|--------------------|--------------------|
| | | | Average (Mean) | 10th Percentile | 25th Percentile | 50th Percentile (Median) | 75th Percentile | 90th Percentile |
| 13-1161 Market Research Analysts and Marketing Specialists | | | | | | | | |
| Alternate Job Title(s): Advertising Analyst; Market Research Specialist; Marketing Consultant; Marketing Forecaster; Search Marketing Strategist | | | | | | | | |
| Research conditions in local, regional, national, or online markets. Gather information to determine potential sales of a product or service, or plan a marketing or advertising campaign. May gather information on competitors, prices, sales, and methods of marketing and distribution. May employ search marketing tactics, analyze web metrics, and develop recommendations to increase search engine ranking and visibility to target markets. Excludes Web and Digital Interface Designers (15-1255), Art Directors (27-1011), Graphic Designers (27-1024), and Public Relations Specialists (27-3031). | | | | | | | | |
| North Dakota | | ANNUAL: | \$63,300 | \$36,860 | \$46,520 | \$60,110 | \$76,240 | \$93,180 |
| Employment: 1,290 | | HOURLY: | \$30.43 | \$17.72 | \$22.36 | \$28.90 | \$36.66 | \$44.80 |
| Region 1 | | ANNUAL: | \$61,260 | \$35,790 | \$42,850 | \$54,190 | \$72,460 | \$101,200 |
| Employment: 40 | | HOURLY: | \$29.45 | \$17.20 | \$20.60 | \$26.05 | \$34.83 | \$48.65 |
| Region 2 | | ANNUAL: | \$69,230 | \$37,430 | \$46,800 | \$59,160 | \$82,900 | \$101,200 |
| Employment: 80 | | HOURLY: | \$33.28 | \$17.99 | \$22.50 | \$28.44 | \$39.85 | \$48.66 |
| Region 3 | | ANNUAL: | \$55,270 | \$33,510 | \$34,990 | \$50,710 | \$67,620 | \$87,430 |
| Employment: 20 | | HOURLY: | \$26.57 | \$16.11 | \$16.82 | \$24.38 | \$32.51 | \$42.04 |
| Region 4 | | ANNUAL: | \$61,180 | \$36,250 | \$46,400 | \$59,310 | \$75,210 | \$88,160 |
| Employment: 140 | | HOURLY: | \$29.42 | \$17.43 | \$22.31 | \$28.51 | \$36.16 | \$42.38 |
| Region 5 | | ANNUAL: | \$63,300 | \$37,110 | \$47,250 | \$61,000 | \$76,240 | \$89,210 |
| Employment: 650 | | HOURLY: | \$30.43 | \$17.84 | \$22.72 | \$29.33 | \$36.65 | \$42.89 |
| Region 6 | | ANNUAL: | \$62,010 | \$35,790 | \$45,170 | \$58,890 | \$78,210 | \$85,140 |
| Employment: 70 | | HOURLY: | \$29.81 | \$17.20 | \$21.71 | \$28.31 | \$37.60 | \$40.93 |
| Region 7 | | ANNUAL: | \$62,480 | \$36,860 | \$45,330 | \$58,220 | \$75,340 | \$99,630 |
| Employment: 240 | | HOURLY: | \$30.04 | \$17.72 | \$21.80 | \$27.99 | \$36.22 | \$47.90 |
| Region 8 | | ANNUAL: | \$67,150 | \$35,460 | \$44,590 | \$53,990 | \$72,630 | \$102,950 |
| Employment: 30 | | HOURLY: | \$32.28 | \$17.05 | \$21.44 | \$25.96 | \$34.92 | \$49.49 |
| Bismarck, ND MetroSA | | ANNUAL: | \$62,600 | \$36,970 | \$46,020 | \$58,220 | \$75,930 | \$99,630 |
| Employment: 240 | | HOURLY: | \$30.10 | \$17.78 | \$22.12 | \$27.99 | \$36.51 | \$47.90 |
| Fargo, ND-MN MetroSA | | ANNUAL: | \$63,670 | \$37,110 | \$47,310 | \$61,000 | \$76,240 | \$90,120 |
| Employment: 690 | | HOURLY: | \$30.61 | \$17.84 | \$22.74 | \$29.33 | \$36.66 | \$43.33 |
| Grand Forks, ND-MN MetroSA | | ANNUAL: | \$63,020 | \$36,340 | \$47,190 | \$59,860 | \$75,210 | \$93,020 |
| Employment: 150 | | HOURLY: | \$30.30 | \$17.47 | \$22.69 | \$28.78 | \$36.16 | \$44.72 |
| West ND Nonmetro Area | | ANNUAL: | \$66,330 | \$35,460 | \$45,700 | \$55,810 | \$77,900 | \$101,200 |
| Employment: 150 | | HOURLY: | \$31.89 | \$17.05 | \$21.97 | \$26.83 | \$37.45 | \$48.66 |
| East ND Nonmetro Area | | ANNUAL: | \$60,990 | \$34,990 | \$43,930 | \$58,890 | \$78,210 | \$87,430 |
| Employment: 120 | | HOURLY: | \$29.32 | \$16.82 | \$21.12 | \$28.31 | \$37.60 | \$42.04 |

'N/A' indicates data or information cannot be released due to reliability, availability, or confidentiality restrictions. Since a portion of substate employment is not attributed to a region, substate areas will NOT add up to statewide totals. Rounding and the absence of suppressed data may also affect additivity.

| | | | WAGE ESTIMATES | | | | | |
|--|---------|--|-------------------|--------------------|--------------------|--------------------------------|--------------------|--------------------|
| | | | Average (Mean) | 10th Percentile | 25th Percentile | 50th Percentile (Median) | 75th Percentile | 90th Percentile |
| 13-1199 Business Operations Specialists, All Other | | | | | | | | |
| Alternate Job Title(s): Mystery Shopper; Ship Purser | | | | | | | | |
| All business operations specialists not listed separately. | | | | | | | | |
| North Dakota | ANNUAL: | | \$75,830 | \$44,720 | \$54,180 | \$67,400 | \$89,940 | \$118,350 |
| Employment: 1,690 | HOURLY: | | \$36.46 | \$21.50 | \$26.05 | \$32.40 | \$43.24 | \$56.90 |
| Region 1 | ANNUAL: | | \$80,030 | \$49,270 | \$59,050 | \$66,300 | \$103,420 | \$130,280 |
| Employment: 50 | HOURLY: | | \$38.48 | \$23.69 | \$28.39 | \$31.87 | \$49.72 | \$62.63 |
| Region 2 | ANNUAL: | | \$75,380 | \$42,930 | \$57,400 | \$71,140 | \$85,090 | \$113,690 |
| Employment: 190 | HOURLY: | | \$36.24 | \$20.64 | \$27.60 | \$34.20 | \$40.91 | \$54.66 |
| Region 3 | ANNUAL: | | \$63,780 | \$47,170 | \$50,340 | \$58,160 | \$70,620 | \$89,210 |
| Employment: 50 | HOURLY: | | \$30.66 | \$22.68 | \$24.20 | \$27.96 | \$33.95 | \$42.89 |
| Region 4 | ANNUAL: | | \$73,210 | \$44,280 | \$50,340 | \$65,190 | \$81,660 | \$103,540 |
| Employment: 320 | HOURLY: | | \$35.20 | \$21.29 | \$24.20 | \$31.34 | \$39.26 | \$49.78 |
| Region 5 | ANNUAL: | | \$76,420 | \$44,720 | \$51,590 | \$65,600 | \$89,940 | \$124,150 |
| Employment: 620 | HOURLY: | | \$36.74 | \$21.50 | \$24.80 | \$31.54 | \$43.24 | \$59.69 |
| Region 6 | ANNUAL: | | \$71,050 | \$40,770 | \$50,030 | \$59,630 | \$83,560 | \$127,420 |
| Employment: 40 | HOURLY: | | \$34.16 | \$19.60 | \$24.05 | \$28.67 | \$40.17 | \$61.26 |
| Region 7 | ANNUAL: | | \$79,130 | \$44,720 | \$57,820 | \$74,400 | \$97,370 | \$119,520 |
| Employment: 360 | HOURLY: | | \$38.04 | \$21.50 | \$27.80 | \$35.77 | \$46.81 | \$57.46 |
| Region 8 | ANNUAL: | | \$72,080 | \$40,160 | \$49,270 | \$59,480 | \$82,540 | \$121,100 |
| Employment: 50 | HOURLY: | | \$34.66 | \$19.31 | \$23.69 | \$28.60 | \$39.68 | \$58.22 |
| Bismarck, ND MetroSA | ANNUAL: | | \$79,160 | \$44,720 | \$57,890 | \$74,400 | \$97,370 | \$119,520 |
| Employment: 350 | HOURLY: | | \$38.06 | \$21.50 | \$27.83 | \$35.77 | \$46.81 | \$57.46 |
| Fargo, ND-MN MetroSA | ANNUAL: | | \$74,710 | \$42,200 | \$50,130 | \$65,600 | \$86,380 | \$120,440 |
| Employment: 680 | HOURLY: | | \$35.92 | \$20.29 | \$24.10 | \$31.54 | \$41.53 | \$57.90 |
| Grand Forks, ND-MN MetroSA | ANNUAL: | | \$70,820 | \$40,910 | \$49,820 | \$61,740 | \$78,970 | \$103,540 |
| Employment: 350 | HOURLY: | | \$34.05 | \$19.67 | \$23.95 | \$29.68 | \$37.97 | \$49.78 |
| West ND Nonmetro Area | ANNUAL: | | \$75,680 | \$44,720 | \$56,530 | \$68,900 | \$86,070 | \$121,120 |
| Employment: 300 | HOURLY: | | \$36.39 | \$21.50 | \$27.18 | \$33.12 | \$41.38 | \$58.23 |
| East ND Nonmetro Area | ANNUAL: | | \$67,490 | \$46,220 | \$50,030 | \$63,380 | \$78,030 | \$95,450 |
| Employment: 150 | HOURLY: | | \$32.45 | \$22.22 | \$24.06 | \$30.47 | \$37.51 | \$45.89 |

'N/A' indicates data or information cannot be released due to reliability, availability, or confidentiality restrictions. Since a portion of substate employment is not attributed to a region, substate areas will NOT add up to statewide totals. Rounding and the absence of suppressed data may also affect additivity.

| | | | WAGE ESTIMATES | | | | | |
|---|-------|---------|-------------------|--------------------|--------------------|--------------------------------|--------------------|--------------------|
| | | | Average (Mean) | 10th Percentile | 25th Percentile | 50th Percentile (Median) | 75th Percentile | 90th Percentile |
| 13-2011 Accountants and Auditors | | | | | | | | |
| Alternate Job Title(s): Certified Public Accountant; Field Auditor; Internal Auditor | | | | | | | | |
| Examine, analyze, and interpret accounting records to prepare financial statements, give advice, or audit and evaluate statements prepared by others. Install or advise on systems of recording costs or other financial and budgetary data. Excludes Tax Examiners and Collectors, and Revenue Agents (13-2081). | | | | | | | | |
| North Dakota | | ANNUAL: | \$69,620 | \$42,850 | \$51,000 | \$63,690 | \$80,380 | \$102,490 |
| Employment: | 4,320 | HOURLY: | \$33.47 | \$20.60 | \$24.52 | \$30.62 | \$38.64 | \$49.27 |
| Region 1 | | ANNUAL: | \$73,220 | \$47,050 | \$49,870 | \$68,300 | \$94,990 | \$104,260 |
| Employment: | 260 | HOURLY: | \$35.20 | \$22.62 | \$23.98 | \$32.83 | \$45.67 | \$50.12 |
| Region 2 | | ANNUAL: | \$70,850 | \$40,110 | \$49,260 | \$63,860 | \$84,090 | \$107,300 |
| Employment: | 360 | HOURLY: | \$34.06 | \$19.28 | \$23.68 | \$30.70 | \$40.43 | \$51.59 |
| Region 3 | | ANNUAL: | \$64,040 | \$40,110 | \$48,250 | \$61,030 | \$75,050 | \$94,680 |
| Employment: | 140 | HOURLY: | \$30.79 | \$19.28 | \$23.20 | \$29.34 | \$36.08 | \$45.52 |
| Region 4 | | ANNUAL: | \$68,520 | \$40,900 | \$53,190 | \$62,960 | \$78,620 | \$97,750 |
| Employment: | 440 | HOURLY: | \$32.94 | \$19.66 | \$25.57 | \$30.27 | \$37.80 | \$46.99 |
| Region 5 | | ANNUAL: | \$68,980 | \$40,430 | \$50,740 | \$63,550 | \$79,830 | \$102,400 |
| Employment: | 1,560 | HOURLY: | \$33.16 | \$19.44 | \$24.39 | \$30.55 | \$38.38 | \$49.23 |
| Region 6 | | ANNUAL: | \$63,490 | \$37,870 | \$46,170 | \$60,390 | \$73,940 | \$96,360 |
| Employment: | 260 | HOURLY: | \$30.52 | \$18.20 | \$22.20 | \$29.03 | \$35.55 | \$46.33 |
| Region 7 | | ANNUAL: | \$71,580 | \$45,750 | \$54,660 | \$66,080 | \$81,530 | \$102,460 |
| Employment: | 1,040 | HOURLY: | \$34.41 | \$21.99 | \$26.28 | \$31.77 | \$39.20 | \$49.26 |
| Region 8 | | ANNUAL: | \$70,550 | \$41,700 | \$48,960 | \$62,750 | \$82,580 | \$104,260 |
| Employment: | 230 | HOURLY: | \$33.92 | \$20.05 | \$23.54 | \$30.17 | \$39.70 | \$50.12 |
| Bismarck, ND MetroSA | | ANNUAL: | \$72,280 | \$47,570 | \$57,000 | \$66,230 | \$82,010 | \$102,460 |
| Employment: | 900 | HOURLY: | \$34.75 | \$22.87 | \$27.40 | \$31.84 | \$39.43 | \$49.26 |
| Fargo, ND-MN MetroSA | | ANNUAL: | \$69,930 | \$43,380 | \$51,070 | \$63,960 | \$80,780 | \$102,940 |
| Employment: | 1,510 | HOURLY: | \$33.62 | \$20.85 | \$24.55 | \$30.75 | \$38.84 | \$49.49 |
| Grand Forks, ND-MN MetroSA | | ANNUAL: | \$70,220 | \$46,360 | \$53,960 | \$63,840 | \$79,300 | \$97,780 |
| Employment: | 390 | HOURLY: | \$33.76 | \$22.29 | \$25.94 | \$30.69 | \$38.13 | \$47.01 |
| West ND Nonmetro Area | | ANNUAL: | \$70,850 | \$41,250 | \$48,920 | \$63,450 | \$84,190 | \$104,860 |
| Employment: | 970 | HOURLY: | \$34.06 | \$19.83 | \$23.52 | \$30.51 | \$40.48 | \$50.41 |
| East ND Nonmetro Area | | ANNUAL: | \$63,690 | \$38,760 | \$46,840 | \$60,090 | \$73,280 | \$94,640 |
| Employment: | 660 | HOURLY: | \$30.62 | \$18.63 | \$22.52 | \$28.89 | \$35.23 | \$45.50 |

'N/A' indicates data or information cannot be released due to reliability, availability, or confidentiality restrictions. Since a portion of substate employment is not attributed to a region, substate areas will NOT add up to statewide totals. Rounding and the absence of suppressed data may also affect additivity.

| | | | WAGE ESTIMATES | | | | | |
|--|-----|---------|-------------------|--------------------|--------------------|--------------------------------|--------------------|--------------------|
| | | | Average (Mean) | 10th Percentile | 25th Percentile | 50th Percentile (Median) | 75th Percentile | 90th Percentile |
| 13-2020 Property Appraisers and Assessors | | | | | | | | |
| Alternate Job Title(s): Estate Appraiser; Machinery Appraiser; Personal Property Assessor; Real Estate Appraiser; Real Estate Assessor | | | | | | | | |
| Appraise and estimate the fair value of real estate, or tangible personal or business property, such as jewelry, art, antiques, collectibles, and equipment. May also appraise land or assess taxes in accordance with prescribed schedules. Excludes Claims Adjusters, Examiners, and Investigators (13-1031), Insurance Appraisers, Auto Damage (13-1032), and Tax Examiners and Collectors, and Revenue Agents (13-2081). | | | | | | | | |
| North Dakota | | ANNUAL: | \$73,570 | \$46,200 | \$53,120 | \$66,660 | \$83,220 | \$101,580 |
| Employment: | 180 | HOURLY: | \$35.37 | \$22.21 | \$25.54 | \$32.05 | \$40.01 | \$48.84 |
| Region 1 | | ANNUAL: | \$66,360 | \$39,080 | \$48,710 | \$62,410 | \$79,040 | \$96,940 |
| Employment: | 30 | HOURLY: | \$31.90 | \$18.79 | \$23.42 | \$30.00 | \$38.00 | \$46.61 |
| Region 2 | | ANNUAL: | \$70,460 | \$46,540 | \$55,810 | \$73,680 | \$78,920 | \$96,080 |
| Employment: | 20 | HOURLY: | \$33.88 | \$22.38 | \$26.83 | \$35.42 | \$37.94 | \$46.19 |
| Region 3 | | ANNUAL: | \$63,420 | \$35,220 | \$46,750 | \$61,780 | \$73,260 | \$99,730 |
| Employment: | 10 | HOURLY: | \$30.49 | \$16.93 | \$22.47 | \$29.70 | \$35.22 | \$47.95 |
| Region 4 | | ANNUAL: | \$84,750 | \$44,120 | \$55,460 | \$66,590 | \$88,320 | \$168,410 |
| Employment: | 10 | HOURLY: | \$40.75 | \$21.21 | \$26.66 | \$32.01 | \$42.46 | \$80.97 |
| Region 5 | | ANNUAL: | \$87,610 | \$49,730 | \$66,140 | \$83,130 | \$100,090 | \$144,520 |
| Employment: | 50 | HOURLY: | \$42.12 | \$23.91 | \$31.80 | \$39.96 | \$48.12 | \$69.48 |
| Region 7 | | ANNUAL: | \$69,080 | \$46,930 | \$59,840 | \$65,000 | \$79,810 | \$96,850 |
| Employment: | 40 | HOURLY: | \$33.21 | \$22.56 | \$28.77 | \$31.25 | \$38.37 | \$46.56 |
| Bismarck, ND MetroSA | | ANNUAL: | \$69,320 | \$47,630 | \$60,990 | \$65,000 | \$79,810 | \$96,850 |
| Employment: | 30 | HOURLY: | \$33.33 | \$22.90 | \$29.32 | \$31.25 | \$38.37 | \$46.56 |
| Fargo, ND-MN MetroSA | | ANNUAL: | \$87,580 | \$52,030 | \$66,150 | \$76,800 | \$101,580 | \$144,520 |
| Employment: | 50 | HOURLY: | \$42.10 | \$25.02 | \$31.80 | \$36.92 | \$48.84 | \$69.48 |
| Grand Forks, ND-MN MetroSA | | ANNUAL: | \$76,190 | \$45,090 | \$50,340 | \$61,210 | \$88,320 | \$119,290 |
| Employment: | 20 | HOURLY: | \$36.63 | \$21.68 | \$24.20 | \$29.43 | \$42.46 | \$57.35 |
| West ND Nonmetro Area | | ANNUAL: | \$66,760 | \$41,960 | \$51,780 | \$63,510 | \$78,920 | \$96,940 |
| Employment: | 60 | HOURLY: | \$32.10 | \$20.17 | \$24.90 | \$30.54 | \$37.94 | \$46.61 |
| East ND Nonmetro Area | | ANNUAL: | \$61,100 | \$35,210 | \$46,740 | \$54,830 | \$73,260 | \$96,070 |
| Employment: | 20 | HOURLY: | \$29.38 | \$16.93 | \$22.47 | \$26.36 | \$35.22 | \$46.19 |

'N/A' indicates data or information cannot be released due to reliability, availability, or confidentiality restrictions. Since a portion of substate employment is not attributed to a region, substate areas will NOT add up to statewide totals. Rounding and the absence of suppressed data may also affect additivity.

| | | | WAGE ESTIMATES | | | | | |
|---|--|----------------|-------------------|--------------------|--------------------|--------------------------------|--------------------|--------------------|
| | | | Average (Mean) | 10th Percentile | 25th Percentile | 50th Percentile (Median) | 75th Percentile | 90th Percentile |
| 13-2031 Budget Analysts | | | | | | | | |
| Alternate Job Title(s): Budget Examiner; Budget Officer; Cost Analyst | | | | | | | | |
| Examine budget estimates for completeness, accuracy, and conformance with procedures and regulations. Analyze budgeting and accounting reports. Excludes Financial and Investment Analysts (13-2051). | | | | | | | | |
| North Dakota | | ANNUAL: | \$73,070 | \$54,720 | \$60,200 | \$71,140 | \$82,140 | \$95,220 |
| Employment: 60 | | HOURLY: | \$35.13 | \$26.31 | \$28.94 | \$34.20 | \$39.49 | \$45.78 |
| Region 4 | | ANNUAL: | \$69,060 | \$54,620 | \$60,200 | \$68,410 | \$75,030 | \$83,490 |
| Employment: 20 | | HOURLY: | \$33.20 | \$26.26 | \$28.94 | \$32.89 | \$36.07 | \$40.14 |
| Region 7 | | ANNUAL: | \$81,600 | \$68,410 | \$71,340 | \$75,030 | \$84,640 | \$103,170 |
| Employment: 10 | | HOURLY: | \$39.23 | \$32.89 | \$34.30 | \$36.07 | \$40.69 | \$49.60 |
| Bismarck, ND MetroSA | | ANNUAL: | \$82,400 | \$68,410 | \$71,340 | \$77,230 | \$94,660 | \$103,170 |
| Employment: 10 | | HOURLY: | \$39.61 | \$32.89 | \$34.30 | \$37.13 | \$45.51 | \$49.60 |
| Grand Forks, ND-MN MetroSA | | ANNUAL: | \$68,970 | \$54,620 | \$58,770 | \$68,410 | \$75,030 | \$83,490 |
| Employment: 20 | | HOURLY: | \$33.16 | \$26.26 | \$28.26 | \$32.89 | \$36.07 | \$40.14 |
| West ND Nonmetro Area | | ANNUAL: | \$66,230 | \$54,720 | \$54,720 | \$63,840 | \$71,140 | \$75,030 |
| Employment: 20 | | HOURLY: | \$31.84 | \$26.31 | \$26.31 | \$30.69 | \$34.20 | \$36.07 |

13-2041 Credit Analysts**Alternate Job Title(s):** Credit Assessment Analyst; Credit Risk Analyst

Analyze credit data and financial statements of individuals or firms to determine the degree of risk involved in extending credit or lending money. Prepare reports with credit information for use in decisionmaking. Excludes Financial Risk Specialists (13-2054).

| | | | | | | | | |
|------------------------------|--|----------------|----------|----------|----------|----------|-----------|-----------|
| North Dakota | | ANNUAL: | \$78,410 | \$49,110 | \$63,030 | \$73,820 | \$93,050 | \$109,830 |
| Employment: 230 | | HOURLY: | \$37.70 | \$23.61 | \$30.30 | \$35.49 | \$44.73 | \$52.80 |
| Region 4 | | ANNUAL: | \$80,340 | \$47,830 | \$62,540 | \$78,740 | \$101,780 | \$126,480 |
| Employment: 10 | | HOURLY: | \$38.62 | \$22.99 | \$30.07 | \$37.86 | \$48.93 | \$60.81 |
| Region 5 | | ANNUAL: | \$80,330 | \$49,000 | \$63,150 | \$76,990 | \$100,100 | \$114,360 |
| Employment: 130 | | HOURLY: | \$38.62 | \$23.56 | \$30.36 | \$37.01 | \$48.13 | \$54.98 |
| Region 6 | | ANNUAL: | \$79,490 | \$59,500 | \$59,860 | \$68,110 | \$97,030 | \$108,470 |
| Employment: 10 | | HOURLY: | \$38.22 | \$28.61 | \$28.78 | \$32.75 | \$46.65 | \$52.15 |
| Region 7 | | ANNUAL: | \$71,850 | \$48,250 | \$62,050 | \$69,470 | \$80,770 | \$99,780 |
| Employment: 40 | | HOURLY: | \$34.54 | \$23.20 | \$29.83 | \$33.40 | \$38.83 | \$47.97 |
| Bismarck, ND MetroSA | | ANNUAL: | \$72,070 | \$48,250 | \$62,050 | \$70,780 | \$80,770 | \$98,520 |
| Employment: 40 | | HOURLY: | \$34.65 | \$23.20 | \$29.83 | \$34.03 | \$38.83 | \$47.36 |
| Fargo, ND-MN MetroSA | | ANNUAL: | \$81,310 | \$49,000 | \$63,340 | \$77,960 | \$101,220 | \$115,070 |
| Employment: 140 | | HOURLY: | \$39.09 | \$23.56 | \$30.45 | \$37.48 | \$48.66 | \$55.32 |
| West ND Nonmetro Area | | ANNUAL: | \$75,610 | \$50,760 | \$63,440 | \$68,300 | \$100,070 | \$100,070 |
| Employment: 20 | | HOURLY: | \$36.35 | \$24.40 | \$30.50 | \$32.84 | \$48.11 | \$48.11 |
| East ND Nonmetro Area | | ANNUAL: | \$80,330 | \$59,860 | \$64,320 | \$79,800 | \$93,050 | \$102,510 |
| Employment: 10 | | HOURLY: | \$38.62 | \$28.78 | \$30.92 | \$38.36 | \$44.73 | \$49.29 |

'N/A' indicates data or information cannot be released due to reliability, availability, or confidentiality restrictions. Since a portion of substate employment is not attributed to a region, substate areas will NOT add up to statewide totals. Rounding and the absence of suppressed data may also affect additivity.

| | WAGE ESTIMATES | | | | | |
|--|-------------------|--------------------|--------------------|--------------------------------|--------------------|--------------------|
| | Average (Mean) | 10th Percentile | 25th Percentile | 50th Percentile (Median) | 75th Percentile | 90th Percentile |

13-2051 Financial and Investment Analysts

Alternate Job Title(s): Corporate Financial Analyst; Corporate Securities Research Analyst; Institutional Commodity Analyst; Organizational Investment Analyst

Conduct quantitative analyses of information involving investment programs or financial data of public or private institutions, including valuation of businesses. Excludes Budget Analysts (13-2031), Financial Risk Specialists (13-2054), and Securities, Commodities, and Financial Services Sales Agents (41-3031).

| | | | | | | | | |
|-----------------------------------|-----|----------------|----------|----------|----------|----------|----------|-----------|
| North Dakota | | ANNUAL: | \$78,290 | \$52,060 | \$61,690 | \$77,940 | \$94,210 | \$101,400 |
| Employment: | 240 | HOURLY: | \$37.64 | \$25.03 | \$29.66 | \$37.47 | \$45.29 | \$48.75 |
| Region 4 | | ANNUAL: | \$76,500 | \$52,740 | \$61,190 | \$79,860 | \$83,600 | \$94,950 |
| Employment: | 20 | HOURLY: | \$36.78 | \$25.35 | \$29.42 | \$38.39 | \$40.19 | \$45.65 |
| Region 5 | | ANNUAL: | \$82,900 | \$60,740 | \$65,740 | \$80,890 | \$96,080 | \$109,470 |
| Employment: | 110 | HOURLY: | \$39.86 | \$29.20 | \$31.61 | \$38.89 | \$46.19 | \$52.63 |
| Region 7 | | ANNUAL: | \$72,130 | \$51,180 | \$59,710 | \$63,510 | \$81,210 | \$101,400 |
| Employment: | 80 | HOURLY: | \$34.68 | \$24.61 | \$28.71 | \$30.53 | \$39.04 | \$48.75 |
| Bismarck, ND MetroSA | | ANNUAL: | \$72,030 | \$51,180 | \$59,710 | \$63,510 | \$81,210 | \$101,400 |
| Employment: | 80 | HOURLY: | \$34.63 | \$24.61 | \$28.71 | \$30.53 | \$39.04 | \$48.75 |
| Fargo, ND-MN MetroSA | | ANNUAL: | \$84,760 | \$59,880 | \$65,740 | \$80,890 | \$96,080 | \$119,700 |
| Employment: | 110 | HOURLY: | \$40.75 | \$28.79 | \$31.61 | \$38.89 | \$46.19 | \$57.55 |
| Grand Forks, ND-MN MetroSA | | ANNUAL: | \$77,140 | \$51,630 | \$60,390 | \$79,860 | \$91,160 | \$98,820 |
| Employment: | 20 | HOURLY: | \$37.09 | \$24.82 | \$29.04 | \$38.39 | \$43.83 | \$47.51 |
| West ND Nonmetro Area | | ANNUAL: | \$70,350 | \$52,050 | \$55,510 | \$62,210 | \$89,920 | \$96,900 |
| Employment: | 20 | HOURLY: | \$33.82 | \$25.03 | \$26.69 | \$29.91 | \$43.23 | \$46.59 |
| East ND Nonmetro Area | | ANNUAL: | \$89,640 | \$60,740 | \$70,280 | \$94,210 | \$95,640 | \$125,230 |
| Employment: | 10 | HOURLY: | \$43.10 | \$29.20 | \$33.79 | \$45.29 | \$45.98 | \$60.21 |

'N/A' indicates data or information cannot be released due to reliability, availability, or confidentiality restrictions. Since a portion of substate employment is not attributed to a region, substate areas will NOT add up to statewide totals. Rounding and the absence of suppressed data may also affect additivity.

| | | | WAGE ESTIMATES | | | | | |
|---|-----|---------|-------------------|--------------------|--------------------|--------------------------------|--------------------|--------------------|
| | | | Average (Mean) | 10th Percentile | 25th Percentile | 50th Percentile (Median) | 75th Percentile | 90th Percentile |
| 13-2052 Personal Financial Advisors | | | | | | | | |
| Alternate Job Title(s): Estate Planner; Individual Pension Adviser; Personal Investment Adviser | | | | | | | | |
| Advise clients on financial plans using knowledge of tax and investment strategies, securities, insurance, pension plans, and real estate. Duties include assessing clients' assets, liabilities, cash flow, insurance coverage, tax status, and financial objectives. May also buy and sell financial assets for clients. Excludes Securities, Commodities, and Financial Services Sales Agents (41-3031). | | | | | | | | |
| North Dakota | | ANNUAL: | \$104,440 | \$37,520 | \$53,650 | \$81,160 | \$127,780 | \$206,680 |
| Employment: | 570 | HOURLY: | \$50.21 | \$18.04 | \$25.80 | \$39.02 | \$61.43 | \$99.37 |
| Region 1 | | ANNUAL: | \$118,710 | \$37,520 | \$54,750 | \$98,760 | \$134,330 | N/A |
| Employment: | 30 | HOURLY: | \$57.07 | \$18.04 | \$26.32 | \$47.48 | \$64.58 | N/A |
| Region 5 | | ANNUAL: | \$106,410 | \$45,040 | \$60,940 | \$83,460 | \$129,940 | \$171,330 |
| Employment: | 270 | HOURLY: | \$51.16 | \$21.65 | \$29.30 | \$40.12 | \$62.47 | \$82.37 |
| Region 6 | | ANNUAL: | \$109,420 | \$37,520 | \$37,520 | \$57,900 | \$127,880 | N/A |
| Employment: | 30 | HOURLY: | \$52.61 | \$18.04 | \$18.04 | \$27.84 | \$61.48 | N/A |
| Region 7 | | ANNUAL: | \$96,010 | \$36,940 | \$51,710 | \$77,980 | \$105,340 | \$173,740 |
| Employment: | 100 | HOURLY: | \$46.16 | \$17.76 | \$24.86 | \$37.49 | \$50.65 | \$83.53 |
| Bismarck, ND MetroSA | | ANNUAL: | \$92,280 | \$36,940 | \$51,710 | \$77,900 | \$97,660 | \$167,980 |
| Employment: | 90 | HOURLY: | \$44.37 | \$17.76 | \$24.86 | \$37.45 | \$46.95 | \$80.76 |
| Fargo, ND-MN MetroSA | | ANNUAL: | \$108,190 | \$46,160 | \$62,220 | \$85,400 | \$130,340 | \$174,600 |
| Employment: | 280 | HOURLY: | \$52.01 | \$22.19 | \$29.91 | \$41.06 | \$62.67 | \$83.94 |
| West ND Nonmetro Area | | ANNUAL: | \$107,040 | \$37,520 | \$51,320 | \$75,980 | \$129,210 | N/A |
| Employment: | 110 | HOURLY: | \$51.46 | \$18.04 | \$24.67 | \$36.53 | \$62.12 | N/A |
| East ND Nonmetro Area | | ANNUAL: | \$103,170 | \$37,520 | \$37,520 | \$51,320 | \$118,870 | N/A |
| Employment: | 50 | HOURLY: | \$49.60 | \$18.04 | \$18.04 | \$24.67 | \$57.15 | N/A |

13-2053 Insurance Underwriters**Alternate Job Title(s):** Automobile and Property Underwriter; Bond Underwriter; Insurance Analyst

Review individual applications for insurance to evaluate degree of risk involved and determine acceptance of applications.

| | | | | | | | | |
|------------------------------|--|---------|----------|----------|----------|----------|----------|-----------|
| North Dakota | | ANNUAL: | \$74,300 | \$47,230 | \$59,470 | \$71,990 | \$80,740 | \$118,190 |
| Employment: 210 | | HOURLY: | \$35.72 | \$22.71 | \$28.59 | \$34.61 | \$38.82 | \$56.82 |
| Region 2 | | ANNUAL: | \$75,670 | \$47,730 | \$53,140 | \$73,970 | \$98,060 | \$127,560 |
| Employment: 10 | | HOURLY: | \$36.38 | \$22.94 | \$25.55 | \$35.56 | \$47.15 | \$61.33 |
| Region 5 | | ANNUAL: | \$74,770 | \$47,090 | \$59,500 | \$71,990 | \$80,310 | \$118,190 |
| Employment: 150 | | HOURLY: | \$35.95 | \$22.64 | \$28.60 | \$34.61 | \$38.61 | \$56.82 |
| Region 7 | | ANNUAL: | \$73,290 | \$51,510 | \$56,470 | \$63,070 | \$80,470 | \$114,500 |
| Employment: 30 | | HOURLY: | \$35.23 | \$24.77 | \$27.15 | \$30.32 | \$38.69 | \$55.05 |
| Bismarck, ND MetroSA | | ANNUAL: | \$73,490 | \$55,270 | \$58,180 | \$63,070 | \$96,540 | \$114,500 |
| Employment: 20 | | HOURLY: | \$35.33 | \$26.57 | \$27.97 | \$30.32 | \$46.41 | \$55.05 |
| Fargo, ND-MN MetroSA | | ANNUAL: | \$74,730 | \$47,090 | \$59,500 | \$71,990 | \$80,310 | \$118,190 |
| Employment: 150 | | HOURLY: | \$35.93 | \$22.64 | \$28.60 | \$34.61 | \$38.61 | \$56.82 |
| West ND Nonmetro Area | | ANNUAL: | \$74,650 | \$41,830 | \$51,510 | \$73,960 | \$98,060 | \$127,560 |
| Employment: 20 | | HOURLY: | \$35.89 | \$20.11 | \$24.77 | \$35.56 | \$47.15 | \$61.33 |

'N/A' indicates data or information cannot be released due to reliability, availability, or confidentiality restrictions. Since a portion of substate employment is not attributed to a region, substate areas will NOT add up to statewide totals. Rounding and the absence of suppressed data may also affect additivity.

| | | WAGE ESTIMATES | | | | | |
|--|--|-------------------|--------------------|--------------------|--------------------------------|--------------------|--------------------|
| | | Average (Mean) | 10th Percentile | 25th Percentile | 50th Percentile (Median) | 75th Percentile | 90th Percentile |

13-2054 Financial Risk Specialists**Alternate Job Title(s):** Financial Risk Analyst

Analyze and measure exposure to credit and market risk threatening the assets, earning capacity, or economic state of an organization. May make recommendations to limit risk. Excludes Credit Analysts (13-2041).

| | | | | | | | | |
|-----------------------------|----|----------------|----------|----------|----------|----------|----------|-----------|
| North Dakota | | ANNUAL: | \$77,350 | \$39,400 | \$39,450 | \$77,190 | \$99,670 | \$126,890 |
| Employment: | 40 | HOURLY: | \$37.19 | \$18.94 | \$18.97 | \$37.11 | \$47.92 | \$61.01 |
| Region 5 | | ANNUAL: | \$80,050 | \$39,400 | \$39,400 | \$77,770 | \$99,120 | \$132,690 |
| Employment: | 30 | HOURLY: | \$38.48 | \$18.94 | \$18.94 | \$37.39 | \$47.66 | \$63.79 |
| Fargo, ND-MN MetroSA | | ANNUAL: | \$80,040 | \$39,400 | \$39,400 | \$77,770 | \$99,120 | \$132,690 |
| Employment: | 30 | HOURLY: | \$38.48 | \$18.94 | \$18.94 | \$37.39 | \$47.66 | \$63.79 |

13-2061 Financial Examiners**Alternate Job Title(s):** Bank Examiner; Financial Compliance Examiner; Home Mortgage Disclosure Act Specialist

Enforce or ensure compliance with laws and regulations governing financial and securities institutions and financial and real estate transactions. May examine, verify, or authenticate records.

| | | | | | | | | |
|-----------------------------------|-----|----------------|----------|----------|----------|----------|----------|-----------|
| North Dakota | | ANNUAL: | \$81,250 | \$54,660 | \$60,010 | \$70,950 | \$95,500 | \$123,130 |
| Employment: | 170 | HOURLY: | \$39.06 | \$26.28 | \$28.85 | \$34.11 | \$45.91 | \$59.20 |
| Region 2 | | ANNUAL: | \$60,700 | \$52,500 | \$55,480 | \$55,480 | \$61,550 | \$82,350 |
| Employment: | 10 | HOURLY: | \$29.18 | \$25.24 | \$26.67 | \$26.67 | \$29.59 | \$39.59 |
| Region 5 | | ANNUAL: | \$90,430 | \$55,480 | \$62,590 | \$82,330 | \$99,550 | \$150,840 |
| Employment: | 90 | HOURLY: | \$43.48 | \$26.67 | \$30.09 | \$39.58 | \$47.86 | \$72.52 |
| Region 7 | | ANNUAL: | \$71,470 | \$58,780 | \$61,300 | \$68,680 | \$75,630 | \$93,480 |
| Employment: | 40 | HOURLY: | \$34.36 | \$28.26 | \$29.47 | \$33.02 | \$36.36 | \$44.94 |
| Bismarck, ND MetroSA | | ANNUAL: | \$72,180 | \$58,780 | \$61,300 | \$68,830 | \$79,930 | \$96,270 |
| Employment: | 40 | HOURLY: | \$34.70 | \$28.26 | \$29.47 | \$33.09 | \$38.43 | \$46.28 |
| Fargo, ND-MN MetroSA | | ANNUAL: | \$91,500 | \$57,600 | \$63,200 | \$84,260 | \$99,980 | \$152,420 |
| Employment: | 90 | HOURLY: | \$43.99 | \$27.69 | \$30.39 | \$40.51 | \$48.07 | \$73.28 |
| Grand Forks, ND-MN MetroSA | | ANNUAL: | \$88,940 | \$60,360 | \$77,170 | \$92,810 | \$95,930 | \$128,660 |
| Employment: | 10 | HOURLY: | \$42.76 | \$29.02 | \$37.10 | \$44.62 | \$46.12 | \$61.85 |
| West ND Nonmetro Area | | ANNUAL: | \$60,770 | \$52,500 | \$55,480 | \$57,620 | \$62,260 | \$63,690 |
| Employment: | 20 | HOURLY: | \$29.22 | \$25.24 | \$26.67 | \$27.70 | \$29.93 | \$30.62 |

13-2071 Credit Counselors**Alternate Job Title(s):** Debt Management Counselor; Student Financial Aid Counselor; Student Loan Counselor

Advise and educate individuals or organizations on acquiring and managing debt. May provide guidance in determining the best type of loan and explain loan requirements or restrictions. May help develop debt management plans or student financial aid packages. May advise on credit issues, or provide budget, mortgage, bankruptcy, or student financial aid counseling.

| | | | | | | | | |
|-----------------------------------|----|----------------|----------|----------|----------|----------|----------|----------|
| North Dakota | | ANNUAL: | \$48,310 | \$39,360 | \$39,520 | \$44,740 | \$50,690 | \$58,380 |
| Employment: | 40 | HOURLY: | \$23.23 | \$18.92 | \$19.00 | \$21.51 | \$24.37 | \$28.07 |
| Region 5 | | ANNUAL: | \$51,410 | \$39,360 | \$39,360 | \$44,740 | \$50,690 | \$80,830 |
| Employment: | 20 | HOURLY: | \$24.71 | \$18.92 | \$18.92 | \$21.51 | \$24.37 | \$38.86 |
| Fargo, ND-MN MetroSA | | ANNUAL: | \$52,480 | \$39,360 | \$39,360 | \$45,480 | \$62,900 | \$80,830 |
| Employment: | 20 | HOURLY: | \$25.23 | \$18.92 | \$18.92 | \$21.87 | \$30.24 | \$38.86 |
| Grand Forks, ND-MN MetroSA | | ANNUAL: | \$52,570 | \$38,490 | \$43,750 | \$46,060 | \$62,350 | \$76,420 |
| Employment: | 10 | HOURLY: | \$25.27 | \$18.50 | \$21.03 | \$22.15 | \$29.98 | \$36.74 |

'N/A' indicates data or information cannot be released due to reliability, availability, or confidentiality restrictions. Since a portion of substate employment is not attributed to a region, substate areas will NOT add up to statewide totals. Rounding and the absence of suppressed data may also affect additivity.

| | | WAGE ESTIMATES | | | | | |
|--|-------------------|-------------------|--------------------|--------------------|--------------------------------|--------------------|--------------------|
| | | Average (Mean) | 10th Percentile | 25th Percentile | 50th Percentile (Median) | 75th Percentile | 90th Percentile |
| 13-2072 Loan Officers | | | | | | | |
| Alternate Job Title(s): Commercial Lender; Loan Reviewer; Payday Loan Officer; Real Estate Loan Officer | | | | | | | |
| Evaluate, authorize, or recommend approval of commercial, real estate, or credit loans. Advise borrowers on financial status and payment methods. Includes mortgage loan officers and agents, collection analysts, loan servicing officers, loan underwriters, and payday loan officers. | | | | | | | |
| North Dakota | Employment: 1,350 | ANNUAL: | \$81,910 | \$46,290 | \$58,820 | \$79,110 | \$101,060 |
| | | HOURLY: | \$39.38 | \$22.25 | \$28.28 | \$38.03 | \$48.59 |
| Region 1 | Employment: 70 | ANNUAL: | \$90,660 | \$47,600 | \$61,120 | \$84,700 | \$106,280 |
| | | HOURLY: | \$43.59 | \$22.88 | \$29.38 | \$40.72 | \$51.10 |
| Region 2 | Employment: 160 | ANNUAL: | \$82,570 | \$46,890 | \$59,630 | \$80,980 | \$102,990 |
| | | HOURLY: | \$39.70 | \$22.54 | \$28.67 | \$38.93 | \$49.51 |
| Region 3 | Employment: 60 | ANNUAL: | \$79,180 | \$47,100 | \$60,560 | \$78,930 | \$96,210 |
| | | HOURLY: | \$38.07 | \$22.64 | \$29.12 | \$37.94 | \$46.25 |
| Region 4 | Employment: 140 | ANNUAL: | \$79,480 | \$43,380 | \$57,880 | \$76,580 | \$96,370 |
| | | HOURLY: | \$38.21 | \$20.85 | \$27.83 | \$36.82 | \$46.33 |
| Region 5 | Employment: 400 | ANNUAL: | \$82,050 | \$46,270 | \$58,470 | \$77,740 | \$99,860 |
| | | HOURLY: | \$39.45 | \$22.24 | \$28.11 | \$37.38 | \$48.01 |
| Region 6 | Employment: 110 | ANNUAL: | \$77,810 | \$46,120 | \$60,520 | \$79,100 | \$96,150 |
| | | HOURLY: | \$37.41 | \$22.17 | \$29.09 | \$38.03 | \$46.22 |
| Region 7 | Employment: 290 | ANNUAL: | \$80,440 | \$46,320 | \$56,680 | \$78,250 | \$99,410 |
| | | HOURLY: | \$38.67 | \$22.27 | \$27.25 | \$37.62 | \$47.79 |
| Region 8 | Employment: 80 | ANNUAL: | \$83,520 | \$47,140 | \$61,900 | \$82,120 | \$102,730 |
| | | HOURLY: | \$40.16 | \$22.66 | \$29.76 | \$39.48 | \$49.39 |
| Bismarck, ND MetroSA | Employment: 250 | ANNUAL: | \$80,980 | \$46,340 | \$56,680 | \$77,750 | \$99,510 |
| | | HOURLY: | \$38.93 | \$22.28 | \$27.25 | \$37.38 | \$47.84 |
| Fargo, ND-MN MetroSA | Employment: 390 | ANNUAL: | \$82,750 | \$46,240 | \$57,430 | \$75,990 | \$100,820 |
| | | HOURLY: | \$39.79 | \$22.23 | \$27.61 | \$36.53 | \$48.47 |
| Grand Forks, ND-MN MetroSA | Employment: 120 | ANNUAL: | \$80,880 | \$41,290 | \$57,130 | \$76,580 | \$100,160 |
| | | HOURLY: | \$38.89 | \$19.85 | \$27.46 | \$36.82 | \$48.16 |
| West ND Nonmetro Area | Employment: 340 | ANNUAL: | \$83,700 | \$47,070 | \$60,270 | \$81,990 | \$102,980 |
| | | HOURLY: | \$40.24 | \$22.63 | \$28.97 | \$39.42 | \$49.51 |
| East ND Nonmetro Area | Employment: 270 | ANNUAL: | \$78,060 | \$46,760 | \$60,700 | \$79,600 | \$94,440 |
| | | HOURLY: | \$37.53 | \$22.48 | \$29.18 | \$38.27 | \$45.40 |

'N/A' indicates data or information cannot be released due to reliability, availability, or confidentiality restrictions. Since a portion of substate employment is not attributed to a region, substate areas will NOT add up to statewide totals. Rounding and the absence of suppressed data may also affect additivity.

| | | | WAGE ESTIMATES | | | | | |
|---|----|---------|-------------------|--------------------|--------------------|--------------------------------|--------------------|--------------------|
| | | | Average (Mean) | 10th Percentile | 25th Percentile | 50th Percentile (Median) | 75th Percentile | 90th Percentile |
| 13-2081 Tax Examiners and Collectors, and Revenue Agents | | | | | | | | |
| Alternate Job Title(s): Internal Revenue Service Agent; Revenue Collector; Tax Investigator | | | | | | | | |
| Determine tax liability or collect taxes from individuals or business firms according to prescribed laws and regulations. | | | | | | | | |
| North Dakota | | ANNUAL: | \$63,060 | \$39,980 | \$47,500 | \$60,180 | \$80,630 | \$99,320 |
| Employment: | 90 | HOURLY: | \$30.32 | \$19.22 | \$22.84 | \$28.93 | \$38.77 | \$47.75 |
| Region 5 | | ANNUAL: | \$80,670 | \$44,720 | \$49,430 | \$84,640 | \$103,790 | \$119,520 |
| Employment: | 20 | HOURLY: | \$38.78 | \$21.50 | \$23.76 | \$40.69 | \$49.90 | \$57.46 |
| Region 7 | | ANNUAL: | \$54,350 | \$39,190 | \$40,660 | \$48,530 | \$63,070 | \$75,030 |
| Employment: | 30 | HOURLY: | \$26.13 | \$18.84 | \$19.55 | \$23.33 | \$30.32 | \$36.07 |
| Bismarck, ND MetroSA | | ANNUAL: | \$55,320 | \$39,190 | \$40,660 | \$48,530 | \$70,930 | \$85,300 |
| Employment: | 30 | HOURLY: | \$26.60 | \$18.84 | \$19.55 | \$23.33 | \$34.10 | \$41.01 |
| Fargo, ND-MN MetroSA | | ANNUAL: | \$82,880 | \$44,720 | \$64,040 | \$84,640 | \$103,790 | \$119,520 |
| Employment: | 20 | HOURLY: | \$39.85 | \$21.50 | \$30.79 | \$40.69 | \$49.90 | \$57.46 |
| West ND Nonmetro Area | | ANNUAL: | \$58,600 | \$39,980 | \$47,910 | \$49,420 | \$61,260 | \$96,740 |
| Employment: | 20 | HOURLY: | \$28.17 | \$19.22 | \$23.03 | \$23.76 | \$29.45 | \$46.51 |
| East ND Nonmetro Area | | ANNUAL: | \$61,000 | \$47,500 | \$49,420 | \$61,080 | \$66,210 | \$81,990 |
| Employment: | 20 | HOURLY: | \$29.33 | \$22.84 | \$23.76 | \$29.37 | \$31.83 | \$39.42 |

13-2082 Tax Preparers**Alternate Job Title(s):** Income Tax Advisor; Income Tax Preparer; Licensed Tax Consultant

Prepare tax returns for individuals or small businesses. Excludes Accountants and Auditors (13-2011).

| | | | | | | | | |
|------------------------------|--|---------|----------|----------|----------|----------|----------|----------|
| North Dakota | | ANNUAL: | \$57,260 | \$32,460 | \$47,360 | \$56,780 | \$61,700 | \$80,710 |
| Employment: 160 | | HOURLY: | \$27.53 | \$15.61 | \$22.77 | \$27.30 | \$29.66 | \$38.80 |
| Region 2 | | ANNUAL: | \$61,950 | \$29,450 | \$46,040 | \$59,340 | \$69,590 | \$86,970 |
| Employment: 20 | | HOURLY: | \$29.78 | \$14.16 | \$22.13 | \$28.53 | \$33.46 | \$41.81 |
| Region 5 | | ANNUAL: | \$52,920 | \$32,460 | \$47,360 | \$48,660 | \$58,780 | \$71,090 |
| Employment: 50 | | HOURLY: | \$25.44 | \$15.60 | \$22.77 | \$23.40 | \$28.26 | \$34.18 |
| Region 7 | | ANNUAL: | \$59,750 | \$31,950 | \$47,460 | \$56,780 | \$73,140 | \$85,130 |
| Employment: 60 | | HOURLY: | \$28.72 | \$15.36 | \$22.82 | \$27.30 | \$35.16 | \$40.93 |
| Bismarck, ND MetroSA | | ANNUAL: | \$60,100 | \$30,720 | \$46,900 | \$56,780 | \$73,140 | \$85,130 |
| Employment: 60 | | HOURLY: | \$28.90 | \$14.77 | \$22.55 | \$27.30 | \$35.16 | \$40.93 |
| Fargo, ND-MN MetroSA | | ANNUAL: | \$53,290 | \$30,750 | \$47,360 | \$48,660 | \$58,780 | \$72,960 |
| Employment: 50 | | HOURLY: | \$25.62 | \$14.78 | \$22.77 | \$23.40 | \$28.26 | \$35.08 |
| West ND Nonmetro Area | | ANNUAL: | \$59,470 | \$34,830 | \$47,770 | \$57,580 | \$63,750 | \$81,290 |
| Employment: 40 | | HOURLY: | \$28.59 | \$16.75 | \$22.97 | \$27.68 | \$30.65 | \$39.08 |
| East ND Nonmetro Area | | ANNUAL: | \$47,490 | \$29,470 | \$32,460 | \$48,450 | \$59,580 | \$60,040 |
| Employment: 10 | | HOURLY: | \$22.83 | \$14.17 | \$15.61 | \$23.29 | \$28.64 | \$28.86 |

'N/A' indicates data or information cannot be released due to reliability, availability, or confidentiality restrictions. Since a portion of substate employment is not attributed to a region, substate areas will NOT add up to statewide totals. Rounding and the absence of suppressed data may also affect additivity.

| | | | WAGE ESTIMATES | | | | | |
|--|-----|---------|-------------------|--------------------|--------------------|--------------------------------|--------------------|--------------------|
| | | | Average (Mean) | 10th Percentile | 25th Percentile | 50th Percentile (Median) | 75th Percentile | 90th Percentile |
| 13-2099 Financial Specialists, All Other | | | | | | | | |
| Alternate Job Title(s): Bail Bondsman; Executor of Estate; Foreign Exchange Trader | | | | | | | | |
| All financial specialists not listed separately. | | | | | | | | |
| North Dakota | | ANNUAL: | \$74,320 | \$47,010 | \$57,010 | \$70,490 | \$84,720 | \$114,400 |
| Employment: | 200 | HOURLY: | \$35.73 | \$22.60 | \$27.41 | \$33.89 | \$40.73 | \$55.00 |
| Region 2 | | ANNUAL: | \$82,690 | \$44,720 | \$66,210 | \$81,660 | \$100,530 | \$130,000 |
| Employment: | 20 | HOURLY: | \$39.76 | \$21.50 | \$31.83 | \$39.26 | \$48.33 | \$62.50 |
| Region 4 | | ANNUAL: | \$76,060 | \$41,570 | \$60,200 | \$71,140 | \$90,690 | \$114,400 |
| Employment: | 20 | HOURLY: | \$36.57 | \$19.98 | \$28.94 | \$34.20 | \$43.60 | \$55.00 |
| Region 5 | | ANNUAL: | \$66,180 | \$44,720 | \$48,440 | \$61,800 | \$77,890 | \$91,770 |
| Employment: | 90 | HOURLY: | \$31.82 | \$21.50 | \$23.29 | \$29.71 | \$37.45 | \$44.12 |
| Region 7 | | ANNUAL: | \$81,970 | \$59,900 | \$68,640 | \$79,160 | \$92,580 | \$116,380 |
| Employment: | 40 | HOURLY: | \$39.41 | \$28.80 | \$33.00 | \$38.06 | \$44.51 | \$55.95 |
| Bismarck, ND MetroSA | | ANNUAL: | \$81,970 | \$59,900 | \$68,640 | \$79,160 | \$92,580 | \$116,380 |
| Employment: | 40 | HOURLY: | \$39.41 | \$28.80 | \$33.00 | \$38.06 | \$44.51 | \$55.95 |
| Fargo, ND-MN MetroSA | | ANNUAL: | \$65,980 | \$44,720 | \$48,440 | \$61,800 | \$77,890 | \$91,770 |
| Employment: | 90 | HOURLY: | \$31.72 | \$21.50 | \$23.29 | \$29.71 | \$37.45 | \$44.12 |
| Grand Forks, ND-MN MetroSA | | ANNUAL: | \$73,350 | \$41,570 | \$51,390 | \$68,850 | \$90,690 | \$114,400 |
| Employment: | 20 | HOURLY: | \$35.26 | \$19.98 | \$24.71 | \$33.10 | \$43.60 | \$55.00 |
| West ND Nonmetro Area | | ANNUAL: | \$84,580 | \$57,810 | \$66,210 | \$81,660 | \$100,530 | \$130,000 |
| Employment: | 30 | HOURLY: | \$40.67 | \$27.79 | \$31.83 | \$39.26 | \$48.33 | \$62.50 |
| East ND Nonmetro Area | | ANNUAL: | \$82,440 | \$47,010 | \$70,490 | \$79,940 | \$93,090 | \$122,680 |
| Employment: | 20 | HOURLY: | \$39.63 | \$22.60 | \$33.89 | \$38.43 | \$44.75 | \$58.98 |

'N/A' indicates data or information cannot be released due to reliability, availability, or confidentiality restrictions. Since a portion of substate employment is not attributed to a region, substate areas will NOT add up to statewide totals. Rounding and the absence of suppressed data may also affect additivity.

| | | WAGE ESTIMATES | | | | | |
|--|-------------------|-------------------|--------------------|--------------------|--------------------------------|--------------------|--------------------|
| | | Average (Mean) | 10th Percentile | 25th Percentile | 50th Percentile (Median) | 75th Percentile | 90th Percentile |
| 15-0000 Computer and Mathematical Occupations | | | | | | | |
| Alternate Job Title(s): N/A | | | | | | | |
| North Dakota | Employment: 7,720 | ANNUAL: | \$76,900 | \$42,190 | \$53,390 | \$73,200 | \$92,580 |
| | | HOURLY: | \$36.97 | \$20.29 | \$25.67 | \$35.19 | \$55.41 |
| Region 1 | Employment: 220 | ANNUAL: | \$79,720 | \$45,600 | \$56,790 | \$75,390 | \$95,870 |
| | | HOURLY: | \$38.32 | \$21.92 | \$27.30 | \$36.24 | \$55.40 |
| Region 2 | Employment: 360 | ANNUAL: | \$74,650 | \$46,320 | \$54,070 | \$69,560 | \$88,980 |
| | | HOURLY: | \$35.89 | \$22.27 | \$25.99 | \$33.44 | \$50.31 |
| Region 3 | Employment: 100 | ANNUAL: | \$69,530 | \$41,380 | \$51,190 | \$63,440 | \$85,070 |
| | | HOURLY: | \$33.43 | \$19.89 | \$24.61 | \$30.50 | \$48.39 |
| Region 4 | Employment: 690 | ANNUAL: | \$74,670 | \$43,620 | \$49,570 | \$68,790 | \$90,140 |
| | | HOURLY: | \$35.90 | \$20.97 | \$23.83 | \$33.07 | \$43.34 |
| Region 5 | Employment: 4,080 | ANNUAL: | \$78,030 | \$41,890 | \$54,280 | \$74,980 | \$92,710 |
| | | HOURLY: | \$37.52 | \$20.14 | \$26.10 | \$36.05 | \$57.19 |
| Region 6 | Employment: 240 | ANNUAL: | \$69,710 | \$36,610 | \$47,420 | \$62,350 | \$85,070 |
| | | HOURLY: | \$33.51 | \$17.60 | \$22.80 | \$29.98 | \$53.10 |
| Region 7 | Employment: 1,750 | ANNUAL: | \$76,080 | \$40,770 | \$54,790 | \$72,880 | \$90,270 |
| | | HOURLY: | \$36.58 | \$19.60 | \$26.34 | \$35.04 | \$43.40 |
| Region 8 | Employment: 170 | ANNUAL: | \$74,700 | \$43,770 | \$50,940 | \$67,390 | \$87,670 |
| | | HOURLY: | \$35.91 | \$21.04 | \$24.49 | \$32.40 | \$42.15 |
| Bismarck, ND MetroSA | Employment: 1,660 | ANNUAL: | \$75,950 | \$40,770 | \$54,720 | \$72,880 | \$90,270 |
| | | HOURLY: | \$36.52 | \$19.60 | \$26.31 | \$35.04 | \$43.40 |
| Fargo, ND-MN MetroSA | Employment: 4,240 | ANNUAL: | \$78,360 | \$41,910 | \$54,590 | \$74,980 | \$93,640 |
| | | HOURLY: | \$37.67 | \$20.15 | \$26.25 | \$36.05 | \$45.02 |
| Grand Forks, ND-MN MetroSA | Employment: 710 | ANNUAL: | \$75,180 | \$43,920 | \$49,910 | \$71,590 | \$90,140 |
| | | HOURLY: | \$36.14 | \$21.12 | \$24.00 | \$34.42 | \$43.34 |
| West ND Nonmetro Area | Employment: 830 | ANNUAL: | \$76,390 | \$45,600 | \$54,130 | \$70,440 | \$90,260 |
| | | HOURLY: | \$36.73 | \$21.93 | \$26.02 | \$33.87 | \$43.40 |
| East ND Nonmetro Area | Employment: 500 | ANNUAL: | \$69,790 | \$39,150 | \$49,840 | \$65,240 | \$84,670 |
| | | HOURLY: | \$33.55 | \$18.82 | \$23.96 | \$31.36 | \$50.57 |

'N/A' indicates data or information cannot be released due to reliability, availability, or confidentiality restrictions. Since a portion of substate employment is not attributed to a region, substate areas will NOT add up to statewide totals. Rounding and the absence of suppressed data may also affect additivity.

| | | | WAGE ESTIMATES | | | | | |
|--|-----|----------------|-------------------|--------------------|--------------------|--------------------------------|--------------------|--------------------|
| | | | Average (Mean) | 10th Percentile | 25th Percentile | 50th Percentile (Median) | 75th Percentile | 90th Percentile |
| 15-1211 Computer Systems Analysts | | | | | | | | |
| Alternate Job Title(s): Applications Analyst; Data Processing Systems Analyst; Information Systems Analyst; Systems Architect | | | | | | | | |
| Analyze science, engineering, business, and other data processing problems to develop and implement solutions to complex applications problems, system administration issues, or network concerns. Perform systems management and integration functions, improve existing computer systems, and review computer system capabilities, workflow, and schedule limitations. May analyze or recommend commercially available software. | | | | | | | | |
| North Dakota | | ANNUAL: | \$95,540 | \$63,820 | \$70,210 | \$84,980 | \$114,680 | \$132,210 |
| Employment: | 200 | HOURLY: | \$45.93 | \$30.68 | \$33.76 | \$40.86 | \$55.14 | \$63.56 |
| Region 4 | | ANNUAL: | \$96,150 | \$63,970 | \$76,560 | \$92,810 | \$121,740 | \$127,110 |
| Employment: | 10 | HOURLY: | \$46.23 | \$30.75 | \$36.81 | \$44.62 | \$58.53 | \$61.11 |
| Region 5 | | ANNUAL: | \$97,310 | \$63,750 | \$70,210 | \$89,460 | \$114,680 | \$133,720 |
| Employment: | 130 | HOURLY: | \$46.78 | \$30.65 | \$33.76 | \$43.01 | \$55.13 | \$64.29 |
| Region 7 | | ANNUAL: | \$89,180 | \$65,680 | \$65,680 | \$75,390 | \$109,770 | \$136,780 |
| Employment: | 30 | HOURLY: | \$42.88 | \$31.58 | \$31.58 | \$36.24 | \$52.77 | \$65.76 |
| Bismarck, ND MetroSA | | ANNUAL: | \$87,460 | \$63,960 | \$65,680 | \$75,390 | \$109,770 | \$136,770 |
| Employment: | 30 | HOURLY: | \$42.05 | \$30.75 | \$31.58 | \$36.24 | \$52.77 | \$65.76 |
| Fargo, ND-MN MetroSA | | ANNUAL: | \$95,820 | \$62,200 | \$70,210 | \$87,770 | \$114,430 | \$132,210 |
| Employment: | 150 | HOURLY: | \$46.07 | \$29.90 | \$33.76 | \$42.20 | \$55.02 | \$63.56 |
| Grand Forks, ND-MN MetroSA | | ANNUAL: | \$92,660 | \$67,540 | \$74,360 | \$79,810 | \$116,350 | \$127,110 |
| Employment: | 20 | HOURLY: | \$44.55 | \$32.47 | \$35.75 | \$38.37 | \$55.94 | \$61.11 |
| West ND Nonmetro Area | | ANNUAL: | \$91,270 | \$60,990 | \$74,330 | \$82,670 | \$97,230 | \$128,450 |
| Employment: | 20 | HOURLY: | \$43.88 | \$29.32 | \$35.74 | \$39.75 | \$46.74 | \$61.75 |

15-1212 Information Security Analysts**Alternate Job Title(s):** Computer Security Specialist; IT Risk Specialist; Network Security Analyst

Plan, implement, upgrade, or monitor security measures for the protection of computer networks and information. Assess system vulnerabilities for security risks and propose and implement risk mitigation strategies. May ensure appropriate security controls are in place that will safeguard digital files and vital electronic infrastructure. May respond to computer security breaches and viruses. Excludes Computer Network Architects (15-1241).

| | | | | | | | | |
|------------------------------|--|----------------|-----------|----------|----------|-----------|-----------|-----------|
| North Dakota | | ANNUAL: | \$90,130 | \$50,220 | \$66,150 | \$84,900 | \$107,110 | \$130,850 |
| Employment: 250 | | HOURLY: | \$43.33 | \$24.14 | \$31.80 | \$40.82 | \$51.49 | \$62.91 |
| Region 4 | | ANNUAL: | \$96,230 | \$54,310 | \$68,290 | \$100,800 | \$125,540 | \$143,610 |
| Employment: 10 | | HOURLY: | \$46.27 | \$26.11 | \$32.83 | \$48.46 | \$60.36 | \$69.04 |
| Region 5 | | ANNUAL: | \$87,320 | \$41,910 | \$65,950 | \$83,270 | \$105,090 | \$132,060 |
| Employment: 130 | | HOURLY: | \$41.98 | \$20.15 | \$31.71 | \$40.03 | \$50.52 | \$63.49 |
| Region 7 | | ANNUAL: | \$90,730 | \$65,000 | \$73,200 | \$86,920 | \$107,570 | \$130,850 |
| Employment: 80 | | HOURLY: | \$43.62 | \$31.25 | \$35.19 | \$41.79 | \$51.71 | \$62.91 |
| Bismarck, ND MetroSA | | ANNUAL: | \$89,990 | \$65,000 | \$73,200 | \$84,200 | \$103,730 | \$130,850 |
| Employment: 80 | | HOURLY: | \$43.27 | \$31.25 | \$35.19 | \$40.48 | \$49.87 | \$62.91 |
| Fargo, ND-MN MetroSA | | ANNUAL: | \$86,880 | \$41,910 | \$64,950 | \$78,700 | \$103,970 | \$132,060 |
| Employment: 130 | | HOURLY: | \$41.77 | \$20.15 | \$31.23 | \$37.84 | \$49.99 | \$63.49 |
| West ND Nonmetro Area | | ANNUAL: | \$101,630 | \$75,390 | \$75,390 | \$98,330 | \$122,480 | \$143,610 |
| Employment: 20 | | HOURLY: | \$48.86 | \$36.24 | \$36.24 | \$47.27 | \$58.88 | \$69.05 |

'N/A' indicates data or information cannot be released due to reliability, availability, or confidentiality restrictions. Since a portion of substate employment is not attributed to a region, substate areas will NOT add up to statewide totals. Rounding and the absence of suppressed data may also affect additivity.

| | | WAGE ESTIMATES | | | | | |
|---|--|-------------------|--------------------|--------------------|--------------------------------|--------------------|--------------------|
| | | Average (Mean) | 10th Percentile | 25th Percentile | 50th Percentile (Median) | 75th Percentile | 90th Percentile |
| 15-1231 Computer Network Support Specialists | | | | | | | |
| Alternate Job Title(s): Network Diagnostic Support Specialist; Network Support Technician; Network Technician | | | | | | | |
| Analyze, test, troubleshoot, and evaluate existing network systems, such as local area networks (LAN), wide area networks (WAN), cloud networks, servers, and other data communications networks. Perform network maintenance to ensure networks operate correctly with minimal interruption. Excludes Computer Network Architects (15-1241) and Network and Computer Systems Administrators (15-1244). | | | | | | | |
| North Dakota | | ANNUAL: | \$68,180 | \$42,190 | \$52,490 | \$64,710 | \$81,630 |
| Employment: 800 | | HOURLY: | \$32.78 | \$20.29 | \$25.24 | \$31.11 | \$39.25 |
| Region 1 | | ANNUAL: | \$72,400 | \$49,660 | \$53,220 | \$68,150 | \$84,190 |
| Employment: 40 | | HOURLY: | \$34.81 | \$23.87 | \$25.59 | \$32.76 | \$40.48 |
| Region 2 | | ANNUAL: | \$71,790 | \$48,680 | \$58,330 | \$67,480 | \$90,020 |
| Employment: 100 | | HOURLY: | \$34.51 | \$23.41 | \$28.04 | \$32.44 | \$43.28 |
| Region 3 | | ANNUAL: | \$68,360 | \$47,420 | \$51,810 | \$62,190 | \$83,080 |
| Employment: 40 | | HOURLY: | \$32.86 | \$22.80 | \$24.91 | \$29.90 | \$39.94 |
| Region 4 | | ANNUAL: | \$63,150 | \$40,200 | \$46,260 | \$59,550 | \$75,350 |
| Employment: 70 | | HOURLY: | \$30.36 | \$19.33 | \$22.24 | \$28.63 | \$36.23 |
| Region 5 | | ANNUAL: | \$67,380 | \$40,680 | \$50,880 | \$62,920 | \$79,640 |
| Employment: 320 | | HOURLY: | \$32.40 | \$19.56 | \$24.46 | \$30.25 | \$38.29 |
| Region 6 | | ANNUAL: | \$71,550 | \$44,980 | \$55,640 | \$75,200 | \$84,260 |
| Employment: 40 | | HOURLY: | \$34.40 | \$21.62 | \$26.75 | \$36.15 | \$40.51 |
| Region 7 | | ANNUAL: | \$66,880 | \$48,150 | \$56,260 | \$63,630 | \$76,900 |
| Employment: 170 | | HOURLY: | \$32.15 | \$23.15 | \$27.05 | \$30.59 | \$36.97 |
| Region 8 | | ANNUAL: | \$74,490 | \$47,420 | \$63,470 | \$71,780 | \$92,150 |
| Employment: 30 | | HOURLY: | \$35.81 | \$22.80 | \$30.52 | \$34.51 | \$44.30 |
| Bismarck, ND MetroSA | | ANNUAL: | \$66,520 | \$47,840 | \$56,260 | \$63,360 | \$76,100 |
| Employment: 150 | | HOURLY: | \$31.98 | \$23.00 | \$27.05 | \$30.46 | \$36.59 |
| Fargo, ND-MN MetroSA | | ANNUAL: | \$68,260 | \$40,680 | \$51,500 | \$63,140 | \$80,380 |
| Employment: 320 | | HOURLY: | \$32.82 | \$19.56 | \$24.76 | \$30.35 | \$38.64 |
| Grand Forks, ND-MN MetroSA | | ANNUAL: | \$64,260 | \$40,200 | \$46,260 | \$59,550 | \$82,660 |
| Employment: 70 | | HOURLY: | \$30.89 | \$19.33 | \$22.24 | \$28.63 | \$39.74 |
| West ND Nonmetro Area | | ANNUAL: | \$72,310 | \$48,680 | \$59,190 | \$69,990 | \$88,980 |
| Employment: 180 | | HOURLY: | \$34.77 | \$23.41 | \$28.46 | \$33.65 | \$42.78 |
| East ND Nonmetro Area | | ANNUAL: | \$68,980 | \$47,420 | \$52,090 | \$65,240 | \$83,080 |
| Employment: 110 | | HOURLY: | \$33.16 | \$22.80 | \$25.05 | \$31.36 | \$39.94 |

'N/A' indicates data or information cannot be released due to reliability, availability, or confidentiality restrictions. Since a portion of substate employment is not attributed to a region, substate areas will NOT add up to statewide totals. Rounding and the absence of suppressed data may also affect additivity.

| | | | WAGE ESTIMATES | | | | | |
|--|----------------|--|-------------------|--------------------|--------------------|--------------------------------|--------------------|--------------------|
| | | | Average (Mean) | 10th Percentile | 25th Percentile | 50th Percentile (Median) | 75th Percentile | 90th Percentile |
| 15-1232 Computer User Support Specialists | | | | | | | | |
| Alternate Job Title(s): End-User Support Specialist; Help Desk Technician; IT Support Specialist | | | | | | | | |
| Provide technical assistance to computer users. Answer questions or resolve computer problems for clients in person, via telephone, or electronically. May provide assistance concerning the use of computer hardware and software, including printing, installation, word processing, electronic mail, and operating systems. Excludes Network and Computer Systems Administrators (15-1244). | | | | | | | | |
| North Dakota | ANNUAL: | | \$58,500 | \$39,770 | \$46,500 | \$51,930 | \$68,320 | \$84,790 |
| Employment: 1,440 | HOURLY: | | \$28.12 | \$19.12 | \$22.36 | \$24.97 | \$32.85 | \$40.77 |
| Region 1 | ANNUAL: | | \$61,000 | \$43,010 | \$45,600 | \$55,580 | \$73,220 | \$85,350 |
| Employment: 50 | HOURLY: | | \$29.33 | \$20.68 | \$21.92 | \$26.72 | \$35.20 | \$41.03 |
| Region 2 | ANNUAL: | | \$62,860 | \$45,600 | \$47,950 | \$55,580 | \$82,020 | \$91,420 |
| Employment: 90 | HOURLY: | | \$30.22 | \$21.92 | \$23.05 | \$26.72 | \$39.43 | \$43.95 |
| Region 3 | ANNUAL: | | \$57,690 | \$41,370 | \$46,320 | \$54,080 | \$63,740 | \$90,860 |
| Employment: 20 | HOURLY: | | \$27.73 | \$19.89 | \$22.27 | \$26.00 | \$30.64 | \$43.68 |
| Region 4 | ANNUAL: | | \$60,500 | \$44,270 | \$47,720 | \$53,820 | \$69,890 | \$82,190 |
| Employment: 190 | HOURLY: | | \$29.09 | \$21.28 | \$22.94 | \$25.88 | \$33.60 | \$39.52 |
| Region 5 | ANNUAL: | | \$57,550 | \$39,760 | \$46,390 | \$51,040 | \$67,500 | \$84,790 |
| Employment: 680 | HOURLY: | | \$27.67 | \$19.12 | \$22.30 | \$24.54 | \$32.45 | \$40.76 |
| Region 6 | ANNUAL: | | \$52,820 | \$38,910 | \$45,600 | \$47,420 | \$55,690 | \$81,450 |
| Employment: 50 | HOURLY: | | \$25.39 | \$18.71 | \$21.92 | \$22.80 | \$26.77 | \$39.16 |
| Region 7 | ANNUAL: | | \$58,160 | \$38,360 | \$46,520 | \$54,140 | \$69,310 | \$82,540 |
| Employment: 300 | HOURLY: | | \$27.96 | \$18.44 | \$22.36 | \$26.03 | \$33.32 | \$39.68 |
| Region 8 | ANNUAL: | | \$60,380 | \$40,040 | \$45,600 | \$54,080 | \$69,290 | \$92,980 |
| Employment: 50 | HOURLY: | | \$29.03 | \$19.25 | \$21.92 | \$26.00 | \$33.31 | \$44.70 |
| Bismarck, ND MetroSA | ANNUAL: | | \$56,360 | \$38,360 | \$44,900 | \$51,360 | \$67,090 | \$80,760 |
| Employment: 280 | HOURLY: | | \$27.10 | \$18.44 | \$21.59 | \$24.69 | \$32.26 | \$38.83 |
| Fargo, ND-MN MetroSA | ANNUAL: | | \$58,120 | \$39,760 | \$46,410 | \$51,330 | \$68,020 | \$84,990 |
| Employment: 740 | HOURLY: | | \$27.94 | \$19.12 | \$22.31 | \$24.68 | \$32.70 | \$40.86 |
| Grand Forks, ND-MN MetroSA | ANNUAL: | | \$60,410 | \$44,270 | \$47,720 | \$53,950 | \$69,890 | \$83,600 |
| Employment: 200 | HOURLY: | | \$29.04 | \$21.28 | \$22.94 | \$25.94 | \$33.60 | \$40.19 |
| West ND Nonmetro Area | ANNUAL: | | \$63,550 | \$44,780 | \$47,340 | \$56,600 | \$81,070 | \$91,780 |
| Employment: 220 | HOURLY: | | \$30.55 | \$21.53 | \$22.76 | \$27.21 | \$38.98 | \$44.13 |
| East ND Nonmetro Area | ANNUAL: | | \$54,980 | \$39,280 | \$46,320 | \$50,000 | \$61,780 | \$84,000 |
| Employment: 90 | HOURLY: | | \$26.43 | \$18.88 | \$22.27 | \$24.04 | \$29.70 | \$40.39 |

'N/A' indicates data or information cannot be released due to reliability, availability, or confidentiality restrictions. Since a portion of substate employment is not attributed to a region, substate areas will NOT add up to statewide totals. Rounding and the absence of suppressed data may also affect additivity.

| | | | WAGE ESTIMATES | | | | | |
|---|-----|----------------|-------------------|--------------------|--------------------|--------------------------------|--------------------|--------------------|
| | | | Average (Mean) | 10th Percentile | 25th Percentile | 50th Percentile (Median) | 75th Percentile | 90th Percentile |
| 15-1241 Computer Network Architects | | | | | | | | |
| Alternate Job Title(s): Computer Network Engineer; Network Designer; Network Developer | | | | | | | | |
| Design and implement computer and information networks, such as local area networks (LAN), wide area networks (WAN), intranets, extranets, and other data communications networks. Perform network modeling, analysis, and planning, including analysis of capacity needs for network infrastructures. May also design network and computer security measures. May research and recommend network and data communications hardware and software. Excludes Information Security Analysts (15-1212), Computer Network Support Specialists (15-1231), and Network and Computer Systems Administrators (15-1244). | | | | | | | | |
| North Dakota | | ANNUAL: | \$103,230 | \$66,940 | \$85,860 | \$101,720 | \$120,590 | \$130,640 |
| Employment: | 170 | HOURLY: | \$49.63 | \$32.18 | \$41.28 | \$48.91 | \$57.98 | \$62.81 |
| Region 5 | | ANNUAL: | \$101,950 | \$61,360 | \$86,200 | \$101,240 | \$118,830 | \$131,330 |
| Employment: | 90 | HOURLY: | \$49.01 | \$29.50 | \$41.44 | \$48.67 | \$57.13 | \$63.14 |
| Region 7 | | ANNUAL: | \$107,150 | \$79,690 | \$89,360 | \$107,510 | \$122,380 | \$127,670 |
| Employment: | 50 | HOURLY: | \$51.51 | \$38.31 | \$42.96 | \$51.69 | \$58.83 | \$61.38 |
| Bismarck, ND MetroSA | | ANNUAL: | \$106,120 | \$75,820 | \$88,980 | \$107,220 | \$122,370 | \$127,660 |
| Employment: | 50 | HOURLY: | \$51.02 | \$36.45 | \$42.78 | \$51.55 | \$58.83 | \$61.38 |
| Fargo, ND-MN MetroSA | | ANNUAL: | \$102,690 | \$61,100 | \$86,370 | \$101,250 | \$118,830 | \$131,330 |
| Employment: | 90 | HOURLY: | \$49.37 | \$29.38 | \$41.53 | \$48.68 | \$57.13 | \$63.14 |
| Grand Forks, ND-MN MetroSA | | ANNUAL: | \$88,870 | \$62,500 | \$80,460 | \$82,630 | \$105,020 | \$119,180 |
| Employment: | 10 | HOURLY: | \$42.73 | \$30.05 | \$38.68 | \$39.73 | \$50.49 | \$57.30 |
| West ND Nonmetro Area | | ANNUAL: | \$102,780 | \$66,940 | \$85,800 | \$85,820 | \$114,500 | \$151,530 |
| Employment: | 20 | HOURLY: | \$49.41 | \$32.18 | \$41.25 | \$41.26 | \$55.05 | \$72.85 |

15-1242 Database Administrators**Alternate Job Title(s):** Database Programmer; Database Security Administrator

Administer, test, and implement computer databases, applying knowledge of database management systems. Coordinate changes to computer databases. Identify, investigate, and resolve database performance issues, database capacity, and database scalability. May plan, coordinate, and implement security measures to safeguard computer databases. Excludes Information Security Analysts (15-1212) and Database Architects (15-1243).

| | | | | | | | | |
|------------------------------|--|----------------|----------|----------|----------|----------|-----------|-----------|
| North Dakota | | ANNUAL: | \$76,720 | \$41,350 | \$47,110 | \$64,520 | \$113,900 | \$122,980 |
| Employment: 110 | | HOURLY: | \$36.88 | \$19.88 | \$22.65 | \$31.02 | \$54.76 | \$59.13 |
| Region 5 | | ANNUAL: | \$74,000 | \$34,960 | \$43,490 | \$64,520 | \$98,610 | \$129,290 |
| Employment: 60 | | HOURLY: | \$35.58 | \$16.81 | \$20.91 | \$31.02 | \$47.41 | \$62.16 |
| Region 7 | | ANNUAL: | \$82,090 | \$47,120 | \$58,820 | \$63,030 | \$113,350 | \$121,080 |
| Employment: 20 | | HOURLY: | \$39.47 | \$22.65 | \$28.28 | \$30.30 | \$54.50 | \$58.21 |
| Bismarck, ND MetroSA | | ANNUAL: | \$82,270 | \$47,110 | \$58,820 | \$63,030 | \$121,080 | \$121,090 |
| Employment: 20 | | HOURLY: | \$39.56 | \$22.65 | \$28.28 | \$30.31 | \$58.21 | \$58.22 |
| Fargo, ND-MN MetroSA | | ANNUAL: | \$74,190 | \$36,470 | \$43,490 | \$69,440 | \$98,610 | \$125,480 |
| Employment: 60 | | HOURLY: | \$35.67 | \$17.54 | \$20.91 | \$33.39 | \$47.41 | \$60.33 |
| West ND Nonmetro Area | | ANNUAL: | \$84,180 | \$42,310 | \$51,390 | \$93,820 | \$122,980 | \$122,990 |
| Employment: 10 | | HOURLY: | \$40.47 | \$20.34 | \$24.71 | \$45.11 | \$59.13 | \$59.13 |

'N/A' indicates data or information cannot be released due to reliability, availability, or confidentiality restrictions. Since a portion of substate employment is not attributed to a region, substate areas will NOT add up to statewide totals. Rounding and the absence of suppressed data may also affect additivity.

| | WAGE ESTIMATES | | | | | |
|--|-------------------|--------------------|--------------------|--------------------------------|--------------------|--------------------|
| | Average (Mean) | 10th Percentile | 25th Percentile | 50th Percentile (Median) | 75th Percentile | 90th Percentile |

15-1243 Database Architects

Alternate Job Title(s): Data Architect; Data Integration Specialist; Data Warehousing Specialist; Database Developer

Design strategies for enterprise databases, data warehouse systems, and multidimensional networks. Set standards for database operations, programming, query processes, and security. Model, design, and construct large relational databases or data warehouses. Create and optimize data models for warehouse infrastructure and workflow. Integrate new systems with existing warehouse structure and refine system performance and functionality. Excludes Database Administrators (15-1242).

| | | | | | | | | |
|-----------------------------|----|----------------|-----------|----------|----------|----------|-----------|-----------|
| North Dakota | | ANNUAL: | \$97,790 | \$71,240 | \$91,090 | \$98,420 | \$105,120 | \$114,850 |
| Employment: | 50 | HOURLY: | \$47.02 | \$34.25 | \$43.79 | \$47.32 | \$50.54 | \$55.22 |
| Region 5 | | ANNUAL: | \$97,750 | \$59,980 | \$78,030 | \$98,690 | \$105,120 | \$125,830 |
| Employment: | 20 | HOURLY: | \$46.99 | \$28.84 | \$37.51 | \$47.45 | \$50.54 | \$60.49 |
| Region 7 | | ANNUAL: | \$100,290 | \$83,510 | \$94,560 | \$98,420 | \$105,810 | \$112,690 |
| Employment: | 30 | HOURLY: | \$48.22 | \$40.15 | \$45.46 | \$47.31 | \$50.87 | \$54.18 |
| Bismarck, ND MetroSA | | ANNUAL: | \$100,290 | \$83,510 | \$94,560 | \$98,420 | \$105,810 | \$112,690 |
| Employment: | 30 | HOURLY: | \$48.22 | \$40.15 | \$45.46 | \$47.32 | \$50.87 | \$54.18 |
| Fargo, ND-MN MetroSA | | ANNUAL: | \$95,430 | \$59,990 | \$78,030 | \$98,690 | \$110,000 | \$125,830 |
| Employment: | 20 | HOURLY: | \$45.88 | \$28.84 | \$37.51 | \$47.45 | \$52.89 | \$60.49 |

'N/A' indicates data or information cannot be released due to reliability, availability, or confidentiality restrictions. Since a portion of substate employment is not attributed to a region, substate areas will NOT add up to statewide totals. Rounding and the absence of suppressed data may also affect additivity.

| | | | WAGE ESTIMATES | | | | |
|--|----------------|----------|-------------------|--------------------|--------------------|--------------------------------|--------------------|
| | | | Average (Mean) | 10th Percentile | 25th Percentile | 50th Percentile (Median) | 75th Percentile |
| 15-1244 Network and Computer Systems Administrators | | | | | | | |
| Alternate Job Title(s): Network Analyst; Network Coordinator; Wide Area Network Administrator | | | | | | | |
| Install, configure, and maintain an organization's local area network (LAN), wide area network (WAN), data communications network, operating systems, and physical and virtual servers. Perform system monitoring and verify the integrity and availability of hardware, network, and server resources and systems. Review system and application logs and verify completion of scheduled jobs, including system backups. Analyze network and server resource consumption and control user access. Install and upgrade software and maintain software licenses. May assist in network modeling, analysis, planning, and coordination between network and data communications hardware and software. Excludes Information Security Analysts (15-1212), Computer Network Support Specialists (15-1231), and Computer User Support Specialists (15-1232). | | | | | | | |
| North Dakota | ANNUAL: | \$83,360 | \$62,280 | \$66,770 | \$79,580 | \$97,000 | \$107,820 |
| Employment: 630 | HOURLY: | \$40.08 | \$29.94 | \$32.10 | \$38.26 | \$46.64 | \$51.84 |
| Region 1 | ANNUAL: | \$89,600 | \$64,800 | \$79,230 | \$86,530 | \$94,470 | \$125,360 |
| Employment: 30 | HOURLY: | \$43.08 | \$31.15 | \$38.09 | \$41.60 | \$45.42 | \$60.27 |
| Region 2 | ANNUAL: | \$90,670 | \$64,970 | \$79,230 | \$91,280 | \$97,110 | \$110,130 |
| Employment: 40 | HOURLY: | \$43.59 | \$31.23 | \$38.09 | \$43.88 | \$46.69 | \$52.95 |
| Region 4 | ANNUAL: | \$80,550 | \$62,380 | \$63,660 | \$76,910 | \$95,860 | \$112,560 |
| Employment: 50 | HOURLY: | \$38.73 | \$29.99 | \$30.61 | \$36.98 | \$46.09 | \$54.11 |
| Region 5 | ANNUAL: | \$81,250 | \$61,470 | \$63,820 | \$77,830 | \$95,090 | \$112,630 |
| Employment: 260 | HOURLY: | \$39.06 | \$29.55 | \$30.68 | \$37.42 | \$45.72 | \$54.15 |
| Region 6 | ANNUAL: | \$82,180 | \$53,630 | \$59,130 | \$76,810 | \$96,370 | \$117,140 |
| Employment: 20 | HOURLY: | \$39.51 | \$25.78 | \$28.43 | \$36.93 | \$46.33 | \$56.32 |
| Region 7 | ANNUAL: | \$84,450 | \$63,960 | \$74,540 | \$80,580 | \$98,030 | \$105,930 |
| Employment: 200 | HOURLY: | \$40.60 | \$30.75 | \$35.84 | \$38.74 | \$47.13 | \$50.93 |
| Region 8 | ANNUAL: | \$79,920 | \$58,200 | \$67,170 | \$79,230 | \$97,000 | \$97,000 |
| Employment: 20 | HOURLY: | \$38.43 | \$27.98 | \$32.29 | \$38.09 | \$46.64 | \$46.64 |
| Bismarck, ND MetroSA | ANNUAL: | \$83,700 | \$63,060 | \$74,540 | \$80,080 | \$97,260 | \$105,930 |
| Employment: 190 | HOURLY: | \$40.24 | \$30.32 | \$35.84 | \$38.50 | \$46.76 | \$50.93 |
| Fargo, ND-MN MetroSA | ANNUAL: | \$81,780 | \$62,260 | \$63,820 | \$77,830 | \$95,090 | \$112,630 |
| Employment: 270 | HOURLY: | \$39.32 | \$29.93 | \$30.68 | \$37.42 | \$45.72 | \$54.15 |
| Grand Forks, ND-MN MetroSA | ANNUAL: | \$80,240 | \$62,380 | \$63,660 | \$78,170 | \$93,620 | \$112,620 |
| Employment: 50 | HOURLY: | \$38.58 | \$29.99 | \$30.61 | \$37.58 | \$45.01 | \$54.15 |
| West ND Nonmetro Area | ANNUAL: | \$89,280 | \$64,900 | \$79,230 | \$89,730 | \$97,110 | \$110,130 |
| Employment: 90 | HOURLY: | \$42.93 | \$31.20 | \$38.09 | \$43.14 | \$46.69 | \$52.95 |
| East ND Nonmetro Area | ANNUAL: | \$87,250 | \$56,870 | \$75,820 | \$95,010 | \$102,270 | \$112,570 |
| Employment: 40 | HOURLY: | \$41.95 | \$27.34 | \$36.45 | \$45.68 | \$49.17 | \$54.12 |

'N/A' indicates data or information cannot be released due to reliability, availability, or confidentiality restrictions. Since a portion of substate employment is not attributed to a region, substate areas will NOT add up to statewide totals. Rounding and the absence of suppressed data may also affect additivity.

| | | | WAGE ESTIMATES | | | | | |
|---|-----|----------------|-------------------|--------------------|--------------------|--------------------------------|--------------------|--------------------|
| | | | Average (Mean) | 10th Percentile | 25th Percentile | 50th Percentile (Median) | 75th Percentile | 90th Percentile |
| 15-1251 Computer Programmers | | | | | | | | |
| Alternate Job Title(s): Applications Programmer; Computer Language Coder; IT Programmer; Systems Programmer | | | | | | | | |
| Create, modify, and test the code and scripts that allow computer applications to run. Work from specifications drawn up by software and web developers or other individuals. May develop and write computer programs to store, locate, and retrieve specific documents, data, and information. | | | | | | | | |
| North Dakota | | ANNUAL: | \$89,220 | \$59,380 | \$70,670 | \$80,490 | \$108,480 | \$124,110 |
| Employment: | 310 | HOURLY: | \$42.90 | \$28.55 | \$33.98 | \$38.70 | \$52.15 | \$59.67 |
| Region 4 | | ANNUAL: | \$93,300 | \$58,680 | \$77,630 | \$78,590 | \$109,500 | \$152,670 |
| Employment: | 30 | HOURLY: | \$44.85 | \$28.21 | \$37.32 | \$37.78 | \$52.64 | \$73.40 |
| Region 5 | | ANNUAL: | \$88,020 | \$54,390 | \$68,600 | \$81,690 | \$108,480 | \$123,590 |
| Employment: | 160 | HOURLY: | \$42.32 | \$26.15 | \$32.98 | \$39.27 | \$52.15 | \$59.42 |
| Region 7 | | ANNUAL: | \$86,740 | \$50,750 | \$69,830 | \$79,750 | \$101,730 | \$124,170 |
| Employment: | 70 | HOURLY: | \$41.70 | \$24.40 | \$33.57 | \$38.34 | \$48.91 | \$59.70 |
| Bismarck, ND MetroSA | | ANNUAL: | \$86,740 | \$50,750 | \$69,830 | \$79,750 | \$101,730 | \$124,170 |
| Employment: | 70 | HOURLY: | \$41.70 | \$24.40 | \$33.57 | \$38.34 | \$48.91 | \$59.70 |
| Fargo, ND-MN MetroSA | | ANNUAL: | \$90,540 | \$57,320 | \$69,040 | \$83,480 | \$108,480 | \$123,840 |
| Employment: | 170 | HOURLY: | \$43.53 | \$27.56 | \$33.19 | \$40.14 | \$52.15 | \$59.54 |
| Grand Forks, ND-MN MetroSA | | ANNUAL: | \$93,690 | \$56,960 | \$73,000 | \$78,590 | \$109,500 | \$152,670 |
| Employment: | 30 | HOURLY: | \$45.04 | \$27.39 | \$35.10 | \$37.78 | \$52.65 | \$73.40 |
| East ND Nonmetro Area | | ANNUAL: | \$84,670 | \$64,900 | \$72,170 | \$77,830 | \$107,320 | \$110,450 |
| Employment: | N/A | HOURLY: | \$40.71 | \$31.20 | \$34.70 | \$37.42 | \$51.60 | \$53.10 |

'N/A' indicates data or information cannot be released due to reliability, availability, or confidentiality restrictions. Since a portion of substate employment is not attributed to a region, substate areas will NOT add up to statewide totals. Rounding and the absence of suppressed data may also affect additivity.

| | | WAGE ESTIMATES | | | | | |
|---|--|-------------------|--------------------|--------------------|--------------------------------|--------------------|--------------------|
| | | Average (Mean) | 10th Percentile | 25th Percentile | 50th Percentile (Median) | 75th Percentile | 90th Percentile |
| 15-1252 Software Developers | | | | | | | |
| Alternate Job Title(s): Computer Applications Engineer; Computer Systems Engineer; Mobile Applications Developer; Software Applications Architect; Software Engineer; Systems Software Developer | | | | | | | |
| Research, design, and develop computer and network software or specialized utility programs. Analyze user needs and develop software solutions, applying principles and techniques of computer science, engineering, and mathematical analysis. Update software or enhance existing software capabilities. May work with computer hardware engineers to integrate hardware and software systems, and develop specifications and performance requirements. May maintain databases within an application area, working individually or coordinating database development as part of a team. | | | | | | | |
| North Dakota | | ANNUAL: | \$85,220 | \$41,920 | \$59,470 | \$84,860 | \$100,030 |
| Employment: 2,070 | | HOURLY: | \$40.97 | \$20.15 | \$28.59 | \$40.80 | \$48.09 |
| Region 1 | | ANNUAL: | \$104,030 | \$54,130 | \$62,610 | \$105,220 | \$105,250 |
| Employment: 20 | | HOURLY: | \$50.01 | \$26.02 | \$30.10 | \$50.59 | \$50.60 |
| Region 4 | | ANNUAL: | \$93,540 | \$52,550 | \$68,360 | \$84,860 | \$106,630 |
| Employment: 130 | | HOURLY: | \$44.97 | \$25.26 | \$32.87 | \$40.80 | \$51.26 |
| Region 5 | | ANNUAL: | \$83,480 | \$40,840 | \$59,460 | \$85,950 | \$99,800 |
| Employment: 1,380 | | HOURLY: | \$40.13 | \$19.63 | \$28.59 | \$41.32 | \$47.98 |
| Region 6 | | ANNUAL: | \$82,300 | \$39,760 | \$50,870 | \$76,420 | \$99,470 |
| Employment: 50 | | HOURLY: | \$39.57 | \$19.11 | \$24.46 | \$36.74 | \$47.82 |
| Region 7 | | ANNUAL: | \$82,470 | \$45,340 | \$54,790 | \$76,010 | \$97,590 |
| Employment: 410 | | HOURLY: | \$39.65 | \$21.80 | \$26.34 | \$36.54 | \$46.92 |
| Region 8 | | ANNUAL: | \$129,360 | \$54,130 | \$77,970 | \$99,850 | \$150,410 |
| Employment: 10 | | HOURLY: | \$62.19 | \$26.02 | \$37.48 | \$48.01 | \$72.31 |
| Bismarck, ND MetroSA | | ANNUAL: | \$82,150 | \$39,500 | \$54,790 | \$76,010 | \$97,530 |
| Employment: 410 | | HOURLY: | \$39.49 | \$18.99 | \$26.34 | \$36.54 | \$46.89 |
| Fargo, ND-MN MetroSA | | ANNUAL: | \$84,300 | \$40,840 | \$60,630 | \$85,950 | \$100,410 |
| Employment: 1,430 | | HOURLY: | \$40.53 | \$19.64 | \$29.15 | \$41.32 | \$48.27 |
| Grand Forks, ND-MN MetroSA | | ANNUAL: | \$94,040 | \$55,880 | \$72,110 | \$89,350 | \$106,630 |
| Employment: 140 | | HOURLY: | \$45.21 | \$26.87 | \$34.67 | \$42.96 | \$51.26 |
| West ND Nonmetro Area | | ANNUAL: | \$110,560 | \$50,650 | \$62,610 | \$99,850 | \$144,200 |
| Employment: 70 | | HOURLY: | \$53.16 | \$24.35 | \$30.10 | \$48.01 | \$69.33 |
| East ND Nonmetro Area | | ANNUAL: | \$83,850 | \$39,890 | \$54,130 | \$76,420 | \$105,190 |
| Employment: 70 | | HOURLY: | \$40.31 | \$19.18 | \$26.02 | \$36.74 | \$50.57 |

15-1253 Software Quality Assurance Analysts and Testers

Alternate Job Title(s): Applications Tester; Software Quality Assurance Technician; Software Quality Control Specialist; Software Quality Engineer; Software Test Engineer

Develop and execute software tests to identify software problems and their causes. Test system modifications to prepare for implementation. Document software and application defects using a bug tracking system and report defects to software or web developers. Create and maintain databases of known defects. May participate in software design reviews to provide input on functional requirements, operational characteristics, product designs, and schedules.

| | | | | | | | |
|-----------------------------|--|---------|----------|----------|----------|----------|----------|
| North Dakota | | ANNUAL: | \$72,870 | \$32,860 | \$74,980 | \$74,980 | \$83,090 |
| Employment: 190 | | HOURLY: | \$35.04 | \$15.80 | \$36.05 | \$36.05 | \$39.95 |
| Region 5 | | ANNUAL: | \$73,830 | \$35,780 | \$74,980 | \$74,980 | \$85,440 |
| Employment: 150 | | HOURLY: | \$35.49 | \$17.20 | \$36.05 | \$36.05 | \$41.08 |
| Fargo, ND-MN MetroSA | | ANNUAL: | \$73,830 | \$35,780 | \$74,980 | \$74,980 | \$85,440 |
| Employment: 150 | | HOURLY: | \$35.49 | \$17.20 | \$36.05 | \$36.05 | \$41.08 |

'N/A' indicates data or information cannot be released due to reliability, availability, or confidentiality restrictions. Since a portion of substate employment is not attributed to a region, substate areas will NOT add up to statewide totals. Rounding and the absence of suppressed data may also affect additivity.

| | | | WAGE ESTIMATES | | | | | |
|--|----|----------------|-------------------|--------------------|--------------------|--------------------------------|--------------------|--------------------|
| | | | Average (Mean) | 10th Percentile | 25th Percentile | 50th Percentile (Median) | 75th Percentile | 90th Percentile |
| 15-1254 Web Developers | | | | | | | | |
| Alternate Job Title(s): Intranet Developer; Web Applications Developer; Web Architect | | | | | | | | |
| Develop and implement websites, web applications, application databases, and interactive web interfaces. Evaluate code to ensure that it is properly structured, meets industry standards, and is compatible with browsers and devices. Optimize website performance, scalability, and server-side code and processes. May develop website infrastructure and integrate websites with other computer applications. Excludes Special Effects Artists and Animators (27-1014). | | | | | | | | |
| North Dakota | | ANNUAL: | \$75,980 | \$48,470 | \$57,510 | \$65,150 | \$89,110 | \$117,330 |
| Employment: | 80 | HOURLY: | \$36.53 | \$23.31 | \$27.65 | \$31.32 | \$42.84 | \$56.41 |
| Region 4 | | ANNUAL: | \$73,890 | \$44,850 | \$53,240 | \$65,150 | \$100,460 | \$100,460 |
| Employment: | 10 | HOURLY: | \$35.52 | \$21.56 | \$25.60 | \$31.32 | \$48.30 | \$48.30 |
| Region 5 | | ANNUAL: | \$82,380 | \$52,970 | \$58,510 | \$78,960 | \$98,600 | \$132,850 |
| Employment: | 50 | HOURLY: | \$39.60 | \$25.46 | \$28.13 | \$37.96 | \$47.41 | \$63.87 |
| Region 7 | | ANNUAL: | \$62,690 | \$49,010 | \$49,010 | \$63,520 | \$64,740 | \$66,830 |
| Employment: | 10 | HOURLY: | \$30.14 | \$23.56 | \$23.56 | \$30.54 | \$31.12 | \$32.13 |
| Fargo, ND-MN MetroSA | | ANNUAL: | \$80,680 | \$48,470 | \$57,510 | \$77,040 | \$98,600 | \$132,850 |
| Employment: | 50 | HOURLY: | \$38.79 | \$23.31 | \$27.65 | \$37.04 | \$47.41 | \$63.87 |
| Grand Forks, ND-MN MetroSA | | ANNUAL: | \$71,770 | \$44,840 | \$53,240 | \$65,150 | \$76,120 | \$100,460 |
| Employment: | 10 | HOURLY: | \$34.50 | \$21.56 | \$25.60 | \$31.32 | \$36.60 | \$48.30 |

15-1255 Web and Digital Interface Designers**Alternate Job Title(s):** Digital Designer; Graphic Web Designer; Web Content Specialist

Design digital user interfaces or websites. Develop and test layouts, interfaces, functionality, and navigation menus to ensure compatibility and usability across browsers or devices. May use web framework applications as well as client-side code and processes. May evaluate web design following web and accessibility standards, and may analyze web use metrics and optimize websites for marketability and search engine ranking. May design and test interfaces that facilitate the human-computer interaction and maximize the usability of digital devices, websites, and software with a focus on aesthetics and design. May create graphics used in websites and manage website content and links. Excludes Special Effects Artists and Animators (27-1014) and Graphic Designers (27-1024).

| | | | | | | | | |
|-----------------------------|----|----------------|----------|----------|----------|----------|----------|-----------|
| North Dakota | | ANNUAL: | \$60,130 | \$29,930 | \$38,880 | \$52,500 | \$66,070 | \$93,800 |
| Employment: | 90 | HOURLY: | \$28.91 | \$14.39 | \$18.69 | \$25.24 | \$31.77 | \$45.10 |
| Region 5 | | ANNUAL: | \$61,290 | \$29,930 | \$38,880 | \$52,500 | \$66,070 | \$102,430 |
| Employment: | 50 | HOURLY: | \$29.47 | \$14.39 | \$18.69 | \$25.24 | \$31.77 | \$49.24 |
| Region 7 | | ANNUAL: | \$54,920 | \$28,700 | \$38,880 | \$51,350 | \$61,780 | \$86,180 |
| Employment: | 20 | HOURLY: | \$26.40 | \$13.80 | \$18.69 | \$24.69 | \$29.70 | \$41.43 |
| Bismarck, ND MetroSA | | ANNUAL: | \$54,910 | \$28,700 | \$38,880 | \$51,350 | \$61,780 | \$86,180 |
| Employment: | 20 | HOURLY: | \$26.40 | \$13.80 | \$18.69 | \$24.69 | \$29.70 | \$41.43 |
| Fargo, ND-MN MetroSA | | ANNUAL: | \$62,630 | \$33,190 | \$44,590 | \$52,500 | \$67,970 | \$102,430 |
| Employment: | 60 | HOURLY: | \$30.11 | \$15.96 | \$21.44 | \$25.24 | \$32.68 | \$49.25 |

'N/A' indicates data or information cannot be released due to reliability, availability, or confidentiality restrictions. Since a portion of substate employment is not attributed to a region, substate areas will NOT add up to statewide totals. Rounding and the absence of suppressed data may also affect additivity.

| | | | WAGE ESTIMATES | | | | | |
|---|-----|----------------|-------------------|--------------------|--------------------|--------------------------------|--------------------|--------------------|
| | | | Average (Mean) | 10th Percentile | 25th Percentile | 50th Percentile (Median) | 75th Percentile | 90th Percentile |
| 15-1299 Computer Occupations, All Other | | | | | | | | |
| Alternate Job Title(s): Computer Console Operator; Computer Laboratory Technician; Data Center Operator | | | | | | | | |
| All computer occupations not listed separately. Excludes Computer and Information Systems Managers (11-3021), Computer Hardware Engineers (17-2061), Electrical and Electronics Engineers (17-2070), Computer Science Teachers, Postsecondary (25-1021), Special Effects Artists and Animators (27-1014), Graphic Designers (27-1024), Health Information Technologists and Medical Registrars (29-9021), and Computer, Automated Teller, and Office Machine Repairers (49-2011). | | | | | | | | |
| North Dakota | | ANNUAL: | \$69,650 | \$36,650 | \$48,650 | \$66,910 | \$82,910 | \$104,280 |
| Employment: | 950 | HOURLY: | \$33.49 | \$17.62 | \$23.39 | \$32.17 | \$39.86 | \$50.13 |
| Region 1 | | ANNUAL: | \$66,200 | \$40,000 | \$51,980 | \$63,440 | \$75,890 | \$88,230 |
| Employment: | 30 | HOURLY: | \$31.82 | \$19.23 | \$24.99 | \$30.50 | \$36.49 | \$42.42 |
| Region 2 | | ANNUAL: | \$65,180 | \$37,090 | \$51,050 | \$66,390 | \$74,030 | \$84,640 |
| Employment: | 70 | HOURLY: | \$31.34 | \$17.83 | \$24.54 | \$31.92 | \$35.59 | \$40.69 |
| Region 3 | | ANNUAL: | \$63,780 | \$28,830 | \$50,890 | \$63,250 | \$82,910 | \$100,650 |
| Employment: | 30 | HOURLY: | \$30.66 | \$13.86 | \$24.47 | \$30.41 | \$39.86 | \$48.39 |
| Region 4 | | ANNUAL: | \$66,920 | \$37,960 | \$42,880 | \$63,480 | \$81,990 | \$99,580 |
| Employment: | 110 | HOURLY: | \$32.17 | \$18.25 | \$20.62 | \$30.52 | \$39.42 | \$47.87 |
| Region 5 | | ANNUAL: | \$74,880 | \$41,550 | \$50,490 | \$68,770 | \$88,220 | \$116,340 |
| Employment: | 360 | HOURLY: | \$36.00 | \$19.97 | \$24.27 | \$33.06 | \$42.41 | \$55.93 |
| Region 6 | | ANNUAL: | \$53,570 | \$28,830 | \$34,790 | \$51,050 | \$74,030 | \$74,040 |
| Employment: | 50 | HOURLY: | \$25.75 | \$13.86 | \$16.73 | \$24.54 | \$35.59 | \$35.60 |
| Region 7 | | ANNUAL: | \$69,870 | \$37,440 | \$48,330 | \$71,720 | \$82,910 | \$103,210 |
| Employment: | 260 | HOURLY: | \$33.59 | \$18.00 | \$23.23 | \$34.48 | \$39.86 | \$49.62 |
| Region 8 | | ANNUAL: | \$58,860 | \$31,120 | \$41,600 | \$61,820 | \$66,390 | \$87,400 |
| Employment: | 30 | HOURLY: | \$28.30 | \$14.96 | \$20.00 | \$29.72 | \$31.92 | \$42.02 |
| Bismarck, ND MetroSA | | ANNUAL: | \$70,970 | \$38,730 | \$48,320 | \$72,760 | \$84,090 | \$104,000 |
| Employment: | 250 | HOURLY: | \$34.12 | \$18.62 | \$23.23 | \$34.98 | \$40.43 | \$50.00 |
| Fargo, ND-MN MetroSA | | ANNUAL: | \$75,380 | \$43,000 | \$50,010 | \$69,390 | \$89,940 | \$116,340 |
| Employment: | 350 | HOURLY: | \$36.24 | \$20.67 | \$24.04 | \$33.36 | \$43.24 | \$55.93 |
| Grand Forks, ND-MN MetroSA | | ANNUAL: | \$68,200 | \$39,360 | \$42,880 | \$63,750 | \$85,160 | \$106,950 |
| Employment: | 100 | HOURLY: | \$32.79 | \$18.92 | \$20.62 | \$30.65 | \$40.94 | \$51.42 |
| West ND Nonmetro Area | | ANNUAL: | \$62,730 | \$34,790 | \$50,900 | \$63,440 | \$74,030 | \$85,160 |
| Employment: | 150 | HOURLY: | \$30.16 | \$16.72 | \$24.47 | \$30.50 | \$35.59 | \$40.94 |
| East ND Nonmetro Area | | ANNUAL: | \$59,020 | \$28,830 | \$36,650 | \$54,080 | \$74,030 | \$86,010 |
| Employment: | 110 | HOURLY: | \$28.37 | \$13.86 | \$17.62 | \$26.00 | \$35.59 | \$41.35 |

15-2011 Actuaries**Alternate Job Title(s):** Actuarial Mathematician; Health Actuary; Insurance Actuary

Analyze statistical data, such as mortality, accident, sickness, disability, and retirement rates and construct probability tables to forecast risk and liability for payment of future benefits. May ascertain insurance rates required and cash reserves necessary to ensure payment of future benefits.

| | | | | | | | | |
|---------------------|--|----------------|-----------|----------|----------|-----------|-----------|-----------|
| North Dakota | | ANNUAL: | \$115,220 | \$78,470 | \$79,770 | \$112,740 | \$148,600 | \$151,270 |
| Employment: 20 | | HOURLY: | \$55.39 | \$37.72 | \$38.35 | \$54.20 | \$71.44 | \$72.72 |

'N/A' indicates data or information cannot be released due to reliability, availability, or confidentiality restrictions. Since a portion of substate employment is not attributed to a region, substate areas will NOT add up to statewide totals. Rounding and the absence of suppressed data may also affect additivity.

| | | | WAGE ESTIMATES | | | | | |
|--|-----|---------|-------------------|--------------------|--------------------|--------------------------------|--------------------|--------------------|
| | | | Average (Mean) | 10th Percentile | 25th Percentile | 50th Percentile (Median) | 75th Percentile | 90th Percentile |
| 15-2031 Operations Research Analysts | | | | | | | | |
| Alternate Job Title(s): Operations Analyst; Procedure Analyst; Process Analyst | | | | | | | | |
| Formulate and apply mathematical modeling and other optimizing methods to develop and interpret information that assists management with decisionmaking, policy formulation, or other managerial functions. May collect and analyze data and develop decision support software, services, or products. May develop and supply optimal time, cost, or logistics networks for program evaluation, review, or implementation. | | | | | | | | |
| North Dakota | | ANNUAL: | \$88,710 | \$50,380 | \$61,900 | \$87,870 | \$108,720 | \$138,410 |
| Employment: | 170 | HOURLY: | \$42.65 | \$24.22 | \$29.76 | \$42.25 | \$52.27 | \$66.54 |
| Region 4 | | ANNUAL: | \$69,570 | \$46,080 | \$51,760 | \$69,290 | \$79,570 | \$107,010 |
| Employment: | 20 | HOURLY: | \$33.45 | \$22.15 | \$24.88 | \$33.31 | \$38.26 | \$51.45 |
| Region 5 | | ANNUAL: | \$89,050 | \$50,390 | \$61,910 | \$80,420 | \$112,450 | \$139,720 |
| Employment: | 100 | HOURLY: | \$42.81 | \$24.22 | \$29.76 | \$38.66 | \$54.06 | \$67.17 |
| Region 7 | | ANNUAL: | \$96,190 | \$72,270 | \$87,910 | \$87,910 | \$108,720 | \$129,390 |
| Employment: | 30 | HOURLY: | \$46.24 | \$34.74 | \$42.26 | \$42.26 | \$52.27 | \$62.20 |
| Bismarck, ND MetroSA | | ANNUAL: | \$96,400 | \$72,270 | \$87,900 | \$87,900 | \$108,720 | \$129,390 |
| Employment: | 30 | HOURLY: | \$46.35 | \$34.74 | \$42.26 | \$42.26 | \$52.27 | \$62.21 |
| Fargo, ND-MN MetroSA | | ANNUAL: | \$88,510 | \$50,380 | \$61,880 | \$78,520 | \$112,450 | \$139,720 |
| Employment: | 90 | HOURLY: | \$42.56 | \$24.22 | \$29.75 | \$37.75 | \$54.06 | \$67.17 |
| West ND Nonmetro Area | | ANNUAL: | \$95,250 | \$77,890 | \$81,540 | \$95,870 | \$105,000 | \$105,000 |
| Employment: | 20 | HOURLY: | \$45.79 | \$37.45 | \$39.20 | \$46.09 | \$50.48 | \$50.48 |
| East ND Nonmetro Area | | ANNUAL: | \$84,800 | \$46,080 | \$69,300 | \$79,210 | \$109,590 | \$112,290 |
| Employment: | 20 | HOURLY: | \$40.77 | \$22.15 | \$33.32 | \$38.08 | \$52.69 | \$53.99 |

15-2041 Statisticians**Alternate Job Title(s):** Biostatistician; Statistical Analyst; Time Study Statistician

Develop or apply mathematical or statistical theory and methods to collect, organize, interpret, and summarize numerical data to provide usable information. May specialize in fields such as biostatistics, agricultural statistics, business statistics, or economic statistics. Includes mathematical and survey statisticians. Excludes Survey Researchers (19-3022).

| | | | | | | | | |
|-----------------------------|--|---------|----------|----------|----------|----------|----------|-----------|
| North Dakota | | ANNUAL: | \$73,230 | \$53,060 | \$59,760 | \$65,170 | \$80,290 | \$93,360 |
| Employment: 50 | | HOURLY: | \$35.21 | \$25.51 | \$28.73 | \$31.33 | \$38.60 | \$44.89 |
| Region 5 | | ANNUAL: | \$92,230 | \$71,890 | \$78,860 | \$80,290 | \$91,750 | \$138,720 |
| Employment: 20 | | HOURLY: | \$44.34 | \$34.56 | \$37.91 | \$38.60 | \$44.11 | \$66.69 |
| Fargo, ND-MN MetroSA | | ANNUAL: | \$90,420 | \$71,890 | \$78,860 | \$80,290 | \$83,100 | \$138,720 |
| Employment: 20 | | HOURLY: | \$43.47 | \$34.56 | \$37.91 | \$38.60 | \$39.95 | \$66.69 |

'N/A' indicates data or information cannot be released due to reliability, availability, or confidentiality restrictions. Since a portion of substate employment is not attributed to a region, substate areas will NOT add up to statewide totals. Rounding and the absence of suppressed data may also affect additivity.

| | WAGE ESTIMATES | | | | | |
|--|-------------------|--------------------|--------------------|--------------------------------|--------------------|--------------------|
| | Average (Mean) | 10th Percentile | 25th Percentile | 50th Percentile (Median) | 75th Percentile | 90th Percentile |

15-2051 Data Scientists

Alternate Job Title(s): Business Intelligence Developer; Data Analytics Specialist; Data Mining Analyst; Data Visualization Developer

Develop and implement a set of techniques or analytics applications to transform raw data into meaningful information using data-oriented programming languages and visualization software. Apply data mining, data modeling, natural language processing, and machine learning to extract and analyze information from large structured and unstructured datasets. Visualize, interpret, and report data findings. May create dynamic data reports. Excludes Statisticians (15-2041), Cartographers and Photogrammetrists (17-1021), and Health Information Technologists and Medical Registrars (29-9021).

| | | | | | | | | |
|-----------------------------|-----|----------------|----------|----------|----------|----------|-----------|-----------|
| North Dakota | | ANNUAL: | \$93,340 | \$63,740 | \$72,440 | \$91,050 | \$113,700 | \$133,190 |
| Employment: | 150 | HOURLY: | \$44.87 | \$30.65 | \$34.83 | \$43.77 | \$54.66 | \$64.04 |
| Region 4 | | ANNUAL: | \$97,460 | \$64,460 | \$71,590 | \$89,980 | \$131,620 | \$131,620 |
| Employment: | 20 | HOURLY: | \$46.86 | \$30.99 | \$34.42 | \$43.26 | \$63.28 | \$63.28 |
| Region 5 | | ANNUAL: | \$94,020 | \$63,830 | \$72,440 | \$91,050 | \$116,820 | \$133,190 |
| Employment: | 110 | HOURLY: | \$45.20 | \$30.69 | \$34.83 | \$43.77 | \$56.17 | \$64.04 |
| Region 7 | | ANNUAL: | \$79,840 | \$44,210 | \$49,980 | \$79,510 | \$97,420 | \$112,070 |
| Employment: | 10 | HOURLY: | \$38.38 | \$21.26 | \$24.03 | \$38.23 | \$46.84 | \$53.88 |
| Bismarck, ND MetroSA | | ANNUAL: | \$79,840 | \$44,210 | \$49,980 | \$79,510 | \$97,420 | \$112,070 |
| Employment: | 10 | HOURLY: | \$38.39 | \$21.26 | \$24.03 | \$38.23 | \$46.84 | \$53.88 |
| Fargo, ND-MN MetroSA | | ANNUAL: | \$94,130 | \$63,830 | \$72,440 | \$91,050 | \$116,820 | \$133,190 |
| Employment: | 110 | HOURLY: | \$45.26 | \$30.69 | \$34.83 | \$43.77 | \$56.17 | \$64.04 |

'N/A' indicates data or information cannot be released due to reliability, availability, or confidentiality restrictions. Since a portion of substate employment is not attributed to a region, substate areas will NOT add up to statewide totals. Rounding and the absence of suppressed data may also affect additivity.

| | | WAGE ESTIMATES | | | | | |
|---|-------------------|-------------------|--------------------|--------------------|--------------------------------|--------------------|--------------------|
| | | Average (Mean) | 10th Percentile | 25th Percentile | 50th Percentile (Median) | 75th Percentile | 90th Percentile |
| 17-0000 Architecture and Engineering Occupations | | | | | | | |
| Alternate Job Title(s): N/A | | | | | | | |
| North Dakota | Employment: 5,540 | ANNUAL: | \$82,990 | \$48,240 | \$61,310 | \$77,660 | \$124,800 |
| | | HOURLY: | \$39.90 | \$23.19 | \$29.47 | \$37.34 | \$60.00 |
| Region 1 | Employment: 550 | ANNUAL: | \$93,760 | \$49,110 | \$67,610 | \$85,840 | \$134,700 |
| | | HOURLY: | \$45.07 | \$23.61 | \$32.51 | \$41.27 | \$64.76 |
| Region 2 | Employment: 340 | ANNUAL: | \$93,230 | \$52,770 | \$66,670 | \$87,890 | \$140,210 |
| | | HOURLY: | \$44.82 | \$25.37 | \$32.05 | \$42.25 | \$67.41 |
| Region 3 | Employment: 60 | ANNUAL: | \$76,450 | \$50,920 | \$56,530 | \$76,540 | \$103,170 |
| | | HOURLY: | \$36.76 | \$24.48 | \$27.18 | \$36.80 | \$49.60 |
| Region 4 | Employment: 700 | ANNUAL: | \$80,420 | \$46,820 | \$61,240 | \$77,370 | \$118,030 |
| | | HOURLY: | \$38.66 | \$22.51 | \$29.44 | \$37.20 | \$56.75 |
| Region 5 | Employment: 1,790 | ANNUAL: | \$79,020 | \$47,840 | \$60,460 | \$75,190 | \$112,770 |
| | | HOURLY: | \$37.99 | \$23.00 | \$29.07 | \$36.15 | \$54.22 |
| Region 6 | Employment: 260 | ANNUAL: | \$84,490 | \$48,290 | \$65,540 | \$80,030 | \$116,880 |
| | | HOURLY: | \$40.62 | \$23.22 | \$31.51 | \$38.47 | \$56.19 |
| Region 7 | Employment: 1,500 | ANNUAL: | \$82,620 | \$48,810 | \$61,580 | \$77,160 | \$125,880 |
| | | HOURLY: | \$39.72 | \$23.47 | \$29.60 | \$37.10 | \$60.52 |
| Region 8 | Employment: 320 | ANNUAL: | \$82,370 | \$48,390 | \$59,080 | \$74,620 | \$125,190 |
| | | HOURLY: | \$39.60 | \$23.27 | \$28.40 | \$35.88 | \$60.19 |
| Bismarck, ND MetroSA | Employment: 1,370 | ANNUAL: | \$80,530 | \$48,550 | \$61,120 | \$76,850 | \$121,800 |
| | | HOURLY: | \$38.72 | \$23.34 | \$29.38 | \$36.95 | \$58.56 |
| Fargo, ND-MN MetroSA | Employment: 1,760 | ANNUAL: | \$78,880 | \$47,230 | \$60,150 | \$74,300 | \$118,280 |
| | | HOURLY: | \$37.92 | \$22.71 | \$28.92 | \$35.72 | \$56.86 |
| Grand Forks, ND-MN MetroSA | Employment: 740 | ANNUAL: | \$81,420 | \$47,280 | \$61,420 | \$77,370 | \$120,620 |
| | | HOURLY: | \$39.14 | \$22.73 | \$29.53 | \$37.20 | \$57.99 |
| West ND Nonmetro Area | Employment: 1,330 | ANNUAL: | \$91,990 | \$49,110 | \$65,550 | \$85,090 | \$134,880 |
| | | HOURLY: | \$44.23 | \$23.61 | \$31.52 | \$40.91 | \$64.85 |
| East ND Nonmetro Area | Employment: 620 | ANNUAL: | \$81,480 | \$50,920 | \$62,890 | \$78,060 | \$114,730 |
| | | HOURLY: | \$39.17 | \$24.48 | \$30.24 | \$37.53 | \$55.16 |

'N/A' indicates data or information cannot be released due to reliability, availability, or confidentiality restrictions. Since a portion of substate employment is not attributed to a region, substate areas will NOT add up to statewide totals. Rounding and the absence of suppressed data may also affect additivity.

| | | | WAGE ESTIMATES | | | | | | |
|--|-----|--|-------------------|--------------------|--------------------|--------------------------------|--------------------|--------------------|-----------|
| | | | Average (Mean) | 10th Percentile | 25th Percentile | 50th Percentile (Median) | 75th Percentile | 90th Percentile | |
| 17-1011 Architects, Except Landscape and Naval | | | | | | | | | |
| Alternate Job Title(s): Building Architect; Building Architectural Designer; Structural Architect | | | | | | | | | |
| Plan and design structures, such as private residences, office buildings, theaters, factories, and other structural property. Excludes Landscape Architects (17-1012) and Marine Engineers and Naval Architects (17-2121). | | | | | | | | | |
| North Dakota | | | ANNUAL: | \$88,330 | \$51,490 | \$61,340 | \$82,220 | \$101,100 | \$122,060 |
| Employment: | 190 | | HOURLY: | \$42.46 | \$24.75 | \$29.49 | \$39.53 | \$48.60 | \$58.69 |
| Region 4 | | | ANNUAL: | \$86,050 | \$47,790 | \$61,270 | \$79,670 | \$99,920 | \$122,060 |
| Employment: | 50 | | HOURLY: | \$41.37 | \$22.97 | \$29.45 | \$38.30 | \$48.04 | \$58.68 |
| Region 5 | | | ANNUAL: | \$86,880 | \$50,590 | \$62,150 | \$80,360 | \$101,790 | \$121,530 |
| Employment: | 80 | | HOURLY: | \$41.77 | \$24.32 | \$29.88 | \$38.64 | \$48.94 | \$58.43 |
| Region 7 | | | ANNUAL: | \$90,590 | \$50,720 | \$61,220 | \$82,400 | \$102,130 | \$125,470 |
| Employment: | 40 | | HOURLY: | \$43.55 | \$24.38 | \$29.43 | \$39.62 | \$49.10 | \$60.32 |
| Bismarck, ND MetroSA | | | ANNUAL: | \$90,590 | \$50,710 | \$61,220 | \$82,400 | \$102,130 | \$125,470 |
| Employment: | 40 | | HOURLY: | \$43.55 | \$24.38 | \$29.43 | \$39.62 | \$49.10 | \$60.32 |
| Fargo, ND-MN MetroSA | | | ANNUAL: | \$86,230 | \$48,630 | \$62,150 | \$80,360 | \$101,290 | \$121,530 |
| Employment: | 90 | | HOURLY: | \$41.46 | \$23.38 | \$29.88 | \$38.64 | \$48.70 | \$58.43 |
| Grand Forks, ND-MN MetroSA | | | ANNUAL: | \$85,510 | \$48,620 | \$61,270 | \$79,670 | \$99,200 | \$120,110 |
| Employment: | 60 | | HOURLY: | \$41.11 | \$23.37 | \$29.46 | \$38.30 | \$47.69 | \$57.74 |
| West ND Nonmetro Area | | | ANNUAL: | \$95,680 | \$83,300 | \$85,970 | \$86,520 | \$111,550 | \$128,860 |
| Employment: | 20 | | HOURLY: | \$46.00 | \$40.05 | \$41.33 | \$41.60 | \$53.63 | \$61.95 |

17-1012 Landscape Architects**Alternate Job Title(s):** Golf Course Architect; Golf Course Designer; Landscape Designer

Plan and design land areas for projects such as parks and other recreational facilities, airports, highways, hospitals, schools, land subdivisions, and commercial, industrial, and residential sites.

| | | | | | | | | |
|-----------------------------|----|---------|----------|----------|----------|----------|----------|----------|
| North Dakota | | ANNUAL: | \$64,330 | \$49,920 | \$50,110 | \$59,450 | \$80,830 | \$82,320 |
| Employment: | 20 | HOURLY: | \$30.93 | \$24.00 | \$24.09 | \$28.58 | \$38.86 | \$39.58 |
| Region 5 | | ANNUAL: | \$64,590 | \$50,040 | \$57,910 | \$59,460 | \$80,440 | \$82,540 |
| Employment: | 10 | HOURLY: | \$31.05 | \$24.06 | \$27.84 | \$28.58 | \$38.67 | \$39.68 |
| Fargo, ND-MN MetroSA | | ANNUAL: | \$64,590 | \$50,040 | \$57,910 | \$59,450 | \$80,440 | \$82,540 |
| Employment: | 10 | HOURLY: | \$31.06 | \$24.06 | \$27.84 | \$28.58 | \$38.68 | \$39.68 |

'N/A' indicates data or information cannot be released due to reliability, availability, or confidentiality restrictions. Since a portion of substate employment is not attributed to a region, substate areas will NOT add up to statewide totals. Rounding and the absence of suppressed data may also affect additivity.

| | | | WAGE ESTIMATES | | | | | | |
|---|-----|--|-------------------|--------------------|--------------------|--------------------------------|--------------------|--------------------|-----------|
| | | | Average (Mean) | 10th Percentile | 25th Percentile | 50th Percentile (Median) | 75th Percentile | 90th Percentile | |
| 17-1022 Surveyors | | | | | | | | | |
| Alternate Job Title(s): Geodetic Surveyor; Land Surveyor; Mineral Surveyor | | | | | | | | | |
| Make exact measurements and determine property boundaries. Provide data relevant to the shape, contour, gravitation, location, elevation, or dimension of land or land features on or near the earth's surface for engineering, mapmaking, mining, land evaluation, construction, and other purposes. | | | | | | | | | |
| North Dakota | | | ANNUAL: | \$71,920 | \$52,140 | \$58,390 | \$65,700 | \$79,110 | \$99,840 |
| Employment: | 310 | | HOURLY: | \$34.58 | \$25.07 | \$28.07 | \$31.59 | \$38.03 | \$48.00 |
| Region 1 | | | ANNUAL: | \$69,050 | \$48,610 | \$56,550 | \$63,570 | \$76,150 | \$95,370 |
| Employment: | 40 | | HOURLY: | \$33.20 | \$23.37 | \$27.19 | \$30.56 | \$36.61 | \$45.85 |
| Region 2 | | | ANNUAL: | \$73,240 | \$52,140 | \$57,370 | \$62,950 | \$88,400 | \$101,980 |
| Employment: | 30 | | HOURLY: | \$35.21 | \$25.07 | \$27.58 | \$30.26 | \$42.50 | \$49.03 |
| Region 4 | | | ANNUAL: | \$73,710 | \$52,730 | \$60,660 | \$74,360 | \$78,760 | \$100,540 |
| Employment: | 30 | | HOURLY: | \$35.44 | \$25.35 | \$29.16 | \$35.75 | \$37.87 | \$48.34 |
| Region 5 | | | ANNUAL: | \$72,550 | \$51,950 | \$58,280 | \$67,980 | \$79,110 | \$102,340 |
| Employment: | 70 | | HOURLY: | \$34.88 | \$24.98 | \$28.02 | \$32.68 | \$38.03 | \$49.20 |
| Region 7 | | | ANNUAL: | \$70,710 | \$53,610 | \$59,150 | \$62,890 | \$77,190 | \$97,170 |
| Employment: | 110 | | HOURLY: | \$34.00 | \$25.78 | \$28.44 | \$30.24 | \$37.11 | \$46.72 |
| Region 8 | | | ANNUAL: | \$77,620 | \$52,970 | \$60,840 | \$73,850 | \$93,400 | \$111,480 |
| Employment: | 30 | | HOURLY: | \$37.32 | \$25.47 | \$29.25 | \$35.51 | \$44.91 | \$53.60 |
| Bismarck, ND MetroSA | | | ANNUAL: | \$70,540 | \$53,610 | \$59,150 | \$62,890 | \$77,200 | \$96,870 |
| Employment: | 110 | | HOURLY: | \$33.92 | \$25.78 | \$28.44 | \$30.24 | \$37.11 | \$46.57 |
| Fargo, ND-MN MetroSA | | | ANNUAL: | \$71,400 | \$51,510 | \$58,280 | \$65,690 | \$79,000 | \$102,340 |
| Employment: | 80 | | HOURLY: | \$34.33 | \$24.77 | \$28.02 | \$31.58 | \$37.98 | \$49.20 |
| Grand Forks, ND-MN MetroSA | | | ANNUAL: | \$73,440 | \$51,760 | \$60,660 | \$74,360 | \$78,760 | \$103,890 |
| Employment: | 20 | | HOURLY: | \$35.31 | \$24.89 | \$29.16 | \$35.75 | \$37.87 | \$49.95 |
| West ND Nonmetro Area | | | ANNUAL: | \$72,990 | \$52,140 | \$56,800 | \$64,850 | \$88,400 | \$101,980 |
| Employment: | 90 | | HOURLY: | \$35.09 | \$25.07 | \$27.31 | \$31.18 | \$42.50 | \$49.03 |
| East ND Nonmetro Area | | | ANNUAL: | \$70,740 | \$47,860 | \$60,870 | \$67,370 | \$80,030 | \$93,400 |
| Employment: | 20 | | HOURLY: | \$34.01 | \$23.01 | \$29.26 | \$32.39 | \$38.47 | \$44.91 |

17-2021 Agricultural Engineers**Alternate Job Title(s):** Agricultural Production Engineer; Agricultural Research Engineer; Farm Equipment Engineer

Apply knowledge of engineering technology and biological science to agricultural problems concerned with power and machinery, electrification, structures, soil and water conservation, and processing of agricultural products.

| | | | | | | | | |
|---------------------|--|---------|----------|----------|----------|----------|-----------|-----------|
| North Dakota | | ANNUAL: | \$88,490 | \$56,530 | \$79,440 | \$91,680 | \$100,530 | \$107,540 |
| Employment: N/A | | HOURLY: | \$42.54 | \$27.18 | \$38.19 | \$44.08 | \$48.33 | \$51.70 |

'N/A' indicates data or information cannot be released due to reliability, availability, or confidentiality restrictions. Since a portion of substate employment is not attributed to a region, substate areas will NOT add up to statewide totals. Rounding and the absence of suppressed data may also affect additivity.

| | WAGE ESTIMATES | | | | | |
|--|-------------------|--------------------|--------------------|--------------------------------|--------------------|--------------------|
| | Average (Mean) | 10th Percentile | 25th Percentile | 50th Percentile (Median) | 75th Percentile | 90th Percentile |

17-2041 Chemical Engineers

Alternate Job Title(s): Fuels Engineer; Plastics Engineer; Polymerization Engineer

Design chemical plant equipment and devise processes for manufacturing chemicals and products, such as gasoline, synthetic rubber, plastics, detergents, cement, paper, and pulp, by applying principles and technology of chemistry, physics, and engineering.

| | | | | | | | | |
|------------------------------|-----|----------------|-----------|-----------|-----------|-----------|-----------|-----------|
| North Dakota | | ANNUAL: | \$115,930 | \$74,220 | \$105,590 | \$127,830 | \$129,070 | \$129,820 |
| Employment: | 80 | HOURLY: | \$55.74 | \$35.68 | \$50.76 | \$61.46 | \$62.05 | \$62.42 |
| Region 1 | | ANNUAL: | \$114,000 | \$78,740 | \$78,740 | \$129,810 | \$129,810 | \$129,810 |
| Employment: | 20 | HOURLY: | \$54.81 | \$37.85 | \$37.85 | \$62.41 | \$62.41 | \$62.41 |
| Region 7 | | ANNUAL: | \$126,070 | \$105,590 | \$105,590 | \$127,830 | \$127,830 | \$138,610 |
| Employment: | N/A | HOURLY: | \$60.61 | \$50.76 | \$50.76 | \$61.46 | \$61.46 | \$66.64 |
| West ND Nonmetro Area | | ANNUAL: | \$114,490 | \$78,730 | \$78,740 | \$129,800 | \$129,810 | \$129,840 |
| Employment: | N/A | HOURLY: | \$55.05 | \$37.85 | \$37.86 | \$62.40 | \$62.41 | \$62.42 |

'N/A' indicates data or information cannot be released due to reliability, availability, or confidentiality restrictions. Since a portion of substate employment is not attributed to a region, substate areas will NOT add up to statewide totals. Rounding and the absence of suppressed data may also affect additivity.

| | | | WAGE ESTIMATES | | | | | |
|---|---------|--|-------------------|--------------------|--------------------|--------------------------------|--------------------|--------------------|
| | | | Average (Mean) | 10th Percentile | 25th Percentile | 50th Percentile (Median) | 75th Percentile | 90th Percentile |
| 17-2051 Civil Engineers | | | | | | | | |
| Alternate Job Title(s): Bridge Engineer; Construction Engineer; Highway Engineer | | | | | | | | |
| Perform engineering duties in planning, designing, and overseeing construction and maintenance of building structures and facilities, such as roads, railroads, airports, bridges, harbors, channels, dams, irrigation projects, pipelines, power plants, and water and sewage systems. Includes architectural, structural, traffic, and geotechnical engineers. Excludes Hydrologists (19-2043). | | | | | | | | |
| North Dakota | ANNUAL: | | \$86,310 | \$60,480 | \$65,310 | \$81,130 | \$99,750 | \$123,490 |
| Employment: 1,110 | HOURLY: | | \$41.49 | \$29.08 | \$31.40 | \$39.00 | \$47.96 | \$59.37 |
| Region 1 | ANNUAL: | | \$96,620 | \$63,830 | \$71,470 | \$88,400 | \$107,550 | \$133,770 |
| Employment: 90 | HOURLY: | | \$46.45 | \$30.68 | \$34.36 | \$42.50 | \$51.71 | \$64.31 |
| Region 2 | ANNUAL: | | \$96,600 | \$62,340 | \$66,670 | \$92,910 | \$114,430 | \$142,610 |
| Employment: 70 | HOURLY: | | \$46.44 | \$29.97 | \$32.05 | \$44.67 | \$55.02 | \$68.56 |
| Region 3 | ANNUAL: | | \$87,260 | \$57,420 | \$65,800 | \$83,700 | \$101,550 | \$124,620 |
| Employment: 20 | HOURLY: | | \$41.95 | \$27.61 | \$31.64 | \$40.24 | \$48.82 | \$59.91 |
| Region 4 | ANNUAL: | | \$85,610 | \$57,860 | \$62,820 | \$80,860 | \$102,660 | \$124,920 |
| Employment: 140 | HOURLY: | | \$41.16 | \$27.82 | \$30.20 | \$38.87 | \$49.35 | \$60.06 |
| Region 5 | ANNUAL: | | \$80,530 | \$57,370 | \$61,620 | \$78,750 | \$94,620 | \$119,120 |
| Employment: 310 | HOURLY: | | \$38.72 | \$27.58 | \$29.62 | \$37.86 | \$45.49 | \$57.27 |
| Region 6 | ANNUAL: | | \$86,780 | \$62,090 | \$65,540 | \$81,090 | \$101,820 | \$126,400 |
| Employment: 20 | HOURLY: | | \$41.72 | \$29.85 | \$31.51 | \$38.98 | \$48.95 | \$60.77 |
| Region 7 | ANNUAL: | | \$86,290 | \$60,990 | \$72,750 | \$83,950 | \$98,190 | \$116,670 |
| Employment: 420 | HOURLY: | | \$41.49 | \$29.32 | \$34.98 | \$40.36 | \$47.21 | \$56.09 |
| Region 8 | ANNUAL: | | \$88,640 | \$62,090 | \$68,660 | \$88,900 | \$105,020 | \$123,490 |
| Employment: 40 | HOURLY: | | \$42.61 | \$29.85 | \$33.01 | \$42.74 | \$50.49 | \$59.37 |
| Bismarck, ND MetroSA | ANNUAL: | | \$85,850 | \$60,990 | \$72,180 | \$83,820 | \$98,120 | \$111,340 |
| Employment: 410 | HOURLY: | | \$41.28 | \$29.32 | \$34.70 | \$40.30 | \$47.17 | \$53.53 |
| Fargo, ND-MN MetroSA | ANNUAL: | | \$81,290 | \$57,370 | \$61,620 | \$79,820 | \$95,380 | \$119,120 |
| Employment: 320 | HOURLY: | | \$39.08 | \$27.58 | \$29.62 | \$38.38 | \$45.86 | \$57.27 |
| Grand Forks, ND-MN MetroSA | ANNUAL: | | \$87,620 | \$59,590 | \$64,110 | \$83,790 | \$102,990 | \$127,490 |
| Employment: 140 | HOURLY: | | \$42.13 | \$28.65 | \$30.82 | \$40.28 | \$49.52 | \$61.29 |
| West ND Nonmetro Area | ANNUAL: | | \$95,490 | \$63,100 | \$71,470 | \$91,040 | \$107,860 | \$131,840 |
| Employment: 210 | HOURLY: | | \$45.91 | \$30.34 | \$34.36 | \$43.77 | \$51.86 | \$63.39 |
| East ND Nonmetro Area | ANNUAL: | | \$86,500 | \$62,090 | \$65,540 | \$78,950 | \$101,540 | \$125,650 |
| Employment: 60 | HOURLY: | | \$41.59 | \$29.85 | \$31.51 | \$37.96 | \$48.82 | \$60.41 |

'N/A' indicates data or information cannot be released due to reliability, availability, or confidentiality restrictions. Since a portion of substate employment is not attributed to a region, substate areas will NOT add up to statewide totals. Rounding and the absence of suppressed data may also affect additivity.

| | | | WAGE ESTIMATES | | | | | |
|--|-----|---------|-------------------|--------------------|--------------------|--------------------------------|--------------------|--------------------|
| | | | Average (Mean) | 10th Percentile | 25th Percentile | 50th Percentile (Median) | 75th Percentile | 90th Percentile |
| 17-2061 Computer Hardware Engineers | | | | | | | | |
| Alternate Job Title(s): Computer Hardware Designer; Computer Hardware Developer | | | | | | | | |
| Research, design, develop, or test computer or computer-related equipment for commercial, industrial, military, or scientific use. May supervise the manufacturing and installation of computer or computer-related equipment and components. Excludes Software Developers (15-1252) and Web Developers (15-1254). | | | | | | | | |
| North Dakota | | ANNUAL: | \$112,930 | \$67,610 | \$84,510 | \$102,550 | \$124,800 | \$158,150 |
| Employment: | 150 | HOURLY: | \$54.29 | \$32.51 | \$40.63 | \$49.31 | \$60.00 | \$76.03 |
| Region 5 | | ANNUAL: | \$125,120 | \$80,910 | \$90,030 | \$124,340 | \$158,150 | \$200,970 |
| Employment: | 90 | HOURLY: | \$60.15 | \$38.90 | \$43.28 | \$59.78 | \$76.03 | \$96.62 |
| Region 7 | | ANNUAL: | \$92,690 | \$66,560 | \$83,200 | \$90,230 | \$96,740 | \$124,800 |
| Employment: | 20 | HOURLY: | \$44.56 | \$32.00 | \$40.00 | \$43.38 | \$46.51 | \$60.00 |
| Fargo, ND-MN MetroSA | | ANNUAL: | \$125,110 | \$80,910 | \$90,020 | \$124,340 | \$158,150 | \$200,970 |
| Employment: | 90 | HOURLY: | \$60.15 | \$38.90 | \$43.28 | \$59.78 | \$76.03 | \$96.62 |

17-2071 Electrical Engineers**Alternate Job Title(s):** Electrical Systems Engineer; Illuminating Engineer; Power Distribution Engineer

Research, design, develop, test, or supervise the manufacturing and installation of electrical equipment, components, or systems for commercial, industrial, military, or scientific use. Excludes Computer Hardware Engineers (17-2061).

| | | | | | | | | |
|-----------------------------------|--|---------|-----------|----------|----------|-----------|-----------|-----------|
| North Dakota | | ANNUAL: | \$102,880 | \$72,280 | \$78,530 | \$100,850 | \$105,690 | \$140,210 |
| Employment: 330 | | HOURLY: | \$49.46 | \$34.75 | \$37.75 | \$48.49 | \$50.81 | \$67.41 |
| Region 1 | | ANNUAL: | \$103,680 | \$64,180 | \$78,990 | \$92,880 | \$105,160 | \$169,980 |
| Employment: 20 | | HOURLY: | \$49.85 | \$30.86 | \$37.98 | \$44.65 | \$50.56 | \$81.72 |
| Region 2 | | ANNUAL: | \$110,300 | \$81,440 | \$98,740 | \$104,000 | \$106,370 | \$169,980 |
| Employment: 30 | | HOURLY: | \$53.03 | \$39.16 | \$47.47 | \$50.00 | \$51.14 | \$81.72 |
| Region 4 | | ANNUAL: | \$89,890 | \$50,290 | \$73,680 | \$89,940 | \$100,960 | \$127,510 |
| Employment: 40 | | HOURLY: | \$43.22 | \$24.18 | \$35.42 | \$43.24 | \$48.54 | \$61.30 |
| Region 5 | | ANNUAL: | \$98,840 | \$68,000 | \$78,410 | \$100,380 | \$102,190 | \$130,310 |
| Employment: 90 | | HOURLY: | \$47.52 | \$32.69 | \$37.70 | \$48.26 | \$49.13 | \$62.65 |
| Region 7 | | ANNUAL: | \$106,660 | \$75,690 | \$78,530 | \$100,170 | \$130,610 | \$160,680 |
| Employment: 100 | | HOURLY: | \$51.28 | \$36.39 | \$37.75 | \$48.16 | \$62.79 | \$77.25 |
| Bismarck, ND MetroSA | | ANNUAL: | \$103,270 | \$75,630 | \$78,530 | \$99,960 | \$130,610 | \$143,620 |
| Employment: 90 | | HOURLY: | \$49.65 | \$36.36 | \$37.75 | \$48.06 | \$62.80 | \$69.05 |
| Fargo, ND-MN MetroSA | | ANNUAL: | \$99,240 | \$65,920 | \$78,410 | \$100,600 | \$102,190 | \$135,760 |
| Employment: 100 | | HOURLY: | \$47.71 | \$31.69 | \$37.70 | \$48.37 | \$49.13 | \$65.27 |
| Grand Forks, ND-MN MetroSA | | ANNUAL: | \$90,320 | \$59,580 | \$73,680 | \$98,460 | \$103,770 | \$123,170 |
| Employment: 50 | | HOURLY: | \$43.42 | \$28.64 | \$35.43 | \$47.34 | \$49.89 | \$59.21 |
| West ND Nonmetro Area | | ANNUAL: | \$112,920 | \$76,920 | \$85,620 | \$104,000 | \$133,380 | \$169,980 |
| Employment: 70 | | HOURLY: | \$54.29 | \$36.98 | \$41.17 | \$50.00 | \$64.13 | \$81.72 |
| East ND Nonmetro Area | | ANNUAL: | \$100,190 | \$76,590 | \$85,620 | \$103,740 | \$104,000 | \$116,090 |
| Employment: 50 | | HOURLY: | \$48.17 | \$36.82 | \$41.16 | \$49.88 | \$50.00 | \$55.81 |

'N/A' indicates data or information cannot be released due to reliability, availability, or confidentiality restrictions. Since a portion of substate employment is not attributed to a region, substate areas will NOT add up to statewide totals. Rounding and the absence of suppressed data may also affect additivity.

| | | WAGE ESTIMATES | | | | | |
|--|--|-------------------|--------------------|--------------------|--------------------------------|--------------------|--------------------|
| | | Average (Mean) | 10th Percentile | 25th Percentile | 50th Percentile (Median) | 75th Percentile | 90th Percentile |
| 17-2072 Electronics Engineers, Except Computer | | | | | | | |
| Alternate Job Title(s): Circuit Design Engineer; Electronic Design Automation Engineer; Telecommunication Engineer | | | | | | | |
| Research, design, develop, or test electronic components and systems for commercial, industrial, military, or scientific use employing knowledge of electronic theory and materials properties. Design electronic circuits and components for use in fields such as telecommunications, aerospace guidance and propulsion control, acoustics, or instruments and controls. Excludes Computer Hardware Engineers (17-2061). | | | | | | | |
| North Dakota | | ANNUAL: | \$99,490 | \$64,670 | \$74,660 | \$86,330 | \$105,120 |
| Employment: 80 | | HOURLY: | \$47.83 | \$31.09 | \$35.89 | \$41.51 | \$50.54 |
| Region 5 | | ANNUAL: | \$89,510 | \$67,790 | \$74,660 | \$80,630 | \$100,850 |
| Employment: 30 | | HOURLY: | \$43.03 | \$32.59 | \$35.89 | \$38.77 | \$48.49 |
| Region 7 | | ANNUAL: | \$94,780 | \$70,380 | \$84,280 | \$87,880 | \$119,680 |
| Employment: 20 | | HOURLY: | \$45.57 | \$33.84 | \$40.52 | \$42.25 | \$57.54 |
| Fargo, ND-MN MetroSA | | ANNUAL: | \$89,920 | \$67,790 | \$74,660 | \$80,640 | \$96,820 |
| Employment: 30 | | HOURLY: | \$43.23 | \$32.59 | \$35.89 | \$38.77 | \$46.55 |
| West ND Nonmetro Area | | ANNUAL: | \$117,330 | \$58,390 | \$71,870 | \$89,840 | \$203,170 |
| Employment: 30 | | HOURLY: | \$56.41 | \$28.07 | \$34.55 | \$43.19 | \$97.68 |

17-2081 Environmental Engineers

Alternate Job Title(s): Environmental Remediation Engineer; Pollution Control Engineer; Soil Engineer; Water Treatment Plant Engineer

Research, design, plan, or perform engineering duties in the prevention, control, and remediation of environmental hazards using various engineering disciplines. Work may include waste treatment, site remediation, or pollution control technology.

| | | | | | | | |
|------------------------------|--|---------|-----------|----------|----------|-----------|-----------|
| North Dakota | | ANNUAL: | \$99,910 | \$64,540 | \$73,780 | \$89,520 | \$112,870 |
| Employment: 100 | | HOURLY: | \$48.04 | \$31.03 | \$35.47 | \$43.04 | \$54.27 |
| Region 2 | | ANNUAL: | \$81,370 | \$64,360 | \$67,500 | \$73,780 | \$91,230 |
| Employment: 10 | | HOURLY: | \$39.12 | \$30.94 | \$32.45 | \$35.47 | \$43.86 |
| Region 5 | | ANNUAL: | \$108,080 | \$75,080 | \$89,520 | \$91,230 | \$131,850 |
| Employment: 10 | | HOURLY: | \$51.96 | \$36.10 | \$43.04 | \$43.86 | \$63.39 |
| Region 7 | | ANNUAL: | \$94,630 | \$63,250 | \$69,200 | \$78,080 | \$94,540 |
| Employment: 50 | | HOURLY: | \$45.49 | \$30.41 | \$33.27 | \$37.54 | \$45.45 |
| Bismarck, ND MetroSA | | ANNUAL: | \$90,410 | \$63,250 | \$66,800 | \$75,970 | \$85,360 |
| Employment: 50 | | HOURLY: | \$43.47 | \$30.41 | \$32.12 | \$36.52 | \$41.04 |
| West ND Nonmetro Area | | ANNUAL: | \$107,000 | \$68,410 | \$84,930 | \$112,850 | \$112,870 |
| Employment: 30 | | HOURLY: | \$51.44 | \$32.89 | \$40.83 | \$54.26 | \$54.27 |

'N/A' indicates data or information cannot be released due to reliability, availability, or confidentiality restrictions. Since a portion of substate employment is not attributed to a region, substate areas will NOT add up to statewide totals. Rounding and the absence of suppressed data may also affect additivity.

| | | WAGE ESTIMATES | | | | | |
|--|--|-------------------|--------------------|--------------------|--------------------------------|--------------------|--------------------|
| | | Average (Mean) | 10th Percentile | 25th Percentile | 50th Percentile (Median) | 75th Percentile | 90th Percentile |
| 17-2112 Industrial Engineers | | | | | | | |
| Alternate Job Title(s): Efficiency Engineer; Manufacturing Engineer; Packaging Engineer; Production Engineer | | | | | | | |
| Design, develop, test, and evaluate integrated systems for managing industrial production processes, including human work factors, quality control, inventory control, logistics and material flow, cost analysis, and production coordination. Excludes Health and Safety Engineers, Except Mining Safety Engineers and Inspectors (17-2111). | | | | | | | |
| North Dakota | | ANNUAL: | \$88,900 | \$61,810 | \$71,930 | \$82,050 | \$103,880 |
| Employment: 480 | | HOURLY: | \$42.74 | \$29.71 | \$34.58 | \$39.45 | \$60.52 |
| Region 4 | | ANNUAL: | \$95,570 | \$64,740 | \$77,000 | \$94,060 | \$103,060 |
| Employment: 110 | | HOURLY: | \$45.95 | \$31.12 | \$37.02 | \$45.22 | \$61.62 |
| Region 5 | | ANNUAL: | \$84,470 | \$60,150 | \$65,190 | \$78,270 | \$96,630 |
| Employment: 220 | | HOURLY: | \$40.61 | \$28.92 | \$31.34 | \$37.63 | \$57.93 |
| Region 6 | | ANNUAL: | \$91,520 | \$74,030 | \$74,030 | \$88,900 | \$114,730 |
| Employment: 50 | | HOURLY: | \$44.00 | \$35.59 | \$35.59 | \$42.74 | \$55.16 |
| Region 7 | | ANNUAL: | \$96,090 | \$65,460 | \$72,100 | \$108,090 | \$117,560 |
| Employment: 50 | | HOURLY: | \$46.20 | \$31.47 | \$34.67 | \$51.97 | \$60.52 |
| Region 8 | | ANNUAL: | \$70,980 | \$48,790 | \$48,790 | \$48,790 | \$76,810 |
| Employment: 20 | | HOURLY: | \$34.12 | \$23.46 | \$23.46 | \$23.46 | \$36.93 |
| Fargo, ND-MN MetroSA | | ANNUAL: | \$84,480 | \$52,340 | \$65,190 | \$77,370 | \$95,590 |
| Employment: 200 | | HOURLY: | \$40.62 | \$25.16 | \$31.34 | \$37.20 | \$45.96 |
| Grand Forks, ND-MN MetroSA | | ANNUAL: | \$96,640 | \$62,320 | \$77,000 | \$94,060 | \$108,090 |
| Employment: 120 | | HOURLY: | \$46.46 | \$29.96 | \$37.02 | \$45.22 | \$51.97 |
| West ND Nonmetro Area | | ANNUAL: | \$95,020 | \$48,790 | \$62,630 | \$103,120 | \$123,210 |
| Employment: 60 | | HOURLY: | \$45.68 | \$23.46 | \$30.11 | \$49.58 | \$59.24 |
| East ND Nonmetro Area | | ANNUAL: | \$87,880 | \$62,670 | \$74,030 | \$82,050 | \$104,470 |
| Employment: 140 | | HOURLY: | \$42.25 | \$30.13 | \$35.59 | \$39.45 | \$50.23 |

17-2131 Materials Engineers**Alternate Job Title(s):** Automotive Sheet Metal Engineer; Forensic Materials Engineer; Metallographer

Evaluate materials and develop machinery and processes to manufacture materials for use in products that must meet specialized design and performance specifications. Develop new uses for known materials. Includes those engineers working with composite materials or specializing in one type of material, such as graphite, metal and metal alloys, ceramics and glass, plastics and polymers, and naturally occurring materials. Includes metallurgists and metallurgical engineers, ceramic engineers, and welding engineers.

| | | | | | | | | |
|---------------------|--|---------|-----------|----------|----------|----------|-----------|-----------|
| North Dakota | | ANNUAL: | \$105,510 | \$73,360 | \$79,410 | \$97,720 | \$130,260 | \$165,750 |
| Employment: 10 | | HOURLY: | \$50.73 | \$35.27 | \$38.18 | \$46.98 | \$62.63 | \$79.69 |

'N/A' indicates data or information cannot be released due to reliability, availability, or confidentiality restrictions. Since a portion of substate employment is not attributed to a region, substate areas will NOT add up to statewide totals. Rounding and the absence of suppressed data may also affect additivity.

| | | WAGE ESTIMATES | | | | | |
|---|--|-------------------|--------------------|--------------------|--------------------------------|--------------------|--------------------|
| | | Average (Mean) | 10th Percentile | 25th Percentile | 50th Percentile (Median) | 75th Percentile | 90th Percentile |
| 17-2141 Mechanical Engineers | | | | | | | |
| Alternate Job Title(s): Combustion Engineer; Engine Designer; Heating and Cooling Systems Engineer; Tool and Die Engineer | | | | | | | |
| Perform engineering duties in planning and designing tools, engines, machines, and other mechanically functioning equipment. Oversee installation, operation, maintenance, and repair of equipment such as centralized heat, gas, water, and steam systems. | | | | | | | |
| North Dakota | | ANNUAL: | \$85,530 | \$52,500 | \$63,010 | \$78,050 | \$102,860 |
| Employment: 600 | | HOURLY: | \$41.12 | \$25.24 | \$30.29 | \$37.52 | \$49.45 |
| Region 2 | | ANNUAL: | \$95,010 | \$45,030 | \$72,760 | \$94,690 | \$115,580 |
| Employment: 20 | | HOURLY: | \$45.68 | \$21.65 | \$34.98 | \$45.52 | \$55.57 |
| Region 4 | | ANNUAL: | \$84,420 | \$53,420 | \$66,340 | \$77,370 | \$102,020 |
| Employment: 90 | | HOURLY: | \$40.59 | \$25.68 | \$31.89 | \$37.20 | \$49.05 |
| Region 5 | | ANNUAL: | \$79,890 | \$47,840 | \$61,310 | \$76,430 | \$95,930 |
| Employment: 280 | | HOURLY: | \$38.41 | \$23.00 | \$29.48 | \$36.74 | \$46.12 |
| Region 6 | | ANNUAL: | \$88,840 | \$46,450 | \$77,870 | \$81,630 | \$105,190 |
| Employment: 30 | | HOURLY: | \$42.71 | \$22.33 | \$37.44 | \$39.25 | \$50.57 |
| Region 7 | | ANNUAL: | \$93,000 | \$52,640 | \$69,980 | \$82,660 | \$106,030 |
| Employment: 160 | | HOURLY: | \$44.71 | \$25.31 | \$33.64 | \$39.74 | \$50.98 |
| Bismarck, ND MetroSA | | ANNUAL: | \$89,420 | \$52,620 | \$63,760 | \$82,660 | \$104,430 |
| Employment: 140 | | HOURLY: | \$42.99 | \$25.30 | \$30.65 | \$39.74 | \$50.21 |
| Fargo, ND-MN MetroSA | | ANNUAL: | \$78,630 | \$47,840 | \$61,160 | \$74,840 | \$94,810 |
| Employment: 240 | | HOURLY: | \$37.81 | \$23.00 | \$29.41 | \$35.98 | \$45.58 |
| Grand Forks, ND-MN MetroSA | | ANNUAL: | \$84,880 | \$57,090 | \$66,340 | \$77,370 | \$102,020 |
| Employment: 90 | | HOURLY: | \$40.81 | \$27.45 | \$31.90 | \$37.20 | \$49.05 |
| West ND Nonmetro Area | | ANNUAL: | \$105,620 | \$56,640 | \$75,630 | \$104,320 | \$134,880 |
| Employment: 60 | | HOURLY: | \$50.78 | \$27.23 | \$36.36 | \$50.16 | \$64.85 |
| East ND Nonmetro Area | | ANNUAL: | \$84,170 | \$57,670 | \$66,910 | \$81,630 | \$102,730 |
| Employment: 110 | | HOURLY: | \$40.47 | \$27.73 | \$32.17 | \$39.25 | \$49.39 |

17-2151 Mining and Geological Engineers, Including Mining Safety Engineers**Alternate Job Title(s):** Geophysical Engineer; Mineral Engineer; Seismic Engineer

Conduct subsurface surveys to identify the characteristics of potential land or mining development sites. May specify the ground support systems, processes, and equipment for safe, economical, and environmentally sound extraction or underground construction activities. May inspect areas for unsafe geological conditions, equipment, and working conditions. May design, implement, and coordinate mine safety programs. Excludes Petroleum Engineers (17-2171).

| | | | | | | | |
|-----------------|--|----------------|-----------|----------|----------|-----------|-----------|
| Region 7 | | ANNUAL: | \$117,600 | \$99,050 | \$99,240 | \$121,960 | \$129,480 |
| Employment: 20 | | HOURLY: | \$56.54 | \$47.62 | \$47.71 | \$58.63 | \$62.25 |

'N/A' indicates data or information cannot be released due to reliability, availability, or confidentiality restrictions. Since a portion of substate employment is not attributed to a region, substate areas will NOT add up to statewide totals. Rounding and the absence of suppressed data may also affect additivity.

| | | | WAGE ESTIMATES | | | | | |
|---|-----|----------------|-------------------|--------------------|--------------------|--------------------------------|--------------------|--------------------|
| | | | Average (Mean) | 10th Percentile | 25th Percentile | 50th Percentile (Median) | 75th Percentile | 90th Percentile |
| 17-2171 Petroleum Engineers | | | | | | | | |
| Alternate Job Title(s): Natural Gas Engineer; Oil Drilling Engineer; Oil Exploration Engineer | | | | | | | | |
| Devise methods to improve oil and gas extraction and production and determine the need for new or modified tool designs. Oversee drilling and offer technical advice. | | | | | | | | |
| North Dakota | | ANNUAL: | \$113,960 | \$80,850 | \$83,880 | \$103,120 | \$132,210 | \$154,100 |
| Employment: | 210 | HOURLY: | \$54.79 | \$38.87 | \$40.33 | \$49.58 | \$63.56 | \$74.09 |
| Region 1 | | ANNUAL: | \$112,490 | \$80,850 | \$83,430 | \$103,120 | \$128,740 | \$154,090 |
| Employment: | 130 | HOURLY: | \$54.08 | \$38.87 | \$40.11 | \$49.57 | \$61.89 | \$74.08 |
| Region 8 | | ANNUAL: | \$117,450 | \$82,470 | \$100,690 | \$102,650 | \$132,830 | \$154,100 |
| Employment: | 40 | HOURLY: | \$56.47 | \$39.65 | \$48.41 | \$49.35 | \$63.86 | \$74.08 |
| West ND Nonmetro Area | | ANNUAL: | \$114,210 | \$80,850 | \$83,900 | \$103,120 | \$132,210 | \$154,100 |
| Employment: | 200 | HOURLY: | \$54.91 | \$38.87 | \$40.34 | \$49.58 | \$63.56 | \$74.09 |

17-2199 Engineers, All Other

Alternate Job Title(s): Calibration Engineer; Metrologist; Optical Engineer; Ordnance Engineer; Photonics Engineer; Salvage Engineer

All engineers not listed separately. Excludes Sales Engineers (41-9031), Locomotive Engineers (53-4011), and Ship Engineers (53-5031).

| | | | | | | | | |
|-----------------------------------|--|----------------|-----------|----------|----------|-----------|-----------|-----------|
| North Dakota | | ANNUAL: | \$97,180 | \$68,720 | \$77,700 | \$95,620 | \$108,940 | \$131,450 |
| Employment: 170 | | HOURLY: | \$46.72 | \$33.04 | \$37.36 | \$45.97 | \$52.38 | \$63.20 |
| Region 2 | | ANNUAL: | \$109,940 | \$68,720 | \$91,850 | \$105,180 | \$143,310 | \$147,810 |
| Employment: 20 | | HOURLY: | \$52.86 | \$33.04 | \$44.16 | \$50.56 | \$68.90 | \$71.06 |
| Region 4 | | ANNUAL: | \$91,150 | \$64,180 | \$77,920 | \$84,640 | \$103,760 | \$123,560 |
| Employment: 40 | | HOURLY: | \$43.82 | \$30.85 | \$37.46 | \$40.69 | \$49.88 | \$59.40 |
| Region 5 | | ANNUAL: | \$96,570 | \$74,820 | \$77,510 | \$99,680 | \$106,540 | \$124,740 |
| Employment: 60 | | HOURLY: | \$46.43 | \$35.97 | \$37.26 | \$47.92 | \$51.22 | \$59.97 |
| Region 7 | | ANNUAL: | \$92,850 | \$68,720 | \$77,670 | \$94,870 | \$107,120 | \$127,530 |
| Employment: 30 | | HOURLY: | \$44.64 | \$33.04 | \$37.34 | \$45.61 | \$51.50 | \$61.31 |
| Bismarck, ND MetroSA | | ANNUAL: | \$96,160 | \$77,660 | \$77,670 | \$94,870 | \$105,240 | \$115,700 |
| Employment: 20 | | HOURLY: | \$46.23 | \$37.34 | \$37.34 | \$45.61 | \$50.60 | \$55.62 |
| Fargo, ND-MN MetroSA | | ANNUAL: | \$94,770 | \$70,020 | \$77,490 | \$99,560 | \$106,540 | \$124,740 |
| Employment: 50 | | HOURLY: | \$45.56 | \$33.66 | \$37.26 | \$47.87 | \$51.22 | \$59.97 |
| Grand Forks, ND-MN MetroSA | | ANNUAL: | \$89,890 | \$67,180 | \$69,200 | \$77,920 | \$100,530 | \$123,560 |
| Employment: 40 | | HOURLY: | \$43.22 | \$32.30 | \$33.27 | \$37.46 | \$48.33 | \$59.40 |
| West ND Nonmetro Area | | ANNUAL: | \$99,770 | \$64,360 | \$68,720 | \$98,800 | \$121,260 | \$147,780 |
| Employment: 40 | | HOURLY: | \$47.97 | \$30.94 | \$33.04 | \$47.50 | \$58.30 | \$71.05 |
| East ND Nonmetro Area | | ANNUAL: | \$102,770 | \$71,280 | \$78,890 | \$101,340 | \$122,580 | \$157,050 |
| Employment: 20 | | HOURLY: | \$49.41 | \$34.27 | \$37.93 | \$48.72 | \$58.93 | \$75.50 |

'N/A' indicates data or information cannot be released due to reliability, availability, or confidentiality restrictions. Since a portion of substate employment is not attributed to a region, substate areas will NOT add up to statewide totals. Rounding and the absence of suppressed data may also affect additivity.

| | | WAGE ESTIMATES | | | | | |
|--|--|-------------------|--------------------|--------------------|--------------------------------|--------------------|--------------------|
| | | Average (Mean) | 10th Percentile | 25th Percentile | 50th Percentile (Median) | 75th Percentile | 90th Percentile |
| 17-3011 Architectural and Civil Drafters | | | | | | | |
| Alternate Job Title(s): Building Drafter; Civil Computer-Aided Design and Drafting Technician; Structural Drafter | | | | | | | |
| Prepare detailed drawings of architectural and structural features of buildings or drawings and topographical relief maps used in civil engineering projects, such as highways, bridges, and public works. Use knowledge of building materials, engineering practices, and mathematics to complete drawings. | | | | | | | |
| North Dakota | | ANNUAL: | \$54,820 | \$41,130 | \$45,700 | \$50,310 | \$62,590 |
| Employment: 310 | | HOURLY: | \$26.36 | \$19.77 | \$21.97 | \$24.19 | \$30.09 |
| Region 1 | | ANNUAL: | \$55,340 | \$38,600 | \$48,530 | \$59,670 | \$66,540 |
| Employment: 20 | | HOURLY: | \$26.61 | \$18.56 | \$23.33 | \$28.69 | \$31.99 |
| Region 4 | | ANNUAL: | \$54,730 | \$38,080 | \$45,310 | \$59,110 | \$62,590 |
| Employment: 40 | | HOURLY: | \$26.31 | \$18.31 | \$21.78 | \$28.42 | \$30.09 |
| Region 5 | | ANNUAL: | \$53,710 | \$39,320 | \$45,390 | \$49,020 | \$60,460 |
| Employment: 140 | | HOURLY: | \$25.82 | \$18.90 | \$21.82 | \$23.57 | \$29.07 |
| Region 6 | | ANNUAL: | \$57,510 | \$46,150 | \$48,220 | \$58,250 | \$66,070 |
| Employment: 10 | | HOURLY: | \$27.65 | \$22.19 | \$23.18 | \$28.01 | \$31.77 |
| Region 7 | | ANNUAL: | \$54,580 | \$45,170 | \$45,700 | \$49,610 | \$63,490 |
| Employment: 80 | | HOURLY: | \$26.24 | \$21.72 | \$21.97 | \$23.85 | \$30.52 |
| Region 8 | | ANNUAL: | \$57,910 | \$46,610 | \$50,670 | \$57,970 | \$59,380 |
| Employment: 10 | | HOURLY: | \$27.84 | \$22.41 | \$24.36 | \$27.87 | \$28.55 |
| Bismarck, ND MetroSA | | ANNUAL: | \$54,690 | \$45,170 | \$45,700 | \$50,010 | \$63,490 |
| Employment: 80 | | HOURLY: | \$26.30 | \$21.72 | \$21.97 | \$24.04 | \$30.52 |
| Fargo, ND-MN MetroSA | | ANNUAL: | \$54,080 | \$41,130 | \$45,390 | \$49,530 | \$60,800 |
| Employment: 130 | | HOURLY: | \$26.00 | \$19.77 | \$21.82 | \$23.81 | \$29.23 |
| Grand Forks, ND-MN MetroSA | | ANNUAL: | \$55,050 | \$38,080 | \$45,300 | \$59,110 | \$62,460 |
| Employment: 40 | | HOURLY: | \$26.47 | \$18.31 | \$21.78 | \$28.42 | \$30.03 |
| West ND Nonmetro Area | | ANNUAL: | \$57,870 | \$38,600 | \$48,530 | \$57,970 | \$66,540 |
| Employment: 40 | | HOURLY: | \$27.82 | \$18.56 | \$23.33 | \$27.87 | \$31.99 |
| East ND Nonmetro Area | | ANNUAL: | \$55,730 | \$38,010 | \$47,260 | \$58,250 | \$66,070 |
| Employment: 30 | | HOURLY: | \$26.79 | \$18.28 | \$22.72 | \$28.01 | \$31.77 |

'N/A' indicates data or information cannot be released due to reliability, availability, or confidentiality restrictions. Since a portion of substate employment is not attributed to a region, substate areas will NOT add up to statewide totals. Rounding and the absence of suppressed data may also affect additivity.

| | | | WAGE ESTIMATES | | | | | | |
|--|----|--|-------------------|--------------------|--------------------|--------------------------------|--------------------|--------------------|----------|
| | | | Average (Mean) | 10th Percentile | 25th Percentile | 50th Percentile (Median) | 75th Percentile | 90th Percentile | |
| 17-3013 Mechanical Drafters | | | | | | | | | |
| Alternate Job Title(s): Aeronautical Drafter; Automotive Design Drafter; Tool and Die Designer | | | | | | | | | |
| Prepare detailed working diagrams of machinery and mechanical devices, including dimensions, fastening methods, and other engineering information. | | | | | | | | | |
| North Dakota | | | ANNUAL: | \$60,360 | \$45,620 | \$47,000 | \$61,850 | \$66,710 | \$79,520 |
| Employment: | 80 | | HOURLY: | \$29.02 | \$21.94 | \$22.59 | \$29.73 | \$32.07 | \$38.23 |
| Region 4 | | | ANNUAL: | \$57,860 | \$34,750 | \$45,610 | \$60,560 | \$65,160 | \$78,150 |
| Employment: | 10 | | HOURLY: | \$27.81 | \$16.71 | \$21.93 | \$29.12 | \$31.33 | \$37.57 |
| Region 5 | | | ANNUAL: | \$60,490 | \$45,760 | \$46,210 | \$60,740 | \$73,390 | \$81,400 |
| Employment: | 30 | | HOURLY: | \$29.08 | \$22.00 | \$22.22 | \$29.20 | \$35.28 | \$39.13 |
| Region 7 | | | ANNUAL: | \$61,500 | \$46,450 | \$54,220 | \$57,100 | \$67,020 | \$79,260 |
| Employment: | 10 | | HOURLY: | \$29.56 | \$22.33 | \$26.07 | \$27.45 | \$32.22 | \$38.11 |
| Bismarck, ND MetroSA | | | ANNUAL: | \$61,500 | \$47,100 | \$54,220 | \$57,100 | \$67,020 | \$79,000 |
| Employment: | 10 | | HOURLY: | \$29.57 | \$22.64 | \$26.07 | \$27.45 | \$32.22 | \$37.98 |
| Fargo, ND-MN MetroSA | | | ANNUAL: | \$60,540 | \$45,180 | \$45,770 | \$60,740 | \$73,380 | \$81,390 |
| Employment: | 40 | | HOURLY: | \$29.11 | \$21.72 | \$22.00 | \$29.20 | \$35.28 | \$39.13 |

17-3019 Drafters, All Other**Alternate Job Title(s):** Blueprint Tracer; Geological Drafter; Marine Drafter

All drafters not listed separately.

| | | | | | | | | |
|-----------------------------|----|----------------|----------|----------|----------|----------|----------|----------|
| North Dakota | | ANNUAL: | \$59,280 | \$47,370 | \$55,660 | \$61,180 | \$61,180 | \$69,520 |
| Employment: | 60 | HOURLY: | \$28.50 | \$22.78 | \$26.76 | \$29.41 | \$29.41 | \$33.43 |
| Region 5 | | ANNUAL: | \$58,250 | \$44,900 | \$47,380 | \$57,670 | \$65,320 | \$77,760 |
| Employment: | 20 | HOURLY: | \$28.01 | \$21.59 | \$22.78 | \$27.73 | \$31.41 | \$37.38 |
| Fargo, ND-MN MetroSA | | ANNUAL: | \$55,920 | \$34,350 | \$47,370 | \$57,670 | \$64,170 | \$77,760 |
| Employment: | 20 | HOURLY: | \$26.89 | \$16.51 | \$22.78 | \$27.73 | \$30.85 | \$37.38 |

'N/A' indicates data or information cannot be released due to reliability, availability, or confidentiality restrictions. Since a portion of substate employment is not attributed to a region, substate areas will NOT add up to statewide totals. Rounding and the absence of suppressed data may also affect additivity.

| | | | WAGE ESTIMATES | | | | | |
|--|-----|---------|-------------------|--------------------|--------------------|--------------------------------|--------------------|--------------------|
| | | | Average (Mean) | 10th Percentile | 25th Percentile | 50th Percentile (Median) | 75th Percentile | 90th Percentile |
| 17-3022 Civil Engineering Technologists and Technicians | | | | | | | | |
| Alternate Job Title(s): Geotechnical Engineering Technician; Highway Engineering Technician; Structural Engineering Technician | | | | | | | | |
| Apply theory and principles of civil engineering in planning, designing, and overseeing construction and maintenance of structures and facilities under the direction of engineering staff or physical scientists. | | | | | | | | |
| North Dakota | | ANNUAL: | \$58,900 | \$39,270 | \$46,710 | \$60,000 | \$65,870 | \$77,330 |
| Employment: | 410 | HOURLY: | \$28.32 | \$18.88 | \$22.46 | \$28.85 | \$31.67 | \$37.18 |
| Region 1 | | ANNUAL: | \$68,550 | \$46,090 | \$48,390 | \$65,870 | \$78,410 | \$102,210 |
| Employment: | 40 | HOURLY: | \$32.96 | \$22.16 | \$23.27 | \$31.67 | \$37.70 | \$49.14 |
| Region 2 | | ANNUAL: | \$67,330 | \$47,140 | \$48,390 | \$59,730 | \$78,410 | \$102,210 |
| Employment: | 30 | HOURLY: | \$32.37 | \$22.66 | \$23.27 | \$28.72 | \$37.70 | \$49.14 |
| Region 4 | | ANNUAL: | \$54,650 | \$37,340 | \$44,240 | \$56,770 | \$64,440 | \$75,660 |
| Employment: | 30 | HOURLY: | \$26.27 | \$17.95 | \$21.27 | \$27.30 | \$30.98 | \$36.38 |
| Region 5 | | ANNUAL: | \$57,960 | \$38,250 | \$45,420 | \$60,010 | \$65,530 | \$77,210 |
| Employment: | 90 | HOURLY: | \$27.87 | \$18.39 | \$21.83 | \$28.85 | \$31.51 | \$37.12 |
| Region 6 | | ANNUAL: | \$52,720 | \$39,890 | \$44,460 | \$53,730 | \$61,310 | \$73,380 |
| Employment: | 10 | HOURLY: | \$25.35 | \$19.18 | \$21.38 | \$25.83 | \$29.47 | \$35.28 |
| Region 7 | | ANNUAL: | \$57,250 | \$38,280 | \$45,560 | \$60,080 | \$63,880 | \$74,890 |
| Employment: | 180 | HOURLY: | \$27.52 | \$18.40 | \$21.90 | \$28.88 | \$30.71 | \$36.01 |
| Region 8 | | ANNUAL: | \$61,470 | \$41,990 | \$48,390 | \$57,200 | \$68,620 | \$81,450 |
| Employment: | 20 | HOURLY: | \$29.55 | \$20.19 | \$23.27 | \$27.50 | \$32.99 | \$39.16 |
| Bismarck, ND MetroSA | | ANNUAL: | \$57,190 | \$38,280 | \$45,560 | \$60,080 | \$63,880 | \$74,760 |
| Employment: | 180 | HOURLY: | \$27.50 | \$18.40 | \$21.90 | \$28.88 | \$30.71 | \$35.94 |
| Fargo, ND-MN MetroSA | | ANNUAL: | \$59,460 | \$39,270 | \$47,860 | \$61,320 | \$73,380 | \$77,210 |
| Employment: | 100 | HOURLY: | \$28.59 | \$18.88 | \$23.01 | \$29.48 | \$35.28 | \$37.12 |
| Grand Forks, ND-MN MetroSA | | ANNUAL: | \$57,130 | \$37,340 | \$44,240 | \$59,130 | \$64,440 | \$75,660 |
| Employment: | 40 | HOURLY: | \$27.47 | \$17.95 | \$21.27 | \$28.43 | \$30.98 | \$36.38 |
| West ND Nonmetro Area | | ANNUAL: | \$66,510 | \$44,550 | \$48,390 | \$61,360 | \$78,060 | \$92,860 |
| Employment: | 80 | HOURLY: | \$31.98 | \$21.42 | \$23.27 | \$29.50 | \$37.53 | \$44.64 |
| East ND Nonmetro Area | | ANNUAL: | \$55,460 | \$41,980 | \$48,290 | \$53,730 | \$65,590 | \$69,330 |
| Employment: | 30 | HOURLY: | \$26.66 | \$20.18 | \$23.22 | \$25.83 | \$31.53 | \$33.33 |

'N/A' indicates data or information cannot be released due to reliability, availability, or confidentiality restrictions. Since a portion of substate employment is not attributed to a region, substate areas will NOT add up to statewide totals. Rounding and the absence of suppressed data may also affect additivity.

| | | | WAGE ESTIMATES | | | | | | |
|---|-----|--|-------------------|--------------------|--------------------|--------------------------------|--------------------|--------------------|-----------|
| | | | Average (Mean) | 10th Percentile | 25th Percentile | 50th Percentile (Median) | 75th Percentile | 90th Percentile | |
| 17-3023 Electrical and Electronic Engineering Technologists and Technicians | | | | | | | | | |
| Alternate Job Title(s): Electrical Design Technician; Lighting Engineering Technician; Semiconductor Development Technician | | | | | | | | | |
| Apply electrical and electronic theory and related knowledge, usually under the direction of engineering staff, to design, build, repair, adjust, and modify electrical components, circuitry, controls, and machinery for subsequent evaluation and use by engineering staff in making engineering design decisions. Excludes Broadcast Technicians (27-4012). | | | | | | | | | |
| North Dakota | | | ANNUAL: | \$75,560 | \$49,110 | \$59,550 | \$71,800 | \$79,870 | \$101,920 |
| Employment: | 200 | | HOURLY: | \$36.33 | \$23.61 | \$28.63 | \$34.52 | \$38.40 | \$49.00 |
| Region 1 | | | ANNUAL: | \$94,860 | \$49,110 | \$59,080 | \$92,550 | \$106,720 | \$173,820 |
| Employment: | 50 | | HOURLY: | \$45.60 | \$23.61 | \$28.40 | \$44.49 | \$51.31 | \$83.57 |
| Region 4 | | | ANNUAL: | \$69,680 | \$55,330 | \$60,580 | \$71,550 | \$77,840 | \$78,520 |
| Employment: | 20 | | HOURLY: | \$33.50 | \$26.60 | \$29.13 | \$34.40 | \$37.42 | \$37.75 |
| Region 5 | | | ANNUAL: | \$67,000 | \$46,610 | \$59,550 | \$66,600 | \$76,990 | \$78,520 |
| Employment: | 60 | | HOURLY: | \$32.21 | \$22.41 | \$28.63 | \$32.02 | \$37.01 | \$37.75 |
| Region 6 | | | ANNUAL: | \$75,850 | \$51,360 | \$66,570 | \$71,990 | \$80,150 | \$101,920 |
| Employment: | 20 | | HOURLY: | \$36.47 | \$24.69 | \$32.00 | \$34.61 | \$38.53 | \$49.00 |
| Region 7 | | | ANNUAL: | \$68,420 | \$51,090 | \$60,300 | \$75,030 | \$77,160 | \$79,440 |
| Employment: | 40 | | HOURLY: | \$32.89 | \$24.56 | \$28.99 | \$36.07 | \$37.10 | \$38.19 |
| Bismarck, ND MetroSA | | | ANNUAL: | \$67,380 | \$51,090 | \$60,300 | \$73,300 | \$77,160 | \$78,520 |
| Employment: | 40 | | HOURLY: | \$32.40 | \$24.56 | \$28.99 | \$35.24 | \$37.10 | \$37.75 |
| Fargo, ND-MN MetroSA | | | ANNUAL: | \$67,740 | \$46,610 | \$59,330 | \$66,600 | \$76,990 | \$81,550 |
| Employment: | 50 | | HOURLY: | \$32.57 | \$22.41 | \$28.52 | \$32.02 | \$37.02 | \$39.21 |
| Grand Forks, ND-MN MetroSA | | | ANNUAL: | \$66,990 | \$48,330 | \$59,500 | \$70,680 | \$77,480 | \$78,520 |
| Employment: | 30 | | HOURLY: | \$32.21 | \$23.24 | \$28.61 | \$33.98 | \$37.25 | \$37.75 |
| West ND Nonmetro Area | | | ANNUAL: | \$89,100 | \$49,110 | \$59,080 | \$88,360 | \$98,570 | \$173,820 |
| Employment: | 70 | | HOURLY: | \$42.84 | \$23.61 | \$28.40 | \$42.48 | \$47.39 | \$83.57 |
| East ND Nonmetro Area | | | ANNUAL: | \$71,620 | \$51,360 | \$62,150 | \$66,570 | \$78,730 | \$101,920 |
| Employment: | 30 | | HOURLY: | \$34.43 | \$24.69 | \$29.88 | \$32.00 | \$37.85 | \$49.00 |

17-3024 Electro-Mechanical and Mechatronics Technologists and Technicians

Alternate Job Title(s): Mechatronics Technician; Remotely Piloted Vehicle Engineering Technician; Robotics Testing Technician; Unmanned Air Systems Operator

Operate, test, maintain, or adjust unmanned, automated, servomechanical, or electromechanical equipment. May operate unmanned submarines, aircraft, or other equipment to observe or record visual information at sites such as oil rigs, crop fields, buildings, or for similar infrastructure, deep ocean exploration, or hazardous waste removal. May assist engineers in testing and designing robotics equipment.

| | | | | | | | | |
|---------------------|--|---------|----------|----------|----------|----------|----------|----------|
| North Dakota | | ANNUAL: | \$55,580 | \$40,180 | \$44,190 | \$45,530 | \$65,080 | \$72,510 |
| Employment: 70 | | HOURLY: | \$26.72 | \$19.32 | \$21.25 | \$21.89 | \$31.29 | \$34.86 |

'N/A' indicates data or information cannot be released due to reliability, availability, or confidentiality restrictions. Since a portion of substate employment is not attributed to a region, substate areas will NOT add up to statewide totals. Rounding and the absence of suppressed data may also affect additivity.

| | WAGE ESTIMATES | | | | | |
|--|-------------------|--------------------|--------------------|--------------------------------|--------------------|--------------------|
| | Average (Mean) | 10th Percentile | 25th Percentile | 50th Percentile (Median) | 75th Percentile | 90th Percentile |

17-3025 Environmental Engineering Technologists and Technicians

Alternate Job Title(s): Air Analysis Engineering Technician; Environmental Remediation Engineering Technician; Pollution Control Engineering Technician

Apply theory and principles of environmental engineering to modify, test, and operate equipment and devices used in the prevention, control, and remediation of environmental problems, including waste treatment and site remediation, under the direction of engineering staff or scientists. May assist in the development of environmental remediation devices.

| | | | | | | | | |
|------------------------------|-----|----------------|----------|----------|----------|----------|-----------|-----------|
| North Dakota | | ANNUAL: | \$79,210 | \$53,910 | \$60,920 | \$80,360 | \$81,260 | \$105,620 |
| Employment: | 50 | HOURLY: | \$38.08 | \$25.92 | \$29.29 | \$38.63 | \$39.07 | \$50.78 |
| Region 1 | | ANNUAL: | \$85,500 | \$76,120 | \$79,830 | \$81,040 | \$102,300 | \$105,620 |
| Employment: | 20 | HOURLY: | \$41.10 | \$36.60 | \$38.38 | \$38.96 | \$49.18 | \$50.78 |
| Region 7 | | ANNUAL: | \$72,640 | \$51,490 | \$59,570 | \$63,310 | \$81,260 | \$110,750 |
| Employment: | 20 | HOURLY: | \$34.93 | \$24.75 | \$28.64 | \$30.44 | \$39.07 | \$53.24 |
| West ND Nonmetro Area | | ANNUAL: | \$84,730 | \$63,310 | \$79,830 | \$81,040 | \$105,600 | \$105,640 |
| Employment: | N/A | HOURLY: | \$40.74 | \$30.44 | \$38.38 | \$38.96 | \$50.77 | \$50.79 |

17-3026 Industrial Engineering Technologists and Technicians

Alternate Job Title(s): Motion Study Technician; Production Control Technologist; Time Study Technician

Apply engineering theory and principles to problems of industrial layout or manufacturing production, usually under the direction of engineering staff. May perform time and motion studies on worker operations in a variety of industries for purposes such as establishing standard production rates or improving efficiency.

| | | | | | | | | |
|-----------------------------------|----|----------------|----------|----------|----------|----------|----------|----------|
| North Dakota | | ANNUAL: | \$64,650 | \$48,800 | \$50,920 | \$65,290 | \$71,910 | \$80,080 |
| Employment: | 70 | HOURLY: | \$31.08 | \$23.46 | \$24.48 | \$31.39 | \$34.57 | \$38.50 |
| Region 4 | | ANNUAL: | \$65,460 | \$47,560 | \$51,120 | \$67,140 | \$79,720 | \$80,080 |
| Employment: | 20 | HOURLY: | \$31.47 | \$22.86 | \$24.58 | \$32.28 | \$38.33 | \$38.50 |
| Region 5 | | ANNUAL: | \$60,340 | \$46,140 | \$49,810 | \$62,190 | \$70,300 | \$74,960 |
| Employment: | 30 | HOURLY: | \$29.01 | \$22.18 | \$23.95 | \$29.90 | \$33.80 | \$36.04 |
| Grand Forks, ND-MN MetroSA | | ANNUAL: | \$67,800 | \$45,670 | \$57,010 | \$71,910 | \$80,080 | \$82,580 |
| Employment: | 20 | HOURLY: | \$32.60 | \$21.96 | \$27.41 | \$34.57 | \$38.50 | \$39.70 |
| East ND Nonmetro Area | | ANNUAL: | \$61,840 | \$50,300 | \$50,920 | \$63,470 | \$71,180 | \$74,960 |
| Employment: | 20 | HOURLY: | \$29.73 | \$24.18 | \$24.48 | \$30.51 | \$34.22 | \$36.04 |

17-3027 Mechanical Engineering Technologists and Technicians

Alternate Job Title(s): Gyroscopic Engineering Technician; Heat Transfer Technician; Optomechanical Technician

Apply theory and principles of mechanical engineering to modify, develop, test, or adjust machinery and equipment under direction of engineering staff or physical scientists.

| | | | | | | | | |
|-----------------------------|-----|----------------|----------|----------|----------|----------|-----------|-----------|
| North Dakota | | ANNUAL: | \$65,750 | \$45,520 | \$48,240 | \$59,570 | \$73,370 | \$108,280 |
| Employment: | 100 | HOURLY: | \$31.61 | \$21.89 | \$23.19 | \$28.64 | \$35.28 | \$52.06 |
| Region 5 | | ANNUAL: | \$57,250 | \$44,720 | \$48,050 | \$53,080 | \$63,710 | \$64,870 |
| Employment: | 40 | HOURLY: | \$27.52 | \$21.50 | \$23.10 | \$25.52 | \$30.63 | \$31.19 |
| Region 7 | | ANNUAL: | \$76,880 | \$47,720 | \$48,240 | \$59,710 | \$108,280 | \$108,280 |
| Employment: | 30 | HOURLY: | \$36.96 | \$22.94 | \$23.19 | \$28.70 | \$52.06 | \$52.06 |
| Bismarck, ND MetroSA | | ANNUAL: | \$76,880 | \$47,720 | \$48,240 | \$59,700 | \$108,280 | \$108,280 |
| Employment: | 30 | HOURLY: | \$36.96 | \$22.94 | \$23.19 | \$28.70 | \$52.06 | \$52.06 |
| Fargo, ND-MN MetroSA | | ANNUAL: | \$56,650 | \$43,710 | \$48,050 | \$54,090 | \$63,710 | \$64,870 |
| Employment: | 50 | HOURLY: | \$27.24 | \$21.01 | \$23.10 | \$26.01 | \$30.63 | \$31.19 |

'N/A' indicates data or information cannot be released due to reliability, availability, or confidentiality restrictions. Since a portion of substate employment is not attributed to a region, substate areas will NOT add up to statewide totals. Rounding and the absence of suppressed data may also affect additivity.

| | | | WAGE ESTIMATES | | | | | |
|---|-----|----------------|-------------------|--------------------|--------------------|--------------------------------|--------------------|--------------------|
| | | | Average (Mean) | 10th Percentile | 25th Percentile | 50th Percentile (Median) | 75th Percentile | 90th Percentile |
| 17-3029 Engineering Technologists and Technicians, Except Drafters, All Other | | | | | | | | |
| Alternate Job Title(s): Agricultural Engineering Technician; Biomedical Engineering Technician; Metallurgical Engineering Technician; Optical Engineering Technician; Radar Technicians; Sonar Technicians | | | | | | | | |
| All engineering technologists and technicians, except drafters, not listed separately. | | | | | | | | |
| North Dakota | | ANNUAL: | \$73,580 | \$56,530 | \$64,870 | \$69,490 | \$85,370 | \$93,060 |
| Employment: | 120 | HOURLY: | \$35.37 | \$27.18 | \$31.19 | \$33.41 | \$41.04 | \$44.74 |
| Region 1 | | ANNUAL: | \$88,430 | \$77,690 | \$81,130 | \$85,380 | \$86,290 | \$103,770 |
| Employment: | 10 | HOURLY: | \$42.51 | \$37.35 | \$39.00 | \$41.05 | \$41.49 | \$49.89 |
| Region 2 | | ANNUAL: | \$82,920 | \$62,010 | \$77,980 | \$83,930 | \$93,060 | \$98,380 |
| Employment: | 20 | HOURLY: | \$39.86 | \$29.81 | \$37.49 | \$40.35 | \$44.74 | \$47.30 |
| Region 5 | | ANNUAL: | \$66,470 | \$46,500 | \$64,870 | \$64,870 | \$71,140 | \$82,150 |
| Employment: | 40 | HOURLY: | \$31.96 | \$22.35 | \$31.19 | \$31.19 | \$34.20 | \$39.49 |
| Region 7 | | ANNUAL: | \$71,700 | \$58,510 | \$63,840 | \$69,490 | \$80,790 | \$86,150 |
| Employment: | 20 | HOURLY: | \$34.47 | \$28.13 | \$30.69 | \$33.41 | \$38.84 | \$41.42 |
| Bismarck, ND MetroSA | | ANNUAL: | \$72,480 | \$58,360 | \$63,790 | \$69,490 | \$86,140 | \$86,150 |
| Employment: | 20 | HOURLY: | \$34.85 | \$28.06 | \$30.67 | \$33.41 | \$41.42 | \$41.42 |
| Fargo, ND-MN MetroSA | | ANNUAL: | \$60,620 | \$43,340 | \$46,500 | \$58,880 | \$67,480 | \$85,950 |
| Employment: | 20 | HOURLY: | \$29.14 | \$20.84 | \$22.35 | \$28.31 | \$32.44 | \$41.32 |
| West ND Nonmetro Area | | ANNUAL: | \$79,940 | \$57,550 | \$65,550 | \$82,040 | \$92,290 | \$101,420 |
| Employment: | 50 | HOURLY: | \$38.43 | \$27.67 | \$31.52 | \$39.44 | \$44.37 | \$48.76 |

17-3031 Surveying and Mapping Technicians**Alternate Job Title(s):** Cartographic Technician; Field Map Technician; GIS Mapping Technician

Perform surveying and mapping duties, usually under the direction of an engineer, surveyor, cartographer, or photogrammetrist, to obtain data used for construction, mapmaking, boundary location, mining, or other purposes. May calculate mapmaking information and create maps from source data, such as surveying notes, aerial photography, satellite data, or other maps to show topographical features, political boundaries, and other features. May verify accuracy and completeness of maps. Excludes Cartographers and Photogrammetrists (17-1021), Surveyors (17-1022), and Geoscientists, Except Hydrologists and Geographers (19-2042).

| | | | | | | | | |
|------------------------------|--|----------------|----------|----------|----------|----------|----------|-----------|
| North Dakota | | ANNUAL: | \$52,180 | \$36,950 | \$41,260 | \$47,580 | \$52,770 | \$75,050 |
| Employment: 80 | | HOURLY: | \$25.09 | \$17.76 | \$19.84 | \$22.88 | \$25.37 | \$36.08 |
| Region 1 | | ANNUAL: | \$51,330 | \$29,430 | \$39,580 | \$47,580 | \$61,360 | \$75,050 |
| Employment: 20 | | HOURLY: | \$24.68 | \$14.15 | \$19.03 | \$22.88 | \$29.50 | \$36.08 |
| Region 5 | | ANNUAL: | \$51,210 | \$40,460 | \$46,250 | \$47,760 | \$49,930 | \$61,890 |
| Employment: 20 | | HOURLY: | \$24.62 | \$19.45 | \$22.24 | \$22.96 | \$24.00 | \$29.76 |
| Region 7 | | ANNUAL: | \$52,170 | \$36,860 | \$42,520 | \$45,970 | \$52,950 | \$62,050 |
| Employment: 10 | | HOURLY: | \$25.08 | \$17.72 | \$20.44 | \$22.10 | \$25.46 | \$29.83 |
| Region 8 | | ANNUAL: | \$63,180 | \$37,440 | \$47,560 | \$50,240 | \$75,050 | \$109,690 |
| Employment: 10 | | HOURLY: | \$30.38 | \$18.00 | \$22.86 | \$24.15 | \$36.08 | \$52.74 |
| Fargo, ND-MN MetroSA | | ANNUAL: | \$50,250 | \$37,090 | \$46,200 | \$47,290 | \$49,920 | \$61,890 |
| Employment: 20 | | HOURLY: | \$24.16 | \$17.83 | \$22.21 | \$22.74 | \$24.00 | \$29.76 |
| West ND Nonmetro Area | | ANNUAL: | \$57,240 | \$36,790 | \$41,180 | \$48,300 | \$61,360 | \$109,690 |
| Employment: 40 | | HOURLY: | \$27.52 | \$17.69 | \$19.80 | \$23.22 | \$29.50 | \$52.74 |

'N/A' indicates data or information cannot be released due to reliability, availability, or confidentiality restrictions. Since a portion of substate employment is not attributed to a region, substate areas will NOT add up to statewide totals. Rounding and the absence of suppressed data may also affect additivity.

| | | | WAGE ESTIMATES | | | | | |
|--|---------|--|-------------------|--------------------|--------------------|--------------------------------|--------------------|--------------------|
| | | | Average (Mean) | 10th Percentile | 25th Percentile | 50th Percentile (Median) | 75th Percentile | 90th Percentile |
| 19-0000 Life, Physical, and Social Science Occupations | | | | | | | | |
| Alternate Job Title(s): N/A | | | | | | | | |
| North Dakota | ANNUAL: | | \$70,060 | \$38,520 | \$49,930 | \$63,640 | \$83,700 | \$106,100 |
| Employment: 4,090 | HOURLY: | | \$33.68 | \$18.52 | \$24.01 | \$30.60 | \$40.24 | \$51.01 |
| Region 1 | ANNUAL: | | \$75,220 | \$37,620 | \$49,990 | \$65,990 | \$99,130 | \$120,690 |
| Employment: 390 | HOURLY: | | \$36.16 | \$18.09 | \$24.04 | \$31.72 | \$47.66 | \$58.02 |
| Region 2 | ANNUAL: | | \$76,360 | \$37,620 | \$52,260 | \$72,820 | \$98,800 | \$114,730 |
| Employment: 270 | HOURLY: | | \$36.71 | \$18.09 | \$25.13 | \$35.01 | \$47.50 | \$55.16 |
| Region 3 | ANNUAL: | | \$66,170 | \$36,110 | \$49,450 | \$61,540 | \$76,490 | \$95,220 |
| Employment: 110 | HOURLY: | | \$31.81 | \$17.36 | \$23.77 | \$29.59 | \$36.77 | \$45.78 |
| Region 4 | ANNUAL: | | \$73,120 | \$41,720 | \$48,790 | \$62,190 | \$86,070 | \$115,280 |
| Employment: 480 | HOURLY: | | \$35.16 | \$20.06 | \$23.46 | \$29.90 | \$41.38 | \$55.42 |
| Region 5 | ANNUAL: | | \$66,320 | \$38,330 | \$49,020 | \$61,060 | \$79,020 | \$100,660 |
| Employment: 1,420 | HOURLY: | | \$31.88 | \$18.43 | \$23.57 | \$29.35 | \$37.99 | \$48.39 |
| Region 6 | ANNUAL: | | \$69,950 | \$43,480 | \$52,130 | \$65,930 | \$83,870 | \$103,170 |
| Employment: 190 | HOURLY: | | \$33.63 | \$20.91 | \$25.06 | \$31.70 | \$40.32 | \$49.60 |
| Region 7 | ANNUAL: | | \$70,400 | \$39,200 | \$52,900 | \$66,020 | \$83,320 | \$102,240 |
| Employment: 960 | HOURLY: | | \$33.84 | \$18.84 | \$25.43 | \$31.74 | \$40.06 | \$49.16 |
| Region 8 | ANNUAL: | | \$72,150 | \$38,300 | \$52,260 | \$64,230 | \$87,380 | \$107,810 |
| Employment: 240 | HOURLY: | | \$34.69 | \$18.42 | \$25.13 | \$30.88 | \$42.01 | \$51.83 |
| Bismarck, ND MetroSA | ANNUAL: | | \$69,580 | \$40,060 | \$52,900 | \$65,240 | \$81,660 | \$100,000 |
| Employment: 860 | HOURLY: | | \$33.45 | \$19.26 | \$25.43 | \$31.37 | \$39.26 | \$48.08 |
| Fargo, ND-MN MetroSA | ANNUAL: | | \$66,550 | \$37,890 | \$48,800 | \$61,060 | \$79,020 | \$101,260 |
| Employment: 1,380 | HOURLY: | | \$32.00 | \$18.22 | \$23.46 | \$29.35 | \$37.99 | \$48.68 |
| Grand Forks, ND-MN MetroSA | ANNUAL: | | \$69,620 | \$38,410 | \$48,440 | \$61,810 | \$81,010 | \$107,640 |
| Employment: 540 | HOURLY: | | \$33.47 | \$18.47 | \$23.29 | \$29.72 | \$38.95 | \$51.75 |
| West ND Nonmetro Area | ANNUAL: | | \$74,980 | \$37,620 | \$51,630 | \$68,410 | \$97,880 | \$119,070 |
| Employment: 1,000 | HOURLY: | | \$36.05 | \$18.09 | \$24.82 | \$32.89 | \$47.06 | \$57.24 |
| East ND Nonmetro Area | ANNUAL: | | \$69,690 | \$43,870 | \$52,130 | \$63,820 | \$81,990 | \$100,930 |
| Employment: 520 | HOURLY: | | \$33.50 | \$21.09 | \$25.06 | \$30.68 | \$39.42 | \$48.53 |

19-1011 Animal Scientists

Alternate Job Title(s): Animal Nutritionist; Dairy Scientist; Poultry Scientist

Conduct research in the genetics, nutrition, reproduction, growth, and development of domestic farm animals.

| | | | | | | | | |
|---------------------|--|---------|----------|----------|----------|----------|----------|-----------|
| North Dakota | | ANNUAL: | \$72,040 | \$40,840 | \$41,720 | \$66,400 | \$81,460 | \$136,730 |
| Employment: 30 | | HOURLY: | \$34.63 | \$19.64 | \$20.06 | \$31.92 | \$39.16 | \$65.74 |

'N/A' indicates data or information cannot be released due to reliability, availability, or confidentiality restrictions. Since a portion of substate employment is not attributed to a region, substate areas will NOT add up to statewide totals. Rounding and the absence of suppressed data may also affect additivity.

| | | | WAGE ESTIMATES | | | | | |
|---|----|----------------|-------------------|--------------------|--------------------|--------------------------------|--------------------|--------------------|
| | | | Average (Mean) | 10th Percentile | 25th Percentile | 50th Percentile (Median) | 75th Percentile | 90th Percentile |
| 19-1012 Food Scientists and Technologists | | | | | | | | |
| Alternate Job Title(s): Dairy Bacteriologist; Enologist; Food Safety Scientist | | | | | | | | |
| Use chemistry, microbiology, engineering, and other sciences to study the principles underlying the processing and deterioration of foods; analyze food content to determine levels of vitamins, fat, sugar, and protein; discover new food sources; research ways to make processed foods safe, palatable, and healthful; and apply food science knowledge to determine best ways to process, package, preserve, store, and distribute food. | | | | | | | | |
| North Dakota | | ANNUAL: | \$72,010 | \$46,670 | \$53,740 | \$65,800 | \$80,280 | \$100,650 |
| Employment: | 20 | HOURLY: | \$34.62 | \$22.44 | \$25.84 | \$31.64 | \$38.60 | \$48.39 |
| Region 5 | | ANNUAL: | \$70,370 | \$46,670 | \$52,520 | \$65,800 | \$76,040 | \$100,650 |
| Employment: | 20 | HOURLY: | \$33.83 | \$22.44 | \$25.25 | \$31.63 | \$36.56 | \$48.39 |
| Fargo, ND-MN MetroSA | | ANNUAL: | \$68,650 | \$46,670 | \$52,520 | \$65,800 | \$75,950 | \$100,650 |
| Employment: | 20 | HOURLY: | \$33.01 | \$22.44 | \$25.25 | \$31.64 | \$36.52 | \$48.39 |

19-1013 Soil and Plant Scientists**Alternate Job Title(s):** Arboreal Scientist; Horticulturist; Plant Physiologist

Conduct research in breeding, physiology, production, yield, and management of crops and agricultural plants or trees, shrubs, and nursery stock, their growth in soils, and control of pests; or study the chemical, physical, biological, and mineralogical composition of soils as they relate to plant or crop growth. May classify and map soils and investigate effects of alternative practices on soil and crop productivity.

| | | | | | | | | |
|-----------------------------------|-----|---------|----------|----------|----------|----------|----------|-----------|
| North Dakota | | ANNUAL: | \$70,320 | \$44,630 | \$49,930 | \$63,370 | \$82,300 | \$103,790 |
| Employment: | 370 | HOURLY: | \$33.81 | \$21.46 | \$24.01 | \$30.47 | \$39.57 | \$49.90 |
| Region 2 | | ANNUAL: | \$75,250 | \$31,760 | \$53,570 | \$78,870 | \$93,950 | \$119,930 |
| Employment: | 20 | HOURLY: | \$36.18 | \$15.27 | \$25.75 | \$37.92 | \$45.17 | \$57.66 |
| Region 3 | | ANNUAL: | \$62,610 | \$44,630 | \$44,630 | \$59,990 | \$76,480 | \$78,980 |
| Employment: | 10 | HOURLY: | \$30.10 | \$21.46 | \$21.46 | \$28.84 | \$36.77 | \$37.97 |
| Region 4 | | ANNUAL: | \$69,760 | \$44,630 | \$52,000 | \$61,260 | \$81,830 | \$97,080 |
| Employment: | 30 | HOURLY: | \$33.54 | \$21.46 | \$25.00 | \$29.45 | \$39.34 | \$46.67 |
| Region 5 | | ANNUAL: | \$69,650 | \$48,490 | \$49,930 | \$63,370 | \$81,990 | \$109,760 |
| Employment: | 240 | HOURLY: | \$33.49 | \$23.31 | \$24.01 | \$30.47 | \$39.42 | \$52.77 |
| Region 6 | | ANNUAL: | \$65,480 | \$44,630 | \$53,570 | \$59,990 | \$76,480 | \$92,800 |
| Employment: | 30 | HOURLY: | \$31.48 | \$21.46 | \$25.75 | \$28.84 | \$36.77 | \$44.62 |
| Region 7 | | ANNUAL: | \$79,480 | \$44,720 | \$62,590 | \$79,440 | \$94,370 | \$110,090 |
| Employment: | 20 | HOURLY: | \$38.21 | \$21.50 | \$30.09 | \$38.19 | \$45.37 | \$52.93 |
| Region 8 | | ANNUAL: | \$77,310 | \$44,820 | \$54,730 | \$82,300 | \$87,380 | \$118,580 |
| Employment: | 10 | HOURLY: | \$37.17 | \$21.55 | \$26.31 | \$39.57 | \$42.01 | \$57.01 |
| Bismarck, ND MetroSA | | ANNUAL: | \$80,320 | \$48,590 | \$62,590 | \$79,440 | \$97,720 | \$110,090 |
| Employment: | 20 | HOURLY: | \$38.62 | \$23.36 | \$30.09 | \$38.19 | \$46.98 | \$52.93 |
| Fargo, ND-MN MetroSA | | ANNUAL: | \$66,530 | \$48,480 | \$49,930 | \$61,990 | \$77,490 | \$95,400 |
| Employment: | 200 | HOURLY: | \$31.98 | \$23.31 | \$24.01 | \$29.80 | \$37.25 | \$45.87 |
| Grand Forks, ND-MN MetroSA | | ANNUAL: | \$68,640 | \$47,920 | \$58,230 | \$66,360 | \$76,570 | \$91,200 |
| Employment: | 20 | HOURLY: | \$33.00 | \$23.04 | \$28.00 | \$31.90 | \$36.81 | \$43.85 |
| West ND Nonmetro Area | | ANNUAL: | \$76,700 | \$44,320 | \$53,570 | \$78,880 | \$93,950 | \$119,040 |
| Employment: | N/A | HOURLY: | \$36.87 | \$21.31 | \$25.76 | \$37.92 | \$45.17 | \$57.23 |
| East ND Nonmetro Area | | ANNUAL: | \$73,370 | \$44,630 | \$59,990 | \$76,480 | \$82,300 | \$115,290 |
| Employment: | 110 | HOURLY: | \$35.28 | \$21.46 | \$28.84 | \$36.77 | \$39.57 | \$55.43 |

'N/A' indicates data or information cannot be released due to reliability, availability, or confidentiality restrictions. Since a portion of substate employment is not attributed to a region, substate areas will NOT add up to statewide totals. Rounding and the absence of suppressed data may also affect additivity.

| | WAGE ESTIMATES | | | | | |
|--|-------------------|--------------------|--------------------|--------------------------------|--------------------|--------------------|
| | Average (Mean) | 10th Percentile | 25th Percentile | 50th Percentile (Median) | 75th Percentile | 90th Percentile |

19-1022 Microbiologists

Alternate Job Title(s): Bacteriologist; Public Health Microbiologist; Virologist

Investigate the growth, structure, development, and other characteristics of microscopic organisms, such as bacteria, algae, or fungi. Includes medical microbiologists who study the relationship between organisms and disease or the effects of antibiotics on microorganisms.

| | | | | | | | | |
|-----------------------------|--|----------------|----------|----------|----------|----------|----------|-----------|
| North Dakota | | ANNUAL: | \$72,170 | \$52,290 | \$57,820 | \$66,080 | \$80,410 | \$100,220 |
| Employment: 50 | | HOURLY: | \$34.70 | \$25.14 | \$27.80 | \$31.77 | \$38.66 | \$48.18 |
| Region 5 | | ANNUAL: | \$73,080 | \$52,290 | \$52,290 | \$66,080 | \$77,080 | \$100,220 |
| Employment: 40 | | HOURLY: | \$35.13 | \$25.14 | \$25.14 | \$31.77 | \$37.06 | \$48.18 |
| Fargo, ND-MN MetroSA | | ANNUAL: | \$73,080 | \$52,290 | \$52,290 | \$66,080 | \$77,080 | \$100,220 |
| Employment: 40 | | HOURLY: | \$35.13 | \$25.14 | \$25.14 | \$31.77 | \$37.06 | \$48.18 |

19-1023 Zoologists and Wildlife Biologists

Alternate Job Title(s): Herpetologist; Ichthyologist; Marine Biologist; Ornithologist

Study the origins, behavior, diseases, genetics, and life processes of animals and wildlife. May specialize in wildlife research and management. May collect and analyze biological data to determine the environmental effects of present and potential use of land and water habitats.

| | | | | | | | | |
|------------------------------|--|----------------|----------|----------|----------|----------|----------|-----------|
| North Dakota | | ANNUAL: | \$75,490 | \$54,970 | \$62,380 | \$75,030 | \$84,950 | \$92,680 |
| Employment: 100 | | HOURLY: | \$36.29 | \$26.43 | \$29.99 | \$36.07 | \$40.84 | \$44.56 |
| Region 5 | | ANNUAL: | \$78,530 | \$52,940 | \$52,940 | \$62,380 | \$89,420 | \$130,100 |
| Employment: 20 | | HOURLY: | \$37.76 | \$25.45 | \$25.45 | \$29.99 | \$42.99 | \$62.55 |
| Region 7 | | ANNUAL: | \$78,330 | \$60,630 | \$67,500 | \$79,640 | \$86,070 | \$93,910 |
| Employment: 50 | | HOURLY: | \$37.66 | \$29.15 | \$32.45 | \$38.29 | \$41.38 | \$45.15 |
| Fargo, ND-MN MetroSA | | ANNUAL: | \$78,530 | \$52,940 | \$52,940 | \$62,380 | \$89,420 | \$130,100 |
| Employment: 20 | | HOURLY: | \$37.76 | \$25.45 | \$25.45 | \$29.99 | \$42.99 | \$62.55 |
| West ND Nonmetro Area | | ANNUAL: | \$71,070 | \$54,720 | \$62,570 | \$72,340 | \$79,410 | \$86,070 |
| Employment: 30 | | HOURLY: | \$34.17 | \$26.31 | \$30.08 | \$34.78 | \$38.18 | \$41.38 |
| East ND Nonmetro Area | | ANNUAL: | \$74,590 | \$59,920 | \$63,290 | \$76,890 | \$85,300 | \$88,610 |
| Employment: 10 | | HOURLY: | \$35.86 | \$28.81 | \$30.43 | \$36.97 | \$41.01 | \$42.60 |

'N/A' indicates data or information cannot be released due to reliability, availability, or confidentiality restrictions. Since a portion of substate employment is not attributed to a region, substate areas will NOT add up to statewide totals. Rounding and the absence of suppressed data may also affect additivity.

| | | | WAGE ESTIMATES | | | | | | |
|--|-----|---------|-------------------|--------------------|--------------------|--------------------------------|--------------------|--------------------|-----------|
| | | | Average (Mean) | 10th Percentile | 25th Percentile | 50th Percentile (Median) | 75th Percentile | 90th Percentile | |
| 19-1029 Biological Scientists, All Other | | | | | | | | | |
| Alternate Job Title(s): Embryologist; Osteologist; Paleobotanist | | | | | | | | | |
| All biological scientists not listed separately. | | | | | | | | | |
| North Dakota | | | ANNUAL: | \$81,500 | \$53,890 | \$66,210 | \$81,990 | \$92,580 | \$103,480 |
| Employment: | 150 | HOURLY: | \$39.18 | \$25.91 | \$31.83 | \$39.42 | \$44.51 | \$49.75 | |
| Region 2 | | | ANNUAL: | \$84,630 | \$52,400 | \$65,940 | \$90,690 | \$97,210 | \$114,730 |
| Employment: | 10 | HOURLY: | \$40.69 | \$25.19 | \$31.70 | \$43.60 | \$46.73 | \$55.16 | |
| Region 4 | | | ANNUAL: | \$79,630 | \$44,720 | \$63,820 | \$71,140 | \$95,220 | \$95,220 |
| Employment: | 20 | HOURLY: | \$38.29 | \$21.50 | \$30.68 | \$34.20 | \$45.78 | \$45.78 | |
| Region 5 | | | ANNUAL: | \$93,330 | \$58,370 | \$68,410 | \$84,640 | \$130,100 | \$148,660 |
| Employment: | 30 | HOURLY: | \$44.87 | \$28.06 | \$32.89 | \$40.69 | \$62.55 | \$71.47 | |
| Region 6 | | | ANNUAL: | \$73,180 | \$60,200 | \$68,410 | \$73,920 | \$83,870 | \$86,070 |
| Employment: | 10 | HOURLY: | \$35.18 | \$28.94 | \$32.89 | \$35.54 | \$40.32 | \$41.38 | |
| Region 7 | | | ANNUAL: | \$78,470 | \$52,800 | \$65,940 | \$81,830 | \$90,400 | \$100,530 |
| Employment: | 60 | HOURLY: | \$37.73 | \$25.39 | \$31.70 | \$39.34 | \$43.46 | \$48.33 | |
| Region 8 | | | ANNUAL: | \$78,400 | \$54,730 | \$69,770 | \$84,610 | \$90,960 | \$95,220 |
| Employment: | 20 | HOURLY: | \$37.69 | \$26.31 | \$33.55 | \$40.68 | \$43.73 | \$45.78 | |
| Bismarck, ND MetroSA | | | ANNUAL: | \$78,040 | \$51,590 | \$63,840 | \$81,830 | \$89,940 | \$100,170 |
| Employment: | 50 | HOURLY: | \$37.52 | \$24.80 | \$30.69 | \$39.34 | \$43.24 | \$48.16 | |
| West ND Nonmetro Area | | | ANNUAL: | \$80,680 | \$53,890 | \$68,410 | \$84,610 | \$93,760 | \$98,590 |
| Employment: | 40 | HOURLY: | \$38.79 | \$25.91 | \$32.89 | \$40.68 | \$45.08 | \$47.40 | |
| East ND Nonmetro Area | | | ANNUAL: | \$74,390 | \$54,720 | \$62,000 | \$75,030 | \$86,070 | \$95,220 |
| Employment: | 30 | HOURLY: | \$35.76 | \$26.31 | \$29.81 | \$36.07 | \$41.38 | \$45.78 | |

'N/A' indicates data or information cannot be released due to reliability, availability, or confidentiality restrictions. Since a portion of substate employment is not attributed to a region, substate areas will NOT add up to statewide totals. Rounding and the absence of suppressed data may also affect additivity.

| | | | WAGE ESTIMATES | | | | | | |
|--|-----|--|-------------------|--------------------|--------------------|--------------------------------|--------------------|--------------------|-----------|
| | | | Average (Mean) | 10th Percentile | 25th Percentile | 50th Percentile (Median) | 75th Percentile | 90th Percentile | |
| 19-1031 Conservation Scientists | | | | | | | | | |
| Alternate Job Title(s): Grassland Conservationist; Range Ecologist; Soil Conservationist | | | | | | | | | |
| Manage, improve, and protect natural resources to maximize their use without damaging the environment. May conduct soil surveys and develop plans to eliminate soil erosion or to protect rangelands. May instruct farmers, agricultural production managers, or ranchers in best ways to use crop rotation, contour plowing, or terracing to conserve soil and water; in the number and kind of livestock and forage plants best suited to particular ranges; and in range and farm improvements, such as fencing and reservoirs for stock watering. Excludes Zoologists and Wildlife Biologists (19-1023) and Foresters (19-1032). | | | | | | | | | |
| North Dakota | | | ANNUAL: | \$68,810 | \$44,720 | \$52,130 | \$66,210 | \$84,640 | \$97,880 |
| Employment: | 280 | | HOURLY: | \$33.08 | \$21.50 | \$25.06 | \$31.83 | \$40.69 | \$47.06 |
| Region 1 | | | ANNUAL: | \$56,350 | \$37,320 | \$43,170 | \$51,540 | \$71,140 | \$72,820 |
| Employment: | 10 | | HOURLY: | \$27.09 | \$17.94 | \$20.75 | \$24.78 | \$34.20 | \$35.01 |
| Region 2 | | | ANNUAL: | \$73,720 | \$47,740 | \$54,730 | \$66,210 | \$89,940 | \$103,170 |
| Employment: | 40 | | HOURLY: | \$35.44 | \$22.95 | \$26.31 | \$31.83 | \$43.24 | \$49.60 |
| Region 3 | | | ANNUAL: | \$65,830 | \$44,720 | \$52,130 | \$66,210 | \$81,660 | \$89,940 |
| Employment: | 30 | | HOURLY: | \$31.65 | \$21.50 | \$25.06 | \$31.83 | \$39.26 | \$43.24 |
| Region 4 | | | ANNUAL: | \$71,400 | \$50,610 | \$52,130 | \$68,410 | \$95,220 | \$100,530 |
| Employment: | 20 | | HOURLY: | \$34.33 | \$24.33 | \$25.06 | \$32.89 | \$45.78 | \$48.33 |
| Region 5 | | | ANNUAL: | \$66,870 | \$51,210 | \$51,210 | \$58,370 | \$79,990 | \$103,790 |
| Employment: | 40 | | HOURLY: | \$32.15 | \$24.62 | \$24.62 | \$28.06 | \$38.45 | \$49.90 |
| Region 6 | | | ANNUAL: | \$71,780 | \$44,720 | \$52,130 | \$70,620 | \$89,940 | \$100,530 |
| Employment: | 60 | | HOURLY: | \$34.51 | \$21.50 | \$25.06 | \$33.95 | \$43.24 | \$48.33 |
| Region 7 | | | ANNUAL: | \$67,500 | \$44,720 | \$53,620 | \$66,210 | \$83,870 | \$92,580 |
| Employment: | 70 | | HOURLY: | \$32.45 | \$21.50 | \$25.78 | \$31.83 | \$40.32 | \$44.51 |
| Region 8 | | | ANNUAL: | \$69,180 | \$47,740 | \$54,730 | \$69,510 | \$86,680 | \$95,220 |
| Employment: | 20 | | HOURLY: | \$33.26 | \$22.95 | \$26.31 | \$33.42 | \$41.67 | \$45.78 |
| Bismarck, ND MetroSA | | | ANNUAL: | \$68,990 | \$48,860 | \$53,620 | \$68,410 | \$84,640 | \$95,220 |
| Employment: | 40 | | HOURLY: | \$33.17 | \$23.49 | \$25.78 | \$32.89 | \$40.69 | \$45.78 |
| Fargo, ND-MN MetroSA | | | ANNUAL: | \$70,060 | \$51,210 | \$51,210 | \$52,940 | \$89,540 | \$103,790 |
| Employment: | 30 | | HOURLY: | \$33.68 | \$24.62 | \$24.62 | \$25.45 | \$43.05 | \$49.90 |
| Grand Forks, ND-MN MetroSA | | | ANNUAL: | \$70,340 | \$50,610 | \$52,320 | \$63,840 | \$89,940 | \$95,220 |
| Employment: | 20 | | HOURLY: | \$33.82 | \$24.33 | \$25.15 | \$30.69 | \$43.24 | \$45.78 |
| West ND Nonmetro Area | | | ANNUAL: | \$68,190 | \$44,720 | \$52,870 | \$65,720 | \$86,070 | \$97,880 |
| Employment: | 100 | | HOURLY: | \$32.79 | \$21.50 | \$25.42 | \$31.60 | \$41.38 | \$47.06 |
| East ND Nonmetro Area | | | ANNUAL: | \$69,010 | \$44,720 | \$52,130 | \$68,410 | \$84,640 | \$97,880 |
| Employment: | 110 | | HOURLY: | \$33.18 | \$21.50 | \$25.06 | \$32.89 | \$40.69 | \$47.06 |

'N/A' indicates data or information cannot be released due to reliability, availability, or confidentiality restrictions. Since a portion of substate employment is not attributed to a region, substate areas will NOT add up to statewide totals. Rounding and the absence of suppressed data may also affect additivity.

| | WAGE ESTIMATES | | | | | |
|--|-------------------|--------------------|--------------------|--------------------------------|--------------------|--------------------|
| | Average (Mean) | 10th Percentile | 25th Percentile | 50th Percentile (Median) | 75th Percentile | 90th Percentile |

19-1032 Foresters

Alternate Job Title(s): Environmental Protection Forester; Forest Ecologist; Timber Management Specialist

Manage public and private forested lands for economic, recreational, and conservation purposes. May inventory the type, amount, and location of standing timber, appraise the timber's worth, negotiate the purchase, and draw up contracts for procurement. May determine how to conserve wildlife habitats, creek beds, water quality, and soil stability, and how best to comply with environmental regulations. May devise plans for planting and growing new trees, monitor trees for healthy growth, and determine optimal harvesting schedules.

| | | | | | | | | |
|-----------------------------|----|----------------|----------|----------|----------|----------|----------|-----------|
| North Dakota | | ANNUAL: | \$62,940 | \$30,240 | \$48,800 | \$62,790 | \$78,180 | \$103,990 |
| Employment: | 30 | HOURLY: | \$30.26 | \$14.54 | \$23.46 | \$30.19 | \$37.59 | \$49.99 |
| Region 5 | | ANNUAL: | \$61,420 | \$30,240 | \$48,800 | \$48,800 | \$78,180 | \$105,590 |
| Employment: | 20 | HOURLY: | \$29.53 | \$14.54 | \$23.46 | \$23.46 | \$37.59 | \$50.77 |
| Fargo, ND-MN MetroSA | | ANNUAL: | \$61,130 | \$30,240 | \$48,800 | \$48,800 | \$78,180 | \$103,990 |
| Employment: | 20 | HOURLY: | \$29.39 | \$14.54 | \$23.46 | \$23.46 | \$37.59 | \$49.99 |

19-1041 Epidemiologists

Alternate Job Title(s): Epidemiology Investigator; Malariologist; Pharmacoepidemiologist

Investigate and describe the determinants and distribution of disease, disability, or health outcomes. May develop the means for prevention and control.

| | | | | | | | | |
|---------------------|----|----------------|----------|----------|----------|----------|----------|----------|
| North Dakota | | ANNUAL: | \$62,620 | \$52,920 | \$58,340 | \$61,550 | \$65,940 | \$73,200 |
| Employment: | 20 | HOURLY: | \$30.11 | \$25.44 | \$28.05 | \$29.59 | \$31.70 | \$35.19 |

19-1042 Medical Scientists, Except Epidemiologists

Alternate Job Title(s): Cancer Researcher; Immunochemist; Toxicologist

Conduct research dealing with the understanding of human diseases and the improvement of human health. Engage in clinical investigation, research and development, or other related activities. Includes physicians, dentists, pharmacologists, and medical pathologists who primarily conduct research. Practitioners who primarily provide medical or dental care or dispense drugs are included in Healthcare Diagnosing or Treating Practitioners (29-1000).

| | | | | | | | | |
|-----------------------------|----|----------------|----------|----------|----------|----------|----------|----------|
| North Dakota | | ANNUAL: | \$54,800 | \$27,850 | \$40,680 | \$49,450 | \$71,030 | \$93,230 |
| Employment: | 60 | HOURLY: | \$26.35 | \$13.39 | \$19.56 | \$23.77 | \$34.15 | \$44.82 |
| Region 5 | | ANNUAL: | \$55,580 | \$26,810 | \$40,680 | \$49,450 | \$71,030 | \$93,230 |
| Employment: | 40 | HOURLY: | \$26.72 | \$12.89 | \$19.56 | \$23.77 | \$34.15 | \$44.82 |
| Fargo, ND-MN MetroSA | | ANNUAL: | \$60,210 | \$30,260 | \$40,680 | \$59,120 | \$71,040 | \$93,230 |
| Employment: | 50 | HOURLY: | \$28.95 | \$14.55 | \$19.56 | \$28.42 | \$34.16 | \$44.82 |

19-1099 Life Scientists, All Other

Alternate Job Title(s): Life Science Taxonomist

All life scientists not listed separately.

| | | | | | | | | |
|-----------------|-----|----------------|----------|----------|----------|----------|----------|----------|
| Region 5 | | ANNUAL: | \$65,330 | \$45,280 | \$49,860 | \$63,740 | \$64,630 | \$98,110 |
| Employment: | N/A | HOURLY: | \$31.41 | \$21.77 | \$23.97 | \$30.64 | \$31.07 | \$47.17 |

19-2021 Atmospheric and Space Scientists

Alternate Job Title(s): Atmospheric Chemist; Climatologist; Hurricane Tracker; Meteorologist

Investigate atmospheric phenomena and interpret meteorological data, gathered by surface and air stations, satellites, and radar to prepare reports and forecasts for public and other uses. Includes weather analysts and forecasters whose functions require the detailed knowledge of meteorology.

| | | | | | | | | |
|---------------------|----|----------------|----------|----------|----------|----------|-----------|-----------|
| North Dakota | | ANNUAL: | \$87,470 | \$44,720 | \$54,720 | \$84,640 | \$116,380 | \$122,680 |
| Employment: | 40 | HOURLY: | \$42.05 | \$21.50 | \$26.31 | \$40.69 | \$55.95 | \$58.98 |
| Region 7 | | ANNUAL: | \$86,930 | \$44,720 | \$63,360 | \$84,640 | \$110,090 | \$122,680 |
| Employment: | 20 | HOURLY: | \$41.79 | \$21.50 | \$30.46 | \$40.69 | \$52.93 | \$58.98 |

'N/A' indicates data or information cannot be released due to reliability, availability, or confidentiality restrictions. Since a portion of substate employment is not attributed to a region, substate areas will NOT add up to statewide totals. Rounding and the absence of suppressed data may also affect additivity.

| | | | WAGE ESTIMATES | | | | | |
|--|-----|----------------|-------------------|--------------------|--------------------|--------------------------------|--------------------|--------------------|
| | | | Average (Mean) | 10th Percentile | 25th Percentile | 50th Percentile (Median) | 75th Percentile | 90th Percentile |
| 19-2031 Chemists | | | | | | | | |
| Alternate Job Title(s): Food Chemist; Industrial Chemist; Inorganic Chemist; Research and Development Chemist | | | | | | | | |
| Conduct qualitative and quantitative chemical analyses or experiments in laboratories for quality or process control or to develop new products or knowledge. Excludes Biochemists and Biophysicists (19-1021) and Geoscientists, Except Hydrologists and Geographers (19-2042). | | | | | | | | |
| North Dakota | | ANNUAL: | \$87,480 | \$55,810 | \$65,750 | \$82,750 | \$104,850 | \$122,660 |
| Employment: | 140 | HOURLY: | \$42.06 | \$26.83 | \$31.61 | \$39.78 | \$50.41 | \$58.97 |
| Region 1 | | ANNUAL: | \$79,460 | \$65,750 | \$65,750 | \$78,610 | \$97,420 | \$113,530 |
| Employment: | 10 | HOURLY: | \$38.20 | \$31.61 | \$31.61 | \$37.79 | \$46.84 | \$54.58 |
| Region 4 | | ANNUAL: | \$93,260 | \$64,190 | \$69,100 | \$78,230 | \$107,640 | \$159,950 |
| Employment: | 20 | HOURLY: | \$44.84 | \$30.86 | \$33.22 | \$37.61 | \$51.75 | \$76.90 |
| Region 5 | | ANNUAL: | \$84,400 | \$51,480 | \$63,300 | \$78,350 | \$93,110 | \$121,320 |
| Employment: | 70 | HOURLY: | \$40.58 | \$24.75 | \$30.43 | \$37.67 | \$44.76 | \$58.33 |
| Region 7 | | ANNUAL: | \$89,890 | \$50,750 | \$63,960 | \$100,850 | \$105,400 | \$127,670 |
| Employment: | 40 | HOURLY: | \$43.21 | \$24.40 | \$30.75 | \$48.49 | \$50.67 | \$61.38 |
| Bismarck, ND MetroSA | | ANNUAL: | \$76,310 | \$49,960 | \$55,810 | \$63,960 | \$94,180 | \$104,850 |
| Employment: | 20 | HOURLY: | \$36.69 | \$24.02 | \$26.83 | \$30.75 | \$45.28 | \$50.41 |
| Fargo, ND-MN MetroSA | | ANNUAL: | \$82,290 | \$49,430 | \$63,290 | \$75,460 | \$93,110 | \$121,320 |
| Employment: | 60 | HOURLY: | \$39.56 | \$23.76 | \$30.43 | \$36.28 | \$44.76 | \$58.33 |
| Grand Forks, ND-MN MetroSA | | ANNUAL: | \$93,450 | \$64,190 | \$71,140 | \$78,230 | \$107,640 | \$159,950 |
| Employment: | 20 | HOURLY: | \$44.93 | \$30.86 | \$34.20 | \$37.61 | \$51.75 | \$76.90 |
| West ND Nonmetro Area | | ANNUAL: | \$96,890 | \$65,750 | \$78,610 | \$100,850 | \$105,400 | \$127,670 |
| Employment: | 30 | HOURLY: | \$46.58 | \$31.61 | \$37.79 | \$48.49 | \$50.67 | \$61.38 |
| East ND Nonmetro Area | | ANNUAL: | \$88,930 | \$59,760 | \$69,100 | \$78,610 | \$95,570 | \$168,210 |
| Employment: | 20 | HOURLY: | \$42.75 | \$28.73 | \$33.22 | \$37.79 | \$45.95 | \$80.87 |

19-2041 Environmental Scientists and Specialists, Including Health**Alternate Job Title(s):** Hazardous Substances Scientist; Health Environmentalist; Water Pollution Scientist

Conduct research or perform investigation for the purpose of identifying, abating, or eliminating sources of pollutants or hazards that affect either the environment or public health. Using knowledge of various scientific disciplines, may collect, synthesize, study, report, and recommend action based on data derived from measurements or observations of air, food, soil, water, and other sources. Excludes Zoologists and Wildlife Biologists (19-1023), Conservation Scientists (19-1031), Forest and Conservation Technicians (19-4071), Occupational Health and Safety Specialists (19-5011), Fish and Game Wardens (33-3031), and Forest and Conservation Workers (45-4011).

| | | | | | | | | |
|------------------------------|-----|----------------|----------|----------|----------|----------|-----------|-----------|
| North Dakota | | ANNUAL: | \$66,040 | \$47,100 | \$53,040 | \$59,290 | \$73,590 | \$88,380 |
| Employment: | 200 | HOURLY: | \$31.75 | \$22.65 | \$25.50 | \$28.50 | \$35.38 | \$42.49 |
| Region 5 | | ANNUAL: | \$57,660 | \$45,560 | \$47,470 | \$54,480 | \$59,290 | \$69,160 |
| Employment: | 20 | HOURLY: | \$27.72 | \$21.90 | \$22.82 | \$26.19 | \$28.50 | \$33.25 |
| Region 7 | | ANNUAL: | \$64,960 | \$47,690 | \$53,980 | \$60,300 | \$73,990 | \$84,120 |
| Employment: | 150 | HOURLY: | \$31.23 | \$22.93 | \$25.95 | \$28.99 | \$35.57 | \$40.44 |
| Bismarck, ND MetroSA | | ANNUAL: | \$64,800 | \$47,100 | \$53,980 | \$60,300 | \$73,990 | \$84,120 |
| Employment: | 150 | HOURLY: | \$31.15 | \$22.65 | \$25.95 | \$28.99 | \$35.57 | \$40.44 |
| Fargo, ND-MN MetroSA | | ANNUAL: | \$59,580 | \$45,560 | \$47,470 | \$54,490 | \$63,240 | \$85,010 |
| Employment: | 20 | HOURLY: | \$28.64 | \$21.91 | \$22.82 | \$26.20 | \$30.40 | \$40.87 |
| West ND Nonmetro Area | | ANNUAL: | \$83,220 | \$47,850 | \$48,930 | \$58,960 | \$110,240 | \$156,520 |
| Employment: | 20 | HOURLY: | \$40.01 | \$23.00 | \$23.52 | \$28.35 | \$53.00 | \$75.25 |

'N/A' indicates data or information cannot be released due to reliability, availability, or confidentiality restrictions. Since a portion of substate employment is not attributed to a region, substate areas will NOT add up to statewide totals. Rounding and the absence of suppressed data may also affect additivity.

| | WAGE ESTIMATES | | | | | |
|--|-------------------|--------------------|--------------------|--------------------------------|--------------------|--------------------|
| | Average (Mean) | 10th Percentile | 25th Percentile | 50th Percentile (Median) | 75th Percentile | 90th Percentile |

19-2042 Geoscientists, Except Hydrologists and Geographers

Alternate Job Title(s): Geochemist; Oceanographer; Petrologist; Volcanologist

Study the composition, structure, and other physical aspects of the Earth. May use geological, physics, and mathematics knowledge in exploration for oil, gas, minerals, or underground water; or in waste disposal, land reclamation, or other environmental problems. May study the Earth's internal composition, atmospheres, and oceans, and its magnetic, electrical, and gravitational forces. Includes mineralogists, paleontologists, stratigraphers, geodesists, and seismologists.

| | | | | | | | | |
|------------------------------|----|----------------|-----------|----------|----------|-----------|-----------|-----------|
| North Dakota | | ANNUAL: | \$100,090 | \$71,080 | \$81,640 | \$87,100 | \$113,900 | \$133,140 |
| Employment: | 80 | HOURLY: | \$48.12 | \$34.17 | \$39.25 | \$41.88 | \$54.76 | \$64.01 |
| Region 1 | | ANNUAL: | \$95,120 | \$81,630 | \$81,650 | \$81,650 | \$87,100 | \$142,520 |
| Employment: | 30 | HOURLY: | \$45.73 | \$39.25 | \$39.26 | \$39.26 | \$41.88 | \$68.52 |
| Region 4 | | ANNUAL: | \$107,140 | \$62,190 | \$84,390 | \$106,830 | \$133,140 | \$133,140 |
| Employment: | 30 | HOURLY: | \$51.51 | \$29.90 | \$40.57 | \$51.36 | \$64.01 | \$64.01 |
| Region 7 | | ANNUAL: | \$95,400 | \$71,080 | \$71,560 | \$88,170 | \$112,130 | \$137,970 |
| Employment: | 10 | HOURLY: | \$45.86 | \$34.17 | \$34.40 | \$42.39 | \$53.91 | \$66.33 |
| West ND Nonmetro Area | | ANNUAL: | \$101,620 | \$81,630 | \$81,650 | \$84,770 | \$113,910 | \$148,200 |
| Employment: | 40 | HOURLY: | \$48.86 | \$39.25 | \$39.26 | \$40.76 | \$54.76 | \$71.25 |

19-2043 Hydrologists

Alternate Job Title(s): Hydrogeologist; Isotope Hydrologist; Surface Hydrologist

Research the distribution, circulation, and physical properties of underground and surface waters; and study the form and intensity of precipitation and its rate of infiltration into the soil, movement through the earth, and return to the ocean and atmosphere.

| | | | | | | | | |
|-----------------------------|----|----------------|----------|----------|----------|----------|----------|-----------|
| North Dakota | | ANNUAL: | \$86,040 | \$67,970 | \$75,980 | \$84,640 | \$94,200 | \$103,170 |
| Employment: | 30 | HOURLY: | \$41.37 | \$32.68 | \$36.53 | \$40.69 | \$45.29 | \$49.60 |
| Region 7 | | ANNUAL: | \$83,140 | \$67,080 | \$73,490 | \$81,990 | \$93,350 | \$103,170 |
| Employment: | 30 | HOURLY: | \$39.97 | \$32.25 | \$35.33 | \$39.42 | \$44.88 | \$49.60 |
| Bismarck, ND MetroSA | | ANNUAL: | \$83,140 | \$67,080 | \$73,490 | \$81,990 | \$93,350 | \$103,170 |
| Employment: | 30 | HOURLY: | \$39.97 | \$32.25 | \$35.33 | \$39.42 | \$44.88 | \$49.60 |

19-2099 Physical Scientists, All Other

Alternate Job Title(s): N/A

All physical scientists not listed separately.

| | | | | | | | | |
|-----------------------------|----|----------------|----------|----------|----------|----------|----------|-----------|
| North Dakota | | ANNUAL: | \$82,440 | \$32,280 | \$42,210 | \$55,960 | \$97,570 | \$157,160 |
| Employment: | 50 | HOURLY: | \$39.63 | \$15.52 | \$20.29 | \$26.91 | \$46.91 | \$75.56 |
| Region 5 | | ANNUAL: | \$78,520 | \$36,660 | \$42,720 | \$54,980 | \$96,830 | \$157,160 |
| Employment: | 30 | HOURLY: | \$37.75 | \$17.62 | \$20.54 | \$26.43 | \$46.55 | \$75.56 |
| Fargo, ND-MN MetroSA | | ANNUAL: | \$81,560 | \$36,660 | \$42,710 | \$54,980 | \$96,820 | \$157,160 |
| Employment: | 30 | HOURLY: | \$39.21 | \$17.63 | \$20.54 | \$26.43 | \$46.55 | \$75.56 |

'N/A' indicates data or information cannot be released due to reliability, availability, or confidentiality restrictions. Since a portion of substate employment is not attributed to a region, substate areas will NOT add up to statewide totals. Rounding and the absence of suppressed data may also affect additivity.

| | WAGE ESTIMATES | | | | | |
|--|-------------------|--------------------|--------------------|--------------------------------|--------------------|--------------------|
| | Average (Mean) | 10th Percentile | 25th Percentile | 50th Percentile (Median) | 75th Percentile | 90th Percentile |

19-3033 Clinical and Counseling Psychologists

Alternate Job Title(s): Eating Disorder Psychologists; Geropsychologists

Assess, diagnose, and treat mental and emotional disorders of individuals through observation, interview, and psychological tests. Help individuals with distress or maladjustment understand their problems through their knowledge of case history, interviews with patients, and theory. Provide individual or group counseling services to assist individuals in achieving more effective personal, social, educational, and vocational development and adjustment. May design behavior modification programs and consult with medical personnel regarding the best treatment for patients. Excludes Psychiatrists (29-1223).

| | | | | | | | |
|-----------------------------------|----------------|-----------|----------|-----------|-----------|-----------|-----------|
| North Dakota | ANNUAL: | \$112,640 | \$62,260 | \$73,930 | \$102,430 | \$132,140 | \$193,490 |
| Employment: 150 | HOURLY: | \$54.16 | \$29.93 | \$35.55 | \$49.24 | \$63.53 | \$93.02 |
| Region 2 | ANNUAL: | \$110,400 | \$60,630 | \$75,100 | \$109,510 | \$134,010 | \$157,540 |
| Employment: 10 | HOURLY: | \$53.08 | \$29.15 | \$36.11 | \$52.65 | \$64.43 | \$75.74 |
| Region 4 | ANNUAL: | \$131,700 | \$62,570 | \$81,800 | \$101,620 | \$193,490 | \$193,500 |
| Employment: 30 | HOURLY: | \$63.32 | \$30.08 | \$39.33 | \$48.85 | \$93.02 | \$93.03 |
| Region 5 | ANNUAL: | \$103,620 | \$56,840 | \$73,340 | \$101,140 | \$129,010 | \$176,980 |
| Employment: 30 | HOURLY: | \$49.82 | \$27.33 | \$35.26 | \$48.62 | \$62.02 | \$85.08 |
| Region 7 | ANNUAL: | \$103,670 | \$48,550 | \$72,190 | \$99,990 | \$131,970 | \$178,900 |
| Employment: 40 | HOURLY: | \$49.84 | \$23.34 | \$34.71 | \$48.07 | \$63.45 | \$86.01 |
| Bismarck, ND MetroSA | ANNUAL: | \$103,670 | \$48,550 | \$72,190 | \$99,990 | \$131,970 | \$178,900 |
| Employment: 40 | HOURLY: | \$49.84 | \$23.34 | \$34.71 | \$48.07 | \$63.45 | \$86.01 |
| Fargo, ND-MN MetroSA | ANNUAL: | \$105,240 | \$60,430 | \$73,340 | \$100,660 | \$133,650 | \$178,510 |
| Employment: 40 | HOURLY: | \$50.59 | \$29.06 | \$35.26 | \$48.39 | \$64.26 | \$85.82 |
| Grand Forks, ND-MN MetroSA | ANNUAL: | \$117,620 | \$62,570 | \$71,200 | \$100,670 | \$132,140 | \$193,490 |
| Employment: 30 | HOURLY: | \$56.55 | \$30.08 | \$34.23 | \$48.40 | \$63.53 | \$93.02 |
| West ND Nonmetro Area | ANNUAL: | \$115,050 | \$61,530 | \$75,100 | \$110,410 | \$134,220 | \$179,640 |
| Employment: 30 | HOURLY: | \$55.31 | \$29.58 | \$36.11 | \$53.08 | \$64.53 | \$86.36 |
| East ND Nonmetro Area | ANNUAL: | \$130,510 | \$75,100 | \$107,850 | \$110,870 | \$130,600 | \$162,950 |
| Employment: 20 | HOURLY: | \$62.75 | \$36.11 | \$51.85 | \$53.30 | \$62.79 | \$78.34 |

19-3034 School Psychologists

Alternate Job Title(s): Educational Psychologists

Diagnose and implement individual or schoolwide interventions or strategies to address educational, behavioral, or developmental issues that adversely impact educational functioning in a school. May address student learning and behavioral problems and counsel students or families. May design and implement performance plans, and evaluate performance. May consult with other school-based personnel.

| | | | | | | | |
|------------------------------|----------------|----------|----------|----------|----------|----------|----------|
| North Dakota | ANNUAL: | \$68,740 | \$50,420 | \$59,750 | \$64,850 | \$79,970 | \$79,970 |
| Employment: 110 | HOURLY: | \$33.05 | \$24.24 | \$28.73 | \$31.18 | \$38.45 | \$38.45 |
| Region 5 | ANNUAL: | \$63,420 | \$51,360 | \$51,760 | \$62,190 | \$69,610 | \$81,740 |
| Employment: 20 | HOURLY: | \$30.49 | \$24.69 | \$24.88 | \$29.90 | \$33.47 | \$39.30 |
| Region 7 | ANNUAL: | \$70,570 | \$47,760 | \$64,850 | \$75,760 | \$79,970 | \$79,970 |
| Employment: 50 | HOURLY: | \$33.93 | \$22.96 | \$31.18 | \$36.42 | \$38.45 | \$38.45 |
| Fargo, ND-MN MetroSA | ANNUAL: | \$68,660 | \$51,360 | \$51,760 | \$62,190 | \$79,210 | \$96,540 |
| Employment: 30 | HOURLY: | \$33.01 | \$24.69 | \$24.88 | \$29.90 | \$38.08 | \$46.41 |
| West ND Nonmetro Area | ANNUAL: | \$76,010 | \$55,680 | \$71,850 | \$75,760 | \$78,420 | \$96,590 |
| Employment: 10 | HOURLY: | \$36.54 | \$26.77 | \$34.54 | \$36.43 | \$37.70 | \$46.44 |
| East ND Nonmetro Area | ANNUAL: | \$74,150 | \$52,140 | \$63,440 | \$69,610 | \$80,320 | \$88,560 |
| Employment: 10 | HOURLY: | \$35.65 | \$25.07 | \$30.50 | \$33.47 | \$38.61 | \$42.58 |

'N/A' indicates data or information cannot be released due to reliability, availability, or confidentiality restrictions. Since a portion of substate employment is not attributed to a region, substate areas will NOT add up to statewide totals. Rounding and the absence of suppressed data may also affect additivity.

| | | | WAGE ESTIMATES | | | | | | |
|---|----|--|-------------------|--------------------|--------------------|--------------------------------|--------------------|--------------------|-----------|
| | | | Average (Mean) | 10th Percentile | 25th Percentile | 50th Percentile (Median) | 75th Percentile | 90th Percentile | |
| 19-3039 Psychologists, All Other | | | | | | | | | |
| Alternate Job Title(s): Forensic Psychologist; Social Psychologist; Sports Psychologist | | | | | | | | | |
| All psychologists not listed separately. | | | | | | | | | |
| North Dakota | | | ANNUAL: | \$103,330 | \$26,290 | \$76,230 | \$120,850 | \$125,320 | \$131,560 |
| Employment: | 20 | | HOURLY: | \$49.68 | \$12.64 | \$36.65 | \$58.10 | \$60.25 | \$63.25 |
| Fargo, ND-MN MetroSA | | | ANNUAL: | \$94,730 | \$26,290 | \$46,390 | \$107,040 | \$120,850 | \$131,210 |
| Employment: | 20 | | HOURLY: | \$45.54 | \$12.64 | \$22.31 | \$51.46 | \$58.10 | \$63.08 |

19-3051 Urban and Regional Planners

Alternate Job Title(s): City Planner; Community Development Planner

Develop comprehensive plans and programs for use of land and physical facilities of jurisdictions, such as towns, cities, counties, and metropolitan areas.

| | | | | | | | | |
|----------------------------|-----|---------|----------|----------|----------|----------|-----------|-----------|
| North Dakota | | ANNUAL: | \$79,930 | \$55,990 | \$63,200 | \$75,370 | \$98,280 | \$108,940 |
| Employment: | 110 | HOURLY: | \$38.43 | \$26.92 | \$30.39 | \$36.24 | \$47.25 | \$52.37 |
| Region 1 | | ANNUAL: | \$80,600 | \$48,520 | \$63,200 | \$67,610 | \$102,920 | \$128,790 |
| Employment: | 20 | HOURLY: | \$38.75 | \$23.33 | \$30.39 | \$32.51 | \$49.48 | \$61.92 |
| Region 5 | | ANNUAL: | \$83,420 | \$61,340 | \$63,200 | \$77,850 | \$100,440 | \$100,770 |
| Employment: | 30 | HOURLY: | \$40.11 | \$29.49 | \$30.39 | \$37.43 | \$48.29 | \$48.45 |
| Region 7 | | ANNUAL: | \$77,000 | \$62,260 | \$65,240 | \$70,990 | \$80,340 | \$108,940 |
| Employment: | 30 | HOURLY: | \$37.02 | \$29.93 | \$31.37 | \$34.13 | \$38.63 | \$52.37 |
| Bismarck, ND MetroSA | | ANNUAL: | \$76,540 | \$63,260 | \$65,240 | \$70,990 | \$80,340 | \$108,940 |
| Employment: | 30 | HOURLY: | \$36.80 | \$30.41 | \$31.37 | \$34.13 | \$38.63 | \$52.37 |
| Fargo, ND-MN MetroSA | | ANNUAL: | \$84,330 | \$61,340 | \$63,220 | \$83,160 | \$100,440 | \$122,800 |
| Employment: | 40 | HOURLY: | \$40.54 | \$29.49 | \$30.39 | \$39.98 | \$48.29 | \$59.04 |
| Grand Forks, ND-MN MetroSA | | ANNUAL: | \$82,600 | \$44,720 | \$62,380 | \$76,610 | \$99,580 | \$116,470 |
| Employment: | 10 | HOURLY: | \$39.71 | \$21.50 | \$29.99 | \$36.83 | \$47.87 | \$56.00 |
| West ND Nonmetro Area | | ANNUAL: | \$82,270 | \$61,700 | \$63,200 | \$71,910 | \$102,920 | \$120,180 |
| Employment: | 30 | HOURLY: | \$39.56 | \$29.66 | \$30.39 | \$34.57 | \$49.48 | \$57.78 |

19-3091 Anthropologists and Archeologists

Alternate Job Title(s): Ethnoarchaeologist; Political Anthropologist; Research Archaeologist

Study the origin, development, and behavior of human beings. May study the way of life, language, or physical characteristics of people in various parts of the world. May engage in systematic recovery and examination of material evidence, such as tools or pottery remaining from past human cultures, in order to determine the history, customs, and living habits of earlier civilizations.

| | | | | | | | | |
|----------------------|----|---------|----------|----------|----------|----------|----------|----------|
| North Dakota | | ANNUAL: | \$69,720 | \$52,140 | \$61,400 | \$72,820 | \$79,350 | \$87,890 |
| Employment: | 20 | HOURLY: | \$33.52 | \$25.07 | \$29.52 | \$35.01 | \$38.15 | \$42.26 |
| Region 7 | | ANNUAL: | \$72,020 | \$52,140 | \$61,930 | \$73,800 | \$84,430 | \$88,090 |
| Employment: | 20 | HOURLY: | \$34.62 | \$25.07 | \$29.77 | \$35.48 | \$40.59 | \$42.35 |
| Bismarck, ND MetroSA | | ANNUAL: | \$71,090 | \$52,140 | \$61,400 | \$73,800 | \$84,430 | \$88,090 |
| Employment: | 20 | HOURLY: | \$34.18 | \$25.07 | \$29.52 | \$35.48 | \$40.59 | \$42.35 |

'N/A' indicates data or information cannot be released due to reliability, availability, or confidentiality restrictions. Since a portion of substate employment is not attributed to a region, substate areas will NOT add up to statewide totals. Rounding and the absence of suppressed data may also affect additivity.

| | | | WAGE ESTIMATES | | | | | | |
|--|-----|--|-------------------|--------------------|--------------------|--------------------------------|--------------------|--------------------|-----------|
| | | | Average (Mean) | 10th Percentile | 25th Percentile | 50th Percentile (Median) | 75th Percentile | 90th Percentile | |
| 19-3099 Social Scientists and Related Workers, All Other | | | | | | | | | |
| Alternate Job Title(s): Demographer; Ethnologist; Linguist | | | | | | | | | |
| All social scientists and related workers not listed separately. | | | | | | | | | |
| North Dakota | | | ANNUAL: | \$68,900 | \$39,010 | \$52,000 | \$70,620 | \$79,440 | \$97,510 |
| Employment: | 100 | | HOURLY: | \$33.12 | \$18.75 | \$25.00 | \$33.95 | \$38.19 | \$46.88 |
| Region 5 | | | ANNUAL: | \$66,870 | \$39,010 | \$49,740 | \$68,410 | \$79,440 | \$100,530 |
| Employment: | 60 | | HOURLY: | \$32.15 | \$18.75 | \$23.91 | \$32.89 | \$38.19 | \$48.33 |
| Region 7 | | | ANNUAL: | \$68,240 | \$38,520 | \$44,640 | \$59,490 | \$92,580 | \$92,580 |
| Employment: | 10 | | HOURLY: | \$32.81 | \$18.52 | \$21.46 | \$28.60 | \$44.51 | \$44.51 |
| Bismarck, ND MetroSA | | | ANNUAL: | \$68,240 | \$38,520 | \$44,640 | \$59,490 | \$92,580 | \$92,580 |
| Employment: | 10 | | HOURLY: | \$32.81 | \$18.52 | \$21.46 | \$28.60 | \$44.51 | \$44.51 |
| Fargo, ND-MN MetroSA | | | ANNUAL: | \$66,870 | \$39,010 | \$49,740 | \$68,410 | \$79,440 | \$100,530 |
| Employment: | 60 | | HOURLY: | \$32.15 | \$18.75 | \$23.91 | \$32.89 | \$38.19 | \$48.33 |
| West ND Nonmetro Area | | | ANNUAL: | \$69,990 | \$31,930 | \$52,000 | \$75,030 | \$87,300 | \$97,510 |
| Employment: | 20 | | HOURLY: | \$33.65 | \$15.35 | \$25.00 | \$36.07 | \$41.97 | \$46.88 |

19-4012 Agricultural Technicians

Alternate Job Title(s): Feed Research Technician; Feed Research Technician; Seed Analyst

Work with agricultural scientists in plant, fiber, and animal research, or assist with animal breeding and nutrition. Set up or maintain laboratory equipment and collect samples from crops or animals. Prepare specimens or record data to assist scientists in biology or related life science experiments. Conduct tests and experiments to improve yield and quality of crops or to increase the resistance of plants and animals to disease or insects.

| | | | | | | | | | |
|-----------------------------|-----|--|---------|----------|----------|----------|----------|----------|----------|
| North Dakota | | | ANNUAL: | \$42,980 | \$32,630 | \$33,220 | \$39,080 | \$50,270 | \$61,100 |
| Employment: | 220 | | HOURLY: | \$20.66 | \$15.69 | \$15.97 | \$18.79 | \$24.17 | \$29.38 |
| Region 2 | | | ANNUAL: | \$41,450 | \$33,220 | \$33,220 | \$35,770 | \$44,510 | \$64,270 |
| Employment: | 10 | | HOURLY: | \$19.93 | \$15.97 | \$15.97 | \$17.20 | \$21.40 | \$30.90 |
| Region 5 | | | ANNUAL: | \$44,680 | \$32,630 | \$34,660 | \$39,080 | \$50,270 | \$61,100 |
| Employment: | 140 | | HOURLY: | \$21.48 | \$15.69 | \$16.66 | \$18.79 | \$24.17 | \$29.38 |
| Region 7 | | | ANNUAL: | \$38,150 | \$32,700 | \$32,710 | \$34,960 | \$38,710 | \$50,410 |
| Employment: | 20 | | HOURLY: | \$18.34 | \$15.72 | \$15.72 | \$16.81 | \$18.61 | \$24.24 |
| Bismarck, ND MetroSA | | | ANNUAL: | \$38,150 | \$32,700 | \$32,710 | \$34,960 | \$38,700 | \$50,410 |
| Employment: | 20 | | HOURLY: | \$18.34 | \$15.72 | \$15.72 | \$16.81 | \$18.61 | \$24.24 |
| Fargo, ND-MN MetroSA | | | ANNUAL: | \$44,840 | \$32,630 | \$33,420 | \$39,080 | \$50,270 | \$61,100 |
| Employment: | 140 | | HOURLY: | \$21.56 | \$15.69 | \$16.07 | \$18.79 | \$24.17 | \$29.38 |

'N/A' indicates data or information cannot be released due to reliability, availability, or confidentiality restrictions. Since a portion of substate employment is not attributed to a region, substate areas will NOT add up to statewide totals. Rounding and the absence of suppressed data may also affect additivity.

| | | | WAGE ESTIMATES | | | | | |
|---|-----|----------------|-------------------|--------------------|--------------------|--------------------------------|--------------------|--------------------|
| | | | Average (Mean) | 10th Percentile | 25th Percentile | 50th Percentile (Median) | 75th Percentile | 90th Percentile |
| 19-4021 Biological Technicians | | | | | | | | |
| Alternate Job Title(s): Bacteriology Technician; Marine Fisheries Technician; Wildlife Technician | | | | | | | | |
| Assist biological and medical scientists. Set up, operate, and maintain laboratory instruments and equipment, monitor experiments, collect data and samples, make observations, and calculate and record results. May analyze organic substances, such as blood, food, and drugs. | | | | | | | | |
| North Dakota | | ANNUAL: | \$45,180 | \$32,550 | \$36,110 | \$42,530 | \$50,760 | \$61,060 |
| Employment: | 270 | HOURLY: | \$21.72 | \$15.65 | \$17.36 | \$20.45 | \$24.41 | \$29.35 |
| Region 4 | | ANNUAL: | \$44,710 | \$40,250 | \$42,530 | \$42,530 | \$46,220 | \$52,190 |
| Employment: | N/A | HOURLY: | \$21.50 | \$19.35 | \$20.45 | \$20.45 | \$22.22 | \$25.09 |
| Region 5 | | ANNUAL: | \$48,450 | \$32,550 | \$37,890 | \$47,740 | \$59,450 | \$67,500 |
| Employment: | 140 | HOURLY: | \$23.29 | \$15.65 | \$18.22 | \$22.95 | \$28.58 | \$32.45 |
| Region 6 | | ANNUAL: | \$44,800 | \$32,280 | \$36,110 | \$41,160 | \$53,690 | \$63,730 |
| Employment: | 10 | HOURLY: | \$21.54 | \$15.52 | \$17.36 | \$19.79 | \$25.81 | \$30.64 |
| Region 7 | | ANNUAL: | \$40,400 | \$32,550 | \$33,480 | \$36,110 | \$44,720 | \$54,500 |
| Employment: | 70 | HOURLY: | \$19.43 | \$15.65 | \$16.10 | \$17.36 | \$21.50 | \$26.20 |
| Bismarck, ND MetroSA | | ANNUAL: | \$40,930 | \$32,550 | \$33,220 | \$37,320 | \$46,950 | \$54,500 |
| Employment: | 50 | HOURLY: | \$19.68 | \$15.65 | \$15.97 | \$17.94 | \$22.57 | \$26.20 |
| Fargo, ND-MN MetroSA | | ANNUAL: | \$48,280 | \$32,550 | \$37,890 | \$47,740 | \$59,450 | \$65,890 |
| Employment: | 140 | HOURLY: | \$23.21 | \$15.65 | \$18.22 | \$22.95 | \$28.58 | \$31.68 |
| Grand Forks, ND-MN MetroSA | | ANNUAL: | \$45,270 | \$40,250 | \$42,530 | \$42,530 | \$43,720 | \$56,660 |
| Employment: | 30 | HOURLY: | \$21.77 | \$19.35 | \$20.45 | \$20.45 | \$21.02 | \$27.24 |
| West ND Nonmetro Area | | ANNUAL: | \$40,140 | \$33,220 | \$36,110 | \$36,110 | \$40,250 | \$53,680 |
| Employment: | 40 | HOURLY: | \$19.30 | \$15.97 | \$17.36 | \$17.36 | \$19.35 | \$25.81 |
| East ND Nonmetro Area | | ANNUAL: | \$45,390 | \$32,280 | \$36,110 | \$45,030 | \$53,680 | \$58,160 |
| Employment: | 20 | HOURLY: | \$21.82 | \$15.52 | \$17.36 | \$21.65 | \$25.81 | \$27.96 |

19-4031 Chemical Technicians**Alternate Job Title(s):** Assayer; Chemical Laboratory Technician; Inorganic Chemical Technician

Conduct chemical and physical laboratory tests to assist scientists in making qualitative and quantitative analyses of solids, liquids, and gaseous materials for research and development of new products or processes, quality control, maintenance of environmental standards, and other work involving experimental, theoretical, or practical application of chemistry and related sciences.

| | | | | | | | | |
|------------------------------|----|----------------|----------|----------|----------|----------|----------|----------|
| North Dakota | | ANNUAL: | \$48,130 | \$30,370 | \$37,310 | \$47,120 | \$56,320 | \$61,280 |
| Employment: | 50 | HOURLY: | \$23.14 | \$14.60 | \$17.94 | \$22.66 | \$27.08 | \$29.46 |
| Region 1 | | ANNUAL: | \$51,900 | \$44,850 | \$44,850 | \$53,060 | \$57,960 | \$60,090 |
| Employment: | 10 | HOURLY: | \$24.95 | \$21.56 | \$21.56 | \$25.51 | \$27.87 | \$28.89 |
| Region 5 | | ANNUAL: | \$40,720 | \$30,370 | \$30,370 | \$38,660 | \$47,130 | \$49,260 |
| Employment: | 10 | HOURLY: | \$19.58 | \$14.60 | \$14.60 | \$18.59 | \$22.66 | \$23.68 |
| West ND Nonmetro Area | | ANNUAL: | \$55,420 | \$44,850 | \$44,850 | \$54,610 | \$60,090 | \$63,100 |
| Employment: | 20 | HOURLY: | \$26.65 | \$21.56 | \$21.56 | \$26.26 | \$28.89 | \$30.34 |

'N/A' indicates data or information cannot be released due to reliability, availability, or confidentiality restrictions. Since a portion of substate employment is not attributed to a region, substate areas will NOT add up to statewide totals. Rounding and the absence of suppressed data may also affect additivity.

| | | WAGE ESTIMATES | | | | | |
|---|--|-------------------|--------------------|--------------------|--------------------------------|--------------------|--------------------|
| | | Average (Mean) | 10th Percentile | 25th Percentile | 50th Percentile (Median) | 75th Percentile | 90th Percentile |
| 19-4042 Environmental Science and Protection Technicians, Including Health | | | | | | | |
| Alternate Job Title(s): Certified Indoor Environmentalist; Environmental Science Technician; Infectious Waste Technician; Pollution Control Technician | | | | | | | |
| Perform laboratory and field tests to monitor the environment and investigate sources of pollution, including those that affect health, under the direction of an environmental scientist, engineer, or other specialist. May collect samples of gases, soil, water, and other materials for testing. | | | | | | | |
| North Dakota | | ANNUAL: | \$55,240 | \$48,170 | \$49,490 | \$56,660 | \$60,060 |
| Employment: 110 | | HOURLY: | \$26.56 | \$23.16 | \$23.80 | \$27.24 | \$28.88 |
| Region 4 | | ANNUAL: | \$55,820 | \$39,440 | \$48,440 | \$57,990 | \$59,750 |
| Employment: 20 | | HOURLY: | \$26.84 | \$18.96 | \$23.29 | \$27.88 | \$28.73 |
| Region 5 | | ANNUAL: | \$50,810 | \$39,910 | \$48,170 | \$49,020 | \$57,650 |
| Employment: 30 | | HOURLY: | \$24.43 | \$19.19 | \$23.16 | \$23.57 | \$27.72 |
| Region 7 | | ANNUAL: | \$56,870 | \$40,290 | \$49,490 | \$59,400 | \$60,390 |
| Employment: 10 | | HOURLY: | \$27.34 | \$19.37 | \$23.79 | \$28.56 | \$29.03 |
| Region 8 | | ANNUAL: | \$56,750 | \$52,260 | \$52,260 | \$57,450 | \$61,440 |
| Employment: 30 | | HOURLY: | \$27.28 | \$25.13 | \$25.13 | \$27.62 | \$29.54 |
| Bismarck, ND MetroSA | | ANNUAL: | \$57,120 | \$40,290 | \$49,490 | \$59,400 | \$60,390 |
| Employment: 10 | | HOURLY: | \$27.46 | \$19.37 | \$23.80 | \$28.56 | \$29.04 |
| Fargo, ND-MN MetroSA | | ANNUAL: | \$52,950 | \$39,910 | \$48,170 | \$50,850 | \$60,060 |
| Employment: N/A | | HOURLY: | \$25.46 | \$19.19 | \$23.16 | \$24.45 | \$28.88 |
| Grand Forks, ND-MN MetroSA | | ANNUAL: | \$54,370 | \$39,430 | \$48,440 | \$57,170 | \$59,750 |
| Employment: 20 | | HOURLY: | \$26.14 | \$18.96 | \$23.29 | \$27.49 | \$28.73 |
| West ND Nonmetro Area | | ANNUAL: | \$56,960 | \$52,260 | \$52,260 | \$57,450 | \$61,320 |
| Employment: 50 | | HOURLY: | \$27.39 | \$25.13 | \$25.13 | \$27.62 | \$29.48 |

19-4043 Geological Technicians, Except Hydrologic Technicians**Alternate Job Title(s):** Crude Tester; Geophysical Prospector; Seismic Observer

Assist scientists or engineers in the use of electronic, sonic, or nuclear measuring instruments in laboratory, exploration, and production activities to obtain data indicating resources such as metallic ore, minerals, gas, coal, or petroleum. Analyze mud and drill cuttings. Chart pressure, temperature, and other characteristics of wells or bore holes.

| | | | | | | | |
|------------------------------|--|----------------|----------|----------|----------|----------|----------|
| North Dakota | | ANNUAL: | \$54,480 | \$44,360 | \$46,370 | \$48,630 | \$61,860 |
| Employment: 40 | | HOURLY: | \$26.19 | \$21.33 | \$22.29 | \$23.38 | \$29.74 |
| Region 1 | | ANNUAL: | \$57,380 | \$46,320 | \$48,630 | \$48,840 | \$61,860 |
| Employment: 30 | | HOURLY: | \$27.59 | \$22.27 | \$23.38 | \$23.48 | \$29.74 |
| West ND Nonmetro Area | | ANNUAL: | \$54,980 | \$41,600 | \$46,370 | \$48,630 | \$61,860 |
| Employment: 40 | | HOURLY: | \$26.43 | \$20.00 | \$22.29 | \$23.38 | \$29.74 |

19-4044 Hydrologic Technicians**Alternate Job Title(s):** Groundwater Monitoring Technician

Collect and organize data concerning the distribution and circulation of ground and surface water, and data on its physical, chemical, and biological properties. Measure and report on flow rates and ground water levels, maintain field equipment, collect water samples, install and collect sampling equipment, and process samples for shipment to testing laboratories. May collect data on behalf of hydrologists, engineers, developers, government agencies, or agriculture. Excludes Hydrologists (19-2043).

| | | | | | | | |
|---------------------|--|----------------|----------|----------|----------|----------|-----------|
| North Dakota | | ANNUAL: | \$74,040 | \$40,910 | \$49,210 | \$62,000 | \$110,180 |
| Employment: 20 | | HOURLY: | \$35.59 | \$19.67 | \$23.66 | \$29.81 | \$52.97 |

'N/A' indicates data or information cannot be released due to reliability, availability, or confidentiality restrictions. Since a portion of substate employment is not attributed to a region, substate areas will NOT add up to statewide totals. Rounding and the absence of suppressed data may also affect additivity.

| | | | WAGE ESTIMATES | | | | | | |
|---|----|--|-------------------|--------------------|--------------------|--------------------------------|--------------------|--------------------|----------|
| | | | Average (Mean) | 10th Percentile | 25th Percentile | 50th Percentile (Median) | 75th Percentile | 90th Percentile | |
| 19-4061 Social Science Research Assistants | | | | | | | | | |
| Alternate Job Title(s): City Planning Aide; Economic Research Assistant; Historian Research Assistant | | | | | | | | | |
| Assist social scientists in laboratory, survey, and other social science research. May help prepare findings for publication and assist in laboratory analysis, quality control, or data management. Excludes Teaching Assistants, Postsecondary (25-9044). | | | | | | | | | |
| North Dakota | | | ANNUAL: | \$51,160 | \$35,580 | \$37,210 | \$52,350 | \$55,860 | \$66,190 |
| Employment: | 20 | | HOURLY: | \$24.59 | \$17.11 | \$17.89 | \$25.17 | \$26.86 | \$31.82 |
| Fargo, ND-MN MetroSA | | | ANNUAL: | \$52,670 | \$35,580 | \$35,850 | \$52,390 | \$52,790 | \$93,200 |
| Employment: | 10 | | HOURLY: | \$25.32 | \$17.11 | \$17.24 | \$25.19 | \$25.38 | \$44.81 |

19-4071 Forest and Conservation Technicians

Alternate Job Title(s): Forestry Aide; Soil Conservation Technician; Timber Management Technician

Provide technical assistance regarding the conservation of soil, water, forests, or related natural resources. May compile data pertaining to size, content, condition, and other characteristics of forest tracts under the direction of foresters, or train and lead forest workers in forest propagation and fire prevention and suppression. May assist conservation scientists in managing, improving, and protecting rangelands and wildlife habitats. Excludes Conservation Scientists (19-1031) and Foresters (19-1032).

| | | | | | | | | |
|-----------------------------------|--|----------------|----------|----------|----------|----------|----------|----------|
| North Dakota | | ANNUAL: | \$50,100 | \$33,220 | \$44,530 | \$54,040 | \$57,030 | \$58,160 |
| Employment: 150 | | HOURLY: | \$24.09 | \$15.97 | \$21.41 | \$25.98 | \$27.42 | \$27.96 |
| Region 1 | | ANNUAL: | \$47,370 | \$32,550 | \$33,220 | \$49,210 | \$56,780 | \$63,590 |
| Employment: 10 | | HOURLY: | \$22.77 | \$15.65 | \$15.97 | \$23.66 | \$27.30 | \$30.57 |
| Region 3 | | ANNUAL: | \$48,540 | \$32,550 | \$33,220 | \$49,110 | \$57,060 | \$65,670 |
| Employment: 20 | | HOURLY: | \$23.33 | \$15.65 | \$15.97 | \$23.61 | \$27.43 | \$31.57 |
| Region 4 | | ANNUAL: | \$53,930 | \$47,670 | \$49,110 | \$55,120 | \$57,030 | \$58,160 |
| Employment: 20 | | HOURLY: | \$25.93 | \$22.92 | \$23.61 | \$26.50 | \$27.42 | \$27.96 |
| Region 5 | | ANNUAL: | \$52,860 | \$46,950 | \$49,110 | \$54,790 | \$57,030 | \$57,030 |
| Employment: 30 | | HOURLY: | \$25.41 | \$22.57 | \$23.61 | \$26.34 | \$27.42 | \$27.42 |
| Region 6 | | ANNUAL: | \$50,560 | \$32,550 | \$49,110 | \$55,160 | \$57,030 | \$57,030 |
| Employment: 20 | | HOURLY: | \$24.31 | \$15.65 | \$23.61 | \$26.52 | \$27.42 | \$27.42 |
| Region 7 | | ANNUAL: | \$52,370 | \$34,880 | \$48,350 | \$54,900 | \$55,900 | \$69,310 |
| Employment: 30 | | HOURLY: | \$25.18 | \$16.77 | \$23.24 | \$26.39 | \$26.88 | \$33.32 |
| Region 8 | | ANNUAL: | \$42,450 | \$32,550 | \$33,220 | \$36,110 | \$47,660 | \$58,150 |
| Employment: 20 | | HOURLY: | \$20.41 | \$15.65 | \$15.97 | \$17.36 | \$22.92 | \$27.95 |
| Bismarck, ND MetroSA | | ANNUAL: | \$53,840 | \$37,320 | \$51,890 | \$55,030 | \$55,900 | \$69,310 |
| Employment: 20 | | HOURLY: | \$25.89 | \$17.94 | \$24.95 | \$26.46 | \$26.88 | \$33.32 |
| Fargo, ND-MN MetroSA | | ANNUAL: | \$49,440 | \$36,810 | \$47,650 | \$54,040 | \$54,790 | \$54,960 |
| Employment: 20 | | HOURLY: | \$23.77 | \$17.70 | \$22.91 | \$25.98 | \$26.34 | \$26.42 |
| Grand Forks, ND-MN MetroSA | | ANNUAL: | \$49,120 | \$36,370 | \$43,960 | \$54,130 | \$55,120 | \$55,450 |
| Employment: 10 | | HOURLY: | \$23.62 | \$17.49 | \$21.14 | \$26.02 | \$26.50 | \$26.66 |
| West ND Nonmetro Area | | ANNUAL: | \$45,640 | \$32,550 | \$33,220 | \$46,220 | \$56,780 | \$58,160 |
| Employment: 50 | | HOURLY: | \$21.94 | \$15.65 | \$15.97 | \$22.22 | \$27.30 | \$27.96 |
| East ND Nonmetro Area | | ANNUAL: | \$51,380 | \$33,220 | \$49,110 | \$55,160 | \$57,030 | \$57,290 |
| Employment: 60 | | HOURLY: | \$24.70 | \$15.97 | \$23.61 | \$26.52 | \$27.42 | \$27.55 |

'N/A' indicates data or information cannot be released due to reliability, availability, or confidentiality restrictions. Since a portion of substate employment is not attributed to a region, substate areas will NOT add up to statewide totals. Rounding and the absence of suppressed data may also affect additivity.

| | | WAGE ESTIMATES | | | | | | |
|---|--|-------------------|--------------------|--------------------|--------------------------------|--------------------|--------------------|----------|
| | | Average (Mean) | 10th Percentile | 25th Percentile | 50th Percentile (Median) | 75th Percentile | 90th Percentile | |
| 19-4092 Forensic Science Technicians | | | | | | | | |
| Alternate Job Title(s): Ballistics Expert; Crime Scene Technician; Trace Evidence Technician | | | | | | | | |
| Collect, identify, classify, and analyze physical evidence related to criminal investigations. Perform tests on weapons or substances, such as fiber, hair, and tissue to determine significance to investigation. May testify as expert witnesses on evidence or crime laboratory techniques. May serve as specialists in area of expertise, such as ballistics, fingerprinting, handwriting, or biochemistry. | | | | | | | | |
| North Dakota | | ANNUAL: | \$65,550 | \$47,170 | \$47,990 | \$66,500 | \$78,850 | \$85,700 |
| Employment: 20 | | HOURLY: | \$31.51 | \$22.68 | \$23.07 | \$31.97 | \$37.91 | \$41.20 |

19-4099 Life, Physical, and Social Science Technicians, All Other**Alternate Job Title(s):** Meteorological Aide; Polygraph Examiner

All life, physical, and social science technicians not listed separately.

| | | | | | | | | |
|-----------------------------------|--|---------|----------|----------|----------|----------|----------|----------|
| North Dakota | | ANNUAL: | \$59,320 | \$37,440 | \$48,790 | \$60,920 | \$65,930 | \$83,870 |
| Employment: 190 | | HOURLY: | \$28.52 | \$18.00 | \$23.46 | \$29.29 | \$31.70 | \$40.32 |
| Region 1 | | ANNUAL: | \$60,750 | \$40,250 | \$43,390 | \$65,930 | \$65,930 | \$82,530 |
| Employment: 20 | | HOURLY: | \$29.21 | \$19.35 | \$20.86 | \$31.70 | \$31.70 | \$39.68 |
| Region 5 | | ANNUAL: | \$60,330 | \$42,720 | \$58,370 | \$61,490 | \$64,760 | \$66,450 |
| Employment: 30 | | HOURLY: | \$29.01 | \$20.54 | \$28.06 | \$29.56 | \$31.14 | \$31.95 |
| Region 7 | | ANNUAL: | \$54,460 | \$29,120 | \$32,240 | \$42,720 | \$70,760 | \$94,680 |
| Employment: 30 | | HOURLY: | \$26.18 | \$14.00 | \$15.50 | \$20.54 | \$34.02 | \$45.52 |
| Bismarck, ND MetroSA | | ANNUAL: | \$54,460 | \$29,120 | \$32,240 | \$42,710 | \$70,760 | \$94,680 |
| Employment: 30 | | HOURLY: | \$26.18 | \$14.00 | \$15.50 | \$20.54 | \$34.02 | \$45.52 |
| Fargo, ND-MN MetroSA | | ANNUAL: | \$54,970 | \$35,870 | \$46,220 | \$59,640 | \$64,760 | \$64,760 |
| Employment: 30 | | HOURLY: | \$26.43 | \$17.25 | \$22.22 | \$28.67 | \$31.14 | \$31.14 |
| Grand Forks, ND-MN MetroSA | | ANNUAL: | \$60,380 | \$46,830 | \$48,790 | \$48,790 | \$64,000 | \$92,580 |
| Employment: 90 | | HOURLY: | \$29.03 | \$22.52 | \$23.46 | \$23.46 | \$30.77 | \$44.51 |
| West ND Nonmetro Area | | ANNUAL: | \$59,670 | \$43,390 | \$43,390 | \$60,200 | \$65,930 | \$82,530 |
| Employment: 30 | | HOURLY: | \$28.69 | \$20.86 | \$20.86 | \$28.94 | \$31.70 | \$39.68 |
| East ND Nonmetro Area | | ANNUAL: | \$61,250 | \$43,390 | \$50,060 | \$65,930 | \$66,450 | \$71,780 |
| Employment: 10 | | HOURLY: | \$29.45 | \$20.86 | \$24.07 | \$31.70 | \$31.95 | \$34.51 |

'N/A' indicates data or information cannot be released due to reliability, availability, or confidentiality restrictions. Since a portion of substate employment is not attributed to a region, substate areas will NOT add up to statewide totals. Rounding and the absence of suppressed data may also affect additivity.

| | | WAGE ESTIMATES | | | | | |
|--|--|-------------------|--------------------|--------------------|--------------------------------|--------------------|--------------------|
| | | Average (Mean) | 10th Percentile | 25th Percentile | 50th Percentile (Median) | 75th Percentile | 90th Percentile |
| 19-5011 Occupational Health and Safety Specialists | | | | | | | |
| Alternate Job Title(s): Environmental Health Sanitarian; Health and Safety Inspector; Industrial Hygienist | | | | | | | |
| Review, evaluate, and analyze work environments and design programs and procedures to control, eliminate, and prevent disease or injury caused by chemical, physical, and biological agents or ergonomic factors. May conduct inspections and enforce adherence to laws and regulations governing the health and safety of individuals. May be employed in the public or private sector. | | | | | | | |
| North Dakota | | ANNUAL: | \$83,940 | \$54,720 | \$63,950 | \$80,030 | \$100,860 |
| Employment: 520 | | HOURLY: | \$40.36 | \$26.31 | \$30.75 | \$38.48 | \$48.49 |
| Region 1 | | ANNUAL: | \$91,340 | \$53,680 | \$62,490 | \$98,330 | \$106,190 |
| Employment: 110 | | HOURLY: | \$43.91 | \$25.81 | \$30.04 | \$47.27 | \$51.05 |
| Region 2 | | ANNUAL: | \$90,970 | \$58,240 | \$75,020 | \$98,180 | \$108,150 |
| Employment: 60 | | HOURLY: | \$43.73 | \$28.00 | \$36.07 | \$47.20 | \$51.99 |
| Region 4 | | ANNUAL: | \$75,130 | \$55,730 | \$62,890 | \$66,540 | \$84,640 |
| Employment: 40 | | HOURLY: | \$36.12 | \$26.79 | \$30.23 | \$31.99 | \$40.69 |
| Region 5 | | ANNUAL: | \$78,280 | \$57,080 | \$63,810 | \$76,750 | \$93,410 |
| Employment: 120 | | HOURLY: | \$37.63 | \$27.44 | \$30.68 | \$36.90 | \$44.91 |
| Region 6 | | ANNUAL: | \$75,760 | \$58,630 | \$66,050 | \$70,140 | \$88,680 |
| Employment: 10 | | HOURLY: | \$36.42 | \$28.19 | \$31.76 | \$33.72 | \$42.63 |
| Region 7 | | ANNUAL: | \$79,170 | \$54,080 | \$63,960 | \$74,630 | \$89,690 |
| Employment: 100 | | HOURLY: | \$38.06 | \$26.00 | \$30.75 | \$35.88 | \$43.12 |
| Region 8 | | ANNUAL: | \$90,460 | \$45,080 | \$64,240 | \$90,150 | \$105,940 |
| Employment: 60 | | HOURLY: | \$43.49 | \$21.67 | \$30.88 | \$43.34 | \$50.93 |
| Bismarck, ND MetroSA | | ANNUAL: | \$75,180 | \$53,890 | \$63,950 | \$70,080 | \$84,570 |
| Employment: 90 | | HOURLY: | \$36.15 | \$25.91 | \$30.75 | \$33.69 | \$40.66 |
| Fargo, ND-MN MetroSA | | ANNUAL: | \$78,670 | \$57,080 | \$63,810 | \$76,830 | \$91,810 |
| Employment: 110 | | HOURLY: | \$37.82 | \$27.44 | \$30.68 | \$36.94 | \$44.14 |
| Grand Forks, ND-MN MetroSA | | ANNUAL: | \$76,340 | \$56,540 | \$63,060 | \$66,540 | \$88,550 |
| Employment: 40 | | HOURLY: | \$36.70 | \$27.18 | \$30.32 | \$31.99 | \$42.57 |
| West ND Nonmetro Area | | ANNUAL: | \$92,030 | \$53,680 | \$71,340 | \$98,180 | \$108,150 |
| Employment: 240 | | HOURLY: | \$44.25 | \$25.81 | \$34.30 | \$47.20 | \$51.99 |
| East ND Nonmetro Area | | ANNUAL: | \$78,140 | \$58,240 | \$64,230 | \$72,820 | \$91,200 |
| Employment: 40 | | HOURLY: | \$37.57 | \$28.00 | \$30.88 | \$35.01 | \$43.84 |

'N/A' indicates data or information cannot be released due to reliability, availability, or confidentiality restrictions. Since a portion of substate employment is not attributed to a region, substate areas will NOT add up to statewide totals. Rounding and the absence of suppressed data may also affect additivity.

| | | | WAGE ESTIMATES | | | | | |
|--|--|---------|-------------------|--------------------|--------------------|--------------------------------|--------------------|--------------------|
| | | | Average (Mean) | 10th Percentile | 25th Percentile | 50th Percentile (Median) | 75th Percentile | 90th Percentile |
| 19-5012 Occupational Health and Safety Technicians | | | | | | | | |
| Alternate Job Title(s): Construction Health and Safety Technician; Ergonomics Technician; Occupational Health and Safety Technologist (OHST) | | | | | | | | |
| Collect data on work environments for analysis by occupational health and safety specialists. Implement and conduct evaluation of programs designed to limit chemical, physical, biological, and ergonomic risks to workers. | | | | | | | | |
| North Dakota | | ANNUAL: | \$62,830 | \$37,620 | \$42,760 | \$51,500 | \$72,280 | \$112,740 |
| Employment: 160 | | HOURLY: | \$30.21 | \$18.09 | \$20.56 | \$24.76 | \$34.75 | \$54.20 |
| Region 1 | | ANNUAL: | \$62,940 | \$37,620 | \$37,620 | \$51,400 | \$72,280 | \$120,210 |
| Employment: 60 | | HOURLY: | \$30.26 | \$18.09 | \$18.09 | \$24.71 | \$34.75 | \$57.79 |
| Region 4 | | ANNUAL: | \$63,450 | \$47,440 | \$48,800 | \$55,020 | \$70,990 | \$100,670 |
| Employment: 10 | | HOURLY: | \$30.51 | \$22.81 | \$23.46 | \$26.45 | \$34.13 | \$48.40 |
| Region 5 | | ANNUAL: | \$55,550 | \$43,680 | \$49,600 | \$50,590 | \$63,210 | \$71,010 |
| Employment: 40 | | HOURLY: | \$26.71 | \$21.00 | \$23.84 | \$24.32 | \$30.39 | \$34.14 |
| Region 7 | | ANNUAL: | \$48,820 | \$30,690 | \$42,770 | \$50,700 | \$50,700 | \$63,350 |
| Employment: 20 | | HOURLY: | \$23.47 | \$14.76 | \$20.56 | \$24.38 | \$24.38 | \$30.45 |
| Region 8 | | ANNUAL: | \$80,440 | \$37,620 | \$56,680 | \$72,280 | \$112,740 | \$120,750 |
| Employment: 20 | | HOURLY: | \$38.67 | \$18.09 | \$27.25 | \$34.75 | \$54.20 | \$58.05 |
| Bismarck, ND MetroSA | | ANNUAL: | \$48,820 | \$30,690 | \$42,760 | \$50,700 | \$50,700 | \$63,350 |
| Employment: 20 | | HOURLY: | \$23.47 | \$14.76 | \$20.56 | \$24.38 | \$24.38 | \$30.46 |
| Fargo, ND-MN MetroSA | | ANNUAL: | \$57,830 | \$43,680 | \$49,600 | \$56,620 | \$63,240 | \$78,840 |
| Employment: 40 | | HOURLY: | \$27.80 | \$21.00 | \$23.85 | \$27.22 | \$30.40 | \$37.90 |
| West ND Nonmetro Area | | ANNUAL: | \$68,610 | \$37,620 | \$37,620 | \$64,340 | \$101,890 | \$120,680 |
| Employment: N/A | | HOURLY: | \$32.99 | \$18.09 | \$18.09 | \$30.94 | \$48.99 | \$58.02 |
| East ND Nonmetro Area | | ANNUAL: | \$49,660 | \$46,100 | \$48,800 | \$49,910 | \$51,500 | \$57,620 |
| Employment: 10 | | HOURLY: | \$23.87 | \$22.16 | \$23.46 | \$24.00 | \$24.76 | \$27.70 |

'N/A' indicates data or information cannot be released due to reliability, availability, or confidentiality restrictions. Since a portion of substate employment is not attributed to a region, substate areas will NOT add up to statewide totals. Rounding and the absence of suppressed data may also affect additivity.

| | | WAGE ESTIMATES | | | | | |
|---|----------------|-------------------|--------------------|--------------------|--------------------------------|--------------------|--------------------|
| | | Average (Mean) | 10th Percentile | 25th Percentile | 50th Percentile (Median) | 75th Percentile | 90th Percentile |
| 21-0000 Community and Social Service Occupations | | | | | | | |
| Alternate Job Title(s): N/A | | | | | | | |
| North Dakota | ANNUAL: | \$56,160 | \$36,390 | \$46,290 | \$56,490 | \$63,900 | \$76,830 |
| Employment: 5,160 | HOURLY: | \$27.00 | \$17.49 | \$22.26 | \$27.16 | \$30.72 | \$36.94 |
| Region 1 | ANNUAL: | \$60,780 | \$38,850 | \$49,800 | \$59,650 | \$74,910 | \$79,900 |
| Employment: 260 | HOURLY: | \$29.22 | \$18.68 | \$23.94 | \$28.68 | \$36.02 | \$38.41 |
| Region 2 | ANNUAL: | \$58,080 | \$37,410 | \$47,740 | \$58,400 | \$67,070 | \$80,330 |
| Employment: 420 | HOURLY: | \$27.92 | \$17.98 | \$22.95 | \$28.08 | \$32.24 | \$38.62 |
| Region 3 | ANNUAL: | \$53,370 | \$30,570 | \$38,200 | \$51,500 | \$62,030 | \$75,810 |
| Employment: 310 | HOURLY: | \$25.66 | \$14.70 | \$18.36 | \$24.76 | \$29.82 | \$36.45 |
| Region 4 | ANNUAL: | \$53,940 | \$36,400 | \$45,750 | \$52,110 | \$61,690 | \$72,780 |
| Employment: 620 | HOURLY: | \$25.93 | \$17.50 | \$22.00 | \$25.05 | \$29.66 | \$34.99 |
| Region 5 | ANNUAL: | \$54,450 | \$34,090 | \$42,750 | \$52,150 | \$62,740 | \$77,480 |
| Employment: 1,430 | HOURLY: | \$26.18 | \$16.39 | \$20.55 | \$25.07 | \$30.16 | \$37.25 |
| Region 6 | ANNUAL: | \$56,290 | \$39,700 | \$47,390 | \$56,780 | \$62,870 | \$72,240 |
| Employment: 250 | HOURLY: | \$27.06 | \$19.08 | \$22.78 | \$27.30 | \$30.23 | \$34.73 |
| Region 7 | ANNUAL: | \$57,790 | \$39,520 | \$48,680 | \$57,140 | \$64,150 | \$76,640 |
| Employment: 1,640 | HOURLY: | \$27.78 | \$19.00 | \$23.40 | \$27.47 | \$30.84 | \$36.85 |
| Region 8 | ANNUAL: | \$56,220 | \$36,190 | \$45,130 | \$53,620 | \$63,560 | \$77,880 |
| Employment: 220 | HOURLY: | \$27.03 | \$17.40 | \$21.70 | \$25.78 | \$30.56 | \$37.44 |
| Bismarck, ND MetroSA | ANNUAL: | \$58,130 | \$39,710 | \$49,480 | \$57,430 | \$64,830 | \$76,640 |
| Employment: 1,580 | HOURLY: | \$27.95 | \$19.09 | \$23.79 | \$27.61 | \$31.17 | \$36.85 |
| Fargo, ND-MN MetroSA | ANNUAL: | \$54,060 | \$35,040 | \$42,460 | \$51,450 | \$62,740 | \$75,960 |
| Employment: 1,990 | HOURLY: | \$25.99 | \$16.85 | \$20.42 | \$24.73 | \$30.16 | \$36.52 |
| Grand Forks, ND-MN MetroSA | ANNUAL: | \$52,960 | \$34,840 | \$44,650 | \$50,950 | \$61,690 | \$72,020 |
| Employment: 850 | HOURLY: | \$25.46 | \$16.75 | \$21.47 | \$24.49 | \$29.66 | \$34.63 |
| West ND Nonmetro Area | ANNUAL: | \$57,790 | \$37,410 | \$46,440 | \$58,270 | \$66,160 | \$79,900 |
| Employment: 960 | HOURLY: | \$27.79 | \$17.98 | \$22.33 | \$28.01 | \$31.81 | \$38.41 |
| East ND Nonmetro Area | ANNUAL: | \$53,960 | \$35,980 | \$44,010 | \$54,830 | \$61,420 | \$74,340 |
| Employment: 760 | HOURLY: | \$25.94 | \$17.30 | \$21.16 | \$26.36 | \$29.53 | \$35.74 |

'N/A' indicates data or information cannot be released due to reliability, availability, or confidentiality restrictions. Since a portion of substate employment is not attributed to a region, substate areas will NOT add up to statewide totals. Rounding and the absence of suppressed data may also affect additivity.

| | | | WAGE ESTIMATES | | | | | |
|---|-----|---------|-------------------|--------------------|--------------------|--------------------------------|--------------------|--------------------|
| | | | Average (Mean) | 10th Percentile | 25th Percentile | 50th Percentile (Median) | 75th Percentile | 90th Percentile |
| 21-1012 Educational, Guidance, and Career Counselors and Advisors | | | | | | | | |
| Alternate Job Title(s): Admissions Counselor; Career Counselor; Guidance Counselor; Student Services Counselor | | | | | | | | |
| Advise and assist students and provide educational and vocational guidance services. | | | | | | | | |
| North Dakota | | ANNUAL: | \$57,080 | \$40,390 | \$47,100 | \$56,680 | \$62,740 | \$79,050 |
| Employment: | 720 | HOURLY: | \$27.44 | \$19.42 | \$22.64 | \$27.25 | \$30.16 | \$38.01 |
| Region 1 | | ANNUAL: | \$65,350 | \$47,640 | \$52,980 | \$60,200 | \$76,030 | \$84,860 |
| Employment: | 20 | HOURLY: | \$31.42 | \$22.91 | \$25.47 | \$28.94 | \$36.55 | \$40.80 |
| Region 2 | | ANNUAL: | \$61,400 | \$38,790 | \$49,350 | \$61,770 | \$79,350 | \$80,330 |
| Employment: | 80 | HOURLY: | \$29.52 | \$18.65 | \$23.72 | \$29.70 | \$38.15 | \$38.62 |
| Region 3 | | ANNUAL: | \$63,090 | \$45,330 | \$47,640 | \$58,140 | \$75,110 | \$92,920 |
| Employment: | 30 | HOURLY: | \$30.33 | \$21.79 | \$22.91 | \$27.95 | \$36.11 | \$44.67 |
| Region 4 | | ANNUAL: | \$53,160 | \$47,010 | \$47,010 | \$50,650 | \$56,680 | \$67,390 |
| Employment: | 140 | HOURLY: | \$25.56 | \$22.60 | \$22.60 | \$24.35 | \$27.25 | \$32.40 |
| Region 5 | | ANNUAL: | \$55,370 | \$47,100 | \$48,540 | \$57,260 | \$62,740 | \$64,750 |
| Employment: | 180 | HOURLY: | \$26.62 | \$22.64 | \$23.34 | \$27.53 | \$30.16 | \$31.13 |
| Region 6 | | ANNUAL: | \$53,200 | \$37,140 | \$44,970 | \$47,640 | \$58,880 | \$74,920 |
| Employment: | 60 | HOURLY: | \$25.58 | \$17.86 | \$21.62 | \$22.91 | \$28.31 | \$36.02 |
| Region 7 | | ANNUAL: | \$58,420 | \$39,320 | \$46,560 | \$60,450 | \$60,730 | \$80,330 |
| Employment: | 160 | HOURLY: | \$28.09 | \$18.90 | \$22.38 | \$29.06 | \$29.20 | \$38.62 |
| Region 8 | | ANNUAL: | \$60,750 | \$37,550 | \$46,740 | \$59,790 | \$74,610 | \$88,550 |
| Employment: | 30 | HOURLY: | \$29.21 | \$18.05 | \$22.47 | \$28.75 | \$35.87 | \$42.57 |
| Bismarck, ND MetroSA | | ANNUAL: | \$58,250 | \$39,320 | \$46,560 | \$60,440 | \$60,730 | \$80,330 |
| Employment: | 140 | HOURLY: | \$28.01 | \$18.90 | \$22.39 | \$29.06 | \$29.20 | \$38.62 |
| Fargo, ND-MN MetroSA | | ANNUAL: | \$56,550 | \$46,490 | \$48,540 | \$58,040 | \$62,740 | \$71,200 |
| Employment: | 180 | HOURLY: | \$27.19 | \$22.35 | \$23.34 | \$27.91 | \$30.16 | \$34.23 |
| Grand Forks, ND-MN MetroSA | | ANNUAL: | \$52,180 | \$40,650 | \$47,010 | \$48,850 | \$56,680 | \$61,690 |
| Employment: | 150 | HOURLY: | \$25.09 | \$19.54 | \$22.60 | \$23.49 | \$27.25 | \$29.66 |
| West ND Nonmetro Area | | ANNUAL: | \$61,790 | \$38,790 | \$49,350 | \$60,570 | \$76,030 | \$80,330 |
| Employment: | 160 | HOURLY: | \$29.71 | \$18.65 | \$23.72 | \$29.12 | \$36.55 | \$38.62 |
| East ND Nonmetro Area | | ANNUAL: | \$56,560 | \$41,100 | \$47,570 | \$54,480 | \$60,630 | \$75,810 |
| Employment: | 150 | HOURLY: | \$27.19 | \$19.76 | \$22.87 | \$26.19 | \$29.15 | \$36.45 |

'N/A' indicates data or information cannot be released due to reliability, availability, or confidentiality restrictions. Since a portion of substate employment is not attributed to a region, substate areas will NOT add up to statewide totals. Rounding and the absence of suppressed data may also affect additivity.

| | | | WAGE ESTIMATES | | | | | | |
|---|----|--|-------------------|--------------------|--------------------|--------------------------------|--------------------|--------------------|-----------|
| | | | Average (Mean) | 10th Percentile | 25th Percentile | 50th Percentile (Median) | 75th Percentile | 90th Percentile | |
| 21-1013 Marriage and Family Therapists | | | | | | | | | |
| Alternate Job Title(s): Child and Family Counselor; Couples Therapist; Marriage Counselor | | | | | | | | | |
| Diagnose and treat mental and emotional disorders, whether cognitive, affective, or behavioral, within the context of marriage and family systems. Apply psychotherapeutic and family systems theories and techniques in the delivery of services to individuals, couples, and families for the purpose of treating such diagnosed nervous and mental disorders. Excludes Psychologists (19-3031 through 19-3039) and Social Workers (21-1020). | | | | | | | | | |
| North Dakota | | | ANNUAL: | \$58,050 | \$35,250 | \$45,460 | \$56,880 | \$59,710 | \$101,560 |
| Employment: | 80 | | HOURLY: | \$27.91 | \$16.95 | \$21.86 | \$27.35 | \$28.71 | \$48.83 |
| Region 4 | | | ANNUAL: | \$57,210 | \$34,840 | \$45,250 | \$57,540 | \$59,720 | \$69,160 |
| Employment: | 20 | | HOURLY: | \$27.50 | \$16.75 | \$21.75 | \$27.66 | \$28.71 | \$33.25 |
| Region 5 | | | ANNUAL: | \$56,960 | \$34,850 | \$45,460 | \$55,990 | \$61,130 | \$101,340 |
| Employment: | 40 | | HOURLY: | \$27.39 | \$16.75 | \$21.86 | \$26.92 | \$29.39 | \$48.72 |
| Region 7 | | | ANNUAL: | \$59,380 | \$35,330 | \$45,350 | \$45,880 | \$58,740 | \$102,750 |
| Employment: | 20 | | HOURLY: | \$28.55 | \$16.99 | \$21.80 | \$22.06 | \$28.24 | \$49.40 |
| Fargo, ND-MN MetroSA | | | ANNUAL: | \$61,430 | \$45,250 | \$45,780 | \$59,230 | \$72,340 | \$80,000 |
| Employment: | 70 | | HOURLY: | \$29.54 | \$21.76 | \$22.01 | \$28.47 | \$34.78 | \$38.46 |
| Grand Forks, ND-MN MetroSA | | | ANNUAL: | \$61,270 | \$44,920 | \$50,200 | \$58,440 | \$72,900 | \$79,050 |
| Employment: | 30 | | HOURLY: | \$29.46 | \$21.60 | \$24.13 | \$28.10 | \$35.05 | \$38.01 |

21-1015 Rehabilitation Counselors

Alternate Job Title(s): Psychosocial Rehabilitation Counselor; Veterans Rehabilitation Counselor; Vocational Rehabilitation Job Coach

Counsel individuals to maximize the independence and employability of persons coping with personal, social, and vocational difficulties that result from birth defects, illness, disease, accidents, aging, or the stress of daily life. Coordinate activities for residents of care and treatment facilities. Assess client needs and design and implement rehabilitation programs that may include personal and vocational counseling, training, and job placement. Excludes Occupational Therapists (29-1122).

| | | | | | | | | |
|-----------------------------------|--|---------|----------|----------|----------|----------|----------|----------|
| North Dakota | | ANNUAL: | \$55,460 | \$50,750 | \$52,940 | \$55,490 | \$57,140 | \$61,460 |
| Employment: N/A | | HOURLY: | \$26.66 | \$24.40 | \$25.45 | \$26.68 | \$27.47 | \$29.55 |
| Region 5 | | ANNUAL: | \$50,540 | \$31,410 | \$31,410 | \$56,350 | \$58,660 | \$68,540 |
| Employment: N/A | | HOURLY: | \$24.30 | \$15.10 | \$15.10 | \$27.09 | \$28.20 | \$32.95 |
| Fargo, ND-MN MetroSA | | ANNUAL: | \$48,690 | \$31,410 | \$37,150 | \$48,030 | \$57,140 | \$68,390 |
| Employment: 50 | | HOURLY: | \$23.41 | \$15.10 | \$17.86 | \$23.09 | \$27.47 | \$32.88 |
| Grand Forks, ND-MN MetroSA | | ANNUAL: | \$45,660 | \$29,970 | \$30,010 | \$47,570 | \$54,600 | \$61,190 |
| Employment: 50 | | HOURLY: | \$21.95 | \$14.41 | \$14.43 | \$22.87 | \$26.25 | \$29.42 |

'N/A' indicates data or information cannot be released due to reliability, availability, or confidentiality restrictions. Since a portion of substate employment is not attributed to a region, substate areas will NOT add up to statewide totals. Rounding and the absence of suppressed data may also affect additivity.

| | | | WAGE ESTIMATES | | | | | |
|--|-----|----------------|-------------------|--------------------|--------------------|--------------------------------|--------------------|--------------------|
| | | | Average (Mean) | 10th Percentile | 25th Percentile | 50th Percentile (Median) | 75th Percentile | 90th Percentile |
| 21-1018 Substance Abuse, Behavioral Disorder, and Mental Health Counselors | | | | | | | | |
| Alternate Job Title(s): Addiction Counselor; Alcohol and Drug Counselor; Chemical Dependency Counselor; Licensed Clinical Mental Health Counselor (LCMHC); Licensed Mental Health Counselor (LMHC) | | | | | | | | |
| Counsel and advise individuals, families, or groups with substance abuse problems, behavioral disorders, or a broad range of mental health issues in order to promote optimum mental and emotional health. Counsel with an emphasis on prevention. Excludes Social Workers (21-1021 through 21-1029), Psychologists (19-3031 through 19-3039), and Psychiatrists (29-1223) providing these services. | | | | | | | | |
| North Dakota | | ANNUAL: | \$60,710 | \$45,030 | \$53,990 | \$59,860 | \$67,350 | \$76,450 |
| Employment: | 730 | HOURLY: | \$29.19 | \$21.65 | \$25.96 | \$28.78 | \$32.38 | \$36.75 |
| Region 1 | | ANNUAL: | \$60,430 | \$30,460 | \$51,250 | \$60,930 | \$75,870 | \$79,600 |
| Employment: | 30 | HOURLY: | \$29.05 | \$14.64 | \$24.64 | \$29.30 | \$36.48 | \$38.27 |
| Region 2 | | ANNUAL: | \$62,370 | \$50,770 | \$57,680 | \$60,930 | \$68,780 | \$75,870 |
| Employment: | 30 | HOURLY: | \$29.99 | \$24.41 | \$27.73 | \$29.29 | \$33.06 | \$36.48 |
| Region 3 | | ANNUAL: | \$50,180 | \$23,890 | \$27,850 | \$55,790 | \$62,300 | \$74,920 |
| Employment: | 40 | HOURLY: | \$24.13 | \$11.49 | \$13.39 | \$26.82 | \$29.95 | \$36.02 |
| Region 4 | | ANNUAL: | \$64,380 | \$45,290 | \$56,560 | \$59,470 | \$72,020 | \$77,270 |
| Employment: | 60 | HOURLY: | \$30.95 | \$21.77 | \$27.19 | \$28.59 | \$34.62 | \$37.15 |
| Region 5 | | ANNUAL: | \$60,200 | \$35,920 | \$48,230 | \$59,660 | \$68,470 | \$77,480 |
| Employment: | 260 | HOURLY: | \$28.94 | \$17.27 | \$23.19 | \$28.68 | \$32.92 | \$37.25 |
| Region 6 | | ANNUAL: | \$61,410 | \$51,240 | \$57,760 | \$59,880 | \$65,980 | \$72,440 |
| Employment: | 30 | HOURLY: | \$29.53 | \$24.64 | \$27.77 | \$28.79 | \$31.72 | \$34.83 |
| Region 7 | | ANNUAL: | \$61,750 | \$48,860 | \$57,120 | \$60,550 | \$67,030 | \$76,830 |
| Employment: | 250 | HOURLY: | \$29.69 | \$23.49 | \$27.46 | \$29.11 | \$32.22 | \$36.94 |
| Region 8 | | ANNUAL: | \$62,390 | \$50,770 | \$58,800 | \$63,460 | \$68,040 | \$75,670 |
| Employment: | 20 | HOURLY: | \$30.00 | \$24.41 | \$28.27 | \$30.51 | \$32.71 | \$36.38 |
| Bismarck, ND MetroSA | | ANNUAL: | \$62,500 | \$50,310 | \$57,570 | \$61,050 | \$67,030 | \$76,830 |
| Employment: | 240 | HOURLY: | \$30.05 | \$24.19 | \$27.68 | \$29.35 | \$32.22 | \$36.94 |
| Fargo, ND-MN MetroSA | | ANNUAL: | \$56,320 | \$38,760 | \$45,290 | \$56,380 | \$64,860 | \$75,560 |
| Employment: | 380 | HOURLY: | \$27.08 | \$18.63 | \$21.78 | \$27.11 | \$31.18 | \$36.33 |
| Grand Forks, ND-MN MetroSA | | ANNUAL: | \$57,150 | \$39,560 | \$47,570 | \$55,140 | \$59,470 | \$75,090 |
| Employment: | 100 | HOURLY: | \$27.48 | \$19.02 | \$22.87 | \$26.51 | \$28.59 | \$36.10 |
| West ND Nonmetro Area | | ANNUAL: | \$59,650 | \$36,840 | \$51,250 | \$59,990 | \$68,780 | \$75,870 |
| Employment: | 90 | HOURLY: | \$28.68 | \$17.71 | \$24.64 | \$28.84 | \$33.07 | \$36.48 |
| East ND Nonmetro Area | | ANNUAL: | \$55,530 | \$23,890 | \$50,650 | \$59,300 | \$64,230 | \$74,330 |
| Employment: | 90 | HOURLY: | \$26.70 | \$11.49 | \$24.35 | \$28.51 | \$30.88 | \$35.74 |

'N/A' indicates data or information cannot be released due to reliability, availability, or confidentiality restrictions. Since a portion of substate employment is not attributed to a region, substate areas will NOT add up to statewide totals. Rounding and the absence of suppressed data may also affect additivity.

| | | | WAGE ESTIMATES | | | | | |
|--|-----|--|-------------------|--------------------|--------------------|--------------------------------|--------------------|--------------------|
| | | | Average (Mean) | 10th Percentile | 25th Percentile | 50th Percentile (Median) | 75th Percentile | 90th Percentile |
| 21-1019 Counselors, All Other | | | | | | | | |
| Alternate Job Title(s): Anger Control Counselor; Grief Counselor; Sexual Assault Counselor | | | | | | | | |
| All counselors not listed separately. | | | | | | | | |
| North Dakota | | | ANNUAL: | \$66,250 | \$51,450 | \$61,110 | \$69,220 | \$73,110 |
| Employment: | N/A | | HOURLY: | \$31.85 | \$24.73 | \$29.38 | \$33.28 | \$35.15 |
| Region 4 | | | ANNUAL: | \$61,210 | \$33,500 | \$48,300 | \$68,610 | \$72,240 |
| Employment: | 10 | | HOURLY: | \$29.43 | \$16.10 | \$23.22 | \$32.98 | \$34.73 |
| Region 5 | | | ANNUAL: | \$63,900 | \$36,180 | \$51,450 | \$68,290 | \$78,380 |
| Employment: | 20 | | HOURLY: | \$30.72 | \$17.40 | \$24.73 | \$32.83 | \$37.68 |
| Region 7 | | | ANNUAL: | \$67,250 | \$55,350 | \$61,660 | \$69,470 | \$72,550 |
| Employment: | 60 | | HOURLY: | \$32.33 | \$26.61 | \$29.64 | \$33.40 | \$34.88 |
| Bismarck, ND MetroSA | | | ANNUAL: | \$67,250 | \$55,350 | \$61,660 | \$69,470 | \$72,550 |
| Employment: | 60 | | HOURLY: | \$32.33 | \$26.61 | \$29.65 | \$33.40 | \$34.88 |
| Fargo, ND-MN MetroSA | | | ANNUAL: | \$64,050 | \$36,180 | \$51,450 | \$71,570 | \$78,270 |
| Employment: | 20 | | HOURLY: | \$30.79 | \$17.40 | \$24.73 | \$34.41 | \$37.63 |
| Grand Forks, ND-MN MetroSA | | | ANNUAL: | \$59,720 | \$35,680 | \$48,300 | \$68,000 | \$72,240 |
| Employment: | 10 | | HOURLY: | \$28.71 | \$17.15 | \$23.22 | \$32.69 | \$34.73 |

'N/A' indicates data or information cannot be released due to reliability, availability, or confidentiality restrictions. Since a portion of substate employment is not attributed to a region, substate areas will NOT add up to statewide totals. Rounding and the absence of suppressed data may also affect additivity.

| | | | WAGE ESTIMATES | | | | | |
|---|--|---------|-------------------|--------------------|--------------------|--------------------------------|--------------------|--------------------|
| | | | Average (Mean) | 10th Percentile | 25th Percentile | 50th Percentile (Median) | 75th Percentile | 90th Percentile |
| 21-1021 Child, Family, and School Social Workers | | | | | | | | |
| Alternate Job Title(s): Certified Children, Youth, and Family Social Worker; Child Abuse Worker; Foster Care Worker | | | | | | | | |
| Provide social services and assistance to improve the social and psychological functioning of children and their families and to maximize the family well-being and the academic functioning of children. May assist parents, arrange adoptions, and find foster homes for abandoned or abused children. In schools, they address such problems as teenage pregnancy, misbehavior, and truancy. May also advise teachers. | | | | | | | | |
| North Dakota | | ANNUAL: | \$60,880 | \$48,240 | \$51,160 | \$60,580 | \$66,230 | \$78,590 |
| Employment: 720 | | HOURLY: | \$29.27 | \$23.19 | \$24.60 | \$29.12 | \$31.84 | \$37.79 |
| Region 1 | | ANNUAL: | \$66,100 | \$48,940 | \$58,270 | \$59,380 | \$79,290 | \$83,890 |
| Employment: 80 | | HOURLY: | \$31.78 | \$23.53 | \$28.01 | \$28.55 | \$38.12 | \$40.33 |
| Region 2 | | ANNUAL: | \$59,460 | \$48,480 | \$48,770 | \$58,780 | \$62,770 | \$78,590 |
| Employment: 110 | | HOURLY: | \$28.58 | \$23.31 | \$23.45 | \$28.26 | \$30.18 | \$37.78 |
| Region 3 | | ANNUAL: | \$58,950 | \$32,080 | \$50,080 | \$58,380 | \$62,150 | \$95,160 |
| Employment: 70 | | HOURLY: | \$28.34 | \$15.42 | \$24.08 | \$28.07 | \$29.88 | \$45.75 |
| Region 4 | | ANNUAL: | \$60,830 | \$51,160 | \$54,870 | \$61,960 | \$61,960 | \$69,260 |
| Employment: 90 | | HOURLY: | \$29.24 | \$24.60 | \$26.38 | \$29.79 | \$29.79 | \$33.30 |
| Region 5 | | ANNUAL: | \$57,200 | \$31,510 | \$48,960 | \$60,580 | \$63,850 | \$78,310 |
| Employment: 120 | | HOURLY: | \$27.50 | \$15.15 | \$23.54 | \$29.12 | \$30.70 | \$37.65 |
| Region 6 | | ANNUAL: | \$61,480 | \$54,750 | \$56,780 | \$58,650 | \$66,230 | \$71,410 |
| Employment: 40 | | HOURLY: | \$29.56 | \$26.32 | \$27.30 | \$28.20 | \$31.84 | \$34.33 |
| Region 7 | | ANNUAL: | \$60,950 | \$48,300 | \$56,240 | \$63,070 | \$66,350 | \$70,300 |
| Employment: 170 | | HOURLY: | \$29.30 | \$23.22 | \$27.04 | \$30.32 | \$31.90 | \$33.80 |
| Region 8 | | ANNUAL: | \$67,130 | \$50,940 | \$52,200 | \$61,830 | \$77,920 | \$105,030 |
| Employment: 50 | | HOURLY: | \$32.27 | \$24.49 | \$25.09 | \$29.73 | \$37.46 | \$50.50 |
| Bismarck, ND MetroSA | | ANNUAL: | \$60,930 | \$48,300 | \$54,040 | \$63,980 | \$66,350 | \$70,300 |
| Employment: 170 | | HOURLY: | \$29.30 | \$23.22 | \$25.98 | \$30.76 | \$31.90 | \$33.80 |
| Fargo, ND-MN MetroSA | | ANNUAL: | \$56,890 | \$36,430 | \$47,180 | \$58,390 | \$63,760 | \$78,320 |
| Employment: 170 | | HOURLY: | \$27.35 | \$17.52 | \$22.68 | \$28.07 | \$30.66 | \$37.66 |
| Grand Forks, ND-MN MetroSA | | ANNUAL: | \$60,200 | \$45,000 | \$51,160 | \$61,960 | \$64,120 | \$73,790 |
| Employment: 150 | | HOURLY: | \$28.94 | \$21.63 | \$24.60 | \$29.79 | \$30.83 | \$35.47 |
| West ND Nonmetro Area | | ANNUAL: | \$63,210 | \$48,480 | \$51,070 | \$59,380 | \$71,330 | \$83,890 |
| Employment: 230 | | HOURLY: | \$30.39 | \$23.31 | \$24.56 | \$28.55 | \$34.29 | \$40.33 |
| East ND Nonmetro Area | | ANNUAL: | \$59,880 | \$38,310 | \$51,520 | \$58,400 | \$66,230 | \$78,590 |
| Employment: 130 | | HOURLY: | \$28.79 | \$18.42 | \$24.77 | \$28.08 | \$31.84 | \$37.78 |

'N/A' indicates data or information cannot be released due to reliability, availability, or confidentiality restrictions. Since a portion of substate employment is not attributed to a region, substate areas will NOT add up to statewide totals. Rounding and the absence of suppressed data may also affect additivity.

| | | WAGE ESTIMATES | | | | | |
|--|--|-------------------|--------------------|--------------------|--------------------------------|--------------------|--------------------|
| | | Average (Mean) | 10th Percentile | 25th Percentile | 50th Percentile (Median) | 75th Percentile | 90th Percentile |
| 21-1022 Healthcare Social Workers | | | | | | | |
| Alternate Job Title(s): Hospice Social Worker; Oncology Social Worker; Public Health Social Worker | | | | | | | |
| Provide individuals, families, and groups with the psychosocial support needed to cope with chronic, acute, or terminal illnesses. Services include advising family caregivers. Provide patients with information and counseling, and make referrals for other services. May also provide case and care management or interventions designed to promote health, prevent disease, and address barriers to access to healthcare. | | | | | | | |
| North Dakota | | ANNUAL: | \$58,890 | \$44,200 | \$49,020 | \$60,490 | \$79,190 |
| Employment: 340 | | HOURLY: | \$28.31 | \$21.25 | \$23.57 | \$29.08 | \$38.07 |
| Region 1 | | ANNUAL: | \$61,330 | \$48,940 | \$58,320 | \$62,850 | \$70,320 |
| Employment: 10 | | HOURLY: | \$29.48 | \$23.53 | \$28.04 | \$30.22 | \$33.81 |
| Region 2 | | ANNUAL: | \$57,730 | \$45,510 | \$49,990 | \$60,560 | \$70,320 |
| Employment: 30 | | HOURLY: | \$27.76 | \$21.88 | \$24.03 | \$29.11 | \$33.81 |
| Region 4 | | ANNUAL: | \$56,810 | \$43,150 | \$47,740 | \$58,470 | \$63,380 |
| Employment: 50 | | HOURLY: | \$27.31 | \$20.74 | \$22.95 | \$28.11 | \$30.47 |
| Region 5 | | ANNUAL: | \$61,990 | \$45,510 | \$49,020 | \$62,440 | \$83,020 |
| Employment: 140 | | HOURLY: | \$29.80 | \$21.88 | \$23.57 | \$30.02 | \$39.91 |
| Region 6 | | ANNUAL: | \$55,640 | \$43,050 | \$45,520 | \$60,200 | \$62,870 |
| Employment: 20 | | HOURLY: | \$26.75 | \$20.70 | \$21.88 | \$28.94 | \$30.23 |
| Region 7 | | ANNUAL: | \$56,670 | \$44,810 | \$48,390 | \$60,220 | \$63,280 |
| Employment: 70 | | HOURLY: | \$27.25 | \$21.54 | \$23.26 | \$28.95 | \$30.42 |
| Bismarck, ND MetroSA | | ANNUAL: | \$57,440 | \$45,650 | \$48,390 | \$60,360 | \$63,280 |
| Employment: 60 | | HOURLY: | \$27.62 | \$21.95 | \$23.26 | \$29.02 | \$30.43 |
| Fargo, ND-MN MetroSA | | ANNUAL: | \$62,330 | \$48,100 | \$49,020 | \$62,440 | \$83,010 |
| Employment: 140 | | HOURLY: | \$29.97 | \$23.13 | \$23.57 | \$30.02 | \$39.91 |
| Grand Forks, ND-MN MetroSA | | ANNUAL: | \$57,660 | \$46,660 | \$47,810 | \$59,810 | \$65,670 |
| Employment: 50 | | HOURLY: | \$27.72 | \$22.43 | \$22.99 | \$28.76 | \$31.57 |
| West ND Nonmetro Area | | ANNUAL: | \$56,380 | \$37,550 | \$48,390 | \$59,490 | \$68,650 |
| Employment: 60 | | HOURLY: | \$27.11 | \$18.06 | \$23.27 | \$28.60 | \$33.00 |
| East ND Nonmetro Area | | ANNUAL: | \$52,610 | \$39,690 | \$44,890 | \$50,440 | \$60,830 |
| Employment: 40 | | HOURLY: | \$25.29 | \$19.08 | \$21.58 | \$24.25 | \$30.23 |

'N/A' indicates data or information cannot be released due to reliability, availability, or confidentiality restrictions. Since a portion of substate employment is not attributed to a region, substate areas will NOT add up to statewide totals. Rounding and the absence of suppressed data may also affect additivity.

| | | | WAGE ESTIMATES | | | | | |
|---|-----|---------|-------------------|--------------------|--------------------|--------------------------------|--------------------|--------------------|
| | | | Average (Mean) | 10th Percentile | 25th Percentile | 50th Percentile (Median) | 75th Percentile | 90th Percentile |
| 21-1023 Mental Health and Substance Abuse Social Workers | | | | | | | | |
| Alternate Job Title(s): Community Mental Health Social Worker; Drug Abuse Social Worker; Psychiatric Social Worker | | | | | | | | |
| Assess and treat individuals with mental, emotional, or substance abuse problems, including abuse of alcohol, tobacco, and/or other drugs. Activities may include individual and group therapy, crisis intervention, case management, client advocacy, prevention, and education. | | | | | | | | |
| North Dakota | | ANNUAL: | \$56,320 | \$50,170 | \$53,040 | \$54,700 | \$56,870 | \$68,930 |
| Employment: | 150 | HOURLY: | \$27.08 | \$24.12 | \$25.50 | \$26.30 | \$27.34 | \$33.14 |
| Region 2 | | ANNUAL: | \$55,740 | \$48,710 | \$50,500 | \$53,560 | \$55,980 | \$71,880 |
| Employment: | 10 | HOURLY: | \$26.80 | \$23.42 | \$24.28 | \$25.75 | \$26.91 | \$34.56 |
| Region 4 | | ANNUAL: | \$60,090 | \$47,380 | \$53,960 | \$56,560 | \$66,730 | \$75,610 |
| Employment: | 20 | HOURLY: | \$28.89 | \$22.78 | \$25.94 | \$27.19 | \$32.08 | \$36.35 |
| Region 5 | | ANNUAL: | \$56,120 | \$50,170 | \$52,920 | \$54,850 | \$56,850 | \$67,220 |
| Employment: | 30 | HOURLY: | \$26.98 | \$24.12 | \$25.44 | \$26.37 | \$27.33 | \$32.32 |
| Region 7 | | ANNUAL: | \$55,890 | \$51,920 | \$53,540 | \$54,580 | \$55,830 | \$61,430 |
| Employment: | 50 | HOURLY: | \$26.87 | \$24.96 | \$25.74 | \$26.24 | \$26.84 | \$29.53 |
| Bismarck, ND MetroSA | | ANNUAL: | \$56,460 | \$52,230 | \$53,680 | \$54,580 | \$56,470 | \$61,430 |
| Employment: | 50 | HOURLY: | \$27.14 | \$25.11 | \$25.81 | \$26.24 | \$27.15 | \$29.53 |
| Fargo, ND-MN MetroSA | | ANNUAL: | \$55,620 | \$42,750 | \$50,400 | \$54,850 | \$57,810 | \$74,220 |
| Employment: | 70 | HOURLY: | \$26.74 | \$20.55 | \$24.23 | \$26.37 | \$27.80 | \$35.68 |
| Grand Forks, ND-MN MetroSA | | ANNUAL: | \$58,760 | \$47,380 | \$53,960 | \$58,590 | \$61,860 | \$68,990 |
| Employment: | 30 | HOURLY: | \$28.25 | \$22.78 | \$25.94 | \$28.17 | \$29.74 | \$33.17 |
| West ND Nonmetro Area | | ANNUAL: | \$54,720 | \$48,710 | \$52,270 | \$53,620 | \$55,830 | \$68,430 |
| Employment: | 30 | HOURLY: | \$26.31 | \$23.42 | \$25.13 | \$25.78 | \$26.84 | \$32.90 |
| East ND Nonmetro Area | | ANNUAL: | \$56,560 | \$34,040 | \$51,580 | \$55,830 | \$66,730 | \$71,880 |
| Employment: | 20 | HOURLY: | \$27.19 | \$16.37 | \$24.80 | \$26.84 | \$32.08 | \$34.56 |

'N/A' indicates data or information cannot be released due to reliability, availability, or confidentiality restrictions. Since a portion of substate employment is not attributed to a region, substate areas will NOT add up to statewide totals. Rounding and the absence of suppressed data may also affect additivity.

| | | | WAGE ESTIMATES | | | | | | |
|---|-----|--|-------------------|--------------------|--------------------|--------------------------------|--------------------|--------------------|----------|
| | | | Average (Mean) | 10th Percentile | 25th Percentile | 50th Percentile (Median) | 75th Percentile | 90th Percentile | |
| 21-1029 Social Workers, All Other | | | | | | | | | |
| Alternate Job Title(s): Adult Protective Service Social Worker; Criminal Justice Social Worker; Forensic Social Worker; Sexual Assault Social Worker | | | | | | | | | |
| All social workers not listed separately. | | | | | | | | | |
| North Dakota | | | ANNUAL: | \$72,280 | \$47,360 | \$64,930 | \$72,820 | \$84,640 | \$89,940 |
| Employment: | 120 | | HOURLY: | \$34.75 | \$22.77 | \$31.22 | \$35.01 | \$40.69 | \$43.24 |
| Region 2 | | | ANNUAL: | \$79,630 | \$66,170 | \$69,490 | \$81,990 | \$87,300 | \$92,580 |
| Employment: | 20 | | HOURLY: | \$38.28 | \$31.81 | \$33.41 | \$39.42 | \$41.97 | \$44.51 |
| Region 5 | | | ANNUAL: | \$72,450 | \$47,360 | \$66,210 | \$72,820 | \$84,640 | \$92,580 |
| Employment: | 70 | | HOURLY: | \$34.83 | \$22.77 | \$31.83 | \$35.01 | \$40.69 | \$44.51 |
| Region 7 | | | ANNUAL: | \$65,150 | \$46,640 | \$53,640 | \$66,210 | \$77,170 | \$77,230 |
| Employment: | 20 | | HOURLY: | \$31.32 | \$22.42 | \$25.79 | \$31.83 | \$37.10 | \$37.13 |
| Bismarck, ND MetroSA | | | ANNUAL: | \$67,000 | \$53,640 | \$59,250 | \$68,420 | \$77,170 | \$77,230 |
| Employment: | 20 | | HOURLY: | \$32.21 | \$25.79 | \$28.49 | \$32.89 | \$37.10 | \$37.13 |
| Fargo, ND-MN MetroSA | | | ANNUAL: | \$71,630 | \$47,360 | \$61,700 | \$75,960 | \$75,960 | \$87,300 |
| Employment: | 140 | | HOURLY: | \$34.44 | \$22.77 | \$29.66 | \$36.52 | \$36.52 | \$41.97 |
| Grand Forks, ND-MN MetroSA | | | ANNUAL: | \$62,960 | \$47,930 | \$51,350 | \$64,260 | \$74,030 | \$79,440 |
| Employment: | 10 | | HOURLY: | \$30.27 | \$23.04 | \$24.69 | \$30.89 | \$35.59 | \$38.19 |
| West ND Nonmetro Area | | | ANNUAL: | \$74,840 | \$62,000 | \$66,210 | \$72,820 | \$87,300 | \$92,580 |
| Employment: | 30 | | HOURLY: | \$35.98 | \$29.81 | \$31.83 | \$35.01 | \$41.97 | \$44.51 |

'N/A' indicates data or information cannot be released due to reliability, availability, or confidentiality restrictions. Since a portion of substate employment is not attributed to a region, substate areas will NOT add up to statewide totals. Rounding and the absence of suppressed data may also affect additivity.

| | | | WAGE ESTIMATES | | | | | | |
|---|-----|--|-------------------|--------------------|--------------------|--------------------------------|--------------------|--------------------|----------|
| | | | Average (Mean) | 10th Percentile | 25th Percentile | 50th Percentile (Median) | 75th Percentile | 90th Percentile | |
| 21-1091 Health Education Specialists | | | | | | | | | |
| Alternate Job Title(s): Community Health Education Coordinator; Diabetes Educator; Public Health Educator | | | | | | | | | |
| Provide and manage health education programs that help individuals, families, and their communities maximize and maintain healthy lifestyles. Use data to identify community needs prior to planning, implementing, monitoring, and evaluating programs designed to encourage healthy lifestyles, policies, and environments. May link health systems, health providers, insurers, and patients to address individual and population health needs. May serve as resource to assist individuals, other health professionals, or the community, and may administer fiscal resources for health education programs. Excludes Community Health Workers (21-1094). | | | | | | | | | |
| North Dakota | | | ANNUAL: | \$58,720 | \$41,520 | \$50,390 | \$60,090 | \$68,390 | \$76,750 |
| Employment: | 120 | | HOURLY: | \$28.23 | \$19.96 | \$24.23 | \$28.89 | \$32.88 | \$36.90 |
| Region 3 | | | ANNUAL: | \$60,690 | \$45,180 | \$60,090 | \$60,170 | \$68,390 | \$76,750 |
| Employment: | 20 | | HOURLY: | \$29.18 | \$21.72 | \$28.89 | \$28.93 | \$32.88 | \$36.90 |
| Region 5 | | | ANNUAL: | \$57,590 | \$41,520 | \$46,140 | \$56,890 | \$68,400 | \$78,340 |
| Employment: | 30 | | HOURLY: | \$27.69 | \$19.96 | \$22.18 | \$27.35 | \$32.88 | \$37.67 |
| Region 6 | | | ANNUAL: | \$61,030 | \$44,990 | \$60,090 | \$60,100 | \$65,210 | \$68,400 |
| Employment: | 20 | | HOURLY: | \$29.34 | \$21.63 | \$28.89 | \$28.89 | \$31.35 | \$32.89 |
| Region 7 | | | ANNUAL: | \$55,470 | \$36,110 | \$50,100 | \$53,870 | \$68,510 | \$78,490 |
| Employment: | 20 | | HOURLY: | \$26.67 | \$17.36 | \$24.09 | \$25.90 | \$32.94 | \$37.74 |
| Bismarck, ND MetroSA | | | ANNUAL: | \$55,530 | \$36,110 | \$50,100 | \$53,870 | \$68,520 | \$78,490 |
| Employment: | 10 | | HOURLY: | \$26.70 | \$17.36 | \$24.09 | \$25.90 | \$32.94 | \$37.74 |
| Fargo, ND-MN MetroSA | | | ANNUAL: | \$55,210 | \$41,520 | \$45,930 | \$50,170 | \$63,480 | \$75,070 |
| Employment: | 40 | | HOURLY: | \$26.55 | \$19.96 | \$22.08 | \$24.12 | \$30.52 | \$36.09 |
| West ND Nonmetro Area | | | ANNUAL: | \$59,740 | \$34,060 | \$56,400 | \$60,210 | \$68,390 | \$79,030 |
| Employment: | 30 | | HOURLY: | \$28.72 | \$16.38 | \$27.12 | \$28.95 | \$32.88 | \$37.99 |
| East ND Nonmetro Area | | | ANNUAL: | \$60,450 | \$44,990 | \$60,090 | \$60,100 | \$65,210 | \$68,400 |
| Employment: | 40 | | HOURLY: | \$29.06 | \$21.63 | \$28.89 | \$28.89 | \$31.35 | \$32.89 |

21-1092 Probation Officers and Correctional Treatment Specialists**Alternate Job Title(s):** Juvenile Probation Officer; Parole Agent; Parole Officer

Provide social services to assist in rehabilitation of law offenders in custody or on probation or parole. Make recommendations for actions involving formulation of rehabilitation plan and treatment of offender, including conditional release and education and employment stipulations.

| | | | | | | | | |
|------------------------------|-----|---------|----------|----------|----------|----------|----------|----------|
| North Dakota | | ANNUAL: | \$63,340 | \$49,800 | \$56,350 | \$60,490 | \$69,930 | \$81,390 |
| Employment: | 210 | HOURLY: | \$30.45 | \$23.94 | \$27.09 | \$29.08 | \$33.62 | \$39.13 |
| Fargo, ND-MN MetroSA | | ANNUAL: | \$64,430 | \$49,590 | \$56,680 | \$57,230 | \$75,130 | \$86,590 |
| Employment: | 50 | HOURLY: | \$30.98 | \$23.84 | \$27.25 | \$27.52 | \$36.12 | \$41.63 |
| West ND Nonmetro Area | | ANNUAL: | \$62,040 | \$41,680 | \$52,710 | \$57,270 | \$71,850 | \$82,370 |
| Employment: | 20 | HOURLY: | \$29.83 | \$20.04 | \$25.34 | \$27.54 | \$34.55 | \$39.60 |

'N/A' indicates data or information cannot be released due to reliability, availability, or confidentiality restrictions. Since a portion of substate employment is not attributed to a region, substate areas will NOT add up to statewide totals. Rounding and the absence of suppressed data may also affect additivity.

| | | | WAGE ESTIMATES | | | | | |
|--|---------|--|-------------------|--------------------|--------------------|--------------------------------|--------------------|--------------------|
| | | | Average (Mean) | 10th Percentile | 25th Percentile | 50th Percentile (Median) | 75th Percentile | 90th Percentile |
| 21-1093 Social and Human Service Assistants | | | | | | | | |
| Alternate Job Title(s): Case Work Aide; Family Service Assistant; Human Services Worker | | | | | | | | |
| Assist other social and human service providers in providing client services in a wide variety of fields, such as psychology, rehabilitation, or social work, including support for families. May assist clients in identifying and obtaining available benefits and social and community services. May assist social workers with developing, organizing, and conducting programs to prevent and resolve problems relevant to substance abuse, human relationships, rehabilitation, or dependent care. Excludes Rehabilitation Counselors (21-1015), Psychiatric Technicians (29-2053), Personal Care Aides (31-1122), and Eligibility Interviewers, Government Programs (43-4061). | | | | | | | | |
| North Dakota | ANNUAL: | | \$44,240 | \$31,170 | \$35,970 | \$41,910 | \$49,190 | \$64,030 |
| Employment: 1,020 | HOURLY: | | \$21.27 | \$14.99 | \$17.29 | \$20.15 | \$23.65 | \$30.79 |
| Region 1 | ANNUAL: | | \$55,230 | \$38,850 | \$40,190 | \$50,880 | \$64,090 | \$79,900 |
| Employment: 70 | HOURLY: | | \$26.55 | \$18.68 | \$19.32 | \$24.46 | \$30.81 | \$38.41 |
| Region 2 | ANNUAL: | | \$44,500 | \$30,710 | \$35,740 | \$44,590 | \$50,400 | \$64,030 |
| Employment: 70 | HOURLY: | | \$21.39 | \$14.76 | \$17.18 | \$21.44 | \$24.23 | \$30.78 |
| Region 3 | ANNUAL: | | \$41,780 | \$30,570 | \$31,820 | \$37,650 | \$48,220 | \$63,460 |
| Employment: 50 | HOURLY: | | \$20.08 | \$14.70 | \$15.30 | \$18.10 | \$23.18 | \$30.51 |
| Region 4 | ANNUAL: | | \$40,980 | \$30,890 | \$34,890 | \$37,440 | \$46,180 | \$58,780 |
| Employment: 140 | HOURLY: | | \$19.70 | \$14.85 | \$16.77 | \$18.00 | \$22.20 | \$28.26 |
| Region 5 | ANNUAL: | | \$41,450 | \$31,260 | \$35,260 | \$38,250 | \$45,910 | \$54,540 |
| Employment: 300 | HOURLY: | | \$19.93 | \$15.03 | \$16.95 | \$18.39 | \$22.07 | \$26.22 |
| Region 6 | ANNUAL: | | \$40,510 | \$30,030 | \$33,130 | \$38,610 | \$47,270 | \$55,210 |
| Employment: 20 | HOURLY: | | \$19.48 | \$14.44 | \$15.93 | \$18.56 | \$22.73 | \$26.54 |
| Region 7 | ANNUAL: | | \$46,940 | \$31,320 | \$38,230 | \$45,260 | \$53,860 | \$69,910 |
| Employment: 300 | HOURLY: | | \$22.57 | \$15.06 | \$18.38 | \$21.76 | \$25.90 | \$33.61 |
| Region 8 | ANNUAL: | | \$42,810 | \$31,200 | \$36,190 | \$45,130 | \$46,090 | \$50,980 |
| Employment: 50 | HOURLY: | | \$20.58 | \$15.00 | \$17.40 | \$21.70 | \$22.16 | \$24.51 |
| Bismarck, ND MetroSA | ANNUAL: | | \$47,370 | \$31,320 | \$38,240 | \$45,380 | \$53,930 | \$69,990 |
| Employment: 290 | HOURLY: | | \$22.78 | \$15.06 | \$18.38 | \$21.82 | \$25.93 | \$33.65 |
| Fargo, ND-MN MetroSA | ANNUAL: | | \$41,100 | \$31,340 | \$35,420 | \$38,250 | \$45,930 | \$52,190 |
| Employment: 400 | HOURLY: | | \$19.76 | \$15.07 | \$17.03 | \$18.39 | \$22.08 | \$25.09 |
| Grand Forks, ND-MN MetroSA | ANNUAL: | | \$42,110 | \$30,890 | \$34,800 | \$39,770 | \$48,670 | \$54,830 |
| Employment: 150 | HOURLY: | | \$20.25 | \$14.85 | \$16.73 | \$19.12 | \$23.40 | \$26.36 |
| West ND Nonmetro Area | ANNUAL: | | \$47,200 | \$31,200 | \$38,610 | \$45,620 | \$52,400 | \$64,170 |
| Employment: 210 | HOURLY: | | \$22.69 | \$15.00 | \$18.56 | \$21.93 | \$25.19 | \$30.85 |
| East ND Nonmetro Area | ANNUAL: | | \$41,440 | \$29,350 | \$34,930 | \$37,490 | \$45,910 | \$56,740 |
| Employment: 140 | HOURLY: | | \$19.92 | \$14.11 | \$16.79 | \$18.03 | \$22.07 | \$27.28 |

'N/A' indicates data or information cannot be released due to reliability, availability, or confidentiality restrictions. Since a portion of substate employment is not attributed to a region, substate areas will NOT add up to statewide totals. Rounding and the absence of suppressed data may also affect additivity.

| | | | WAGE ESTIMATES | | | | | |
|--|-----|----------------|-------------------|--------------------|--------------------|--------------------------------|--------------------|--------------------|
| | | | Average (Mean) | 10th Percentile | 25th Percentile | 50th Percentile (Median) | 75th Percentile | 90th Percentile |
| 21-1094 Community Health Workers | | | | | | | | |
| Alternate Job Title(s): Lay Health Advocate; Peer Health Promoter; Promotor(a) | | | | | | | | |
| Promote health within a community by assisting individuals to adopt healthy behaviors. Serve as an advocate for the health needs of individuals by assisting community residents in effectively communicating with healthcare providers or social service agencies. Act as liaison or advocate and implement programs that promote, maintain, and improve individual and overall community health. May deliver health-related preventive services such as blood pressure, glaucoma, and hearing screenings. May collect data to help identify community health needs. Excludes Health Education Specialists (21-1091). | | | | | | | | |
| North Dakota | | ANNUAL: | \$60,890 | \$37,330 | \$43,680 | \$56,160 | \$80,080 | \$95,680 |
| Employment: | 220 | HOURLY: | \$29.27 | \$17.95 | \$21.00 | \$27.00 | \$38.50 | \$46.00 |
| Region 4 | | ANNUAL: | \$58,240 | \$34,900 | \$47,470 | \$59,490 | \$75,730 | \$75,730 |
| Employment: | 20 | HOURLY: | \$28.00 | \$16.78 | \$22.82 | \$28.60 | \$36.41 | \$36.41 |
| Region 5 | | ANNUAL: | \$55,310 | \$39,400 | \$39,400 | \$52,340 | \$68,220 | \$78,410 |
| Employment: | 40 | HOURLY: | \$26.59 | \$18.94 | \$18.94 | \$25.16 | \$32.80 | \$37.70 |
| Region 7 | | ANNUAL: | \$68,470 | \$39,520 | \$45,800 | \$66,560 | \$87,360 | \$95,680 |
| Employment: | 110 | HOURLY: | \$32.92 | \$19.00 | \$22.02 | \$32.00 | \$42.00 | \$46.00 |
| Bismarck, ND MetroSA | | ANNUAL: | \$68,820 | \$39,520 | \$45,760 | \$66,560 | \$87,360 | \$95,680 |
| Employment: | 100 | HOURLY: | \$33.09 | \$19.00 | \$22.00 | \$32.00 | \$42.00 | \$46.00 |
| Fargo, ND-MN MetroSA | | ANNUAL: | \$52,220 | \$36,050 | \$39,400 | \$52,340 | \$68,220 | \$70,250 |
| Employment: | 40 | HOURLY: | \$25.11 | \$17.33 | \$18.94 | \$25.16 | \$32.80 | \$33.77 |
| Grand Forks, ND-MN MetroSA | | ANNUAL: | \$51,550 | \$32,460 | \$36,860 | \$47,470 | \$75,730 | \$75,730 |
| Employment: | 30 | HOURLY: | \$24.78 | \$15.61 | \$17.72 | \$22.82 | \$36.41 | \$36.41 |
| West ND Nonmetro Area | | ANNUAL: | \$58,840 | \$37,390 | \$46,590 | \$48,790 | \$77,870 | \$90,620 |
| Employment: | 20 | HOURLY: | \$28.29 | \$17.98 | \$22.40 | \$23.46 | \$37.44 | \$43.57 |
| East ND Nonmetro Area | | ANNUAL: | \$48,750 | \$29,840 | \$37,330 | \$46,600 | \$59,660 | \$75,710 |
| Employment: | 40 | HOURLY: | \$23.44 | \$14.34 | \$17.95 | \$22.40 | \$28.68 | \$36.40 |

'N/A' indicates data or information cannot be released due to reliability, availability, or confidentiality restrictions. Since a portion of substate employment is not attributed to a region, substate areas will NOT add up to statewide totals. Rounding and the absence of suppressed data may also affect additivity.

| | | | WAGE ESTIMATES | | | | | |
|---|-----|---------|-------------------|--------------------|--------------------|--------------------------------|--------------------|--------------------|
| | | | Average (Mean) | 10th Percentile | 25th Percentile | 50th Percentile (Median) | 75th Percentile | 90th Percentile |
| 21-1099 Community and Social Service Specialists, All Other | | | | | | | | |
| Alternate Job Title(s): Community Organization Worker; Veterans Service Officer | | | | | | | | |
| All community and social service specialists not listed separately. | | | | | | | | |
| North Dakota | | ANNUAL: | \$50,200 | \$28,690 | \$40,680 | \$52,150 | \$54,830 | \$66,080 |
| Employment: | 270 | HOURLY: | \$24.14 | \$13.80 | \$19.56 | \$25.07 | \$26.36 | \$31.77 |
| Region 2 | | ANNUAL: | \$57,570 | \$39,700 | \$44,130 | \$53,410 | \$65,250 | \$82,050 |
| Employment: | 10 | HOURLY: | \$27.68 | \$19.09 | \$21.21 | \$25.68 | \$31.37 | \$39.45 |
| Region 4 | | ANNUAL: | \$43,820 | \$28,360 | \$36,400 | \$40,190 | \$51,540 | \$51,860 |
| Employment: | 10 | HOURLY: | \$21.07 | \$13.63 | \$17.50 | \$19.32 | \$24.78 | \$24.93 |
| Region 5 | | ANNUAL: | \$43,040 | \$28,690 | \$28,690 | \$42,210 | \$52,150 | \$54,190 |
| Employment: | 90 | HOURLY: | \$20.69 | \$13.79 | \$13.79 | \$20.29 | \$25.07 | \$26.05 |
| Region 7 | | ANNUAL: | \$55,520 | \$40,760 | \$52,270 | \$52,270 | \$60,300 | \$72,320 |
| Employment: | 110 | HOURLY: | \$26.69 | \$19.60 | \$25.13 | \$25.13 | \$28.99 | \$34.77 |
| Region 8 | | ANNUAL: | \$47,840 | \$29,900 | \$39,990 | \$41,400 | \$63,060 | \$75,120 |
| Employment: | 10 | HOURLY: | \$23.00 | \$14.37 | \$19.22 | \$19.91 | \$30.32 | \$36.11 |
| Bismarck, ND MetroSA | | ANNUAL: | \$56,140 | \$40,760 | \$52,270 | \$52,270 | \$60,320 | \$72,320 |
| Employment: | 100 | HOURLY: | \$26.99 | \$19.60 | \$25.13 | \$25.13 | \$29.00 | \$34.77 |
| Fargo, ND-MN MetroSA | | ANNUAL: | \$43,780 | \$28,690 | \$32,890 | \$42,460 | \$52,150 | \$57,260 |
| Employment: | N/A | HOURLY: | \$21.05 | \$13.79 | \$15.81 | \$20.42 | \$25.07 | \$27.53 |
| Grand Forks, ND-MN MetroSA | | ANNUAL: | \$43,780 | \$31,140 | \$38,770 | \$41,150 | \$47,000 | \$59,110 |
| Employment: | 30 | HOURLY: | \$21.05 | \$14.97 | \$18.64 | \$19.78 | \$22.60 | \$28.42 |
| West ND Nonmetro Area | | ANNUAL: | \$52,670 | \$36,860 | \$39,990 | \$46,300 | \$64,010 | \$77,580 |
| Employment: | 40 | HOURLY: | \$25.32 | \$17.72 | \$19.23 | \$22.26 | \$30.78 | \$37.30 |
| East ND Nonmetro Area | | ANNUAL: | \$51,070 | \$36,860 | \$42,860 | \$53,090 | \$62,690 | \$64,640 |
| Employment: | 20 | HOURLY: | \$24.55 | \$17.72 | \$20.61 | \$25.53 | \$30.14 | \$31.08 |

'N/A' indicates data or information cannot be released due to reliability, availability, or confidentiality restrictions. Since a portion of substate employment is not attributed to a region, substate areas will NOT add up to statewide totals. Rounding and the absence of suppressed data may also affect additivity.

| | | | WAGE ESTIMATES | | | | | | |
|---|-----|---------|-------------------|--------------------|--------------------|--------------------------------|--------------------|--------------------|----------|
| | | | Average (Mean) | 10th Percentile | 25th Percentile | 50th Percentile (Median) | 75th Percentile | 90th Percentile | |
| 21-2011 Clergy | | | | | | | | | |
| Alternate Job Title(s): Imam; Priest; Rabbi | | | | | | | | | |
| Conduct religious worship and perform other spiritual functions associated with beliefs and practices of religious faith or denomination. Provide spiritual and moral guidance and assistance to members. | | | | | | | | | |
| North Dakota | | | ANNUAL: | \$52,640 | \$29,170 | \$42,730 | \$48,570 | \$60,430 | \$73,490 |
| Employment: | 150 | HOURLY: | \$25.31 | \$14.02 | \$20.54 | \$23.35 | \$29.05 | \$35.33 | |
| Region 2 | | | ANNUAL: | \$48,210 | \$37,270 | \$38,960 | \$46,330 | \$58,360 | \$58,420 |
| Employment: | 10 | HOURLY: | \$23.18 | \$17.92 | \$18.73 | \$22.27 | \$28.06 | \$28.09 | |
| Region 4 | | | ANNUAL: | \$57,110 | \$44,560 | \$47,320 | \$58,880 | \$71,570 | \$73,020 |
| Employment: | 10 | HOURLY: | \$27.46 | \$21.42 | \$22.75 | \$28.31 | \$34.41 | \$35.10 | |
| Region 5 | | | ANNUAL: | \$54,740 | \$28,660 | \$40,670 | \$55,240 | \$73,500 | \$85,840 |
| Employment: | 60 | HOURLY: | \$26.31 | \$13.78 | \$19.55 | \$26.56 | \$35.33 | \$41.27 | |
| Region 6 | | | ANNUAL: | \$50,620 | \$38,960 | \$45,840 | \$49,220 | \$58,820 | \$60,980 |
| Employment: | 20 | HOURLY: | \$24.34 | \$18.73 | \$22.04 | \$23.66 | \$28.28 | \$29.32 | |
| Region 7 | | | ANNUAL: | \$53,070 | \$40,290 | \$46,030 | \$49,540 | \$59,990 | \$70,510 |
| Employment: | 30 | HOURLY: | \$25.51 | \$19.37 | \$22.13 | \$23.82 | \$28.84 | \$33.90 | |
| Bismarck, ND MetroSA | | | ANNUAL: | \$53,650 | \$40,290 | \$46,420 | \$50,190 | \$59,990 | \$70,510 |
| Employment: | 30 | HOURLY: | \$25.80 | \$19.37 | \$22.32 | \$24.13 | \$28.84 | \$33.90 | |
| Fargo, ND-MN MetroSA | | | ANNUAL: | \$54,640 | \$28,660 | \$38,270 | \$55,240 | \$69,580 | \$85,840 |
| Employment: | 70 | HOURLY: | \$26.27 | \$13.78 | \$18.40 | \$26.56 | \$33.45 | \$41.27 | |
| Grand Forks, ND-MN MetroSA | | | ANNUAL: | \$45,250 | \$25,510 | \$32,190 | \$46,590 | \$56,560 | \$71,570 |
| Employment: | 20 | HOURLY: | \$21.76 | \$12.26 | \$15.48 | \$22.40 | \$27.19 | \$34.41 | |
| West ND Nonmetro Area | | | ANNUAL: | \$46,400 | \$37,270 | \$41,400 | \$45,840 | \$48,570 | \$58,420 |
| Employment: | 20 | HOURLY: | \$22.31 | \$17.92 | \$19.91 | \$22.04 | \$23.35 | \$28.09 | |
| East ND Nonmetro Area | | | ANNUAL: | \$48,500 | \$36,350 | \$45,140 | \$46,320 | \$56,230 | \$60,980 |
| Employment: | 20 | HOURLY: | \$23.32 | \$17.48 | \$21.70 | \$22.27 | \$27.04 | \$29.32 | |

21-2021 Directors, Religious Activities and Education**Alternate Job Title(s):** Religious Education Director; Youth Ministry Director

Coordinate or design programs and conduct outreach to promote the religious education or activities of a denominational group. May provide counseling, guidance, and leadership relative to marital, health, financial, and religious problems.

| | | | | | | | | |
|-----------------------------|--|----------------|----------|----------|----------|----------|----------|----------|
| North Dakota | | ANNUAL: | \$58,720 | \$36,970 | \$48,620 | \$58,890 | \$60,440 | \$87,300 |
| Employment: 30 | | HOURLY: | \$28.23 | \$17.78 | \$23.38 | \$28.31 | \$29.06 | \$41.97 |
| Region 5 | | ANNUAL: | \$58,200 | \$36,970 | \$48,620 | \$58,890 | \$59,490 | \$87,300 |
| Employment: N/A | | HOURLY: | \$27.98 | \$17.78 | \$23.38 | \$28.31 | \$28.60 | \$41.97 |
| Fargo, ND-MN MetroSA | | ANNUAL: | \$56,470 | \$36,970 | \$48,620 | \$58,890 | \$59,420 | \$82,220 |
| Employment: 20 | | HOURLY: | \$27.15 | \$17.78 | \$23.38 | \$28.31 | \$28.57 | \$39.53 |

'N/A' indicates data or information cannot be released due to reliability, availability, or confidentiality restrictions. Since a portion of substate employment is not attributed to a region, substate areas will NOT add up to statewide totals. Rounding and the absence of suppressed data may also affect additivity.

| | | | WAGE ESTIMATES | | | | | |
|-----------------------------|---------|--|-------------------|--------------------|--------------------|--------------------------------|--------------------|--------------------|
| | | | Average (Mean) | 10th Percentile | 25th Percentile | 50th Percentile (Median) | 75th Percentile | 90th Percentile |
| 23-0000 Legal Occupations | | | | | | | | |
| Alternate Job Title(s): N/A | | | | | | | | |
| North Dakota | ANNUAL: | | \$94,610 | \$44,260 | \$52,260 | \$78,690 | \$112,020 | \$165,990 |
| Employment: 2,210 | HOURLY: | | \$45.48 | \$21.28 | \$25.12 | \$37.83 | \$53.86 | \$79.81 |
| Region 1 | ANNUAL: | | \$86,290 | \$44,110 | \$47,990 | \$74,840 | \$103,270 | \$153,470 |
| Employment: 170 | HOURLY: | | \$41.48 | \$21.21 | \$23.07 | \$35.98 | \$49.65 | \$73.78 |
| Region 2 | ANNUAL: | | \$89,800 | \$45,770 | \$54,570 | \$78,470 | \$102,490 | \$164,030 |
| Employment: 210 | HOURLY: | | \$43.17 | \$22.00 | \$26.23 | \$37.73 | \$49.27 | \$78.86 |
| Region 3 | ANNUAL: | | \$96,010 | \$45,210 | \$56,210 | \$77,240 | \$110,680 | \$174,350 |
| Employment: 70 | HOURLY: | | \$46.16 | \$21.74 | \$27.02 | \$37.13 | \$53.21 | \$83.82 |
| Region 4 | ANNUAL: | | \$94,460 | \$40,090 | \$49,980 | \$77,530 | \$118,080 | \$174,350 |
| Employment: 230 | HOURLY: | | \$45.42 | \$19.27 | \$24.03 | \$37.27 | \$56.77 | \$83.82 |
| Region 5 | ANNUAL: | | \$96,760 | \$41,010 | \$51,790 | \$78,690 | \$126,170 | \$170,310 |
| Employment: 730 | HOURLY: | | \$46.52 | \$19.72 | \$24.90 | \$37.83 | \$60.66 | \$81.88 |
| Region 6 | ANNUAL: | | \$116,460 | \$45,210 | \$62,600 | \$86,970 | \$153,110 | \$209,150 |
| Employment: 70 | HOURLY: | | \$55.99 | \$21.74 | \$30.10 | \$41.81 | \$73.61 | \$100.55 |
| Region 7 | ANNUAL: | | \$94,280 | \$47,340 | \$52,260 | \$79,010 | \$108,930 | \$154,010 |
| Employment: 630 | HOURLY: | | \$45.33 | \$22.76 | \$25.12 | \$37.98 | \$52.37 | \$74.04 |
| Region 8 | ANNUAL: | | \$89,570 | \$45,770 | \$53,730 | \$75,450 | \$101,590 | \$164,030 |
| Employment: 100 | HOURLY: | | \$43.06 | \$22.00 | \$25.83 | \$36.27 | \$48.84 | \$78.86 |
| Bismarck, ND MetroSA | ANNUAL: | | \$93,940 | \$47,560 | \$52,260 | \$79,460 | \$107,540 | \$152,170 |
| Employment: 620 | HOURLY: | | \$45.17 | \$22.87 | \$25.12 | \$38.20 | \$51.70 | \$73.16 |
| Fargo, ND-MN MetroSA | ANNUAL: | | \$96,600 | \$41,280 | \$52,140 | \$79,210 | \$125,150 | \$168,290 |
| Employment: 740 | HOURLY: | | \$46.44 | \$19.85 | \$25.07 | \$38.08 | \$60.17 | \$80.91 |
| Grand Forks, ND-MN MetroSA | ANNUAL: | | \$95,560 | \$39,900 | \$48,380 | \$81,140 | \$118,080 | \$169,250 |
| Employment: 230 | HOURLY: | | \$45.94 | \$19.18 | \$23.26 | \$39.01 | \$56.77 | \$81.37 |
| West ND Nonmetro Area | ANNUAL: | | \$89,150 | \$45,540 | \$51,330 | \$76,800 | \$103,270 | \$164,030 |
| Employment: 500 | HOURLY: | | \$42.86 | \$21.89 | \$24.68 | \$36.93 | \$49.65 | \$78.86 |
| East ND Nonmetro Area | ANNUAL: | | \$102,610 | \$40,770 | \$56,210 | \$79,250 | \$133,090 | \$209,150 |
| Employment: 240 | HOURLY: | | \$49.33 | \$19.60 | \$27.02 | \$38.10 | \$63.99 | \$100.55 |

'N/A' indicates data or information cannot be released due to reliability, availability, or confidentiality restrictions. Since a portion of substate employment is not attributed to a region, substate areas will NOT add up to statewide totals. Rounding and the absence of suppressed data may also affect additivity.

| | | | WAGE ESTIMATES | | | | | |
|---|-------|---------|-------------------|--------------------|--------------------|--------------------------------|--------------------|--------------------|
| | | | Average (Mean) | 10th Percentile | 25th Percentile | 50th Percentile (Median) | 75th Percentile | 90th Percentile |
| 23-1011 Lawyers | | | | | | | | |
| Alternate Job Title(s): Attorney; Corporate Counsel; Public Defender | | | | | | | | |
| Represent clients in criminal and civil litigation and other legal proceedings, draw up legal documents, or manage or advise clients on legal transactions. May specialize in a single area or may practice broadly in many areas of law. | | | | | | | | |
| North Dakota | | ANNUAL: | \$120,780 | \$64,350 | \$79,680 | \$100,890 | \$146,910 | \$206,890 |
| Employment: | 1,120 | HOURLY: | \$58.07 | \$30.94 | \$38.31 | \$48.51 | \$70.63 | \$99.46 |
| Region 1 | | ANNUAL: | \$117,000 | \$65,480 | \$81,540 | \$102,300 | \$138,230 | \$205,850 |
| Employment: | 60 | HOURLY: | \$56.25 | \$31.48 | \$39.20 | \$49.18 | \$66.46 | \$98.97 |
| Region 2 | | ANNUAL: | \$110,910 | \$67,110 | \$79,040 | \$97,510 | \$131,300 | \$209,150 |
| Employment: | 110 | HOURLY: | \$53.32 | \$32.26 | \$38.00 | \$46.88 | \$63.12 | \$100.55 |
| Region 3 | | ANNUAL: | \$108,750 | \$55,180 | \$74,200 | \$89,440 | \$127,660 | \$209,150 |
| Employment: | 30 | HOURLY: | \$52.29 | \$26.53 | \$35.67 | \$43.00 | \$61.38 | \$100.55 |
| Region 4 | | ANNUAL: | \$119,980 | \$64,010 | \$77,270 | \$99,080 | \$147,840 | \$207,370 |
| Employment: | 130 | HOURLY: | \$57.68 | \$30.77 | \$37.15 | \$47.64 | \$71.08 | \$99.70 |
| Region 5 | | ANNUAL: | \$128,730 | \$71,560 | \$82,320 | \$107,220 | \$164,500 | \$207,020 |
| Employment: | 380 | HOURLY: | \$61.89 | \$34.40 | \$39.58 | \$51.55 | \$79.09 | \$99.53 |
| Region 6 | | ANNUAL: | \$119,560 | \$64,390 | \$77,640 | \$90,390 | \$153,110 | \$209,150 |
| Employment: | 30 | HOURLY: | \$57.48 | \$30.96 | \$37.33 | \$43.46 | \$73.61 | \$100.55 |
| Region 7 | | ANNUAL: | \$117,230 | \$60,000 | \$80,920 | \$98,490 | \$133,490 | \$171,410 |
| Employment: | 340 | HOURLY: | \$56.36 | \$28.85 | \$38.90 | \$47.35 | \$64.18 | \$82.41 |
| Region 8 | | ANNUAL: | \$119,590 | \$68,390 | \$79,250 | \$101,060 | \$137,270 | \$213,550 |
| Employment: | 40 | HOURLY: | \$57.49 | \$32.88 | \$38.10 | \$48.59 | \$65.99 | \$102.67 |
| Bismarck, ND MetroSA | | ANNUAL: | \$117,140 | \$60,000 | \$80,920 | \$98,490 | \$133,490 | \$169,650 |
| Employment: | 340 | HOURLY: | \$56.32 | \$28.85 | \$38.90 | \$47.35 | \$64.18 | \$81.56 |
| Fargo, ND-MN MetroSA | | ANNUAL: | \$126,980 | \$67,500 | \$82,320 | \$106,260 | \$162,850 | \$205,450 |
| Employment: | 390 | HOURLY: | \$61.05 | \$32.45 | \$39.58 | \$51.09 | \$78.30 | \$98.77 |
| Grand Forks, ND-MN MetroSA | | ANNUAL: | \$122,040 | \$64,060 | \$81,140 | \$100,010 | \$147,840 | \$205,710 |
| Employment: | 130 | HOURLY: | \$58.68 | \$30.80 | \$39.01 | \$48.08 | \$71.08 | \$98.90 |
| West ND Nonmetro Area | | ANNUAL: | \$114,620 | \$65,480 | \$79,250 | \$101,060 | \$135,740 | \$209,150 |
| Employment: | 210 | HOURLY: | \$55.11 | \$31.48 | \$38.10 | \$48.59 | \$65.26 | \$100.55 |
| East ND Nonmetro Area | | ANNUAL: | \$118,670 | \$60,800 | \$76,170 | \$102,290 | \$155,210 | \$209,150 |
| Employment: | 110 | HOURLY: | \$57.06 | \$29.23 | \$36.62 | \$49.18 | \$74.62 | \$100.55 |

23-1012 Judicial Law Clerks**Alternate Job Title(s):** Judicial Clerk

Assist judges in court or by conducting research or preparing legal documents. Excludes Lawyers (23-1011) and Paralegals and Legal Assistants (23-2011).

| | | | | | | | | |
|-----------------------------|--|---------|----------|----------|----------|----------|----------|----------|
| North Dakota | | ANNUAL: | \$80,550 | \$68,850 | \$71,340 | \$85,900 | \$89,440 | \$98,180 |
| Employment: 30 | | HOURLY: | \$38.73 | \$33.10 | \$34.30 | \$41.30 | \$43.00 | \$47.20 |
| Bismarck, ND MetroSA | | ANNUAL: | \$71,580 | \$41,460 | \$71,340 | \$71,340 | \$77,880 | \$85,900 |
| Employment: 10 | | HOURLY: | \$34.41 | \$19.93 | \$34.30 | \$34.30 | \$37.44 | \$41.30 |

'N/A' indicates data or information cannot be released due to reliability, availability, or confidentiality restrictions. Since a portion of substate employment is not attributed to a region, substate areas will NOT add up to statewide totals. Rounding and the absence of suppressed data may also affect additivity.

| | WAGE ESTIMATES | | | | | |
|--|-------------------|--------------------|--------------------|--------------------------------|--------------------|--------------------|
| | Average (Mean) | 10th Percentile | 25th Percentile | 50th Percentile (Median) | 75th Percentile | 90th Percentile |

23-1021 Administrative Law Judges, Adjudicators, and Hearing Officers

Alternate Job Title(s): Appeals Examiner; Justice of The Peace; Traffic Court Referee

Conduct hearings to recommend or make decisions on claims concerning government programs or other government-related matters. Determine liability, sanctions, or penalties, or recommend the acceptance or rejection of claims or settlements. Excludes Arbitrators, Mediators, and Conciliators (23-1022).

| | | | | | | | |
|---------------------|----------------|----------|----------|----------|----------|-----------|-----------|
| North Dakota | ANNUAL: | \$81,290 | \$52,000 | \$52,000 | \$75,710 | \$107,540 | \$121,720 |
| Employment: 30 | HOURLY: | \$39.08 | \$25.00 | \$25.00 | \$36.40 | \$51.70 | \$58.52 |

23-1023 Judges, Magistrate Judges, and Magistrates

Alternate Job Title(s): Circuit Court Judge; Justice; Tribal Judge

Arbitrate, advise, adjudicate, or administer justice in a court of law. May sentence defendant in criminal cases according to government statutes or sentencing guidelines. May determine liability of defendant in civil cases. May perform wedding ceremonies.

| | | | | | | | |
|------------------------------|----------------|-----------|-----------|-----------|-----------|-----------|-----------|
| North Dakota | ANNUAL: | \$165,180 | \$152,170 | \$152,170 | \$152,170 | \$174,350 | \$174,350 |
| Employment: 90 | HOURLY: | \$79.41 | \$73.16 | \$73.16 | \$73.16 | \$83.82 | \$83.82 |
| Region 3 | ANNUAL: | \$149,170 | \$52,130 | \$82,820 | \$152,170 | \$174,350 | \$174,350 |
| Employment: 10 | HOURLY: | \$71.72 | \$25.06 | \$39.81 | \$73.16 | \$83.82 | \$83.82 |
| Region 5 | ANNUAL: | \$170,450 | \$152,170 | \$152,170 | \$152,170 | \$160,030 | \$174,350 |
| Employment: 10 | HOURLY: | \$81.95 | \$73.16 | \$73.16 | \$73.16 | \$76.94 | \$83.82 |
| Region 6 | ANNUAL: | \$218,000 | \$152,170 | \$152,170 | \$174,350 | \$174,350 | N/A |
| Employment: 10 | HOURLY: | \$104.81 | \$73.16 | \$73.16 | \$83.82 | \$83.82 | N/A |
| Region 7 | ANNUAL: | \$160,570 | \$152,170 | \$152,170 | \$156,480 | \$165,990 | \$174,350 |
| Employment: 20 | HOURLY: | \$77.20 | \$73.16 | \$73.16 | \$75.23 | \$79.80 | \$83.82 |
| Fargo, ND-MN MetroSA | ANNUAL: | \$155,250 | \$152,170 | \$152,170 | \$152,170 | \$169,250 | \$169,250 |
| Employment: 20 | HOURLY: | \$74.64 | \$73.16 | \$73.16 | \$73.16 | \$81.37 | \$81.37 |
| West ND Nonmetro Area | ANNUAL: | \$148,940 | \$82,960 | \$152,170 | \$152,170 | \$174,350 | \$174,350 |
| Employment: 30 | HOURLY: | \$71.61 | \$39.89 | \$73.16 | \$73.16 | \$83.82 | \$83.82 |
| East ND Nonmetro Area | ANNUAL: | \$189,600 | \$110,680 | \$152,170 | \$174,350 | \$174,350 | N/A |
| Employment: 30 | HOURLY: | \$91.15 | \$53.21 | \$73.16 | \$83.82 | \$83.82 | N/A |

'N/A' indicates data or information cannot be released due to reliability, availability, or confidentiality restrictions. Since a portion of substate employment is not attributed to a region, substate areas will NOT add up to statewide totals. Rounding and the absence of suppressed data may also affect additivity.

| | | | WAGE ESTIMATES | | | | | |
|--|-----|---------|-------------------|--------------------|--------------------|--------------------------------|--------------------|--------------------|
| | | | Average (Mean) | 10th Percentile | 25th Percentile | 50th Percentile (Median) | 75th Percentile | 90th Percentile |
| 23-2011 Paralegals and Legal Assistants | | | | | | | | |
| Alternate Job Title(s): Legal Aide | | | | | | | | |
| Assist lawyers by investigating facts, preparing legal documents, or researching legal precedent. Conduct research to support a legal proceeding, to formulate a defense, or to initiate legal action. Excludes Legal Secretaries and Administrative Assistants (43-6012). | | | | | | | | |
| North Dakota | | ANNUAL: | \$54,090 | \$39,360 | \$44,890 | \$48,740 | \$62,270 | \$75,500 |
| Employment: | 580 | HOURLY: | \$26.00 | \$18.92 | \$21.58 | \$23.43 | \$29.94 | \$36.30 |
| Region 1 | | ANNUAL: | \$53,610 | \$40,300 | \$45,860 | \$48,750 | \$58,520 | \$75,360 |
| Employment: | 30 | HOURLY: | \$25.77 | \$19.38 | \$22.05 | \$23.44 | \$28.13 | \$36.23 |
| Region 2 | | ANNUAL: | \$53,040 | \$40,610 | \$45,770 | \$48,250 | \$58,990 | \$72,030 |
| Employment: | 50 | HOURLY: | \$25.50 | \$19.52 | \$22.00 | \$23.20 | \$28.36 | \$34.63 |
| Region 4 | | ANNUAL: | \$50,880 | \$35,490 | \$40,090 | \$46,860 | \$58,900 | \$71,400 |
| Employment: | 70 | HOURLY: | \$24.46 | \$17.06 | \$19.27 | \$22.53 | \$28.32 | \$34.33 |
| Region 5 | | ANNUAL: | \$55,170 | \$38,990 | \$42,040 | \$48,580 | \$66,610 | \$78,330 |
| Employment: | 210 | HOURLY: | \$26.52 | \$18.74 | \$20.21 | \$23.35 | \$32.03 | \$37.66 |
| Region 7 | | ANNUAL: | \$54,770 | \$39,440 | \$47,100 | \$50,040 | \$62,130 | \$78,630 |
| Employment: | 170 | HOURLY: | \$26.33 | \$18.96 | \$22.64 | \$24.06 | \$29.87 | \$37.80 |
| Region 8 | | ANNUAL: | \$55,560 | \$40,690 | \$45,770 | \$50,690 | \$60,040 | \$75,450 |
| Employment: | 20 | HOURLY: | \$26.71 | \$19.56 | \$22.00 | \$24.37 | \$28.86 | \$36.27 |
| Bismarck, ND MetroSA | | ANNUAL: | \$54,690 | \$39,440 | \$47,100 | \$49,990 | \$61,700 | \$78,630 |
| Employment: | 170 | HOURLY: | \$26.29 | \$18.96 | \$22.64 | \$24.04 | \$29.66 | \$37.80 |
| Fargo, ND-MN MetroSA | | ANNUAL: | \$56,110 | \$38,990 | \$44,260 | \$48,890 | \$67,830 | \$78,350 |
| Employment: | 210 | HOURLY: | \$26.98 | \$18.74 | \$21.28 | \$23.51 | \$32.61 | \$37.67 |
| Grand Forks, ND-MN MetroSA | | ANNUAL: | \$49,380 | \$35,490 | \$39,580 | \$46,640 | \$58,900 | \$71,400 |
| Employment: | 70 | HOURLY: | \$23.74 | \$17.06 | \$19.03 | \$22.42 | \$28.32 | \$34.33 |
| West ND Nonmetro Area | | ANNUAL: | \$53,910 | \$40,390 | \$45,770 | \$48,650 | \$60,040 | \$75,350 |
| Employment: | 110 | HOURLY: | \$25.92 | \$19.42 | \$22.00 | \$23.39 | \$28.87 | \$36.23 |
| East ND Nonmetro Area | | ANNUAL: | \$51,080 | \$31,710 | \$40,770 | \$45,830 | \$58,990 | \$71,910 |
| Employment: | 50 | HOURLY: | \$24.56 | \$15.25 | \$19.60 | \$22.03 | \$28.36 | \$34.57 |

'N/A' indicates data or information cannot be released due to reliability, availability, or confidentiality restrictions. Since a portion of substate employment is not attributed to a region, substate areas will NOT add up to statewide totals. Rounding and the absence of suppressed data may also affect additivity.

| | | | WAGE ESTIMATES | | | | | |
|--|-----|---------|-------------------|--------------------|--------------------|--------------------------------|--------------------|--------------------|
| | | | Average (Mean) | 10th Percentile | 25th Percentile | 50th Percentile (Median) | 75th Percentile | 90th Percentile |
| 23-2093 Title Examiners, Abstractors, and Searchers | | | | | | | | |
| Alternate Job Title(s): Escrow Officer; Lien Searcher; Title Officer | | | | | | | | |
| Search real estate records, examine titles, or summarize pertinent legal or insurance documents or details for a variety of purposes. May compile lists of mortgages, contracts, and other instruments pertaining to titles by searching public and private records for law firms, real estate agencies, or title insurance companies. Excludes Loan Officers (13-2072). | | | | | | | | |
| North Dakota | | ANNUAL: | \$65,040 | \$39,260 | \$46,240 | \$61,170 | \$68,430 | \$99,060 |
| Employment: | 310 | HOURLY: | \$31.27 | \$18.88 | \$22.23 | \$29.41 | \$32.90 | \$47.62 |
| Region 1 | | ANNUAL: | \$68,500 | \$39,190 | \$45,540 | \$60,320 | \$83,820 | \$115,140 |
| Employment: | 60 | HOURLY: | \$32.93 | \$18.84 | \$21.89 | \$29.00 | \$40.30 | \$55.36 |
| Region 2 | | ANNUAL: | \$69,630 | \$39,560 | \$45,980 | \$60,610 | \$84,040 | \$113,980 |
| Employment: | 40 | HOURLY: | \$33.48 | \$19.02 | \$22.10 | \$29.14 | \$40.40 | \$54.80 |
| Region 4 | | ANNUAL: | \$65,760 | \$39,900 | \$45,450 | \$62,600 | \$83,110 | \$89,400 |
| Employment: | 20 | HOURLY: | \$31.61 | \$19.18 | \$21.85 | \$30.10 | \$39.96 | \$42.98 |
| Region 5 | | ANNUAL: | \$56,750 | \$38,860 | \$40,830 | \$50,150 | \$62,620 | \$84,200 |
| Employment: | 80 | HOURLY: | \$27.28 | \$18.68 | \$19.63 | \$24.11 | \$30.10 | \$40.48 |
| Region 6 | | ANNUAL: | \$67,250 | \$47,340 | \$61,600 | \$62,600 | \$77,300 | \$92,000 |
| Employment: | 10 | HOURLY: | \$32.33 | \$22.76 | \$29.62 | \$30.10 | \$37.16 | \$44.23 |
| Region 7 | | ANNUAL: | \$68,020 | \$39,390 | \$47,340 | \$62,190 | \$74,780 | \$126,170 |
| Employment: | 50 | HOURLY: | \$32.70 | \$18.94 | \$22.76 | \$29.90 | \$35.95 | \$60.66 |
| Region 8 | | ANNUAL: | \$70,490 | \$39,560 | \$46,970 | \$62,220 | \$71,140 | \$164,010 |
| Employment: | 30 | HOURLY: | \$33.89 | \$19.02 | \$22.58 | \$29.91 | \$34.20 | \$78.85 |
| Bismarck, ND MetroSA | | ANNUAL: | \$69,410 | \$39,390 | \$46,240 | \$63,000 | \$75,020 | \$126,170 |
| Employment: | 50 | HOURLY: | \$33.37 | \$18.94 | \$22.23 | \$30.29 | \$36.07 | \$60.66 |
| Fargo, ND-MN MetroSA | | ANNUAL: | \$56,630 | \$38,860 | \$40,830 | \$50,140 | \$62,610 | \$84,200 |
| Employment: | 70 | HOURLY: | \$27.23 | \$18.68 | \$19.63 | \$24.11 | \$30.10 | \$40.48 |
| Grand Forks, ND-MN MetroSA | | ANNUAL: | \$66,940 | \$39,900 | \$44,130 | \$67,620 | \$83,110 | \$89,400 |
| Employment: | 20 | HOURLY: | \$32.18 | \$19.18 | \$21.21 | \$32.51 | \$39.96 | \$42.98 |
| West ND Nonmetro Area | | ANNUAL: | \$68,740 | \$39,560 | \$45,550 | \$62,060 | \$81,310 | \$113,980 |
| Employment: | 130 | HOURLY: | \$33.05 | \$19.02 | \$21.90 | \$29.84 | \$39.09 | \$54.80 |

23-2099 Legal Support Workers, All Other**Alternate Job Title(s):** Legal Technician

All legal support workers not listed separately.

| | | | | | | | | |
|-----------------------------|--|---------|----------|----------|----------|----------|----------|----------|
| North Dakota | | ANNUAL: | \$48,200 | \$27,040 | \$27,040 | \$51,780 | \$58,160 | \$65,460 |
| Employment: 50 | | HOURLY: | \$23.17 | \$13.00 | \$13.00 | \$24.90 | \$27.96 | \$31.47 |
| Region 5 | | ANNUAL: | \$52,630 | \$31,200 | \$49,210 | \$51,790 | \$59,450 | \$69,310 |
| Employment: 20 | | HOURLY: | \$25.30 | \$15.00 | \$23.66 | \$24.90 | \$28.58 | \$33.32 |
| Fargo, ND-MN MetroSA | | ANNUAL: | \$54,720 | \$41,280 | \$51,760 | \$51,780 | \$59,450 | \$69,310 |
| Employment: 20 | | HOURLY: | \$26.31 | \$19.85 | \$24.89 | \$24.90 | \$28.58 | \$33.32 |

'N/A' indicates data or information cannot be released due to reliability, availability, or confidentiality restrictions. Since a portion of substate employment is not attributed to a region, substate areas will NOT add up to statewide totals. Rounding and the absence of suppressed data may also affect additivity.

| | | WAGE ESTIMATES | | | | | |
|--|---------|-------------------|--------------------|--------------------|--------------------------------|--------------------|--------------------|
| | | Average (Mean) | 10th Percentile | 25th Percentile | 50th Percentile (Median) | 75th Percentile | 90th Percentile |
| 25-0000 Educational Instruction and Library Occupations | | | | | | | |
| Alternate Job Title(s): N/A | | | | | | | |
| North Dakota Employment: 23,600 | ANNUAL: | \$54,610 | \$31,690 | \$38,010 | \$49,030 | \$61,710 | \$77,960 |
| | HOURLY: | \$26.25 | \$15.24 | \$18.27 | \$23.57 | \$29.67 | \$37.48 |
| Region 1 Employment: 1,470 | ANNUAL: | \$51,460 | \$34,900 | \$37,010 | \$48,570 | \$60,550 | \$74,540 |
| | HOURLY: | \$24.74 | \$16.78 | \$17.79 | \$23.35 | \$29.11 | \$35.84 |
| Region 2 Employment: 3,250 | ANNUAL: | \$54,480 | \$34,880 | \$44,630 | \$49,310 | \$62,120 | \$77,700 |
| | HOURLY: | \$26.19 | \$16.77 | \$21.46 | \$23.71 | \$29.87 | \$37.36 |
| Region 3 Employment: 1,610 | ANNUAL: | \$53,330 | \$30,360 | \$41,690 | \$48,680 | \$60,210 | \$74,370 |
| | HOURLY: | \$25.64 | \$14.60 | \$20.04 | \$23.40 | \$28.95 | \$35.76 |
| Region 4 Employment: 3,230 | ANNUAL: | \$59,580 | \$31,690 | \$35,860 | \$48,580 | \$72,380 | \$97,370 |
| | HOURLY: | \$28.65 | \$15.24 | \$17.24 | \$23.35 | \$34.80 | \$46.81 |
| Region 5 Employment: 6,350 | ANNUAL: | \$56,440 | \$30,260 | \$38,130 | \$49,220 | \$66,070 | \$82,470 |
| | HOURLY: | \$27.14 | \$14.55 | \$18.33 | \$23.66 | \$31.77 | \$39.65 |
| Region 6 Employment: 1,830 | ANNUAL: | \$49,900 | \$29,210 | \$36,140 | \$47,720 | \$59,560 | \$72,550 |
| | HOURLY: | \$23.99 | \$14.04 | \$17.37 | \$22.94 | \$28.64 | \$34.88 |
| Region 7 Employment: 4,570 | ANNUAL: | \$52,960 | \$34,880 | \$38,010 | \$50,220 | \$61,100 | \$76,190 |
| | HOURLY: | \$25.46 | \$16.77 | \$18.27 | \$24.14 | \$29.37 | \$36.63 |
| Region 8 Employment: 1,280 | ANNUAL: | \$51,030 | \$31,760 | \$37,340 | \$48,740 | \$60,270 | \$75,730 |
| | HOURLY: | \$24.53 | \$15.27 | \$17.95 | \$23.43 | \$28.98 | \$36.41 |
| Bismarck, ND MetroSA Employment: 3,740 | ANNUAL: | \$53,850 | \$35,720 | \$38,120 | \$51,000 | \$61,170 | \$76,280 |
| | HOURLY: | \$25.89 | \$17.17 | \$18.33 | \$24.52 | \$29.41 | \$36.67 |
| Fargo, ND-MN MetroSA Employment: 7,060 | ANNUAL: | \$57,400 | \$30,780 | \$38,130 | \$49,670 | \$74,360 | \$84,280 |
| | HOURLY: | \$27.60 | \$14.80 | \$18.33 | \$23.88 | \$35.75 | \$40.52 |
| Grand Forks, ND-MN MetroSA Employment: 3,690 | ANNUAL: | \$59,610 | \$31,690 | \$35,860 | \$48,740 | \$74,990 | \$97,370 |
| | HOURLY: | \$28.66 | \$15.24 | \$17.24 | \$23.44 | \$36.05 | \$46.81 |
| West ND Nonmetro Area Employment: 6,830 | ANNUAL: | \$52,510 | \$34,080 | \$39,230 | \$48,560 | \$60,670 | \$76,570 |
| | HOURLY: | \$25.25 | \$16.39 | \$18.86 | \$23.34 | \$29.17 | \$36.81 |
| East ND Nonmetro Area Employment: 5,210 | ANNUAL: | \$51,150 | \$29,780 | \$37,770 | \$48,170 | \$59,850 | \$71,430 |
| | HOURLY: | \$24.59 | \$14.32 | \$18.16 | \$23.16 | \$28.77 | \$34.34 |

'N/A' indicates data or information cannot be released due to reliability, availability, or confidentiality restrictions. Since a portion of substate employment is not attributed to a region, substate areas will NOT add up to statewide totals. Rounding and the absence of suppressed data may also affect additivity.

| | | | WAGE ESTIMATES | | | | | |
|--|-----|----------------|-------------------|--------------------|--------------------|--------------------------------|--------------------|--------------------|
| | | | Average (Mean) | 10th Percentile | 25th Percentile | 50th Percentile (Median) | 75th Percentile | 90th Percentile |
| 25-1011 Business Teachers, Postsecondary | | | | | | | | |
| Alternate Job Title(s): Accounting Professor; Finance Professor; Marketing Professor | | | | | | | | |
| Teach courses in business administration and management, such as accounting, finance, human resources, labor and industrial relations, marketing, and operations research. Includes both teachers primarily engaged in teaching and those who do a combination of teaching and research. | | | | | | | | |
| North Dakota | | ANNUAL: | \$95,250 | \$62,510 | \$77,080 | \$79,220 | \$98,510 | \$131,720 |
| Employment: | 550 | HOURLY: | N/A | N/A | N/A | N/A | N/A | N/A |
| Region 2 | | ANNUAL: | \$106,970 | \$62,430 | \$65,680 | \$105,500 | \$134,440 | \$173,060 |
| Employment: | 40 | HOURLY: | N/A | N/A | N/A | N/A | N/A | N/A |
| Region 5 | | ANNUAL: | \$112,650 | \$64,610 | \$85,570 | \$108,710 | \$131,720 | \$176,360 |
| Employment: | 70 | HOURLY: | N/A | N/A | N/A | N/A | N/A | N/A |
| Region 7 | | ANNUAL: | \$73,030 | \$48,390 | \$61,460 | \$79,220 | \$84,080 | \$98,040 |
| Employment: | N/A | HOURLY: | N/A | N/A | N/A | N/A | N/A | N/A |
| Fargo, ND-MN MetroSA | | ANNUAL: | \$111,730 | \$68,280 | \$85,570 | \$110,960 | \$131,720 | \$176,360 |
| Employment: | 90 | HOURLY: | N/A | N/A | N/A | N/A | N/A | N/A |
| Grand Forks, ND-MN MetroSA | | ANNUAL: | \$94,790 | \$62,880 | \$77,080 | \$77,080 | \$97,370 | \$126,090 |
| Employment: | 390 | HOURLY: | N/A | N/A | N/A | N/A | N/A | N/A |
| West ND Nonmetro Area | | ANNUAL: | \$97,450 | \$60,630 | \$62,430 | \$83,220 | \$134,440 | \$173,060 |
| Employment: | 50 | HOURLY: | N/A | N/A | N/A | N/A | N/A | N/A |
| East ND Nonmetro Area | | ANNUAL: | \$71,770 | \$48,610 | \$60,660 | \$64,610 | \$76,990 | \$97,920 |
| Employment: | 30 | HOURLY: | N/A | N/A | N/A | N/A | N/A | N/A |

25-1021 Computer Science Teachers, Postsecondary**Alternate Job Title(s):** Computer Information Systems Professor; Information Technology Professor; Java Programming Professor

Teach courses in computer science. May specialize in a field of computer science, such as the design and function of computers or operations and research analysis. Includes both teachers primarily engaged in teaching and those who do a combination of teaching and research.

| | | | | | | | | |
|------------------------------|--|----------------|-----------|----------|----------|-----------|-----------|-----------|
| North Dakota | | ANNUAL: | \$81,940 | \$47,940 | \$60,260 | \$75,290 | \$108,070 | \$129,990 |
| Employment: 70 | | HOURLY: | N/A | N/A | N/A | N/A | N/A | N/A |
| Region 5 | | ANNUAL: | \$100,850 | \$64,250 | \$84,180 | \$108,070 | \$108,070 | \$143,210 |
| Employment: 30 | | HOURLY: | N/A | N/A | N/A | N/A | N/A | N/A |
| Region 7 | | ANNUAL: | \$64,800 | \$47,940 | \$50,590 | \$60,260 | \$75,290 | \$90,850 |
| Employment: 20 | | HOURLY: | N/A | N/A | N/A | N/A | N/A | N/A |
| Bismarck, ND MetroSA | | ANNUAL: | \$64,800 | \$47,940 | \$50,590 | \$60,260 | \$75,290 | \$90,850 |
| Employment: 20 | | HOURLY: | N/A | N/A | N/A | N/A | N/A | N/A |
| Fargo, ND-MN MetroSA | | ANNUAL: | \$102,640 | \$59,550 | \$84,180 | \$108,070 | \$108,140 | \$143,210 |
| Employment: 30 | | HOURLY: | N/A | N/A | N/A | N/A | N/A | N/A |
| East ND Nonmetro Area | | ANNUAL: | \$71,060 | \$46,900 | \$58,350 | \$64,250 | \$85,630 | \$107,250 |
| Employment: 20 | | HOURLY: | N/A | N/A | N/A | N/A | N/A | N/A |

'N/A' indicates data or information cannot be released due to reliability, availability, or confidentiality restrictions. Since a portion of substate employment is not attributed to a region, substate areas will NOT add up to statewide totals. Rounding and the absence of suppressed data may also affect additivity.

| | WAGE ESTIMATES | | | | | |
|--|-------------------|--------------------|--------------------|--------------------------------|--------------------|--------------------|
| | Average (Mean) | 10th Percentile | 25th Percentile | 50th Percentile (Median) | 75th Percentile | 90th Percentile |

25-1022 Mathematical Science Teachers, Postsecondary

Alternate Job Title(s): Actuarial Science Professor; Calculus Professor; Statistics Professor

Teach courses pertaining to mathematical concepts, statistics, and actuarial science and to the application of original and standardized mathematical techniques in solving specific problems and situations. Includes both teachers primarily engaged in teaching and those who do a combination of teaching and research.

| | | | | | | | | |
|------------------------------|-----|----------------|----------|----------|----------|----------|----------|-----------|
| North Dakota | | ANNUAL: | \$64,610 | \$40,770 | \$49,430 | \$61,760 | \$77,180 | \$82,290 |
| Employment: | 120 | HOURLY: | N/A | N/A | N/A | N/A | N/A | N/A |
| Region 3 | | ANNUAL: | \$68,870 | \$48,380 | \$59,920 | \$61,910 | \$77,570 | \$78,120 |
| Employment: | 10 | HOURLY: | N/A | N/A | N/A | N/A | N/A | N/A |
| Region 5 | | ANNUAL: | \$64,780 | \$40,080 | \$49,020 | \$66,070 | \$82,290 | \$82,290 |
| Employment: | 60 | HOURLY: | N/A | N/A | N/A | N/A | N/A | N/A |
| Region 7 | | ANNUAL: | \$62,870 | \$52,720 | \$57,900 | \$59,010 | \$59,170 | \$71,400 |
| Employment: | 10 | HOURLY: | N/A | N/A | N/A | N/A | N/A | N/A |
| Bismarck, ND MetroSA | | ANNUAL: | \$62,870 | \$52,720 | \$57,900 | \$59,010 | \$59,170 | \$71,400 |
| Employment: | 10 | HOURLY: | N/A | N/A | N/A | N/A | N/A | N/A |
| Fargo, ND-MN MetroSA | | ANNUAL: | \$72,840 | \$40,080 | \$60,780 | \$67,140 | \$82,290 | \$105,290 |
| Employment: | 50 | HOURLY: | N/A | N/A | N/A | N/A | N/A | N/A |
| West ND Nonmetro Area | | ANNUAL: | \$64,820 | \$39,800 | \$49,000 | \$66,570 | \$77,180 | \$77,650 |
| Employment: | 30 | HOURLY: | N/A | N/A | N/A | N/A | N/A | N/A |
| East ND Nonmetro Area | | ANNUAL: | \$62,630 | \$47,550 | \$49,020 | \$59,850 | \$75,550 | \$77,550 |
| Employment: | 40 | HOURLY: | N/A | N/A | N/A | N/A | N/A | N/A |

25-1032 Engineering Teachers, Postsecondary

Alternate Job Title(s): Aeronautical Engineering Professor; Civil Engineering Professor; Electrical Engineering Professor; Marine Engineering Professor

Teach courses pertaining to the application of physical laws and principles of engineering for the development of machines, materials, instruments, processes, and services. Includes teachers of subjects such as chemical, civil, electrical, industrial, mechanical, mineral, and petroleum engineering. Includes both teachers primarily engaged in teaching and those who do a combination of teaching and research. Excludes Computer Science Teachers, Postsecondary (25-1021).

| | | | | | | | | |
|---------------------|-----|----------------|----------|----------|----------|----------|-----------|-----------|
| North Dakota | | ANNUAL: | \$94,490 | \$62,790 | \$64,820 | \$85,360 | \$108,500 | \$137,790 |
| Employment: | 100 | HOURLY: | N/A | N/A | N/A | N/A | N/A | N/A |

'N/A' indicates data or information cannot be released due to reliability, availability, or confidentiality restrictions. Since a portion of substate employment is not attributed to a region, substate areas will NOT add up to statewide totals. Rounding and the absence of suppressed data may also affect additivity.

| | | | WAGE ESTIMATES | | | | | |
|--|-----|----------------|-------------------|--------------------|--------------------|--------------------------------|--------------------|--------------------|
| | | | Average (Mean) | 10th Percentile | 25th Percentile | 50th Percentile (Median) | 75th Percentile | 90th Percentile |
| 25-1041 Agricultural Sciences Teachers, Postsecondary | | | | | | | | |
| Alternate Job Title(s): Agronomy Professor; Aquaculture and Fisheries Professor; Farm Management Professor | | | | | | | | |
| Teach courses in the agricultural sciences. Includes teachers of agronomy, dairy sciences, fisheries management, horticultural sciences, poultry sciences, range management, and agricultural soil conservation. Includes both teachers primarily engaged in teaching and those who do a combination of teaching and research. Excludes Forestry and Conservation Science Teachers, Postsecondary (25-1043). | | | | | | | | |
| North Dakota | | ANNUAL: | \$92,390 | \$49,690 | \$67,910 | \$104,130 | \$104,130 | \$137,160 |
| Employment: | 150 | HOURLY: | N/A | N/A | N/A | N/A | N/A | N/A |
| Region 5 | | ANNUAL: | \$102,440 | \$67,910 | \$84,570 | \$104,130 | \$104,130 | \$137,160 |
| Employment: | 110 | HOURLY: | N/A | N/A | N/A | N/A | N/A | N/A |
| Region 7 | | ANNUAL: | \$56,330 | \$48,590 | \$48,590 | \$55,480 | \$62,590 | \$76,150 |
| Employment: | 10 | HOURLY: | N/A | N/A | N/A | N/A | N/A | N/A |
| Bismarck, ND MetroSA | | ANNUAL: | \$56,330 | \$48,580 | \$48,580 | \$55,480 | \$62,590 | \$76,140 |
| Employment: | 10 | HOURLY: | N/A | N/A | N/A | N/A | N/A | N/A |
| West ND Nonmetro Area | | ANNUAL: | \$64,080 | \$50,430 | \$50,430 | \$59,700 | \$67,560 | \$80,630 |
| Employment: | 10 | HOURLY: | N/A | N/A | N/A | N/A | N/A | N/A |
| East ND Nonmetro Area | | ANNUAL: | \$69,690 | \$45,130 | \$50,440 | \$67,750 | \$79,700 | \$91,420 |
| Employment: | 20 | HOURLY: | N/A | N/A | N/A | N/A | N/A | N/A |

25-1042 Biological Science Teachers, Postsecondary**Alternate Job Title(s):** Bacteriology Professor; Biochemistry Professor; Botany Professor

Teach courses in biological sciences. Includes both teachers primarily engaged in teaching and those who do a combination of teaching and research.

| | | | | | | | | |
|------------------------------|-----|---------|----------|----------|----------|----------|----------|-----------|
| North Dakota | | ANNUAL: | \$79,910 | \$50,810 | \$60,460 | \$75,320 | \$85,090 | \$109,120 |
| Employment: | 90 | HOURLY: | N/A | N/A | N/A | N/A | N/A | N/A |
| Region 7 | | ANNUAL: | \$58,310 | \$40,380 | \$46,530 | \$57,660 | \$61,040 | \$79,970 |
| Employment: | N/A | HOURLY: | N/A | N/A | N/A | N/A | N/A | N/A |
| Fargo, ND-MN MetroSA | | ANNUAL: | \$86,510 | \$61,970 | \$67,790 | \$85,090 | \$85,090 | \$109,120 |
| Employment: | 50 | HOURLY: | N/A | N/A | N/A | N/A | N/A | N/A |
| West ND Nonmetro Area | | ANNUAL: | \$81,930 | \$55,480 | \$67,810 | \$81,140 | \$81,140 | \$137,120 |
| Employment: | 10 | HOURLY: | N/A | N/A | N/A | N/A | N/A | N/A |
| East ND Nonmetro Area | | ANNUAL: | \$66,180 | \$50,710 | \$58,760 | \$60,460 | \$74,460 | \$84,800 |
| Employment: | 20 | HOURLY: | N/A | N/A | N/A | N/A | N/A | N/A |

25-1052 Chemistry Teachers, Postsecondary**Alternate Job Title(s):** Inorganic Chemistry Professor; Organic Chemistry Professor; Physical Chemistry Professor

Teach courses pertaining to the chemical and physical properties and compositional changes of substances. Work may include providing instruction in the methods of qualitative and quantitative chemical analysis. Includes both teachers primarily engaged in teaching, and those who do a combination of teaching and research. Excludes Biological Science Teachers, Postsecondary (25-1042) who teach biochemistry.

| | | | | | | | | |
|-----------------------------|----|---------|-----------|----------|----------|-----------|-----------|-----------|
| North Dakota | | ANNUAL: | \$91,260 | \$49,380 | \$65,140 | \$85,120 | \$108,440 | \$141,420 |
| Employment: | 50 | HOURLY: | N/A | N/A | N/A | N/A | N/A | N/A |
| Region 7 | | ANNUAL: | \$60,900 | \$39,850 | \$49,380 | \$59,020 | \$72,670 | \$81,560 |
| Employment: | 10 | HOURLY: | N/A | N/A | N/A | N/A | N/A | N/A |
| Fargo, ND-MN MetroSA | | ANNUAL: | \$108,870 | \$85,120 | \$85,120 | \$102,250 | \$141,420 | \$141,420 |
| Employment: | 30 | HOURLY: | N/A | N/A | N/A | N/A | N/A | N/A |

'N/A' indicates data or information cannot be released due to reliability, availability, or confidentiality restrictions. Since a portion of substate employment is not attributed to a region, substate areas will NOT add up to statewide totals. Rounding and the absence of suppressed data may also affect additivity.

| | WAGE ESTIMATES | | | | | |
|--|-------------------|--------------------|--------------------|--------------------------------|--------------------|--------------------|
| | Average (Mean) | 10th Percentile | 25th Percentile | 50th Percentile (Median) | 75th Percentile | 90th Percentile |

25-1053 Environmental Science Teachers, Postsecondary

Alternate Job Title(s): Environmental Science, Management and Policy Professor; Environmental Studies Professor

Teach courses in environmental science. Includes both teachers primarily engaged in teaching and those who do a combination of teaching and research. Excludes Forestry and Conservation Science Teachers, Postsecondary (25-1043).

| | | | | | | | |
|---------------------|----------------|----------|----------|----------|----------|-----------|-----------|
| North Dakota | ANNUAL: | \$85,020 | \$49,410 | \$55,360 | \$56,230 | \$113,310 | \$145,090 |
| Employment: 10 | HOURLY: | N/A | N/A | N/A | N/A | N/A | N/A |

25-1063 Economics Teachers, Postsecondary

Alternate Job Title(s): Agricultural Economics Professor; Econometrics Professor; Labor Economics Professor

Teach courses in economics. Includes both teachers primarily engaged in teaching and those who do a combination of teaching and research.

| | | | | | | | |
|---------------------|----------------|-----------|----------|----------|-----------|-----------|-----------|
| North Dakota | ANNUAL: | \$106,130 | \$67,470 | \$74,870 | \$106,920 | \$106,920 | \$142,050 |
| Employment: 30 | HOURLY: | N/A | N/A | N/A | N/A | N/A | N/A |

25-1066 Psychology Teachers, Postsecondary

Alternate Job Title(s): Child Development Professor; Educational Psychology Professor; Industrial/Organizational Psychology Professor

Teach courses in psychology, such as child, clinical, and developmental psychology, and psychological counseling. Includes both teachers primarily engaged in teaching and those who do a combination of teaching and research.

| | | | | | | | |
|------------------------------|----------------|----------|----------|----------|----------|-----------|-----------|
| North Dakota | ANNUAL: | \$85,910 | \$50,350 | \$61,930 | \$79,700 | \$102,780 | \$143,760 |
| Employment: 60 | HOURLY: | N/A | N/A | N/A | N/A | N/A | N/A |
| Fargo, ND-MN MetroSA | ANNUAL: | \$86,180 | \$59,000 | \$67,310 | \$82,450 | \$106,310 | \$131,290 |
| Employment: 40 | HOURLY: | N/A | N/A | N/A | N/A | N/A | N/A |
| West ND Nonmetro Area | ANNUAL: | \$90,420 | \$50,450 | \$66,140 | \$79,700 | \$102,780 | \$143,760 |
| Employment: 20 | HOURLY: | N/A | N/A | N/A | N/A | N/A | N/A |

25-1067 Sociology Teachers, Postsecondary

Alternate Job Title(s): Comparative Sociology Professor

Teach courses in sociology. Includes both teachers primarily engaged in teaching and those who do a combination of teaching and research.

| | | | | | | | |
|-----------------------------|----------------|----------|----------|----------|----------|----------|----------|
| North Dakota | ANNUAL: | \$64,550 | \$47,490 | \$52,950 | \$69,260 | \$70,500 | \$83,050 |
| Employment: 20 | HOURLY: | N/A | N/A | N/A | N/A | N/A | N/A |
| Fargo, ND-MN MetroSA | ANNUAL: | \$71,510 | \$52,950 | \$66,370 | \$70,500 | \$79,800 | \$83,050 |
| Employment: 20 | HOURLY: | N/A | N/A | N/A | N/A | N/A | N/A |

25-1069 Social Sciences Teachers, Postsecondary, All Other

Alternate Job Title(s): Survey Research Professor; Urban Planning Professor

All postsecondary social sciences teachers not listed separately.

| | | | | | | | |
|---------------------|----------------|----------|----------|----------|----------|----------|----------|
| North Dakota | ANNUAL: | \$61,490 | \$46,110 | \$51,670 | \$59,630 | \$65,550 | \$85,760 |
| Employment: 60 | HOURLY: | N/A | N/A | N/A | N/A | N/A | N/A |

'N/A' indicates data or information cannot be released due to reliability, availability, or confidentiality restrictions. Since a portion of substate employment is not attributed to a region, substate areas will NOT add up to statewide totals. Rounding and the absence of suppressed data may also affect additivity.

| | | WAGE ESTIMATES | | | | | |
|--|--|-------------------|--------------------|--------------------|--------------------------------|--------------------|--------------------|
| | | Average (Mean) | 10th Percentile | 25th Percentile | 50th Percentile (Median) | 75th Percentile | 90th Percentile |
| 25-1071 Health Specialties Teachers, Postsecondary | | | | | | | |
| Alternate Job Title(s): Nutrition Professor; Pharmacology Professor; Public Health Professor | | | | | | | |
| Teach courses in health specialties, in fields such as dentistry, laboratory technology, medicine, pharmacy, public health, therapy, and veterinary medicine. Excludes Biological Science Teachers, Postsecondary (25-1042) and Nursing Instructors and Teachers, Postsecondary (25-1072) who teach medical science. | | | | | | | |
| North Dakota | | ANNUAL: | \$104,290 | \$60,080 | \$64,200 | \$100,040 | \$131,020 |
| Employment: 430 | | HOURLY: | N/A | N/A | N/A | N/A | N/A |
| Region 5 | | ANNUAL: | \$91,740 | \$48,640 | \$60,080 | \$85,070 | \$107,110 |
| Employment: 110 | | HOURLY: | N/A | N/A | N/A | N/A | N/A |
| Fargo, ND-MN MetroSA | | ANNUAL: | \$102,270 | \$58,610 | \$73,160 | \$103,520 | \$139,160 |
| Employment: 90 | | HOURLY: | N/A | N/A | N/A | N/A | N/A |
| East ND Nonmetro Area | | ANNUAL: | \$81,420 | \$48,640 | \$48,640 | \$62,730 | \$92,490 |
| Employment: 80 | | HOURLY: | N/A | N/A | N/A | N/A | N/A |

25-1072 Nursing Instructors and Teachers, Postsecondary

Alternate Job Title(s): Advanced Nursing Professor; Clinical Nursing Professor; Registered Nursing Professor

Demonstrate and teach patient care in classroom and clinical units to nursing students. Includes both teachers primarily engaged in teaching and those who do a combination of teaching and research.

| | | | | | | | |
|------------------------------|--|---------|----------|----------|----------|----------|----------|
| North Dakota | | ANNUAL: | \$74,050 | \$59,340 | \$61,840 | \$71,980 | \$82,470 |
| Employment: 170 | | HOURLY: | N/A | N/A | N/A | N/A | N/A |
| Region 2 | | ANNUAL: | \$78,840 | \$61,840 | \$71,260 | \$80,930 | \$80,930 |
| Employment: 20 | | HOURLY: | N/A | N/A | N/A | N/A | N/A |
| Region 5 | | ANNUAL: | \$78,500 | \$61,400 | \$61,400 | \$82,470 | \$82,470 |
| Employment: 60 | | HOURLY: | N/A | N/A | N/A | N/A | N/A |
| Region 6 | | ANNUAL: | \$71,170 | \$58,790 | \$58,790 | \$71,980 | \$79,820 |
| Employment: 20 | | HOURLY: | N/A | N/A | N/A | N/A | N/A |
| Region 7 | | ANNUAL: | \$69,420 | \$49,010 | \$63,070 | \$70,150 | \$83,920 |
| Employment: 50 | | HOURLY: | N/A | N/A | N/A | N/A | N/A |
| Bismarck, ND MetroSA | | ANNUAL: | \$69,420 | \$49,010 | \$63,070 | \$70,150 | \$83,920 |
| Employment: 50 | | HOURLY: | N/A | N/A | N/A | N/A | N/A |
| Fargo, ND-MN MetroSA | | ANNUAL: | \$77,590 | \$60,100 | \$61,400 | \$81,490 | \$82,470 |
| Employment: 80 | | HOURLY: | N/A | N/A | N/A | N/A | N/A |
| West ND Nonmetro Area | | ANNUAL: | \$74,240 | \$59,340 | \$61,840 | \$71,980 | \$80,930 |
| Employment: 40 | | HOURLY: | N/A | N/A | N/A | N/A | N/A |
| East ND Nonmetro Area | | ANNUAL: | \$72,000 | \$58,780 | \$59,370 | \$73,190 | \$79,820 |
| Employment: 30 | | HOURLY: | N/A | N/A | N/A | N/A | N/A |

'N/A' indicates data or information cannot be released due to reliability, availability, or confidentiality restrictions. Since a portion of substate employment is not attributed to a region, substate areas will NOT add up to statewide totals. Rounding and the absence of suppressed data may also affect additivity.

| | | | WAGE ESTIMATES | | | | | |
|---|-----|----------------|-------------------|--------------------|--------------------|--------------------------------|--------------------|--------------------|
| | | | Average (Mean) | 10th Percentile | 25th Percentile | 50th Percentile (Median) | 75th Percentile | 90th Percentile |
| 25-1081 Education Teachers, Postsecondary | | | | | | | | |
| Alternate Job Title(s): Primary Education Professor; Special Education Professor | | | | | | | | |
| Teach courses pertaining to education, such as counseling, curriculum, guidance, instruction, teacher education, and teaching English as a second language. Includes both teachers primarily engaged in teaching and those who do a combination of teaching and research. | | | | | | | | |
| North Dakota | | ANNUAL: | \$75,530 | \$50,180 | \$65,210 | \$77,740 | \$84,550 | \$104,700 |
| Employment: | 140 | HOURLY: | N/A | N/A | N/A | N/A | N/A | N/A |
| Region 7 | | ANNUAL: | \$70,100 | \$50,750 | \$59,160 | \$77,740 | \$77,740 | \$77,740 |
| Employment: | N/A | HOURLY: | N/A | N/A | N/A | N/A | N/A | N/A |
| Fargo, ND-MN MetroSA | | ANNUAL: | \$73,950 | \$51,800 | \$51,800 | \$66,360 | \$84,550 | \$104,700 |
| Employment: | 80 | HOURLY: | N/A | N/A | N/A | N/A | N/A | N/A |
| East ND Nonmetro Area | | ANNUAL: | \$66,630 | \$45,850 | \$51,460 | \$68,620 | \$71,220 | \$89,200 |
| Employment: | 20 | HOURLY: | N/A | N/A | N/A | N/A | N/A | N/A |

25-1111 Criminal Justice and Law Enforcement Teachers, Postsecondary**Alternate Job Title(s):** Criminology Professor; Penology Professor

Teach courses in criminal justice, corrections, and law enforcement administration. Includes both teachers primarily engaged in teaching and those who do a combination of teaching and research.

| | | | | | | | | |
|---------------------|--|----------------|----------|----------|----------|----------|----------|-----------|
| North Dakota | | ANNUAL: | \$69,090 | \$41,380 | \$54,980 | \$65,120 | \$84,190 | \$110,410 |
| Employment: 40 | | HOURLY: | N/A | N/A | N/A | N/A | N/A | N/A |

25-1113 Social Work Teachers, Postsecondary**Alternate Job Title(s):** Family Welfare Social Work Professor; Geriatric Social Work Professor; Health Social Work Professor

Teach courses in social work. Includes both teachers primarily engaged in teaching and those who do a combination of teaching and research.

| | | | | | | | | |
|---------------------|--|----------------|----------|----------|----------|----------|----------|----------|
| North Dakota | | ANNUAL: | \$62,570 | \$57,320 | \$57,320 | \$59,750 | \$67,570 | \$71,990 |
| Employment: 10 | | HOURLY: | N/A | N/A | N/A | N/A | N/A | N/A |

25-1121 Art, Drama, and Music Teachers, Postsecondary**Alternate Job Title(s):** Ballet Professor; Photography Professor; Piano Professor

Teach courses in drama, music, and the arts including fine and applied art, such as painting and sculpture, or design and crafts. Includes both teachers primarily engaged in teaching and those who do a combination of teaching and research.

| | | | | | | | | |
|------------------------------|--|----------------|----------|----------|----------|----------|----------|-----------|
| North Dakota | | ANNUAL: | \$67,520 | \$47,520 | \$51,990 | \$62,870 | \$78,950 | \$95,120 |
| Employment: 130 | | HOURLY: | N/A | N/A | N/A | N/A | N/A | N/A |
| Region 5 | | ANNUAL: | \$71,270 | \$51,990 | \$51,990 | \$62,890 | \$82,260 | \$119,560 |
| Employment: 40 | | HOURLY: | N/A | N/A | N/A | N/A | N/A | N/A |
| Region 7 | | ANNUAL: | \$59,970 | \$47,520 | \$52,020 | \$58,430 | \$62,870 | \$77,140 |
| Employment: N/A | | HOURLY: | N/A | N/A | N/A | N/A | N/A | N/A |
| Fargo, ND-MN MetroSA | | ANNUAL: | \$72,500 | \$40,210 | \$51,990 | \$82,260 | \$82,690 | \$106,820 |
| Employment: 70 | | HOURLY: | N/A | N/A | N/A | N/A | N/A | N/A |
| West ND Nonmetro Area | | ANNUAL: | \$63,430 | \$41,560 | \$50,760 | \$60,910 | \$78,340 | \$85,080 |
| Employment: 40 | | HOURLY: | N/A | N/A | N/A | N/A | N/A | N/A |
| East ND Nonmetro Area | | ANNUAL: | \$61,040 | \$45,500 | \$51,750 | \$59,950 | \$64,450 | \$79,290 |
| Employment: 30 | | HOURLY: | N/A | N/A | N/A | N/A | N/A | N/A |

'N/A' indicates data or information cannot be released due to reliability, availability, or confidentiality restrictions. Since a portion of substate employment is not attributed to a region, substate areas will NOT add up to statewide totals. Rounding and the absence of suppressed data may also affect additivity.

| | | | WAGE ESTIMATES | | | | | |
|--|----|---------|-------------------|--------------------|--------------------|--------------------------------|--------------------|--------------------|
| | | | Average (Mean) | 10th Percentile | 25th Percentile | 50th Percentile (Median) | 75th Percentile | 90th Percentile |
| 25-1122 Communications Teachers, Postsecondary | | | | | | | | |
| Alternate Job Title(s): Journalism Professor; Public Speaking Professor | | | | | | | | |
| Teach courses in communications, such as organizational communications, public relations, radio/television broadcasting, and journalism. Includes both teachers primarily engaged in teaching and those who do a combination of teaching and research. | | | | | | | | |
| North Dakota | | ANNUAL: | \$66,420 | \$51,110 | \$58,440 | \$65,400 | \$69,140 | \$85,050 |
| Employment: | 60 | HOURLY: | N/A | N/A | N/A | N/A | N/A | N/A |
| Region 5 | | ANNUAL: | \$77,040 | \$64,590 | \$65,400 | \$85,050 | \$85,050 | \$85,050 |
| Employment: | 20 | HOURLY: | N/A | N/A | N/A | N/A | N/A | N/A |
| Region 7 | | ANNUAL: | \$56,570 | \$51,110 | \$51,110 | \$57,300 | \$58,440 | \$65,540 |
| Employment: | 10 | HOURLY: | N/A | N/A | N/A | N/A | N/A | N/A |
| Bismarck, ND MetroSA | | ANNUAL: | \$56,570 | \$51,110 | \$51,110 | \$57,300 | \$58,440 | \$65,540 |
| Employment: | 10 | HOURLY: | N/A | N/A | N/A | N/A | N/A | N/A |
| Fargo, ND-MN MetroSA | | ANNUAL: | \$72,580 | \$39,930 | \$64,590 | \$82,720 | \$85,050 | \$85,050 |
| Employment: | 40 | HOURLY: | N/A | N/A | N/A | N/A | N/A | N/A |
| West ND Nonmetro Area | | ANNUAL: | \$62,140 | \$51,210 | \$64,710 | \$66,570 | \$66,570 | \$66,570 |
| Employment: | 10 | HOURLY: | N/A | N/A | N/A | N/A | N/A | N/A |

25-1123 English Language and Literature Teachers, Postsecondary**Alternate Job Title(s):** Contemporary English Literature Professor; Creative Writing English Professor; Etymology Professor

Teach courses in English language and literature, including linguistics and comparative literature. Includes both teachers primarily engaged in teaching and those who do a combination of teaching and research.

| | | | | | | | | |
|------------------------------|-----|----------------|----------|----------|----------|----------|----------|-----------|
| North Dakota | | ANNUAL: | \$64,540 | \$39,370 | \$50,850 | \$58,450 | \$68,310 | \$88,810 |
| Employment: | 120 | HOURLY: | N/A | N/A | N/A | N/A | N/A | N/A |
| Region 3 | | ANNUAL: | \$84,000 | \$49,810 | \$49,810 | \$68,490 | \$77,910 | \$103,060 |
| Employment: | 10 | HOURLY: | N/A | N/A | N/A | N/A | N/A | N/A |
| Region 5 | | ANNUAL: | \$61,280 | \$38,150 | \$47,420 | \$50,850 | \$67,470 | \$87,470 |
| Employment: | 40 | HOURLY: | N/A | N/A | N/A | N/A | N/A | N/A |
| Region 7 | | ANNUAL: | \$56,230 | \$46,830 | \$51,010 | \$51,010 | \$61,370 | \$73,160 |
| Employment: | N/A | HOURLY: | N/A | N/A | N/A | N/A | N/A | N/A |
| Fargo, ND-MN MetroSA | | ANNUAL: | \$68,840 | \$38,150 | \$50,850 | \$67,480 | \$82,590 | \$103,990 |
| Employment: | 50 | HOURLY: | N/A | N/A | N/A | N/A | N/A | N/A |
| West ND Nonmetro Area | | ANNUAL: | \$62,960 | \$39,370 | \$51,010 | \$56,780 | \$65,680 | \$89,790 |
| Employment: | 30 | HOURLY: | N/A | N/A | N/A | N/A | N/A | N/A |
| East ND Nonmetro Area | | ANNUAL: | \$70,310 | \$47,420 | \$49,810 | \$61,840 | \$74,230 | \$89,990 |
| Employment: | 30 | HOURLY: | N/A | N/A | N/A | N/A | N/A | N/A |

25-1124 Foreign Language and Literature Teachers, Postsecondary**Alternate Job Title(s):** Chinese Language Professor; Russian Language Professor; Spanish Literature Professor

Teach languages and literature courses in languages other than English. Includes teachers of American Sign Language (ASL). Includes both teachers primarily engaged in teaching and those who do a combination of teaching and research.

| | | | | | | | | |
|-----------------------------|----|----------------|----------|----------|----------|----------|----------|----------|
| Fargo, ND-MN MetroSA | | ANNUAL: | \$65,110 | \$38,010 | \$41,560 | \$63,190 | \$84,120 | \$84,120 |
| Employment: | 20 | HOURLY: | N/A | N/A | N/A | N/A | N/A | N/A |

'N/A' indicates data or information cannot be released due to reliability, availability, or confidentiality restrictions. Since a portion of substate employment is not attributed to a region, substate areas will NOT add up to statewide totals. Rounding and the absence of suppressed data may also affect additivity.

| | WAGE ESTIMATES | | | | | |
|--|-------------------|--------------------|--------------------|--------------------------------|--------------------|--------------------|
| | Average (Mean) | 10th Percentile | 25th Percentile | 50th Percentile (Median) | 75th Percentile | 90th Percentile |

25-1125 History Teachers, Postsecondary

Alternate Job Title(s): African History Professor; American History Professor; Jewish History Professor; Russian History Professor

Teach courses in human history and historiography. Includes both teachers primarily engaged in teaching and those who do a combination of teaching and research.

| | | | | | | | | |
|------------------------------|----|----------------|----------|----------|----------|----------|----------|-----------|
| North Dakota | | ANNUAL: | \$78,570 | \$50,980 | \$62,620 | \$62,620 | \$85,730 | \$98,560 |
| Employment: | 30 | HOURLY: | N/A | N/A | N/A | N/A | N/A | N/A |
| Fargo, ND-MN MetroSA | | ANNUAL: | \$76,130 | \$62,620 | \$62,620 | \$62,620 | \$85,730 | \$109,530 |
| Employment: | 20 | HOURLY: | N/A | N/A | N/A | N/A | N/A | N/A |
| East ND Nonmetro Area | | ANNUAL: | \$81,280 | \$50,980 | \$59,910 | \$62,240 | \$91,420 | \$171,050 |
| Employment: | 10 | HOURLY: | N/A | N/A | N/A | N/A | N/A | N/A |

25-1193 Recreation and Fitness Studies Teachers, Postsecondary

Alternate Job Title(s): Kinesiology Professor; Leisure Studies Professor; Physical Education (PE) Professor

Teach courses pertaining to recreation, leisure, and fitness studies, including exercise physiology and facilities management. Includes both teachers primarily engaged in teaching and those who do a combination of teaching and research.

| | | | | | | | | |
|-----------------------------|----|----------------|----------|----------|----------|----------|----------|-----------|
| North Dakota | | ANNUAL: | \$70,710 | \$49,130 | \$57,410 | \$67,940 | \$86,410 | \$88,320 |
| Employment: | 40 | HOURLY: | N/A | N/A | N/A | N/A | N/A | N/A |
| Fargo, ND-MN MetroSA | | ANNUAL: | \$75,300 | \$54,230 | \$59,410 | \$67,940 | \$86,410 | \$103,710 |
| Employment: | 30 | HOURLY: | N/A | N/A | N/A | N/A | N/A | N/A |

25-1194 Career/Technical Education Teachers, Postsecondary

Alternate Job Title(s): Automotive Technology Instructor; Cosmetology Instructor; HVAC Instructor; Mechanical Maintenance Instructor

Teach vocational courses intended to provide occupational training below the baccalaureate level in subjects such as construction, mechanics/repair, manufacturing, transportation, or cosmetology, primarily to students who have graduated from or left high school. Teaching takes place in public or private schools whose primary business is academic or vocational education. Excludes Training and Development Specialists (13-1151), Adult Basic Education, Adult Secondary Education, and English as a Second Language Instructors (25-3011), and postsecondary teachers classified elsewhere in the 25-1000 minor group. Flight instructors are included with Aircraft Pilots and Flight Engineers (53-2010).

| | | | | | | | | |
|------------------------------|-----|----------------|----------|----------|----------|----------|----------|----------|
| North Dakota | | ANNUAL: | \$62,740 | \$37,380 | \$47,410 | \$60,950 | \$77,000 | \$95,320 |
| Employment: | 370 | HOURLY: | \$30.16 | \$17.97 | \$22.79 | \$29.30 | \$37.02 | \$45.83 |
| Region 3 | | ANNUAL: | \$63,140 | \$27,960 | \$48,570 | \$57,350 | \$72,750 | \$93,110 |
| Employment: | 10 | HOURLY: | \$30.35 | \$13.44 | \$23.35 | \$27.57 | \$34.98 | \$44.77 |
| Region 5 | | ANNUAL: | \$64,560 | \$37,380 | \$46,700 | \$60,630 | \$81,400 | \$95,320 |
| Employment: | 110 | HOURLY: | \$31.04 | \$17.97 | \$22.45 | \$29.15 | \$39.13 | \$45.83 |
| Region 7 | | ANNUAL: | \$62,510 | \$34,270 | \$47,470 | \$60,980 | \$80,580 | \$95,530 |
| Employment: | 130 | HOURLY: | \$30.05 | \$16.47 | \$22.82 | \$29.32 | \$38.74 | \$45.93 |
| Bismarck, ND MetroSA | | ANNUAL: | \$62,510 | \$34,270 | \$47,470 | \$60,980 | \$80,580 | \$95,530 |
| Employment: | 130 | HOURLY: | \$30.05 | \$16.47 | \$22.82 | \$29.32 | \$38.74 | \$45.93 |
| Fargo, ND-MN MetroSA | | ANNUAL: | \$66,270 | \$35,330 | \$43,270 | \$62,270 | \$81,580 | \$97,290 |
| Employment: | 110 | HOURLY: | \$31.86 | \$16.99 | \$20.80 | \$29.94 | \$39.22 | \$46.77 |
| East ND Nonmetro Area | | ANNUAL: | \$58,800 | \$36,660 | \$46,700 | \$60,630 | \$60,630 | \$77,000 |
| Employment: | 40 | HOURLY: | \$28.27 | \$17.62 | \$22.45 | \$29.15 | \$29.15 | \$37.02 |

'N/A' indicates data or information cannot be released due to reliability, availability, or confidentiality restrictions. Since a portion of substate employment is not attributed to a region, substate areas will NOT add up to statewide totals. Rounding and the absence of suppressed data may also affect additivity.

| | | | WAGE ESTIMATES | | | | |
|--|---------|----------|-------------------|--------------------|--------------------|--------------------------------|--------------------|
| | | | Average (Mean) | 10th Percentile | 25th Percentile | 50th Percentile (Median) | 75th Percentile |
| 25-1199 Postsecondary Teachers, All Other | | | | | | | |
| Alternate Job Title(s): Military Science Instructor; Packaging Professor | | | | | | | |
| All postsecondary teachers not listed separately. | | | | | | | |
| North Dakota | ANNUAL: | \$75,610 | \$47,700 | \$47,910 | \$60,120 | \$83,480 | \$109,460 |
| Employment: 340 | HOURLY: | N/A | N/A | N/A | N/A | N/A | N/A |
| Region 2 | ANNUAL: | \$78,300 | \$36,920 | \$51,030 | \$70,930 | \$83,750 | \$104,270 |
| Employment: 30 | HOURLY: | N/A | N/A | N/A | N/A | N/A | N/A |
| Region 4 | ANNUAL: | \$77,960 | \$47,700 | \$47,700 | \$79,420 | \$97,880 | \$128,810 |
| Employment: 130 | HOURLY: | N/A | N/A | N/A | N/A | N/A | N/A |
| Region 5 | ANNUAL: | \$64,820 | \$47,910 | \$47,910 | \$60,120 | \$74,350 | \$101,520 |
| Employment: 130 | HOURLY: | N/A | N/A | N/A | N/A | N/A | N/A |
| Region 7 | ANNUAL: | \$75,730 | \$48,040 | \$48,590 | \$59,360 | \$90,720 | \$111,610 |
| Employment: 20 | HOURLY: | N/A | N/A | N/A | N/A | N/A | N/A |
| Bismarck, ND MetroSA | ANNUAL: | \$75,730 | \$48,040 | \$48,590 | \$59,370 | \$90,720 | \$111,600 |
| Employment: 20 | HOURLY: | N/A | N/A | N/A | N/A | N/A | N/A |
| Fargo, ND-MN MetroSA | ANNUAL: | \$63,300 | \$39,570 | \$46,890 | \$57,220 | \$69,850 | \$105,750 |
| Employment: 110 | HOURLY: | N/A | N/A | N/A | N/A | N/A | N/A |
| Grand Forks, ND-MN MetroSA | ANNUAL: | \$76,550 | \$47,700 | \$47,700 | \$78,220 | \$97,880 | \$116,990 |
| Employment: 140 | HOURLY: | N/A | N/A | N/A | N/A | N/A | N/A |
| West ND Nonmetro Area | ANNUAL: | \$95,130 | \$48,870 | \$51,020 | \$78,120 | \$83,750 | N/A |
| Employment: 40 | HOURLY: | N/A | N/A | N/A | N/A | N/A | N/A |
| East ND Nonmetro Area | ANNUAL: | \$65,000 | \$47,910 | \$47,910 | \$60,120 | \$60,120 | \$83,480 |
| Employment: 80 | HOURLY: | N/A | N/A | N/A | N/A | N/A | N/A |

'N/A' indicates data or information cannot be released due to reliability, availability, or confidentiality restrictions. Since a portion of substate employment is not attributed to a region, substate areas will NOT add up to statewide totals. Rounding and the absence of suppressed data may also affect additivity.

| | | | WAGE ESTIMATES | | | | | |
|---|-----|---------|-------------------|--------------------|--------------------|--------------------------------|--------------------|--------------------|
| | | | Average (Mean) | 10th Percentile | 25th Percentile | 50th Percentile (Median) | 75th Percentile | 90th Percentile |
| 25-2011 Preschool Teachers, Except Special Education | | | | | | | | |
| Alternate Job Title(s): Home-based Preschool Teacher; Nursery School Teacher; Preschool Head Start Teacher | | | | | | | | |
| Instruct preschool-aged students, following curricula or lesson plans, in activities designed to promote social, physical, and intellectual growth. Excludes Special Education Teachers (25-2050), Substitute Teachers, Short-Term (25-3031), and Childcare Workers (39-9011). | | | | | | | | |
| North Dakota | | ANNUAL: | \$38,370 | \$24,830 | \$30,780 | \$35,920 | \$44,250 | \$55,560 |
| Employment: | 540 | HOURLY: | \$18.45 | \$11.94 | \$14.80 | \$17.27 | \$21.27 | \$26.71 |
| Region 1 | | ANNUAL: | \$38,890 | \$29,940 | \$34,900 | \$35,830 | \$47,570 | \$50,460 |
| Employment: | 20 | HOURLY: | \$18.69 | \$14.39 | \$16.78 | \$17.22 | \$22.87 | \$24.26 |
| Region 2 | | ANNUAL: | \$42,620 | \$28,700 | \$30,340 | \$35,920 | \$51,100 | \$67,510 |
| Employment: | 30 | HOURLY: | \$20.49 | \$13.80 | \$14.59 | \$17.27 | \$24.57 | \$32.46 |
| Region 3 | | ANNUAL: | \$39,360 | \$28,700 | \$34,710 | \$39,060 | \$39,060 | \$52,960 |
| Employment: | 20 | HOURLY: | \$18.92 | \$13.80 | \$16.69 | \$18.78 | \$18.78 | \$25.46 |
| Region 4 | | ANNUAL: | \$43,440 | \$30,500 | \$33,770 | \$38,460 | \$47,760 | \$63,980 |
| Employment: | 60 | HOURLY: | \$20.88 | \$14.66 | \$16.24 | \$18.49 | \$22.96 | \$30.76 |
| Region 5 | | ANNUAL: | \$35,030 | \$24,390 | \$30,710 | \$34,710 | \$36,820 | \$44,690 |
| Employment: | 190 | HOURLY: | \$16.84 | \$11.72 | \$14.76 | \$16.69 | \$17.70 | \$21.49 |
| Region 6 | | ANNUAL: | \$41,840 | \$29,110 | \$37,080 | \$37,080 | \$45,650 | \$62,450 |
| Employment: | 80 | HOURLY: | \$20.12 | \$13.99 | \$17.82 | \$17.82 | \$21.95 | \$30.02 |
| Region 7 | | ANNUAL: | \$36,480 | \$24,830 | \$30,650 | \$34,790 | \$38,010 | \$56,150 |
| Employment: | 120 | HOURLY: | \$17.54 | \$11.94 | \$14.73 | \$16.72 | \$18.28 | \$26.99 |
| Region 8 | | ANNUAL: | \$45,240 | \$28,700 | \$35,800 | \$46,460 | \$50,470 | \$57,580 |
| Employment: | 20 | HOURLY: | \$21.75 | \$13.80 | \$17.21 | \$22.34 | \$24.26 | \$27.68 |
| Bismarck, ND MetroSA | | ANNUAL: | \$35,960 | \$24,830 | \$30,610 | \$34,790 | \$36,630 | \$52,230 |
| Employment: | 120 | HOURLY: | \$17.29 | \$11.94 | \$14.72 | \$16.72 | \$17.61 | \$25.11 |
| Fargo, ND-MN MetroSA | | ANNUAL: | \$34,800 | \$27,340 | \$30,680 | \$33,550 | \$36,500 | \$44,700 |
| Employment: | 280 | HOURLY: | \$16.73 | \$13.14 | \$14.75 | \$16.13 | \$17.55 | \$21.49 |
| Grand Forks, ND-MN MetroSA | | ANNUAL: | \$39,710 | \$28,710 | \$32,900 | \$34,920 | \$47,760 | \$49,440 |
| Employment: | 100 | HOURLY: | \$19.09 | \$13.80 | \$15.82 | \$16.79 | \$22.96 | \$23.77 |
| West ND Nonmetro Area | | ANNUAL: | \$42,540 | \$28,700 | \$34,900 | \$38,350 | \$50,450 | \$58,400 |
| Employment: | 80 | HOURLY: | \$20.45 | \$13.80 | \$16.78 | \$18.44 | \$24.26 | \$28.08 |
| East ND Nonmetro Area | | ANNUAL: | \$41,090 | \$28,700 | \$35,010 | \$37,760 | \$45,650 | \$62,440 |
| Employment: | 120 | HOURLY: | \$19.75 | \$13.80 | \$16.83 | \$18.16 | \$21.95 | \$30.02 |

'N/A' indicates data or information cannot be released due to reliability, availability, or confidentiality restrictions. Since a portion of substate employment is not attributed to a region, substate areas will NOT add up to statewide totals. Rounding and the absence of suppressed data may also affect additivity.

| | | | WAGE ESTIMATES | | | | | |
|---|--|---------|-------------------|--------------------|--------------------|--------------------------------|--------------------|--------------------|
| | | | Average (Mean) | 10th Percentile | 25th Percentile | 50th Percentile (Median) | 75th Percentile | 90th Percentile |
| 25-2012 Kindergarten Teachers, Except Special Education | | | | | | | | |
| Alternate Job Title(s): Bilingual Education Kindergarten Teacher | | | | | | | | |
| Teach academic and social skills to kindergarten students. Excludes Special Education Teachers (25-2050) and Substitute Teachers, Short-Term (25-3031). | | | | | | | | |
| North Dakota | | ANNUAL: | \$55,140 | \$46,620 | \$47,720 | \$50,750 | \$60,180 | \$74,790 |
| Employment: 540 | | HOURLY: | N/A | N/A | N/A | N/A | N/A | N/A |
| Region 1 | | ANNUAL: | \$55,690 | \$47,310 | \$49,910 | \$49,970 | \$60,600 | \$65,080 |
| Employment: 40 | | HOURLY: | N/A | N/A | N/A | N/A | N/A | N/A |
| Region 2 | | ANNUAL: | \$59,480 | \$47,060 | \$49,490 | \$57,790 | \$76,570 | \$76,570 |
| Employment: 90 | | HOURLY: | N/A | N/A | N/A | N/A | N/A | N/A |
| Region 3 | | ANNUAL: | \$53,170 | \$47,240 | \$47,770 | \$49,250 | \$57,270 | \$62,670 |
| Employment: 30 | | HOURLY: | N/A | N/A | N/A | N/A | N/A | N/A |
| Region 4 | | ANNUAL: | \$54,640 | \$47,720 | \$47,720 | \$49,300 | \$64,270 | \$64,270 |
| Employment: 60 | | HOURLY: | N/A | N/A | N/A | N/A | N/A | N/A |
| Region 5 | | ANNUAL: | \$53,200 | \$39,900 | \$47,240 | \$48,350 | \$59,620 | \$80,260 |
| Employment: 120 | | HOURLY: | N/A | N/A | N/A | N/A | N/A | N/A |
| Region 6 | | ANNUAL: | \$49,590 | \$35,230 | \$45,980 | \$47,780 | \$52,290 | \$63,980 |
| Employment: 50 | | HOURLY: | N/A | N/A | N/A | N/A | N/A | N/A |
| Region 7 | | ANNUAL: | \$56,450 | \$46,610 | \$49,470 | \$59,120 | \$59,120 | \$71,510 |
| Employment: 120 | | HOURLY: | N/A | N/A | N/A | N/A | N/A | N/A |
| Region 8 | | ANNUAL: | \$55,970 | \$47,410 | \$48,370 | \$57,790 | \$59,870 | \$60,960 |
| Employment: 30 | | HOURLY: | N/A | N/A | N/A | N/A | N/A | N/A |
| Bismarck, ND MetroSA | | ANNUAL: | \$57,420 | \$49,470 | \$51,100 | \$59,120 | \$59,120 | \$74,790 |
| Employment: 100 | | HOURLY: | N/A | N/A | N/A | N/A | N/A | N/A |
| Fargo, ND-MN MetroSA | | ANNUAL: | \$53,970 | \$39,900 | \$47,240 | \$48,350 | \$59,620 | \$76,820 |
| Employment: 130 | | HOURLY: | N/A | N/A | N/A | N/A | N/A | N/A |
| Grand Forks, ND-MN MetroSA | | ANNUAL: | \$55,690 | \$44,780 | \$47,720 | \$49,090 | \$64,270 | \$74,990 |
| Employment: 60 | | HOURLY: | N/A | N/A | N/A | N/A | N/A | N/A |
| West ND Nonmetro Area | | ANNUAL: | \$57,150 | \$46,960 | \$48,370 | \$52,280 | \$60,630 | \$76,570 |
| Employment: 180 | | HOURLY: | N/A | N/A | N/A | N/A | N/A | N/A |
| East ND Nonmetro Area | | ANNUAL: | \$51,400 | \$45,120 | \$47,240 | \$49,250 | \$57,270 | \$60,900 |
| Employment: 120 | | HOURLY: | N/A | N/A | N/A | N/A | N/A | N/A |

'N/A' indicates data or information cannot be released due to reliability, availability, or confidentiality restrictions. Since a portion of substate employment is not attributed to a region, substate areas will NOT add up to statewide totals. Rounding and the absence of suppressed data may also affect additivity.

| | | | WAGE ESTIMATES | | | | | |
|---|---------|--|-------------------|--------------------|--------------------|--------------------------------|--------------------|--------------------|
| | | | Average (Mean) | 10th Percentile | 25th Percentile | 50th Percentile (Median) | 75th Percentile | 90th Percentile |
| 25-2021 Elementary School Teachers, Except Special Education | | | | | | | | |
| Alternate Job Title(s): 4th Grade Math Teacher; Elementary School Music Teacher | | | | | | | | |
| Teach academic and social skills to students at the elementary school level. Excludes Special Education Teachers (25-2050) and Substitute Teachers, Short-Term (25-3031). | | | | | | | | |
| North Dakota | ANNUAL: | | \$55,530 | \$46,420 | \$47,610 | \$50,220 | \$60,640 | \$76,190 |
| Employment: 4,580 | HOURLY: | | N/A | N/A | N/A | N/A | N/A | N/A |
| Region 1 | ANNUAL: | | \$56,850 | \$46,780 | \$48,550 | \$59,900 | \$61,000 | \$74,540 |
| Employment: 340 | HOURLY: | | N/A | N/A | N/A | N/A | N/A | N/A |
| Region 2 | ANNUAL: | | \$57,230 | \$46,410 | \$48,450 | \$57,020 | \$62,120 | \$77,700 |
| Employment: 670 | HOURLY: | | N/A | N/A | N/A | N/A | N/A | N/A |
| Region 3 | ANNUAL: | | \$53,200 | \$46,420 | \$47,500 | \$48,680 | \$59,920 | \$62,180 |
| Employment: 330 | HOURLY: | | N/A | N/A | N/A | N/A | N/A | N/A |
| Region 4 | ANNUAL: | | \$54,020 | \$46,620 | \$47,500 | \$47,610 | \$60,060 | \$77,790 |
| Employment: 470 | HOURLY: | | N/A | N/A | N/A | N/A | N/A | N/A |
| Region 5 | ANNUAL: | | \$55,570 | \$39,690 | \$47,430 | \$48,480 | \$63,070 | \$76,620 |
| Employment: 1,040 | HOURLY: | | N/A | N/A | N/A | N/A | N/A | N/A |
| Region 6 | ANNUAL: | | \$51,500 | \$35,580 | \$46,910 | \$48,260 | \$59,160 | \$61,020 |
| Employment: 460 | HOURLY: | | N/A | N/A | N/A | N/A | N/A | N/A |
| Region 7 | ANNUAL: | | \$57,120 | \$46,360 | \$48,560 | \$60,060 | \$60,640 | \$76,190 |
| Employment: 950 | HOURLY: | | N/A | N/A | N/A | N/A | N/A | N/A |
| Region 8 | ANNUAL: | | \$56,030 | \$46,870 | \$48,570 | \$51,750 | \$60,270 | \$75,730 |
| Employment: 320 | HOURLY: | | N/A | N/A | N/A | N/A | N/A | N/A |
| Bismarck, ND MetroSA | ANNUAL: | | \$58,850 | \$46,760 | \$49,840 | \$60,060 | \$60,640 | \$76,190 |
| Employment: 720 | HOURLY: | | N/A | N/A | N/A | N/A | N/A | N/A |
| Fargo, ND-MN MetroSA | ANNUAL: | | \$58,240 | \$41,190 | \$47,380 | \$59,240 | \$74,580 | \$76,620 |
| Employment: 1,060 | HOURLY: | | N/A | N/A | N/A | N/A | N/A | N/A |
| Grand Forks, ND-MN MetroSA | ANNUAL: | | \$55,700 | \$45,370 | \$47,610 | \$49,120 | \$60,080 | \$78,800 |
| Employment: 490 | HOURLY: | | N/A | N/A | N/A | N/A | N/A | N/A |
| West ND Nonmetro Area | ANNUAL: | | \$56,090 | \$46,490 | \$48,430 | \$52,760 | \$61,000 | \$75,730 |
| Employment: 1,560 | HOURLY: | | N/A | N/A | N/A | N/A | N/A | N/A |
| East ND Nonmetro Area | ANNUAL: | | \$52,140 | \$46,390 | \$47,280 | \$48,330 | \$59,560 | \$62,180 |
| Employment: 1,200 | HOURLY: | | N/A | N/A | N/A | N/A | N/A | N/A |

'N/A' indicates data or information cannot be released due to reliability, availability, or confidentiality restrictions. Since a portion of substate employment is not attributed to a region, substate areas will NOT add up to statewide totals. Rounding and the absence of suppressed data may also affect additivity.

| | | WAGE ESTIMATES | | | | | |
|--|----------------|-------------------|--------------------|--------------------|--------------------------------|--------------------|--------------------|
| | | Average (Mean) | 10th Percentile | 25th Percentile | 50th Percentile (Median) | 75th Percentile | 90th Percentile |
| 25-2022 Middle School Teachers, Except Special and Career/Technical Education | | | | | | | |
| Alternate Job Title(s): Intermediate School Social Studies Teacher; Junior High School Teacher; Middle School Science Teacher | | | | | | | |
| Teach one or more subjects to students at the middle, intermediate, or junior high school level. Excludes Career/Technical Education Teachers, Middle School (25-2023), Special Education Teachers (25-2050), and Substitute Teachers, Short-Term (25-3031). | | | | | | | |
| North Dakota | ANNUAL: | \$58,600 | \$47,030 | \$48,560 | \$59,910 | \$62,940 | \$77,650 |
| Employment: 1,410 | HOURLY: | N/A | N/A | N/A | N/A | N/A | N/A |
| Region 1 | ANNUAL: | \$58,670 | \$49,550 | \$49,550 | \$59,910 | \$60,090 | \$74,980 |
| Employment: 110 | HOURLY: | N/A | N/A | N/A | N/A | N/A | N/A |
| Region 2 | ANNUAL: | \$60,580 | \$46,750 | \$49,390 | \$60,050 | \$77,460 | \$77,650 |
| Employment: 170 | HOURLY: | N/A | N/A | N/A | N/A | N/A | N/A |
| Region 3 | ANNUAL: | \$54,040 | \$45,670 | \$47,950 | \$49,160 | \$60,210 | \$75,240 |
| Employment: 80 | HOURLY: | N/A | N/A | N/A | N/A | N/A | N/A |
| Region 4 | ANNUAL: | \$54,890 | \$46,370 | \$47,340 | \$47,880 | \$61,170 | \$78,460 |
| Employment: 130 | HOURLY: | N/A | N/A | N/A | N/A | N/A | N/A |
| Region 5 | ANNUAL: | \$60,010 | \$47,180 | \$47,920 | \$61,190 | \$75,340 | \$78,830 |
| Employment: 440 | HOURLY: | N/A | N/A | N/A | N/A | N/A | N/A |
| Region 6 | ANNUAL: | \$54,720 | \$44,980 | \$47,310 | \$49,970 | \$59,930 | \$74,060 |
| Employment: 90 | HOURLY: | N/A | N/A | N/A | N/A | N/A | N/A |
| Region 7 | ANNUAL: | \$59,610 | \$47,370 | \$49,710 | \$61,100 | \$61,100 | \$76,280 |
| Employment: 320 | HOURLY: | N/A | N/A | N/A | N/A | N/A | N/A |
| Region 8 | ANNUAL: | \$57,870 | \$46,750 | \$49,260 | \$58,930 | \$61,320 | \$76,180 |
| Employment: 70 | HOURLY: | N/A | N/A | N/A | N/A | N/A | N/A |
| Bismarck, ND MetroSA | ANNUAL: | \$60,160 | \$49,190 | \$50,380 | \$61,100 | \$61,100 | \$76,280 |
| Employment: 270 | HOURLY: | N/A | N/A | N/A | N/A | N/A | N/A |
| Fargo, ND-MN MetroSA | ANNUAL: | \$61,590 | \$47,180 | \$48,800 | \$61,190 | \$78,830 | \$78,830 |
| Employment: 530 | HOURLY: | N/A | N/A | N/A | N/A | N/A | N/A |
| Grand Forks, ND-MN MetroSA | ANNUAL: | \$53,730 | \$40,640 | \$47,340 | \$47,340 | \$61,170 | \$78,460 |
| Employment: 130 | HOURLY: | N/A | N/A | N/A | N/A | N/A | N/A |
| West ND Nonmetro Area | ANNUAL: | \$59,090 | \$46,920 | \$49,390 | \$59,910 | \$63,610 | \$77,460 |
| Employment: 390 | HOURLY: | N/A | N/A | N/A | N/A | N/A | N/A |
| East ND Nonmetro Area | ANNUAL: | \$54,850 | \$45,980 | \$47,880 | \$49,970 | \$60,580 | \$74,750 |
| Employment: 260 | HOURLY: | N/A | N/A | N/A | N/A | N/A | N/A |

25-2023 Career/Technical Education Teachers, Middle School**Alternate Job Title(s):** Junior High School Business Teacher; Middle School Technology Education Teacher

Teach occupational, vocational, career, or technical subjects to students at the middle, intermediate, or junior high school level. Excludes Special Education Teachers (25-2050) and Substitute Teachers, Short-Term (25-3031).

| | | | | | | | |
|-----------------------------|----------------|----------|----------|----------|----------|----------|----------|
| North Dakota | ANNUAL: | \$59,480 | \$47,880 | \$49,070 | \$60,990 | \$70,140 | \$80,770 |
| Employment: 80 | HOURLY: | N/A | N/A | N/A | N/A | N/A | N/A |
| Region 5 | ANNUAL: | \$62,140 | \$43,450 | \$48,070 | \$63,130 | \$80,770 | \$80,770 |
| Employment: 30 | HOURLY: | N/A | N/A | N/A | N/A | N/A | N/A |
| Fargo, ND-MN MetroSA | ANNUAL: | \$65,110 | \$48,080 | \$48,080 | \$63,130 | \$80,770 | \$80,770 |
| Employment: 20 | HOURLY: | N/A | N/A | N/A | N/A | N/A | N/A |

'N/A' indicates data or information cannot be released due to reliability, availability, or confidentiality restrictions. Since a portion of substate employment is not attributed to a region, substate areas will NOT add up to statewide totals. Rounding and the absence of suppressed data may also affect additivity.

| | | | WAGE ESTIMATES | | | | | |
|--|---------|--|-------------------|--------------------|--------------------|--------------------------------|--------------------|--------------------|
| | | | Average (Mean) | 10th Percentile | 25th Percentile | 50th Percentile (Median) | 75th Percentile | 90th Percentile |
| 25-2031 Secondary School Teachers, Except Special and Career/Technical Education | | | | | | | | |
| Alternate Job Title(s): High School English Teacher; High School French Teacher; High School History Teacher | | | | | | | | |
| Teach one or more subjects to students at the secondary school level. Excludes Career/Technical Education Teachers, Secondary School (25-2032), Special Education Teachers (25-2050), and Substitute Teachers, Short-Term (25-3031). | | | | | | | | |
| North Dakota | ANNUAL: | | \$56,510 | \$46,530 | \$47,890 | \$51,290 | \$61,510 | \$77,570 |
| Employment: 2,980 | HOURLY: | | N/A | N/A | N/A | N/A | N/A | N/A |
| Region 1 | ANNUAL: | | \$56,340 | \$47,290 | \$48,160 | \$49,940 | \$61,510 | \$77,010 |
| Employment: 220 | HOURLY: | | N/A | N/A | N/A | N/A | N/A | N/A |
| Region 2 | ANNUAL: | | \$56,830 | \$46,530 | \$47,340 | \$58,690 | \$61,430 | \$77,570 |
| Employment: 480 | HOURLY: | | N/A | N/A | N/A | N/A | N/A | N/A |
| Region 3 | ANNUAL: | | \$54,090 | \$47,020 | \$47,860 | \$48,860 | \$61,710 | \$62,680 |
| Employment: 220 | HOURLY: | | N/A | N/A | N/A | N/A | N/A | N/A |
| Region 4 | ANNUAL: | | \$55,260 | \$47,030 | \$47,710 | \$49,070 | \$61,090 | \$77,640 |
| Employment: 280 | HOURLY: | | N/A | N/A | N/A | N/A | N/A | N/A |
| Region 5 | ANNUAL: | | \$57,700 | \$41,440 | \$48,270 | \$54,830 | \$62,340 | \$79,720 |
| Employment: 700 | HOURLY: | | N/A | N/A | N/A | N/A | N/A | N/A |
| Region 6 | ANNUAL: | | \$51,720 | \$36,790 | \$47,200 | \$48,250 | \$60,190 | \$62,720 |
| Employment: 310 | HOURLY: | | N/A | N/A | N/A | N/A | N/A | N/A |
| Region 7 | ANNUAL: | | \$58,640 | \$47,300 | \$48,610 | \$60,660 | \$62,100 | \$77,970 |
| Employment: 580 | HOURLY: | | N/A | N/A | N/A | N/A | N/A | N/A |
| Region 8 | ANNUAL: | | \$57,360 | \$47,290 | \$48,370 | \$58,640 | \$60,730 | \$76,900 |
| Employment: 200 | HOURLY: | | N/A | N/A | N/A | N/A | N/A | N/A |
| Bismarck, ND MetroSA | ANNUAL: | | \$61,350 | \$47,750 | \$50,190 | \$61,170 | \$75,690 | \$77,960 |
| Employment: 410 | HOURLY: | | N/A | N/A | N/A | N/A | N/A | N/A |
| Fargo, ND-MN MetroSA | ANNUAL: | | \$60,250 | \$44,650 | \$48,340 | \$60,720 | \$75,130 | \$79,720 |
| Employment: 700 | HOURLY: | | N/A | N/A | N/A | N/A | N/A | N/A |
| Grand Forks, ND-MN MetroSA | ANNUAL: | | \$57,400 | \$46,580 | \$48,580 | \$59,090 | \$61,670 | \$77,640 |
| Employment: 310 | HOURLY: | | N/A | N/A | N/A | N/A | N/A | N/A |
| West ND Nonmetro Area | ANNUAL: | | \$56,060 | \$46,530 | \$47,740 | \$52,560 | \$61,430 | \$76,900 |
| Employment: 1,060 | HOURLY: | | N/A | N/A | N/A | N/A | N/A | N/A |
| East ND Nonmetro Area | ANNUAL: | | \$52,710 | \$40,810 | \$47,480 | \$48,860 | \$60,370 | \$62,710 |
| Employment: 840 | HOURLY: | | N/A | N/A | N/A | N/A | N/A | N/A |

'N/A' indicates data or information cannot be released due to reliability, availability, or confidentiality restrictions. Since a portion of substate employment is not attributed to a region, substate areas will NOT add up to statewide totals. Rounding and the absence of suppressed data may also affect additivity.

| | | | WAGE ESTIMATES | | | | | |
|--|-----|---------|-------------------|--------------------|--------------------|--------------------------------|--------------------|--------------------|
| | | | Average (Mean) | 10th Percentile | 25th Percentile | 50th Percentile (Median) | 75th Percentile | 90th Percentile |
| 25-2032 Career/Technical Education Teachers, Secondary School | | | | | | | | |
| Alternate Job Title(s): High School Auto Repair Teacher; High School Cosmetology Teacher | | | | | | | | |
| Teach occupational, vocational, career, or technical subjects to students at the secondary school level. Excludes Special Education Teachers (25-2050), and Substitute Teachers, Short-Term (25-3031). | | | | | | | | |
| North Dakota | | ANNUAL: | \$60,890 | \$47,790 | \$50,100 | \$61,230 | \$64,390 | \$75,850 |
| Employment: | 490 | HOURLY: | N/A | N/A | N/A | N/A | N/A | N/A |
| Region 1 | | ANNUAL: | \$61,840 | \$49,030 | \$50,030 | \$61,490 | \$64,500 | \$77,830 |
| Employment: | 30 | HOURLY: | N/A | N/A | N/A | N/A | N/A | N/A |
| Region 2 | | ANNUAL: | \$63,550 | \$49,400 | \$50,540 | \$61,740 | \$74,360 | \$78,250 |
| Employment: | 90 | HOURLY: | N/A | N/A | N/A | N/A | N/A | N/A |
| Region 3 | | ANNUAL: | \$56,940 | \$47,040 | \$50,050 | \$52,960 | \$62,210 | \$70,850 |
| Employment: | 30 | HOURLY: | N/A | N/A | N/A | N/A | N/A | N/A |
| Region 4 | | ANNUAL: | \$58,310 | \$49,650 | \$50,100 | \$60,780 | \$62,990 | \$76,530 |
| Employment: | 60 | HOURLY: | N/A | N/A | N/A | N/A | N/A | N/A |
| Region 5 | | ANNUAL: | \$61,060 | \$47,480 | \$51,570 | \$61,600 | \$64,390 | \$75,840 |
| Employment: | 130 | HOURLY: | N/A | N/A | N/A | N/A | N/A | N/A |
| Region 6 | | ANNUAL: | \$57,210 | \$47,040 | \$49,270 | \$58,570 | \$62,560 | \$71,110 |
| Employment: | 30 | HOURLY: | N/A | N/A | N/A | N/A | N/A | N/A |
| Region 7 | | ANNUAL: | \$60,700 | \$49,570 | \$50,300 | \$60,610 | \$62,700 | \$73,780 |
| Employment: | 100 | HOURLY: | N/A | N/A | N/A | N/A | N/A | N/A |
| Region 8 | | ANNUAL: | \$65,120 | \$47,190 | \$62,160 | \$65,310 | \$65,900 | \$79,840 |
| Employment: | 30 | HOURLY: | N/A | N/A | N/A | N/A | N/A | N/A |
| Bismarck, ND MetroSA | | ANNUAL: | \$60,410 | \$49,570 | \$49,570 | \$60,610 | \$69,430 | \$73,780 |
| Employment: | 70 | HOURLY: | N/A | N/A | N/A | N/A | N/A | N/A |
| Fargo, ND-MN MetroSA | | ANNUAL: | \$62,490 | \$47,480 | \$49,030 | \$63,820 | \$75,850 | \$75,850 |
| Employment: | 90 | HOURLY: | N/A | N/A | N/A | N/A | N/A | N/A |
| Grand Forks, ND-MN MetroSA | | ANNUAL: | \$57,580 | \$46,890 | \$50,100 | \$57,700 | \$61,230 | \$76,530 |
| Employment: | 60 | HOURLY: | N/A | N/A | N/A | N/A | N/A | N/A |
| West ND Nonmetro Area | | ANNUAL: | \$63,230 | \$47,190 | \$52,100 | \$62,160 | \$65,890 | \$78,250 |
| Employment: | 170 | HOURLY: | N/A | N/A | N/A | N/A | N/A | N/A |
| East ND Nonmetro Area | | ANNUAL: | \$58,280 | \$47,790 | \$50,050 | \$59,190 | \$62,010 | \$70,860 |
| Employment: | 120 | HOURLY: | N/A | N/A | N/A | N/A | N/A | N/A |

'N/A' indicates data or information cannot be released due to reliability, availability, or confidentiality restrictions. Since a portion of substate employment is not attributed to a region, substate areas will NOT add up to statewide totals. Rounding and the absence of suppressed data may also affect additivity.

| | WAGE ESTIMATES | | | | | |
|--|-------------------|--------------------|--------------------|--------------------------------|--------------------|--------------------|
| | Average (Mean) | 10th Percentile | 25th Percentile | 50th Percentile (Median) | 75th Percentile | 90th Percentile |

25-2051 Special Education Teachers, Preschool

Alternate Job Title(s): Early Childhood Special Education Teacher; Pre-Kindergarten Education Intervention Teacher; Pre-Kindergarten Special Education Teacher

Teach academic, social, and life skills to preschool-aged students with learning, emotional, or physical disabilities. Includes teachers who specialize and work with students who are blind or have visual impairments; students who are deaf or have hearing impairments; and students with intellectual disabilities. Excludes Substitute Teachers, Short-Term (25-3031).

| | | | | | | | | |
|-----------------------------------|----|----------------|----------|----------|----------|----------|----------|----------|
| North Dakota | | ANNUAL: | \$63,100 | \$47,970 | \$51,470 | \$59,550 | \$76,600 | \$79,770 |
| Employment: | 80 | HOURLY: | N/A | N/A | N/A | N/A | N/A | N/A |
| Region 2 | | ANNUAL: | \$73,170 | \$54,500 | \$62,570 | \$79,770 | \$79,770 | \$79,770 |
| Employment: | 10 | HOURLY: | N/A | N/A | N/A | N/A | N/A | N/A |
| Region 7 | | ANNUAL: | \$62,570 | \$50,540 | \$59,550 | \$59,550 | \$61,390 | \$78,580 |
| Employment: | 20 | HOURLY: | N/A | N/A | N/A | N/A | N/A | N/A |
| Grand Forks, ND-MN MetroSA | | ANNUAL: | \$48,690 | \$38,840 | \$40,150 | \$40,150 | \$55,240 | \$76,600 |
| Employment: | 30 | HOURLY: | N/A | N/A | N/A | N/A | N/A | N/A |
| West ND Nonmetro Area | | ANNUAL: | \$72,210 | \$54,490 | \$60,630 | \$75,340 | \$79,770 | \$79,770 |
| Employment: | 30 | HOURLY: | N/A | N/A | N/A | N/A | N/A | N/A |
| East ND Nonmetro Area | | ANNUAL: | \$61,060 | \$50,450 | \$51,470 | \$54,600 | \$76,180 | \$77,810 |
| Employment: | 10 | HOURLY: | N/A | N/A | N/A | N/A | N/A | N/A |

'N/A' indicates data or information cannot be released due to reliability, availability, or confidentiality restrictions. Since a portion of substate employment is not attributed to a region, substate areas will NOT add up to statewide totals. Rounding and the absence of suppressed data may also affect additivity.

| | | | WAGE ESTIMATES | | | | | |
|---|-----|---------|-------------------|--------------------|--------------------|--------------------------------|--------------------|--------------------|
| | | | Average (Mean) | 10th Percentile | 25th Percentile | 50th Percentile (Median) | 75th Percentile | 90th Percentile |
| 25-2052 Special Education Teachers, Kindergarten and Elementary School | | | | | | | | |
| Alternate Job Title(s): Kindergarten Special Education Teacher; Elementary School Inclusion Teacher | | | | | | | | |
| Teach academic, social, and life skills to kindergarten and elementary students with learning, emotional, or physical disabilities. Includes teachers who specialize and work with students who are blind or have visual impairments; students who are deaf or have hearing impairments; and students with intellectual disabilities. Excludes Substitute Teachers, Short-Term (25-3031). | | | | | | | | |
| North Dakota | | ANNUAL: | \$59,990 | \$47,240 | \$49,220 | \$58,690 | \$68,810 | \$79,560 |
| Employment: | 520 | HOURLY: | N/A | N/A | N/A | N/A | N/A | N/A |
| Region 1 | | ANNUAL: | \$62,150 | \$48,300 | \$48,570 | \$62,260 | \$74,090 | \$76,310 |
| Employment: | 20 | HOURLY: | N/A | N/A | N/A | N/A | N/A | N/A |
| Region 2 | | ANNUAL: | \$60,490 | \$46,000 | \$47,570 | \$54,530 | \$79,870 | \$83,620 |
| Employment: | 60 | HOURLY: | N/A | N/A | N/A | N/A | N/A | N/A |
| Region 3 | | ANNUAL: | \$60,570 | \$47,240 | \$50,020 | \$55,590 | \$70,480 | \$74,820 |
| Employment: | 30 | HOURLY: | N/A | N/A | N/A | N/A | N/A | N/A |
| Region 4 | | ANNUAL: | \$57,550 | \$49,380 | \$49,380 | \$59,940 | \$59,940 | \$75,510 |
| Employment: | 80 | HOURLY: | N/A | N/A | N/A | N/A | N/A | N/A |
| Region 5 | | ANNUAL: | \$58,400 | \$39,880 | \$47,440 | \$49,220 | \$78,450 | \$79,430 |
| Employment: | 150 | HOURLY: | N/A | N/A | N/A | N/A | N/A | N/A |
| Region 6 | | ANNUAL: | \$61,370 | \$46,770 | \$47,380 | \$59,710 | \$74,040 | \$76,610 |
| Employment: | 30 | HOURLY: | N/A | N/A | N/A | N/A | N/A | N/A |
| Region 7 | | ANNUAL: | \$62,670 | \$49,190 | \$50,890 | \$58,690 | \$76,150 | \$79,560 |
| Employment: | 110 | HOURLY: | N/A | N/A | N/A | N/A | N/A | N/A |
| Region 8 | | ANNUAL: | \$58,990 | \$47,330 | \$47,850 | \$61,340 | \$61,340 | \$74,620 |
| Employment: | 20 | HOURLY: | N/A | N/A | N/A | N/A | N/A | N/A |
| Bismarck, ND MetroSA | | ANNUAL: | \$61,940 | \$49,190 | \$50,890 | \$58,690 | \$69,390 | \$79,560 |
| Employment: | 100 | HOURLY: | N/A | N/A | N/A | N/A | N/A | N/A |
| Fargo, ND-MN MetroSA | | ANNUAL: | \$59,770 | \$39,980 | \$49,220 | \$59,550 | \$79,430 | \$79,430 |
| Employment: | 180 | HOURLY: | N/A | N/A | N/A | N/A | N/A | N/A |
| Grand Forks, ND-MN MetroSA | | ANNUAL: | \$57,160 | \$48,100 | \$49,380 | \$59,940 | \$59,940 | \$75,510 |
| Employment: | 80 | HOURLY: | N/A | N/A | N/A | N/A | N/A | N/A |
| West ND Nonmetro Area | | ANNUAL: | \$61,360 | \$46,000 | \$47,570 | \$56,900 | \$63,890 | \$83,620 |
| Employment: | 120 | HOURLY: | N/A | N/A | N/A | N/A | N/A | N/A |
| East ND Nonmetro Area | | ANNUAL: | \$59,440 | \$45,760 | \$47,350 | \$51,960 | \$70,290 | \$76,610 |
| Employment: | 90 | HOURLY: | N/A | N/A | N/A | N/A | N/A | N/A |

'N/A' indicates data or information cannot be released due to reliability, availability, or confidentiality restrictions. Since a portion of substate employment is not attributed to a region, substate areas will NOT add up to statewide totals. Rounding and the absence of suppressed data may also affect additivity.

| | | | WAGE ESTIMATES | | | | | |
|---|-----|---------|-------------------|--------------------|--------------------|--------------------------------|--------------------|--------------------|
| | | | Average (Mean) | 10th Percentile | 25th Percentile | 50th Percentile (Median) | 75th Percentile | 90th Percentile |
| 25-2057 Special Education Teachers, Middle School | | | | | | | | |
| Alternate Job Title(s): Junior High School Special Education Teacher; Middle School Special Education Teacher | | | | | | | | |
| Teach academic, social, and life skills to middle school students with learning, emotional, or physical disabilities. Includes teachers who specialize and work with students who are blind or have visual impairments; students who are deaf or have hearing impairments; and students with intellectual disabilities. Excludes Substitute Teachers, Short-Term (25-3031). | | | | | | | | |
| North Dakota | | ANNUAL: | \$57,620 | \$45,510 | \$49,400 | \$59,010 | \$62,960 | \$75,180 |
| Employment: | 240 | HOURLY: | N/A | N/A | N/A | N/A | N/A | N/A |
| Region 2 | | ANNUAL: | \$58,420 | \$46,900 | \$49,900 | \$59,010 | \$59,010 | \$78,120 |
| Employment: | 30 | HOURLY: | N/A | N/A | N/A | N/A | N/A | N/A |
| Region 3 | | ANNUAL: | \$58,030 | \$45,510 | \$46,900 | \$62,630 | \$62,960 | \$72,180 |
| Employment: | 10 | HOURLY: | N/A | N/A | N/A | N/A | N/A | N/A |
| Region 4 | | ANNUAL: | \$54,860 | \$45,510 | \$49,900 | \$49,900 | \$60,290 | \$75,180 |
| Employment: | 40 | HOURLY: | N/A | N/A | N/A | N/A | N/A | N/A |
| Region 5 | | ANNUAL: | \$56,580 | \$45,510 | \$46,200 | \$49,670 | \$64,710 | \$81,490 |
| Employment: | 70 | HOURLY: | N/A | N/A | N/A | N/A | N/A | N/A |
| Region 6 | | ANNUAL: | \$59,320 | \$45,510 | \$49,420 | \$59,990 | \$60,900 | \$71,640 |
| Employment: | 10 | HOURLY: | N/A | N/A | N/A | N/A | N/A | N/A |
| Region 7 | | ANNUAL: | \$59,980 | \$46,900 | \$49,520 | \$61,310 | \$69,180 | \$74,360 |
| Employment: | 60 | HOURLY: | N/A | N/A | N/A | N/A | N/A | N/A |
| Region 8 | | ANNUAL: | \$57,960 | \$45,510 | \$47,580 | \$64,110 | \$64,110 | \$69,180 |
| Employment: | 10 | HOURLY: | N/A | N/A | N/A | N/A | N/A | N/A |
| Bismarck, ND MetroSA | | ANNUAL: | \$61,510 | \$49,520 | \$49,520 | \$61,310 | \$74,360 | \$74,360 |
| Employment: | 40 | HOURLY: | N/A | N/A | N/A | N/A | N/A | N/A |
| Fargo, ND-MN MetroSA | | ANNUAL: | \$57,600 | \$46,200 | \$46,200 | \$50,460 | \$64,410 | \$81,490 |
| Employment: | 100 | HOURLY: | N/A | N/A | N/A | N/A | N/A | N/A |
| Grand Forks, ND-MN MetroSA | | ANNUAL: | \$54,820 | \$48,710 | \$49,900 | \$49,900 | \$60,290 | \$60,290 |
| Employment: | 40 | HOURLY: | N/A | N/A | N/A | N/A | N/A | N/A |
| West ND Nonmetro Area | | ANNUAL: | \$57,320 | \$46,900 | \$47,580 | \$59,010 | \$60,540 | \$74,340 |
| Employment: | 60 | HOURLY: | N/A | N/A | N/A | N/A | N/A | N/A |
| East ND Nonmetro Area | | ANNUAL: | \$57,180 | \$45,500 | \$46,900 | \$59,170 | \$62,960 | \$72,180 |
| Employment: | 40 | HOURLY: | N/A | N/A | N/A | N/A | N/A | N/A |

'N/A' indicates data or information cannot be released due to reliability, availability, or confidentiality restrictions. Since a portion of substate employment is not attributed to a region, substate areas will NOT add up to statewide totals. Rounding and the absence of suppressed data may also affect additivity.

| | | | WAGE ESTIMATES | | | | | |
|--|-----|---------|-------------------|--------------------|--------------------|--------------------------------|--------------------|--------------------|
| | | | Average (Mean) | 10th Percentile | 25th Percentile | 50th Percentile (Median) | 75th Percentile | 90th Percentile |
| 25-2058 Special Education Teachers, Secondary School | | | | | | | | |
| Alternate Job Title(s): High School Special Education Resource Teacher | | | | | | | | |
| Teach academic, social, and life skills to secondary school students with learning, emotional, or physical disabilities. Includes teachers who specialize and work with students who are blind or have visual impairments; students who are deaf or have hearing impairments; and students with intellectual disabilities. Excludes Substitute Teachers, Short-Term (25-3031). | | | | | | | | |
| North Dakota | | ANNUAL: | \$59,350 | \$48,990 | \$50,610 | \$59,210 | \$63,890 | \$78,280 |
| Employment: | 370 | HOURLY: | N/A | N/A | N/A | N/A | N/A | N/A |
| Region 1 | | ANNUAL: | \$64,090 | \$50,110 | \$56,250 | \$60,500 | \$76,300 | \$76,300 |
| Employment: | 20 | HOURLY: | N/A | N/A | N/A | N/A | N/A | N/A |
| Region 2 | | ANNUAL: | \$65,160 | \$51,910 | \$56,310 | \$63,000 | \$81,370 | \$81,370 |
| Employment: | 40 | HOURLY: | N/A | N/A | N/A | N/A | N/A | N/A |
| Region 3 | | ANNUAL: | \$57,400 | \$50,840 | \$51,280 | \$56,500 | \$61,880 | \$71,000 |
| Employment: | 30 | HOURLY: | N/A | N/A | N/A | N/A | N/A | N/A |
| Region 4 | | ANNUAL: | \$57,930 | \$50,610 | \$50,610 | \$59,350 | \$61,020 | \$75,640 |
| Employment: | 40 | HOURLY: | N/A | N/A | N/A | N/A | N/A | N/A |
| Region 5 | | ANNUAL: | \$58,220 | \$47,890 | \$49,480 | \$52,360 | \$64,090 | \$78,320 |
| Employment: | 110 | HOURLY: | N/A | N/A | N/A | N/A | N/A | N/A |
| Region 6 | | ANNUAL: | \$57,480 | \$49,000 | \$50,170 | \$60,900 | \$64,100 | \$64,100 |
| Employment: | 40 | HOURLY: | N/A | N/A | N/A | N/A | N/A | N/A |
| Region 7 | | ANNUAL: | \$58,290 | \$48,990 | \$50,850 | \$59,210 | \$62,180 | \$72,480 |
| Employment: | 70 | HOURLY: | N/A | N/A | N/A | N/A | N/A | N/A |
| Region 8 | | ANNUAL: | \$61,730 | \$50,850 | \$54,620 | \$59,430 | \$76,880 | \$76,880 |
| Employment: | 20 | HOURLY: | N/A | N/A | N/A | N/A | N/A | N/A |
| Bismarck, ND MetroSA | | ANNUAL: | \$59,660 | \$48,990 | \$59,210 | \$59,210 | \$62,180 | \$72,480 |
| Employment: | 60 | HOURLY: | N/A | N/A | N/A | N/A | N/A | N/A |
| Fargo, ND-MN MetroSA | | ANNUAL: | \$59,900 | \$46,210 | \$48,140 | \$58,780 | \$73,130 | \$78,320 |
| Employment: | 160 | HOURLY: | N/A | N/A | N/A | N/A | N/A | N/A |
| Grand Forks, ND-MN MetroSA | | ANNUAL: | \$56,250 | \$45,540 | \$47,550 | \$58,350 | \$61,020 | \$75,640 |
| Employment: | 80 | HOURLY: | N/A | N/A | N/A | N/A | N/A | N/A |
| West ND Nonmetro Area | | ANNUAL: | \$62,470 | \$50,300 | \$54,610 | \$59,430 | \$63,920 | \$81,370 |
| Employment: | 90 | HOURLY: | N/A | N/A | N/A | N/A | N/A | N/A |
| East ND Nonmetro Area | | ANNUAL: | \$56,500 | \$49,000 | \$50,840 | \$56,500 | \$61,880 | \$64,100 |
| Employment: | 90 | HOURLY: | N/A | N/A | N/A | N/A | N/A | N/A |

'N/A' indicates data or information cannot be released due to reliability, availability, or confidentiality restrictions. Since a portion of substate employment is not attributed to a region, substate areas will NOT add up to statewide totals. Rounding and the absence of suppressed data may also affect additivity.

| | | | WAGE ESTIMATES | | | | | |
|--|---------|--|-------------------|--------------------|--------------------|--------------------------------|--------------------|--------------------|
| | | | Average (Mean) | 10th Percentile | 25th Percentile | 50th Percentile (Median) | 75th Percentile | 90th Percentile |
| 25-2059 Special Education Teachers, All Other | | | | | | | | |
| Alternate Job Title(s): Special Education Teacher for Adults with Disabilities | | | | | | | | |
| All special education teachers not listed separately. | | | | | | | | |
| North Dakota | ANNUAL: | | \$68,250 | \$55,330 | \$60,730 | \$69,950 | \$79,460 | \$79,900 |
| Employment: 40 | HOURLY: | | N/A | N/A | N/A | N/A | N/A | N/A |
| Region 2 | ANNUAL: | | \$68,440 | \$27,640 | \$60,500 | \$79,900 | \$79,900 | \$96,110 |
| Employment: 10 | HOURLY: | | N/A | N/A | N/A | N/A | N/A | N/A |
| Region 7 | ANNUAL: | | \$71,660 | \$59,560 | \$62,530 | \$79,460 | \$79,460 | \$79,460 |
| Employment: 10 | HOURLY: | | N/A | N/A | N/A | N/A | N/A | N/A |
| Bismarck, ND MetroSA | ANNUAL: | | \$71,980 | \$59,560 | \$62,520 | \$79,460 | \$79,460 | \$79,460 |
| Employment: 10 | HOURLY: | | N/A | N/A | N/A | N/A | N/A | N/A |
| West ND Nonmetro Area | ANNUAL: | | \$66,420 | \$48,660 | \$60,730 | \$69,950 | \$76,920 | \$79,900 |
| Employment: 20 | HOURLY: | | N/A | N/A | N/A | N/A | N/A | N/A |

25-3011 Adult Basic Education, Adult Secondary Education, and English as a Second Language Instructors

Alternate Job Title(s): Adult Education Teacher; Adult English as a Second Language (ESL) Teacher; Adult Literacy Instructor; General Educational Development (GED®) Teacher

Teach or instruct out-of-school youths and adults in basic education, literacy, or English as a Second Language classes, or in classes for earning a high school equivalency credential.

| | | | | | | | | |
|------------------------------|--|---------|----------|----------|----------|----------|----------|----------|
| North Dakota | | ANNUAL: | \$60,680 | \$43,720 | \$49,120 | \$62,840 | \$70,820 | \$77,820 |
| Employment: 140 | | HOURLY: | \$29.18 | \$21.02 | \$23.61 | \$30.21 | \$34.05 | \$37.41 |
| Region 5 | | ANNUAL: | \$55,480 | \$49,120 | \$49,120 | \$59,100 | \$59,100 | \$64,150 |
| Employment: 50 | | HOURLY: | \$26.67 | \$23.61 | \$23.61 | \$28.41 | \$28.41 | \$30.84 |
| Region 6 | | ANNUAL: | \$67,550 | \$43,470 | \$56,730 | \$71,410 | \$76,210 | \$89,420 |
| Employment: 10 | | HOURLY: | \$32.48 | \$20.90 | \$27.28 | \$34.33 | \$36.64 | \$42.99 |
| Region 7 | | ANNUAL: | \$65,970 | \$43,720 | \$62,840 | \$62,840 | \$77,820 | \$78,670 |
| Employment: N/A | | HOURLY: | \$31.72 | \$21.02 | \$30.21 | \$30.21 | \$37.41 | \$37.82 |
| Fargo, ND-MN MetroSA | | ANNUAL: | \$57,040 | \$49,120 | \$49,120 | \$59,100 | \$64,150 | \$69,240 |
| Employment: 50 | | HOURLY: | \$27.42 | \$23.61 | \$23.61 | \$28.42 | \$30.84 | \$33.29 |
| West ND Nonmetro Area | | ANNUAL: | \$60,520 | \$40,350 | \$44,390 | \$59,270 | \$75,860 | \$75,860 |
| Employment: 20 | | HOURLY: | \$29.10 | \$19.40 | \$21.34 | \$28.50 | \$36.47 | \$36.47 |
| East ND Nonmetro Area | | ANNUAL: | \$58,770 | \$38,710 | \$46,400 | \$56,730 | \$71,410 | \$83,390 |
| Employment: 30 | | HOURLY: | \$28.26 | \$18.61 | \$22.31 | \$27.28 | \$34.33 | \$40.09 |

'N/A' indicates data or information cannot be released due to reliability, availability, or confidentiality restrictions. Since a portion of substate employment is not attributed to a region, substate areas will NOT add up to statewide totals. Rounding and the absence of suppressed data may also affect additivity.

| | | | WAGE ESTIMATES | | | | | | |
|---|-----|--|-------------------|--------------------|--------------------|--------------------------------|--------------------|--------------------|-----------|
| | | | Average (Mean) | 10th Percentile | 25th Percentile | 50th Percentile (Median) | 75th Percentile | 90th Percentile | |
| 25-3021 Self-Enrichment Teachers | | | | | | | | | |
| Alternate Job Title(s): Citizenship Teacher; Knitting Instructor; Recreational Activities Instructor | | | | | | | | | |
| Teach or instruct individuals or groups for the primary purpose of self-enrichment or recreation, rather than for an occupational objective, educational attainment, competition, or fitness. Excludes Coaches and Scouts (27-2022) and Exercise Trainers and Group Fitness Instructors (39-9031). Flight instructors are included with Aircraft Pilots and Flight Engineers (53-2010). | | | | | | | | | |
| North Dakota | | | ANNUAL: | \$41,250 | \$25,500 | \$29,110 | \$35,510 | \$47,170 | \$59,720 |
| Employment: | 270 | | HOURLY: | \$19.83 | \$12.26 | \$14.00 | \$17.07 | \$22.68 | \$28.71 |
| Region 4 | | | ANNUAL: | \$38,110 | \$24,070 | \$28,770 | \$38,150 | \$44,780 | \$47,590 |
| Employment: | 20 | | HOURLY: | \$18.32 | \$11.57 | \$13.83 | \$18.34 | \$21.53 | \$22.88 |
| Region 5 | | | ANNUAL: | \$40,810 | \$28,100 | \$29,340 | \$35,220 | \$46,730 | \$73,920 |
| Employment: | 150 | | HOURLY: | \$19.62 | \$13.51 | \$14.11 | \$16.93 | \$22.47 | \$35.54 |
| Region 6 | | | ANNUAL: | \$74,490 | \$27,220 | \$47,340 | \$62,880 | \$100,530 | \$123,470 |
| Employment: | 10 | | HOURLY: | \$35.81 | \$13.09 | \$22.76 | \$30.23 | \$48.33 | \$59.36 |
| Region 7 | | | ANNUAL: | \$38,290 | \$24,750 | \$29,270 | \$35,300 | \$47,110 | \$48,220 |
| Employment: | 40 | | HOURLY: | \$18.41 | \$11.90 | \$14.07 | \$16.97 | \$22.65 | \$23.18 |
| Bismarck, ND MetroSA | | | ANNUAL: | \$38,290 | \$24,750 | \$29,270 | \$35,300 | \$47,110 | \$48,220 |
| Employment: | 40 | | HOURLY: | \$18.41 | \$11.90 | \$14.07 | \$16.97 | \$22.65 | \$23.18 |
| Fargo, ND-MN MetroSA | | | ANNUAL: | \$41,020 | \$28,100 | \$29,340 | \$35,220 | \$46,730 | \$66,320 |
| Employment: | 160 | | HOURLY: | \$19.72 | \$13.51 | \$14.11 | \$16.93 | \$22.47 | \$31.89 |
| Grand Forks, ND-MN MetroSA | | | ANNUAL: | \$39,990 | \$24,070 | \$33,420 | \$40,430 | \$41,600 | \$52,900 |
| Employment: | 30 | | HOURLY: | \$19.23 | \$11.57 | \$16.07 | \$19.44 | \$20.00 | \$25.44 |
| West ND Nonmetro Area | | | ANNUAL: | \$39,050 | \$23,800 | \$27,260 | \$36,140 | \$47,550 | \$48,210 |
| Employment: | 40 | | HOURLY: | \$18.78 | \$11.44 | \$13.11 | \$17.37 | \$22.86 | \$23.18 |
| East ND Nonmetro Area | | | ANNUAL: | \$53,830 | \$17,140 | \$21,390 | \$47,340 | \$79,600 | \$100,530 |
| Employment: | 20 | | HOURLY: | \$25.88 | \$8.24 | \$10.28 | \$22.76 | \$38.27 | \$48.33 |

'N/A' indicates data or information cannot be released due to reliability, availability, or confidentiality restrictions. Since a portion of substate employment is not attributed to a region, substate areas will NOT add up to statewide totals. Rounding and the absence of suppressed data may also affect additivity.

| | | | WAGE ESTIMATES | | | | | | |
|--|-----|--|-------------------|--------------------|--------------------|--------------------------------|--------------------|--------------------|----------|
| | | | Average (Mean) | 10th Percentile | 25th Percentile | 50th Percentile (Median) | 75th Percentile | 90th Percentile | |
| 25-3031 Substitute Teachers, Short-Term | | | | | | | | | |
| Alternate Job Title(s): Elementary School Substitute Teacher; English Substitute Teacher | | | | | | | | | |
| Teach students on a short-term basis as a temporary replacement for a regular classroom teacher, typically using the regular teacher's lesson plan. Excludes long-term substitute teachers who perform all the duties of a regular teacher; these teachers are coded within the 25-1000 or 25-2000 minor groups. | | | | | | | | | |
| North Dakota | | | ANNUAL: | \$61,080 | \$32,420 | \$36,120 | \$37,930 | \$43,730 | N/A |
| Employment: | 390 | | HOURLY: | \$29.36 | \$15.59 | \$17.37 | \$18.24 | \$21.02 | N/A |
| Region 1 | | | ANNUAL: | \$51,180 | \$39,340 | \$39,340 | \$39,340 | \$49,870 | \$59,940 |
| Employment: | 60 | | HOURLY: | \$24.61 | \$18.91 | \$18.91 | \$18.91 | \$23.98 | \$28.82 |
| Region 4 | | | ANNUAL: | \$53,940 | \$35,680 | \$36,160 | \$37,770 | \$37,960 | \$46,090 |
| Employment: | 50 | | HOURLY: | \$25.93 | \$17.15 | \$17.39 | \$18.16 | \$18.25 | \$22.16 |
| Region 5 | | | ANNUAL: | \$61,860 | \$29,340 | \$32,420 | \$35,670 | \$43,730 | N/A |
| Employment: | 80 | | HOURLY: | \$29.74 | \$14.11 | \$15.59 | \$17.15 | \$21.02 | N/A |
| Region 7 | | | ANNUAL: | \$64,160 | \$35,150 | \$36,370 | \$37,400 | \$43,240 | N/A |
| Employment: | 50 | | HOURLY: | \$30.84 | \$16.90 | \$17.49 | \$17.98 | \$20.79 | N/A |
| Bismarck, ND MetroSA | | | ANNUAL: | \$46,210 | \$35,150 | \$35,150 | \$37,350 | \$43,220 | \$43,240 |
| Employment: | 30 | | HOURLY: | \$22.22 | \$16.90 | \$16.90 | \$17.96 | \$20.78 | \$20.79 |
| Fargo, ND-MN MetroSA | | | ANNUAL: | \$41,810 | \$22,540 | \$30,000 | \$36,750 | \$41,500 | \$58,720 |
| Employment: | 60 | | HOURLY: | \$20.10 | \$10.84 | \$14.42 | \$17.67 | \$19.95 | \$28.23 |
| Grand Forks, ND-MN MetroSA | | | ANNUAL: | N/A | N/A | N/A | N/A | N/A | N/A |
| Employment: | 60 | | HOURLY: | N/A | N/A | N/A | N/A | N/A | N/A |
| West ND Nonmetro Area | | | ANNUAL: | \$60,370 | \$36,100 | \$36,450 | \$39,340 | \$59,940 | \$59,940 |
| Employment: | 140 | | HOURLY: | \$29.03 | \$17.36 | \$17.53 | \$18.91 | \$28.82 | \$28.82 |
| East ND Nonmetro Area | | | ANNUAL: | \$69,540 | \$32,420 | \$36,120 | \$37,470 | \$38,120 | N/A |
| Employment: | 160 | | HOURLY: | \$33.43 | \$15.59 | \$17.37 | \$18.02 | \$18.33 | N/A |

'N/A' indicates data or information cannot be released due to reliability, availability, or confidentiality restrictions. Since a portion of substate employment is not attributed to a region, substate areas will NOT add up to statewide totals. Rounding and the absence of suppressed data may also affect additivity.

| | WAGE ESTIMATES | | | | | |
|--|-------------------|--------------------|--------------------|--------------------------------|--------------------|--------------------|
| | Average (Mean) | 10th Percentile | 25th Percentile | 50th Percentile (Median) | 75th Percentile | 90th Percentile |

25-3041 Tutors

Alternate Job Title(s): Algebra Tutor; Reading Tutor; Spanish Tutor; Standardized Test Tutor

Instruct individual students or small groups of students in academic subjects to support formal class instruction or to prepare students for standardized or admissions tests. Excludes Postsecondary Teachers (25-1000), Elementary, Middle, Secondary, and Special Education Teachers (25-2000), Adult Basic Education, Adult Secondary Education, and English as a Second Language Instructors (25-3011), and Self-Enrichment Teachers (25-3021).

| | | | | | | | | |
|------------------------------|-----|----------------|----------|----------|----------|----------|----------|----------|
| North Dakota | | ANNUAL: | \$38,110 | \$17,180 | \$27,940 | \$41,960 | \$45,930 | \$57,190 |
| Employment: | 210 | HOURLY: | \$18.32 | \$8.26 | \$13.44 | \$20.17 | \$22.08 | \$27.50 |
| Region 2 | | ANNUAL: | \$34,080 | \$17,180 | \$17,180 | \$27,950 | \$44,390 | \$57,190 |
| Employment: | 30 | HOURLY: | \$16.38 | \$8.26 | \$8.26 | \$13.44 | \$21.34 | \$27.49 |
| Region 4 | | ANNUAL: | \$40,610 | \$17,180 | \$17,290 | \$46,860 | \$47,800 | \$67,140 |
| Employment: | 20 | HOURLY: | \$19.52 | \$8.26 | \$8.31 | \$22.53 | \$22.98 | \$32.28 |
| Region 5 | | ANNUAL: | \$39,370 | \$23,900 | \$30,570 | \$41,960 | \$46,220 | \$47,600 |
| Employment: | 90 | HOURLY: | \$18.93 | \$11.49 | \$14.70 | \$20.17 | \$22.22 | \$22.89 |
| Region 7 | | ANNUAL: | \$40,940 | \$17,180 | \$27,950 | \$44,390 | \$45,930 | \$62,940 |
| Employment: | 30 | HOURLY: | \$19.68 | \$8.26 | \$13.44 | \$21.34 | \$22.08 | \$30.26 |
| Fargo, ND-MN MetroSA | | ANNUAL: | \$40,400 | \$30,010 | \$30,570 | \$45,790 | \$46,220 | \$47,600 |
| Employment: | 80 | HOURLY: | \$19.42 | \$14.43 | \$14.70 | \$22.01 | \$22.22 | \$22.89 |
| East ND Nonmetro Area | | ANNUAL: | \$35,700 | \$17,180 | \$17,290 | \$27,940 | \$44,390 | \$67,140 |
| Employment: | 30 | HOURLY: | \$17.17 | \$8.26 | \$8.31 | \$13.44 | \$21.34 | \$32.28 |

'N/A' indicates data or information cannot be released due to reliability, availability, or confidentiality restrictions. Since a portion of substate employment is not attributed to a region, substate areas will NOT add up to statewide totals. Rounding and the absence of suppressed data may also affect additivity.

| | | | WAGE ESTIMATES | | | | | | |
|---|-----|---------|-------------------|--------------------|--------------------|--------------------------------|--------------------|--------------------|----------|
| | | | Average (Mean) | 10th Percentile | 25th Percentile | 50th Percentile (Median) | 75th Percentile | 90th Percentile | |
| 25-3099 Teachers and Instructors, All Other | | | | | | | | | |
| Alternate Job Title(s): Sunday School Teacher | | | | | | | | | |
| All teachers and instructors not listed separately. | | | | | | | | | |
| North Dakota | | | ANNUAL: | \$55,410 | \$27,580 | \$46,780 | \$55,350 | \$64,580 | \$78,800 |
| Employment: | 360 | HOURLY: | N/A | N/A | N/A | N/A | N/A | N/A | N/A |
| Region 2 | | | ANNUAL: | \$62,230 | \$47,970 | \$49,790 | \$60,100 | \$78,810 | \$78,810 |
| Employment: | 50 | HOURLY: | N/A | N/A | N/A | N/A | N/A | N/A | N/A |
| Region 3 | | | ANNUAL: | \$69,620 | \$47,690 | \$58,180 | \$69,420 | \$78,670 | \$98,410 |
| Employment: | 70 | HOURLY: | N/A | N/A | N/A | N/A | N/A | N/A | N/A |
| Region 4 | | | ANNUAL: | \$59,720 | \$28,560 | \$46,990 | \$55,350 | \$60,200 | \$71,140 |
| Employment: | 30 | HOURLY: | N/A | N/A | N/A | N/A | N/A | N/A | N/A |
| Region 5 | | | ANNUAL: | \$47,710 | \$27,580 | \$28,900 | \$55,350 | \$55,350 | \$63,270 |
| Employment: | 140 | HOURLY: | N/A | N/A | N/A | N/A | N/A | N/A | N/A |
| Region 6 | | | ANNUAL: | \$54,590 | \$40,200 | \$42,430 | \$46,990 | \$60,050 | \$64,630 |
| Employment: | 30 | HOURLY: | N/A | N/A | N/A | N/A | N/A | N/A | N/A |
| Region 7 | | | ANNUAL: | \$44,540 | \$24,540 | \$27,640 | \$41,740 | \$57,600 | \$74,530 |
| Employment: | 40 | HOURLY: | N/A | N/A | N/A | N/A | N/A | N/A | N/A |
| Bismarck, ND MetroSA | | | ANNUAL: | \$43,640 | \$24,540 | \$24,540 | \$39,540 | \$57,600 | \$79,090 |
| Employment: | 30 | HOURLY: | N/A | N/A | N/A | N/A | N/A | N/A | N/A |
| Fargo, ND-MN MetroSA | | | ANNUAL: | \$48,000 | \$27,580 | \$28,930 | \$55,350 | \$55,350 | \$63,270 |
| Employment: | 140 | HOURLY: | N/A | N/A | N/A | N/A | N/A | N/A | N/A |
| Grand Forks, ND-MN MetroSA | | | ANNUAL: | \$60,090 | \$28,560 | \$48,800 | \$55,350 | \$60,200 | \$71,140 |
| Employment: | 30 | HOURLY: | N/A | N/A | N/A | N/A | N/A | N/A | N/A |
| West ND Nonmetro Area | | | ANNUAL: | \$59,150 | \$26,200 | \$49,210 | \$60,040 | \$78,800 | \$78,800 |
| Employment: | 70 | HOURLY: | N/A | N/A | N/A | N/A | N/A | N/A | N/A |
| East ND Nonmetro Area | | | ANNUAL: | \$64,800 | \$45,120 | \$47,970 | \$60,240 | \$74,650 | \$85,340 |
| Employment: | 110 | HOURLY: | N/A | N/A | N/A | N/A | N/A | N/A | N/A |

25-4011 Archivists

Alternate Job Title(s): Film Archivist; Historical Records Administrator; Reference Archivist

Appraise, edit, and direct safekeeping of permanent records and historically valuable documents. Participate in research activities based on archival materials.

| | | | | | | | | |
|---------------------|----|---------|----------|----------|----------|----------|----------|----------|
| North Dakota | | ANNUAL: | \$48,410 | \$41,010 | \$47,570 | \$48,300 | \$50,490 | \$59,210 |
| Employment: | 10 | HOURLY: | \$23.28 | \$19.71 | \$22.87 | \$23.22 | \$24.27 | \$28.47 |

25-4013 Museum Technicians and Conservators

Alternate Job Title(s): Ethnographic Materials Conservator; Museum Exhibit Technician; Textile Conservator

Restore, maintain, or prepare objects in museum collections for storage, research, or exhibit. May work with specimens such as fossils, skeletal parts, or botanicals; or artifacts, textiles, or art. May identify and record objects or install and arrange them in exhibits. Includes book or document conservators.

| | | | | | | | | |
|---------------------|-----|---------|----------|----------|----------|----------|----------|----------|
| North Dakota | | ANNUAL: | \$44,120 | \$27,320 | \$31,020 | \$38,750 | \$57,820 | \$65,770 |
| Employment: | N/A | HOURLY: | \$21.21 | \$13.13 | \$14.91 | \$18.63 | \$27.80 | \$31.62 |
| Region 7 | | ANNUAL: | \$52,110 | \$28,500 | \$38,750 | \$53,010 | \$65,770 | \$67,290 |
| Employment: | 10 | HOURLY: | \$25.05 | \$13.70 | \$18.63 | \$25.48 | \$31.62 | \$32.35 |

'N/A' indicates data or information cannot be released due to reliability, availability, or confidentiality restrictions. Since a portion of substate employment is not attributed to a region, substate areas will NOT add up to statewide totals. Rounding and the absence of suppressed data may also affect additivity.

| | | | WAGE ESTIMATES | | | | | |
|---|-----|----------------|-------------------|--------------------|--------------------|--------------------------------|--------------------|--------------------|
| | | | Average (Mean) | 10th Percentile | 25th Percentile | 50th Percentile (Median) | 75th Percentile | 90th Percentile |
| 25-4022 Librarians and Media Collections Specialists | | | | | | | | |
| Alternate Job Title(s): Library Media Specialist; Multimedia Services Coordinator; Music Librarian; School Librarian | | | | | | | | |
| Administer and maintain libraries or collections of information, for public or private access through reference or borrowing. Work in a variety of settings, such as educational institutions, museums, and corporations, and with various types of informational materials, such as books, periodicals, recordings, films, and databases. Tasks may include acquiring, cataloging, and circulating library materials, and user services such as locating and organizing information, providing instruction on how to access information, and setting up and operating a library's media equipment. | | | | | | | | |
| North Dakota | | ANNUAL: | \$53,710 | \$36,050 | \$36,050 | \$53,630 | \$62,650 | \$77,070 |
| Employment: | 550 | HOURLY: | \$25.82 | \$17.33 | \$17.33 | \$25.78 | \$30.12 | \$37.06 |
| Region 1 | | ANNUAL: | \$58,350 | \$36,050 | \$36,050 | \$55,620 | \$64,400 | \$99,140 |
| Employment: | 40 | HOURLY: | \$28.05 | \$17.33 | \$17.33 | \$26.74 | \$30.96 | \$47.66 |
| Region 2 | | ANNUAL: | \$51,550 | \$36,050 | \$36,050 | \$48,300 | \$62,190 | \$75,960 |
| Employment: | 70 | HOURLY: | \$24.78 | \$17.33 | \$17.33 | \$23.22 | \$29.90 | \$36.52 |
| Region 3 | | ANNUAL: | \$52,500 | \$36,050 | \$36,050 | \$51,250 | \$62,650 | \$71,160 |
| Employment: | 30 | HOURLY: | \$25.24 | \$17.33 | \$17.33 | \$24.64 | \$30.12 | \$34.21 |
| Region 4 | | ANNUAL: | \$48,870 | \$36,050 | \$38,190 | \$38,190 | \$58,060 | \$62,650 |
| Employment: | 70 | HOURLY: | \$23.50 | \$17.33 | \$18.36 | \$18.36 | \$27.91 | \$30.12 |
| Region 5 | | ANNUAL: | \$60,830 | \$36,050 | \$52,190 | \$60,910 | \$67,200 | \$79,260 |
| Employment: | 120 | HOURLY: | \$29.24 | \$17.33 | \$25.09 | \$29.28 | \$32.31 | \$38.11 |
| Region 6 | | ANNUAL: | \$48,990 | \$29,000 | \$36,050 | \$49,020 | \$61,300 | \$65,500 |
| Employment: | 50 | HOURLY: | \$23.55 | \$13.94 | \$17.33 | \$23.57 | \$29.47 | \$31.49 |
| Region 7 | | ANNUAL: | \$54,060 | \$36,050 | \$36,050 | \$56,780 | \$60,190 | \$77,070 |
| Employment: | 120 | HOURLY: | \$25.99 | \$17.33 | \$17.33 | \$27.30 | \$28.94 | \$37.05 |
| Region 8 | | ANNUAL: | \$48,420 | \$36,050 | \$36,050 | \$36,050 | \$59,820 | \$64,400 |
| Employment: | 50 | HOURLY: | \$23.28 | \$17.33 | \$17.33 | \$17.33 | \$28.76 | \$30.96 |
| Bismarck, ND MetroSA | | ANNUAL: | \$59,480 | \$47,510 | \$50,090 | \$60,200 | \$61,130 | \$77,070 |
| Employment: | 80 | HOURLY: | \$28.59 | \$22.84 | \$24.08 | \$28.94 | \$29.39 | \$37.06 |
| Fargo, ND-MN MetroSA | | ANNUAL: | \$65,300 | \$44,900 | \$57,620 | \$63,160 | \$79,260 | \$81,320 |
| Employment: | 110 | HOURLY: | \$31.39 | \$21.59 | \$27.70 | \$30.36 | \$38.11 | \$39.10 |
| Grand Forks, ND-MN MetroSA | | ANNUAL: | \$52,020 | \$37,780 | \$38,190 | \$50,870 | \$58,050 | \$79,830 |
| Employment: | 70 | HOURLY: | \$25.01 | \$18.17 | \$18.36 | \$24.46 | \$27.91 | \$38.38 |
| West ND Nonmetro Area | | ANNUAL: | \$50,550 | \$36,050 | \$36,050 | \$38,130 | \$61,630 | \$74,910 |
| Employment: | 200 | HOURLY: | \$24.30 | \$17.33 | \$17.33 | \$18.33 | \$29.63 | \$36.02 |
| East ND Nonmetro Area | | ANNUAL: | \$49,400 | \$36,050 | \$36,050 | \$49,020 | \$61,030 | \$64,400 |
| Employment: | 130 | HOURLY: | \$23.75 | \$17.33 | \$17.33 | \$23.57 | \$29.34 | \$30.96 |

'N/A' indicates data or information cannot be released due to reliability, availability, or confidentiality restrictions. Since a portion of substate employment is not attributed to a region, substate areas will NOT add up to statewide totals. Rounding and the absence of suppressed data may also affect additivity.

| | WAGE ESTIMATES | | | | | |
|--|-------------------|--------------------|--------------------|--------------------------------|--------------------|--------------------|
| | Average (Mean) | 10th Percentile | 25th Percentile | 50th Percentile (Median) | 75th Percentile | 90th Percentile |

25-4031 Library Technicians

Alternate Job Title(s): Library Acquisitions Technician; Library Circulation Technician

Assist librarians by helping readers in the use of library catalogs, databases, and indexes to locate books and other materials; and by answering questions that require only brief consultation of standard reference. Compile records; sort and shelf books or other media; remove or repair damaged books or other media; register patrons; and check materials in and out of the circulation process. Replace materials in shelving area (stacks) or files. Includes bookmobile drivers who assist with providing services in mobile libraries.

| | | | | | | | | |
|-----------------------------------|-----|----------------|----------|----------|----------|----------|----------|----------|
| North Dakota | | ANNUAL: | \$35,380 | \$25,100 | \$26,690 | \$34,880 | \$40,400 | \$45,680 |
| Employment: | 350 | HOURLY: | \$17.01 | \$12.07 | \$12.83 | \$16.77 | \$19.42 | \$21.96 |
| Region 1 | | ANNUAL: | \$35,050 | \$22,220 | \$26,050 | \$35,460 | \$45,120 | \$45,680 |
| Employment: | 50 | HOURLY: | \$16.85 | \$10.68 | \$12.53 | \$17.05 | \$21.69 | \$21.96 |
| Region 2 | | ANNUAL: | \$38,490 | \$26,690 | \$33,760 | \$39,520 | \$45,470 | \$45,470 |
| Employment: | 50 | HOURLY: | \$18.51 | \$12.83 | \$16.23 | \$19.00 | \$21.86 | \$21.86 |
| Region 3 | | ANNUAL: | \$31,060 | \$22,180 | \$25,100 | \$26,690 | \$35,240 | \$44,690 |
| Employment: | 20 | HOURLY: | \$14.93 | \$10.66 | \$12.07 | \$12.83 | \$16.94 | \$21.48 |
| Region 5 | | ANNUAL: | \$36,600 | \$28,630 | \$30,870 | \$38,050 | \$38,840 | \$48,120 |
| Employment: | 80 | HOURLY: | \$17.60 | \$13.76 | \$14.84 | \$18.29 | \$18.67 | \$23.13 |
| Region 6 | | ANNUAL: | \$31,420 | \$21,620 | \$26,690 | \$29,990 | \$36,500 | \$41,770 |
| Employment: | 30 | HOURLY: | \$15.11 | \$10.39 | \$12.83 | \$14.42 | \$17.55 | \$20.08 |
| Region 7 | | ANNUAL: | \$35,600 | \$26,690 | \$29,390 | \$34,880 | \$38,830 | \$43,380 |
| Employment: | 70 | HOURLY: | \$17.12 | \$12.83 | \$14.13 | \$16.77 | \$18.67 | \$20.86 |
| Region 8 | | ANNUAL: | \$34,470 | \$22,170 | \$26,000 | \$35,100 | \$44,690 | \$44,700 |
| Employment: | 50 | HOURLY: | \$16.57 | \$10.66 | \$12.50 | \$16.87 | \$21.48 | \$21.49 |
| Bismarck, ND MetroSA | | ANNUAL: | \$37,340 | \$28,580 | \$32,990 | \$38,830 | \$43,380 | \$44,140 |
| Employment: | 60 | HOURLY: | \$17.95 | \$13.74 | \$15.86 | \$18.67 | \$20.86 | \$21.22 |
| Fargo, ND-MN MetroSA | | ANNUAL: | \$37,820 | \$28,630 | \$31,410 | \$38,050 | \$46,900 | \$48,800 |
| Employment: | 90 | HOURLY: | \$18.19 | \$13.76 | \$15.10 | \$18.29 | \$22.55 | \$23.46 |
| Grand Forks, ND-MN MetroSA | | ANNUAL: | \$39,340 | \$29,600 | \$31,240 | \$36,510 | \$48,740 | \$48,740 |
| Employment: | 10 | HOURLY: | \$18.91 | \$14.23 | \$15.02 | \$17.55 | \$23.44 | \$23.44 |
| West ND Nonmetro Area | | ANNUAL: | \$35,370 | \$22,220 | \$26,690 | \$35,100 | \$44,700 | \$45,680 |
| Employment: | 160 | HOURLY: | \$17.01 | \$10.68 | \$12.83 | \$16.87 | \$21.49 | \$21.96 |
| East ND Nonmetro Area | | ANNUAL: | \$31,190 | \$21,620 | \$25,990 | \$29,780 | \$36,500 | \$41,770 |
| Employment: | 60 | HOURLY: | \$15.00 | \$10.39 | \$12.50 | \$14.32 | \$17.55 | \$20.08 |

'N/A' indicates data or information cannot be released due to reliability, availability, or confidentiality restrictions. Since a portion of substate employment is not attributed to a region, substate areas will NOT add up to statewide totals. Rounding and the absence of suppressed data may also affect additivity.

| | | | WAGE ESTIMATES | | | | | |
|--|-----|----------------|-------------------|--------------------|--------------------|--------------------------------|--------------------|--------------------|
| | | | Average (Mean) | 10th Percentile | 25th Percentile | 50th Percentile (Median) | 75th Percentile | 90th Percentile |
| 25-9021 Farm and Home Management Educators | | | | | | | | |
| Alternate Job Title(s): Agricultural Extension Educator; Family Resource Management Specialist; Feed Management Advisor | | | | | | | | |
| Instruct and advise individuals and families engaged in agriculture, agricultural-related processes, or home management activities. Demonstrate procedures and apply research findings to advance agricultural and home management activities. May develop educational outreach programs. May instruct on either agricultural issues such as agricultural processes and techniques, pest management, and food safety, or on home management issues such as budgeting, nutrition, and child development. Excludes Dietitians and Nutritionists (29-1031). | | | | | | | | |
| North Dakota | | ANNUAL: | \$59,380 | \$44,830 | \$50,310 | \$50,310 | \$66,700 | \$78,390 |
| Employment: | 160 | HOURLY: | \$28.55 | \$21.55 | \$24.19 | \$24.19 | \$32.07 | \$37.69 |
| Region 2 | | ANNUAL: | \$58,350 | \$37,460 | \$37,460 | \$45,530 | \$71,660 | \$78,210 |
| Employment: | 10 | HOURLY: | \$28.05 | \$18.01 | \$18.01 | \$21.89 | \$34.45 | \$37.60 |
| Region 5 | | ANNUAL: | \$59,450 | \$50,310 | \$50,310 | \$50,310 | \$66,700 | \$81,490 |
| Employment: | 120 | HOURLY: | \$28.58 | \$24.19 | \$24.19 | \$24.19 | \$32.07 | \$39.18 |
| West ND Nonmetro Area | | ANNUAL: | \$60,170 | \$37,460 | \$44,330 | \$65,090 | \$71,660 | \$78,210 |
| Employment: | 30 | HOURLY: | \$28.93 | \$18.01 | \$21.31 | \$31.29 | \$34.45 | \$37.60 |

25-9031 Instructional Coordinators

Alternate Job Title(s): Curriculum and Assessment Director; Curriculum Specialist; Special Education Curriculum Specialist

Develop instructional material, coordinate educational content, and incorporate current technology into instruction in order to provide guidelines to educators and instructors for developing curricula and conducting courses. May train and coach teachers. Includes educational consultants and specialists, and instructional material directors.

| | | | | | | | | |
|------------------------------|-----|----------------|----------|----------|----------|----------|----------|-----------|
| North Dakota | | ANNUAL: | \$70,810 | \$50,430 | \$59,820 | \$72,590 | \$79,040 | \$89,700 |
| Employment: | 300 | HOURLY: | \$34.05 | \$24.24 | \$28.76 | \$34.90 | \$38.00 | \$43.12 |
| Region 2 | | ANNUAL: | \$71,580 | \$50,430 | \$59,700 | \$77,610 | \$79,020 | \$81,920 |
| Employment: | 30 | HOURLY: | \$34.41 | \$24.24 | \$28.70 | \$37.31 | \$37.99 | \$39.38 |
| Region 3 | | ANNUAL: | \$70,230 | \$47,000 | \$62,000 | \$62,690 | \$75,570 | \$97,840 |
| Employment: | 30 | HOURLY: | \$33.76 | \$22.59 | \$29.81 | \$30.14 | \$36.33 | \$47.04 |
| Region 4 | | ANNUAL: | \$61,950 | \$49,510 | \$56,680 | \$60,290 | \$60,290 | \$75,040 |
| Employment: | 30 | HOURLY: | \$29.78 | \$23.80 | \$27.25 | \$28.98 | \$28.98 | \$36.08 |
| Region 5 | | ANNUAL: | \$71,890 | \$50,380 | \$59,860 | \$73,800 | \$80,970 | \$102,130 |
| Employment: | 80 | HOURLY: | \$34.56 | \$24.22 | \$28.78 | \$35.48 | \$38.93 | \$49.10 |
| Region 6 | | ANNUAL: | \$74,760 | \$58,620 | \$58,620 | \$73,070 | \$81,920 | \$96,970 |
| Employment: | 20 | HOURLY: | \$35.94 | \$28.18 | \$28.18 | \$35.13 | \$39.38 | \$46.62 |
| Region 7 | | ANNUAL: | \$72,790 | \$57,880 | \$59,820 | \$76,660 | \$78,200 | \$85,500 |
| Employment: | 70 | HOURLY: | \$34.99 | \$27.83 | \$28.76 | \$36.86 | \$37.59 | \$41.11 |
| Region 8 | | ANNUAL: | \$70,840 | \$46,600 | \$61,650 | \$75,710 | \$75,710 | \$81,920 |
| Employment: | 20 | HOURLY: | \$34.06 | \$22.41 | \$29.64 | \$36.40 | \$36.40 | \$39.38 |
| Bismarck, ND MetroSA | | ANNUAL: | \$72,330 | \$57,880 | \$59,820 | \$76,660 | \$78,200 | \$84,820 |
| Employment: | 60 | HOURLY: | \$34.77 | \$27.83 | \$28.76 | \$36.86 | \$37.59 | \$40.78 |
| Fargo, ND-MN MetroSA | | ANNUAL: | \$72,210 | \$50,380 | \$61,250 | \$73,800 | \$80,970 | \$95,520 |
| Employment: | 100 | HOURLY: | \$34.71 | \$24.22 | \$29.45 | \$35.48 | \$38.93 | \$45.92 |
| West ND Nonmetro Area | | ANNUAL: | \$71,610 | \$50,430 | \$59,950 | \$75,710 | \$79,020 | \$81,920 |
| Employment: | 70 | HOURLY: | \$34.43 | \$24.24 | \$28.82 | \$36.40 | \$37.99 | \$39.38 |
| East ND Nonmetro Area | | ANNUAL: | \$70,770 | \$50,300 | \$58,620 | \$64,330 | \$75,620 | \$96,970 |
| Employment: | 60 | HOURLY: | \$34.02 | \$24.18 | \$28.18 | \$30.93 | \$36.35 | \$46.62 |

'N/A' indicates data or information cannot be released due to reliability, availability, or confidentiality restrictions. Since a portion of substate employment is not attributed to a region, substate areas will NOT add up to statewide totals. Rounding and the absence of suppressed data may also affect additivity.

| | WAGE ESTIMATES | | | | | |
|--|-------------------|--------------------|--------------------|--------------------------------|--------------------|--------------------|
| | Average (Mean) | 10th Percentile | 25th Percentile | 50th Percentile (Median) | 75th Percentile | 90th Percentile |

25-9044 Teaching Assistants, Postsecondary

Alternate Job Title(s): Assistant Instructor; College Biology Teaching Assistant; University Teaching Assistant

Assist faculty or other instructional staff in postsecondary institutions by performing instructional support activities, such as developing teaching materials, leading discussion groups, preparing and giving examinations, and grading examinations or papers. Graduate students who teach one or more full courses should be classified in the 25-1000 minor group.

| | | | | | | | | |
|-----------------------------|-----|----------------|----------|----------|----------|----------|----------|----------|
| North Dakota | | ANNUAL: | \$39,990 | \$21,310 | \$31,610 | \$40,130 | \$49,710 | \$51,540 |
| Employment: | 130 | HOURLY: | N/A | N/A | N/A | N/A | N/A | N/A |
| Region 5 | | ANNUAL: | \$41,480 | \$21,850 | \$39,700 | \$39,700 | \$49,710 | \$49,710 |
| Employment: | 40 | HOURLY: | N/A | N/A | N/A | N/A | N/A | N/A |
| Fargo, ND-MN MetroSA | | ANNUAL: | \$44,260 | \$31,610 | \$39,700 | \$39,700 | \$49,710 | \$49,710 |
| Employment: | 30 | HOURLY: | N/A | N/A | N/A | N/A | N/A | N/A |

'N/A' indicates data or information cannot be released due to reliability, availability, or confidentiality restrictions. Since a portion of substate employment is not attributed to a region, substate areas will NOT add up to statewide totals. Rounding and the absence of suppressed data may also affect additivity.

| | | WAGE ESTIMATES | | | | | |
|--|----------------|-------------------|--------------------|--------------------|--------------------------------|--------------------|--------------------|
| | | Average (Mean) | 10th Percentile | 25th Percentile | 50th Percentile (Median) | 75th Percentile | 90th Percentile |
| 25-9045 Teaching Assistants, Except Postsecondary | | | | | | | |
| Alternate Job Title(s): Elementary Learning Support Aide; Middle School Paraeducator; Special Education Classroom Aide; Adult ESL Teacher Aide; Adult Literacy Teaching Aide; Sunday School Teacher Aide | | | | | | | |
| Assist a preschool, elementary, middle, or secondary school teacher with instructional duties or provide academic, social, or life skills to students who have learning, emotional, or physical disabilities. Serve in a position for which a teacher has primary responsibility for the design and implementation of educational programs and services. Includes all teaching assistants not listed separately except Teaching Assistants, Postsecondary (25-9044). | | | | | | | |
| North Dakota | ANNUAL: | \$36,170 | \$29,070 | \$30,630 | \$35,720 | \$38,010 | \$46,640 |
| Employment: 5,310 | HOURLY: | N/A | N/A | N/A | N/A | N/A | N/A |
| Region 1 | ANNUAL: | \$37,520 | \$29,780 | \$34,910 | \$36,150 | \$38,190 | \$47,110 |
| Employment: 400 | HOURLY: | N/A | N/A | N/A | N/A | N/A | N/A |
| Region 2 | ANNUAL: | \$39,940 | \$30,370 | \$34,650 | \$37,260 | \$48,220 | \$48,220 |
| Employment: 830 | HOURLY: | N/A | N/A | N/A | N/A | N/A | N/A |
| Region 3 | ANNUAL: | \$37,980 | \$28,630 | \$29,880 | \$35,430 | \$45,020 | \$57,930 |
| Employment: 370 | HOURLY: | N/A | N/A | N/A | N/A | N/A | N/A |
| Region 4 | ANNUAL: | \$33,610 | \$29,200 | \$31,690 | \$35,260 | \$35,460 | \$35,860 |
| Employment: 830 | HOURLY: | N/A | N/A | N/A | N/A | N/A | N/A |
| Region 5 | ANNUAL: | \$34,320 | \$25,000 | \$30,130 | \$35,330 | \$36,570 | \$45,620 |
| Employment: 1,200 | HOURLY: | N/A | N/A | N/A | N/A | N/A | N/A |
| Region 6 | ANNUAL: | \$34,000 | \$27,800 | \$28,820 | \$31,320 | \$35,640 | \$44,680 |
| Employment: 380 | HOURLY: | N/A | N/A | N/A | N/A | N/A | N/A |
| Region 7 | ANNUAL: | \$36,920 | \$29,750 | \$35,330 | \$38,010 | \$38,010 | \$43,670 |
| Employment: 1,020 | HOURLY: | N/A | N/A | N/A | N/A | N/A | N/A |
| Region 8 | ANNUAL: | \$36,400 | \$29,290 | \$31,790 | \$36,140 | \$37,340 | \$45,060 |
| Employment: 290 | HOURLY: | N/A | N/A | N/A | N/A | N/A | N/A |
| Bismarck, ND MetroSA | ANNUAL: | \$37,490 | \$30,580 | \$35,720 | \$38,010 | \$38,010 | \$43,670 |
| Employment: 840 | HOURLY: | N/A | N/A | N/A | N/A | N/A | N/A |
| Fargo, ND-MN MetroSA | ANNUAL: | \$35,000 | \$28,330 | \$30,260 | \$36,280 | \$37,940 | \$45,430 |
| Employment: 1,400 | HOURLY: | N/A | N/A | N/A | N/A | N/A | N/A |
| Grand Forks, ND-MN MetroSA | ANNUAL: | \$33,490 | \$29,120 | \$31,690 | \$35,460 | \$35,460 | \$36,340 |
| Employment: 930 | HOURLY: | N/A | N/A | N/A | N/A | N/A | N/A |
| West ND Nonmetro Area | ANNUAL: | \$38,160 | \$29,780 | \$32,140 | \$36,190 | \$45,330 | \$48,210 |
| Employment: 1,700 | HOURLY: | N/A | N/A | N/A | N/A | N/A | N/A |
| East ND Nonmetro Area | ANNUAL: | \$35,090 | \$27,800 | \$29,160 | \$32,050 | \$36,450 | \$46,640 |
| Employment: 1,070 | HOURLY: | N/A | N/A | N/A | N/A | N/A | N/A |

'N/A' indicates data or information cannot be released due to reliability, availability, or confidentiality restrictions. Since a portion of substate employment is not attributed to a region, substate areas will NOT add up to statewide totals. Rounding and the absence of suppressed data may also affect additivity.

| | | | WAGE ESTIMATES | | | | | |
|---|-----|---------|-------------------|--------------------|--------------------|--------------------------------|--------------------|--------------------|
| | | | Average (Mean) | 10th Percentile | 25th Percentile | 50th Percentile (Median) | 75th Percentile | 90th Percentile |
| 25-9099 Educational Instruction and Library Workers, All Other | | | | | | | | |
| Alternate Job Title(s): Aptitude Test (SAT) Grader; General Educational Development (GED®) Examiner | | | | | | | | |
| All educational instruction and library workers not listed separately. | | | | | | | | |
| North Dakota | | ANNUAL: | \$44,250 | \$31,770 | \$36,110 | \$43,610 | \$47,920 | \$56,470 |
| Employment: | 180 | HOURLY: | \$21.28 | \$15.27 | \$17.36 | \$20.97 | \$23.04 | \$27.15 |
| Region 2 | | ANNUAL: | \$43,970 | \$35,980 | \$37,320 | \$41,600 | \$47,720 | \$52,190 |
| Employment: | 20 | HOURLY: | \$21.14 | \$17.30 | \$17.94 | \$20.00 | \$22.94 | \$25.09 |
| Region 3 | | ANNUAL: | \$45,350 | \$37,980 | \$41,540 | \$47,220 | \$47,920 | \$47,920 |
| Employment: | 70 | HOURLY: | \$21.80 | \$18.26 | \$19.97 | \$22.70 | \$23.04 | \$23.04 |
| Region 4 | | ANNUAL: | \$43,580 | \$33,690 | \$37,320 | \$40,910 | \$50,420 | \$56,470 |
| Employment: | 20 | HOURLY: | \$20.95 | \$16.20 | \$17.94 | \$19.67 | \$24.24 | \$27.15 |
| Region 5 | | ANNUAL: | \$38,660 | \$31,700 | \$31,700 | \$34,100 | \$43,510 | \$55,160 |
| Employment: | 20 | HOURLY: | \$18.59 | \$15.24 | \$15.24 | \$16.39 | \$20.92 | \$26.52 |
| Region 7 | | ANNUAL: | \$46,120 | \$31,770 | \$34,170 | \$37,390 | \$60,990 | \$73,240 |
| Employment: | 40 | HOURLY: | \$22.17 | \$15.27 | \$16.43 | \$17.97 | \$29.32 | \$35.21 |
| Bismarck, ND MetroSA | | ANNUAL: | \$46,160 | \$31,770 | \$31,770 | \$37,390 | \$60,990 | \$73,240 |
| Employment: | 40 | HOURLY: | \$22.19 | \$15.27 | \$15.27 | \$17.98 | \$29.32 | \$35.21 |
| Fargo, ND-MN MetroSA | | ANNUAL: | \$46,040 | \$31,700 | \$34,100 | \$43,510 | \$59,990 | \$64,310 |
| Employment: | 40 | HOURLY: | \$22.13 | \$15.24 | \$16.39 | \$20.92 | \$28.84 | \$30.92 |
| Grand Forks, ND-MN MetroSA | | ANNUAL: | \$47,180 | \$31,320 | \$37,320 | \$44,720 | \$56,470 | \$73,860 |
| Employment: | 40 | HOURLY: | \$22.68 | \$15.06 | \$17.94 | \$21.50 | \$27.15 | \$35.51 |
| West ND Nonmetro Area | | ANNUAL: | \$44,430 | \$33,160 | \$35,980 | \$44,280 | \$55,040 | \$55,040 |
| Employment: | 30 | HOURLY: | \$21.36 | \$15.94 | \$17.30 | \$21.29 | \$26.46 | \$26.46 |
| East ND Nonmetro Area | | ANNUAL: | \$45,350 | \$37,980 | \$41,540 | \$47,220 | \$47,920 | \$47,920 |
| Employment: | 70 | HOURLY: | \$21.80 | \$18.26 | \$19.97 | \$22.70 | \$23.04 | \$23.04 |

'N/A' indicates data or information cannot be released due to reliability, availability, or confidentiality restrictions. Since a portion of substate employment is not attributed to a region, substate areas will NOT add up to statewide totals. Rounding and the absence of suppressed data may also affect additivity.

| | | WAGE ESTIMATES | | | | | |
|---|-------------------|-------------------|--------------------|--------------------|--------------------------------|--------------------|--------------------|
| | | Average (Mean) | 10th Percentile | 25th Percentile | 50th Percentile (Median) | 75th Percentile | 90th Percentile |
| 27-0000 Arts, Design, Entertainment, Sports, and Media Occupations | | | | | | | |
| Alternate Job Title(s): N/A | | | | | | | |
| North Dakota | Employment: 4,830 | ANNUAL: | \$52,560 | \$28,270 | \$35,260 | \$45,900 | \$78,950 |
| | | HOURLY: | \$25.27 | \$13.59 | \$16.95 | \$22.07 | \$37.96 |
| Region 1 | Employment: 210 | ANNUAL: | \$48,900 | \$28,090 | \$31,200 | \$43,680 | \$70,030 |
| | | HOURLY: | \$23.51 | \$13.50 | \$15.00 | \$21.00 | \$33.67 |
| Region 2 | Employment: 360 | ANNUAL: | \$48,380 | \$25,690 | \$31,340 | \$39,620 | \$70,280 |
| | | HOURLY: | \$23.26 | \$12.35 | \$15.07 | \$19.05 | \$33.79 |
| Region 3 | Employment: 100 | ANNUAL: | \$46,580 | \$25,690 | \$31,100 | \$40,850 | \$72,310 |
| | | HOURLY: | \$22.40 | \$12.35 | \$14.95 | \$19.64 | \$34.77 |
| Region 4 | Employment: 570 | ANNUAL: | \$52,470 | \$28,000 | \$36,120 | \$46,360 | \$81,510 |
| | | HOURLY: | \$25.23 | \$13.46 | \$17.37 | \$22.29 | \$39.19 |
| Region 5 | Employment: 2,040 | ANNUAL: | \$56,440 | \$29,460 | \$36,000 | \$47,040 | \$85,380 |
| | | HOURLY: | \$27.13 | \$14.17 | \$17.31 | \$22.61 | \$41.05 |
| Region 6 | Employment: 230 | ANNUAL: | \$43,940 | \$22,350 | \$30,280 | \$37,610 | \$68,170 |
| | | HOURLY: | \$21.12 | \$10.74 | \$14.56 | \$18.08 | \$32.77 |
| Region 7 | Employment: 1,090 | ANNUAL: | \$50,390 | \$26,240 | \$35,800 | \$46,140 | \$75,450 |
| | | HOURLY: | \$24.22 | \$12.61 | \$17.21 | \$22.18 | \$36.28 |
| Region 8 | Employment: 220 | ANNUAL: | \$49,830 | \$29,680 | \$33,530 | \$47,100 | \$70,260 |
| | | HOURLY: | \$23.96 | \$14.27 | \$16.12 | \$22.65 | \$33.78 |
| Bismarck, ND MetroSA | Employment: 1,030 | ANNUAL: | \$50,600 | \$25,400 | \$35,850 | \$46,140 | \$76,200 |
| | | HOURLY: | \$24.33 | \$12.21 | \$17.24 | \$22.18 | \$36.63 |
| Fargo, ND-MN MetroSA | Employment: 2,210 | ANNUAL: | \$56,290 | \$29,970 | \$36,120 | \$47,040 | \$85,080 |
| | | HOURLY: | \$27.06 | \$14.41 | \$17.37 | \$22.61 | \$40.91 |
| Grand Forks, ND-MN MetroSA | Employment: 590 | ANNUAL: | \$53,300 | \$27,840 | \$36,540 | \$46,690 | \$81,510 |
| | | HOURLY: | \$25.63 | \$13.39 | \$17.57 | \$22.45 | \$39.19 |
| West ND Nonmetro Area | Employment: 850 | ANNUAL: | \$48,770 | \$27,040 | \$31,370 | \$42,060 | \$70,260 |
| | | HOURLY: | \$23.45 | \$13.00 | \$15.08 | \$20.22 | \$33.78 |
| East ND Nonmetro Area | Employment: 470 | ANNUAL: | \$46,660 | \$24,700 | \$31,100 | \$39,580 | \$72,830 |
| | | HOURLY: | \$22.43 | \$11.88 | \$14.95 | \$19.03 | \$35.01 |

27-1011 Art Directors

Alternate Job Title(s): Magazine Designer

Formulate design concepts and presentation approaches for visual productions and media, such as print, broadcasting, video, and film. Direct workers engaged in artwork or layout design. Excludes Set and Exhibit Designers (27-1027).

| | | | | | | | | |
|--------------|----------------|---------|----------|----------|----------|----------|----------|----------|
| North Dakota | Employment: 30 | ANNUAL: | \$67,790 | \$46,580 | \$59,760 | \$63,010 | \$79,690 | \$90,600 |
| | | HOURLY: | \$32.59 | \$22.40 | \$28.73 | \$30.29 | \$38.31 | \$43.56 |
| Region 5 | Employment: 20 | ANNUAL: | \$74,180 | \$56,980 | \$63,010 | \$64,400 | \$90,610 | \$90,610 |
| | | HOURLY: | \$35.66 | \$27.39 | \$30.29 | \$30.96 | \$43.56 | \$43.56 |

'N/A' indicates data or information cannot be released due to reliability, availability, or confidentiality restrictions. Since a portion of substate employment is not attributed to a region, substate areas will NOT add up to statewide totals. Rounding and the absence of suppressed data may also affect additivity.

| | WAGE ESTIMATES | | | | | |
|--|-------------------|--------------------|--------------------|--------------------------------|--------------------|--------------------|
| | Average (Mean) | 10th Percentile | 25th Percentile | 50th Percentile (Median) | 75th Percentile | 90th Percentile |

27-1012 Craft Artists

Alternate Job Title(s): Hand Potter; Metal Crafts Artist; Quilter

Create or reproduce handmade objects for sale and exhibition using a variety of techniques, such as welding, weaving, pottery, and needlecraft.

| | | | | | | | |
|---------------------|----------------|----------|----------|----------|----------|----------|----------|
| North Dakota | ANNUAL: | \$39,150 | \$26,550 | \$27,030 | \$38,160 | \$47,540 | \$65,590 |
| Employment: 10 | HOURLY: | \$18.82 | \$12.77 | \$12.99 | \$18.35 | \$22.86 | \$31.54 |

27-1013 Fine Artists, Including Painters, Sculptors, and Illustrators

Alternate Job Title(s): Ice Sculptor; Political Cartoonist; Scientific Illustrator; Sketch Artist

Create original artwork using any of a wide variety of media and techniques.

| | | | | | | | |
|-----------------------------|----------------|-----------|----------|----------|-----------|-----------|-----------|
| North Dakota | ANNUAL: | N/A | N/A | N/A | N/A | N/A | N/A |
| Employment: 70 | HOURLY: | N/A | N/A | N/A | N/A | N/A | N/A |
| Region 5 | ANNUAL: | \$102,070 | \$52,800 | \$88,590 | \$111,660 | \$115,580 | \$117,650 |
| Employment: 50 | HOURLY: | \$49.07 | \$25.39 | \$42.59 | \$53.68 | \$55.57 | \$56.56 |
| Fargo, ND-MN MetroSA | ANNUAL: | N/A | N/A | N/A | N/A | N/A | N/A |
| Employment: 50 | HOURLY: | N/A | N/A | N/A | N/A | N/A | N/A |

27-1019 Artists and Related Workers, All Other

Alternate Job Title(s): Calligrapher; Tattoo Artist

All artists and related workers not listed separately.

| | | | | | | | |
|-----------------------------|----------------|----------|----------|----------|----------|----------|----------|
| North Dakota | ANNUAL: | \$44,930 | \$24,980 | \$29,330 | \$36,630 | \$64,300 | \$64,300 |
| Employment: 50 | HOURLY: | \$21.60 | \$12.01 | \$14.10 | \$17.61 | \$30.91 | \$30.91 |
| Region 7 | ANNUAL: | \$32,900 | \$24,980 | \$24,980 | \$34,940 | \$36,150 | \$36,690 |
| Employment: 10 | HOURLY: | \$15.82 | \$12.01 | \$12.01 | \$16.80 | \$17.38 | \$17.64 |
| Bismarck, ND MetroSA | ANNUAL: | \$32,900 | \$24,980 | \$24,980 | \$34,940 | \$36,150 | \$36,690 |
| Employment: 10 | HOURLY: | \$15.82 | \$12.01 | \$12.01 | \$16.80 | \$17.38 | \$17.64 |

27-1021 Commercial and Industrial Designers

Alternate Job Title(s): Automobile Designer; Package Designer

Design and develop manufactured products, such as cars, home appliances, and children's toys. Combine artistic talent with research on product use, marketing, and materials to create the most functional and appealing product design.

| | | | | | | | |
|-----------------------------|----------------|----------|----------|----------|----------|----------|----------|
| North Dakota | ANNUAL: | \$53,420 | \$19,460 | \$19,460 | \$55,340 | \$93,230 | \$97,200 |
| Employment: 20 | HOURLY: | \$25.68 | \$9.36 | \$9.36 | \$26.61 | \$44.82 | \$46.73 |
| Region 5 | ANNUAL: | \$60,280 | \$19,120 | \$52,180 | \$56,490 | \$93,230 | \$95,550 |
| Employment: 10 | HOURLY: | \$28.98 | \$9.19 | \$25.09 | \$27.16 | \$44.82 | \$45.94 |
| Fargo, ND-MN MetroSA | ANNUAL: | \$65,120 | \$19,120 | \$52,180 | \$60,310 | \$93,230 | \$95,550 |
| Employment: 10 | HOURLY: | \$31.31 | \$9.19 | \$25.09 | \$29.00 | \$44.82 | \$45.94 |

'N/A' indicates data or information cannot be released due to reliability, availability, or confidentiality restrictions. Since a portion of substate employment is not attributed to a region, substate areas will NOT add up to statewide totals. Rounding and the absence of suppressed data may also affect additivity.

| | | | WAGE ESTIMATES | | | | | |
|--|-----|---------|-------------------|--------------------|--------------------|--------------------------------|--------------------|--------------------|
| | | | Average (Mean) | 10th Percentile | 25th Percentile | 50th Percentile (Median) | 75th Percentile | 90th Percentile |
| 27-1023 Floral Designers | | | | | | | | |
| Alternate Job Title(s): Corsage Maker; Florist; Flower Arranger | | | | | | | | |
| Design, cut, and arrange live, dried, or artificial flowers and foliage. | | | | | | | | |
| North Dakota | | ANNUAL: | \$33,440 | \$26,510 | \$29,750 | \$31,340 | \$37,040 | \$40,620 |
| Employment: | 170 | HOURLY: | \$16.08 | \$12.74 | \$14.30 | \$15.07 | \$17.81 | \$19.53 |
| Region 1 | | ANNUAL: | \$32,070 | \$29,660 | \$30,290 | \$30,390 | \$36,420 | \$38,220 |
| Employment: | 20 | HOURLY: | \$15.42 | \$14.26 | \$14.56 | \$14.61 | \$17.51 | \$18.37 |
| Region 2 | | ANNUAL: | \$34,320 | \$29,980 | \$31,340 | \$31,340 | \$39,620 | \$39,620 |
| Employment: | 20 | HOURLY: | \$16.50 | \$14.41 | \$15.07 | \$15.07 | \$19.05 | \$19.05 |
| Region 4 | | ANNUAL: | \$32,130 | \$27,510 | \$28,790 | \$30,500 | \$36,400 | \$39,650 |
| Employment: | 20 | HOURLY: | \$15.45 | \$13.23 | \$13.84 | \$14.66 | \$17.50 | \$19.06 |
| Region 5 | | ANNUAL: | \$35,540 | \$26,510 | \$29,130 | \$32,500 | \$40,130 | \$47,390 |
| Employment: | 40 | HOURLY: | \$17.09 | \$12.74 | \$14.01 | \$15.63 | \$19.29 | \$22.78 |
| Region 6 | | ANNUAL: | \$34,190 | \$20,340 | \$27,540 | \$38,730 | \$40,620 | \$40,620 |
| Employment: | 10 | HOURLY: | \$16.44 | \$9.78 | \$13.24 | \$18.62 | \$19.53 | \$19.53 |
| Region 7 | | ANNUAL: | \$33,380 | \$29,340 | \$29,750 | \$32,420 | \$35,860 | \$43,680 |
| Employment: | 40 | HOURLY: | \$16.05 | \$14.11 | \$14.30 | \$15.59 | \$17.24 | \$21.00 |
| Region 8 | | ANNUAL: | \$33,060 | \$30,050 | \$30,760 | \$31,340 | \$37,140 | \$38,670 |
| Employment: | 30 | HOURLY: | \$15.90 | \$14.45 | \$14.79 | \$15.07 | \$17.85 | \$18.59 |
| Bismarck, ND MetroSA | | ANNUAL: | \$33,410 | \$29,340 | \$29,750 | \$32,420 | \$35,850 | \$43,680 |
| Employment: | 40 | HOURLY: | \$16.06 | \$14.11 | \$14.30 | \$15.59 | \$17.24 | \$21.00 |
| Fargo, ND-MN MetroSA | | ANNUAL: | \$35,610 | \$26,510 | \$29,130 | \$32,500 | \$40,130 | \$44,790 |
| Employment: | 40 | HOURLY: | \$17.12 | \$12.74 | \$14.01 | \$15.63 | \$19.29 | \$21.53 |
| Grand Forks, ND-MN MetroSA | | ANNUAL: | \$31,780 | \$25,540 | \$28,700 | \$29,670 | \$36,400 | \$39,660 |
| Employment: | 20 | HOURLY: | \$15.28 | \$12.28 | \$13.80 | \$14.27 | \$17.50 | \$19.07 |
| West ND Nonmetro Area | | ANNUAL: | \$33,040 | \$29,980 | \$30,390 | \$31,340 | \$36,800 | \$39,620 |
| Employment: | 70 | HOURLY: | \$15.89 | \$14.41 | \$14.61 | \$15.07 | \$17.69 | \$19.05 |
| East ND Nonmetro Area | | ANNUAL: | \$31,500 | \$20,340 | \$26,380 | \$30,660 | \$38,760 | \$40,620 |
| Employment: | 20 | HOURLY: | \$15.15 | \$9.78 | \$12.69 | \$14.74 | \$18.63 | \$19.53 |

'N/A' indicates data or information cannot be released due to reliability, availability, or confidentiality restrictions. Since a portion of substate employment is not attributed to a region, substate areas will NOT add up to statewide totals. Rounding and the absence of suppressed data may also affect additivity.

| | | | WAGE ESTIMATES | | | | | |
|--|-----|---------|-------------------|--------------------|--------------------|--------------------------------|--------------------|--------------------|
| | | | Average (Mean) | 10th Percentile | 25th Percentile | 50th Percentile (Median) | 75th Percentile | 90th Percentile |
| 27-1024 Graphic Designers | | | | | | | | |
| Alternate Job Title(s): Graphic Artist; Visual Designer | | | | | | | | |
| Design or create graphics to meet specific commercial or promotional needs, such as packaging, displays, or logos. May use a variety of mediums to achieve artistic or decorative effects. Excludes Web and Digital Interface Designers (15-1255). | | | | | | | | |
| North Dakota | | ANNUAL: | \$48,070 | \$32,860 | \$39,530 | \$46,140 | \$55,740 | \$65,750 |
| Employment: | 520 | HOURLY: | \$23.11 | \$15.80 | \$19.01 | \$22.19 | \$26.80 | \$31.61 |
| Region 2 | | ANNUAL: | \$42,020 | \$25,690 | \$25,690 | \$42,060 | \$47,620 | \$64,630 |
| Employment: | 30 | HOURLY: | \$20.20 | \$12.35 | \$12.35 | \$20.22 | \$22.90 | \$31.07 |
| Region 4 | | ANNUAL: | \$51,010 | \$36,000 | \$40,600 | \$46,820 | \$60,460 | \$78,500 |
| Employment: | 50 | HOURLY: | \$24.52 | \$17.31 | \$19.52 | \$22.51 | \$29.07 | \$37.74 |
| Region 5 | | ANNUAL: | \$48,110 | \$33,380 | \$38,590 | \$46,790 | \$55,210 | \$65,720 |
| Employment: | 260 | HOURLY: | \$23.13 | \$16.05 | \$18.55 | \$22.49 | \$26.54 | \$31.60 |
| Region 6 | | ANNUAL: | \$45,570 | \$33,650 | \$36,440 | \$44,630 | \$53,890 | \$64,370 |
| Employment: | 20 | HOURLY: | \$21.91 | \$16.18 | \$17.52 | \$21.46 | \$25.91 | \$30.94 |
| Region 7 | | ANNUAL: | \$49,810 | \$33,960 | \$41,260 | \$47,590 | \$57,810 | \$66,210 |
| Employment: | 120 | HOURLY: | \$23.95 | \$16.33 | \$19.84 | \$22.88 | \$27.79 | \$31.83 |
| Region 8 | | ANNUAL: | \$51,370 | \$37,080 | \$42,060 | \$54,680 | \$58,480 | \$71,430 |
| Employment: | 20 | HOURLY: | \$24.70 | \$17.83 | \$20.22 | \$26.29 | \$28.12 | \$34.34 |
| Bismarck, ND MetroSA | | ANNUAL: | \$50,650 | \$35,920 | \$41,260 | \$48,270 | \$57,840 | \$66,990 |
| Employment: | 110 | HOURLY: | \$24.35 | \$17.27 | \$19.84 | \$23.21 | \$27.81 | \$32.21 |
| Fargo, ND-MN MetroSA | | ANNUAL: | \$48,450 | \$33,000 | \$37,770 | \$46,820 | \$55,210 | \$66,860 |
| Employment: | 290 | HOURLY: | \$23.29 | \$15.87 | \$18.16 | \$22.51 | \$26.54 | \$32.15 |
| Grand Forks, ND-MN MetroSA | | ANNUAL: | \$50,940 | \$36,000 | \$40,400 | \$46,800 | \$60,280 | \$78,500 |
| Employment: | 60 | HOURLY: | \$24.49 | \$17.31 | \$19.42 | \$22.50 | \$28.98 | \$37.74 |
| West ND Nonmetro Area | | ANNUAL: | \$43,720 | \$25,690 | \$32,140 | \$42,060 | \$53,210 | \$64,630 |
| Employment: | 60 | HOURLY: | \$21.02 | \$12.35 | \$15.45 | \$20.22 | \$25.58 | \$31.07 |
| East ND Nonmetro Area | | ANNUAL: | \$43,300 | \$25,690 | \$33,650 | \$42,060 | \$46,550 | \$64,360 |
| Employment: | 40 | HOURLY: | \$20.82 | \$12.35 | \$16.18 | \$20.22 | \$22.38 | \$30.94 |

'N/A' indicates data or information cannot be released due to reliability, availability, or confidentiality restrictions. Since a portion of substate employment is not attributed to a region, substate areas will NOT add up to statewide totals. Rounding and the absence of suppressed data may also affect additivity.

| | | | WAGE ESTIMATES | | | | | |
|---|-----|----------------|-------------------|--------------------|--------------------|--------------------------------|--------------------|--------------------|
| | | | Average (Mean) | 10th Percentile | 25th Percentile | 50th Percentile (Median) | 75th Percentile | 90th Percentile |
| 27-1025 Interior Designers | | | | | | | | |
| Alternate Job Title(s): Home Lighting Adviser; Interior Decorator; Kitchen Designer | | | | | | | | |
| Plan, design, and furnish the internal space of rooms or buildings. Design interior environments or create physical layouts that are practical, aesthetic, and conducive to the intended purposes. May specialize in a particular field, style, or phase of interior design. Excludes Merchandise Displayers and Window Trimmers (27-1026). | | | | | | | | |
| North Dakota | | ANNUAL: | \$47,690 | \$28,610 | \$30,950 | \$45,580 | \$55,120 | \$69,770 |
| Employment: | 100 | HOURLY: | \$22.93 | \$13.75 | \$14.88 | \$21.91 | \$26.50 | \$33.54 |
| Region 4 | | ANNUAL: | \$52,830 | \$29,120 | \$43,230 | \$50,240 | \$62,780 | \$71,150 |
| Employment: | 10 | HOURLY: | \$25.40 | \$14.00 | \$20.78 | \$24.15 | \$30.18 | \$34.21 |
| Region 5 | | ANNUAL: | \$53,240 | \$30,950 | \$43,740 | \$48,060 | \$66,050 | \$69,870 |
| Employment: | 50 | HOURLY: | \$25.60 | \$14.88 | \$21.03 | \$23.10 | \$31.75 | \$33.59 |
| Region 7 | | ANNUAL: | \$44,600 | \$33,740 | \$42,900 | \$45,580 | \$46,430 | \$60,650 |
| Employment: | 10 | HOURLY: | \$21.44 | \$16.22 | \$20.62 | \$21.91 | \$22.32 | \$29.16 |
| Bismarck, ND MetroSA | | ANNUAL: | \$45,750 | \$34,830 | \$42,900 | \$45,570 | \$46,430 | \$60,650 |
| Employment: | 10 | HOURLY: | \$22.00 | \$16.74 | \$20.62 | \$21.91 | \$22.32 | \$29.16 |
| Fargo, ND-MN MetroSA | | ANNUAL: | \$53,640 | \$31,200 | \$43,740 | \$48,640 | \$66,040 | \$69,870 |
| Employment: | 60 | HOURLY: | \$25.79 | \$15.00 | \$21.03 | \$23.38 | \$31.75 | \$33.59 |
| Grand Forks, ND-MN MetroSA | | ANNUAL: | \$56,840 | \$39,840 | \$45,240 | \$50,250 | \$69,050 | \$80,490 |
| Employment: | 20 | HOURLY: | \$27.33 | \$19.16 | \$21.75 | \$24.16 | \$33.20 | \$38.70 |

27-1026 Merchandise Displayers and Window Trimmers**Alternate Job Title(s):** Display Artist; Mannequin Decorator; Window Decorator

Plan and erect commercial displays, such as those in windows and interiors of retail stores and at trade exhibitions.

| | | | | | | | | |
|-----------------------------------|-----|----------------|----------|----------|----------|----------|----------|----------|
| North Dakota | | ANNUAL: | \$40,650 | \$32,900 | \$35,850 | \$37,570 | \$45,250 | \$46,760 |
| Employment: | 530 | HOURLY: | \$19.54 | \$15.82 | \$17.23 | \$18.06 | \$21.76 | \$22.48 |
| Region 2 | | ANNUAL: | \$39,820 | \$30,280 | \$34,830 | \$37,580 | \$44,400 | \$46,850 |
| Employment: | 50 | HOURLY: | \$19.14 | \$14.56 | \$16.74 | \$18.07 | \$21.35 | \$22.52 |
| Region 4 | | ANNUAL: | \$41,350 | \$35,050 | \$36,120 | \$39,440 | \$44,140 | \$47,590 |
| Employment: | 80 | HOURLY: | \$19.88 | \$16.85 | \$17.37 | \$18.96 | \$21.22 | \$22.88 |
| Region 5 | | ANNUAL: | \$40,620 | \$31,970 | \$35,260 | \$37,010 | \$45,550 | \$46,170 |
| Employment: | 210 | HOURLY: | \$19.53 | \$15.37 | \$16.95 | \$17.79 | \$21.90 | \$22.20 |
| Region 7 | | ANNUAL: | \$40,180 | \$32,900 | \$35,360 | \$37,240 | \$45,840 | \$45,990 |
| Employment: | 100 | HOURLY: | \$19.31 | \$15.82 | \$17.00 | \$17.91 | \$22.04 | \$22.11 |
| Bismarck, ND MetroSA | | ANNUAL: | \$40,180 | \$32,900 | \$35,360 | \$37,240 | \$45,840 | \$46,000 |
| Employment: | 100 | HOURLY: | \$19.32 | \$15.82 | \$17.00 | \$17.91 | \$22.04 | \$22.11 |
| Fargo, ND-MN MetroSA | | ANNUAL: | \$40,130 | \$31,970 | \$35,260 | \$37,360 | \$45,370 | \$46,010 |
| Employment: | 240 | HOURLY: | \$19.29 | \$15.37 | \$16.95 | \$17.96 | \$21.81 | \$22.12 |
| Grand Forks, ND-MN MetroSA | | ANNUAL: | \$40,390 | \$34,040 | \$36,130 | \$39,440 | \$44,140 | \$45,350 |
| Employment: | 80 | HOURLY: | \$19.42 | \$16.37 | \$17.37 | \$18.96 | \$21.22 | \$21.80 |
| West ND Nonmetro Area | | ANNUAL: | \$40,300 | \$30,280 | \$36,170 | \$37,580 | \$42,760 | \$46,830 |
| Employment: | 100 | HOURLY: | \$19.38 | \$14.56 | \$17.39 | \$18.07 | \$20.56 | \$22.52 |

'N/A' indicates data or information cannot be released due to reliability, availability, or confidentiality restrictions. Since a portion of substate employment is not attributed to a region, substate areas will NOT add up to statewide totals. Rounding and the absence of suppressed data may also affect additivity.

| | WAGE ESTIMATES | | | | | |
|--|-------------------|--------------------|--------------------|--------------------------------|--------------------|--------------------|
| | Average (Mean) | 10th Percentile | 25th Percentile | 50th Percentile (Median) | 75th Percentile | 90th Percentile |

27-2011 Actors

Alternate Job Title(s): Actress; Dramatic Reader; Voice-Over Artist

Play parts in stage, television, radio, video, or film productions, or other settings for entertainment, information, or instruction. Interpret serious or comic role by speech, gesture, and body movement to entertain or inform audience. May dance and sing.

| | | | | | | | |
|-----------------------------|----|----------------|---------|--------|---------|---------|---------|
| North Dakota | | ANNUAL: | N/A | N/A | N/A | N/A | N/A |
| Employment: | 10 | HOURLY: | \$20.26 | \$9.37 | \$11.10 | \$21.65 | \$23.90 |
| Region 5 | | ANNUAL: | N/A | N/A | N/A | N/A | N/A |
| Employment: | 10 | HOURLY: | \$20.15 | \$9.37 | \$11.10 | \$20.33 | \$23.90 |
| Fargo, ND-MN MetroSA | | ANNUAL: | N/A | N/A | N/A | N/A | N/A |
| Employment: | 10 | HOURLY: | \$20.15 | \$9.37 | \$11.10 | \$20.33 | \$23.90 |

27-2012 Producers and Directors

Alternate Job Title(s): Casting Director; Independent Film Maker; Stage Manager

Produce or direct stage, television, radio, video, or film productions for entertainment, information, or instruction. Responsible for creative decisions, such as interpretation of script, choice of actors or guests, set design, sound, special effects, and choreography.

| | | | | | | | | |
|-----------------------------------|-----|----------------|----------|----------|----------|----------|----------|----------|
| North Dakota | | ANNUAL: | \$55,540 | \$34,080 | \$38,280 | \$50,470 | \$61,780 | \$78,720 |
| Employment: | 180 | HOURLY: | \$26.70 | \$16.39 | \$18.41 | \$24.27 | \$29.70 | \$37.85 |
| Region 4 | | ANNUAL: | \$53,990 | \$43,750 | \$43,770 | \$49,980 | \$59,050 | \$75,160 |
| Employment: | 10 | HOURLY: | \$25.95 | \$21.03 | \$21.04 | \$24.03 | \$28.39 | \$36.13 |
| Region 5 | | ANNUAL: | \$55,960 | \$34,120 | \$37,190 | \$47,660 | \$61,900 | \$92,720 |
| Employment: | 80 | HOURLY: | \$26.91 | \$16.41 | \$17.88 | \$22.91 | \$29.76 | \$44.58 |
| Region 7 | | ANNUAL: | \$58,010 | \$37,920 | \$43,580 | \$50,480 | \$61,180 | \$92,930 |
| Employment: | 50 | HOURLY: | \$27.89 | \$18.23 | \$20.95 | \$24.27 | \$29.41 | \$44.68 |
| Bismarck, ND MetroSA | | ANNUAL: | \$58,100 | \$37,920 | \$43,580 | \$50,480 | \$61,180 | \$92,930 |
| Employment: | 50 | HOURLY: | \$27.93 | \$18.23 | \$20.95 | \$24.27 | \$29.41 | \$44.68 |
| Fargo, ND-MN MetroSA | | ANNUAL: | \$58,370 | \$34,120 | \$38,220 | \$50,380 | \$61,900 | \$93,230 |
| Employment: | 80 | HOURLY: | \$28.06 | \$16.41 | \$18.38 | \$24.22 | \$29.76 | \$44.82 |
| Grand Forks, ND-MN MetroSA | | ANNUAL: | \$53,520 | \$43,750 | \$43,770 | \$49,980 | \$66,990 | \$72,960 |
| Employment: | 10 | HOURLY: | \$25.73 | \$21.03 | \$21.04 | \$24.03 | \$32.21 | \$35.08 |
| West ND Nonmetro Area | | ANNUAL: | \$51,890 | \$33,530 | \$37,170 | \$51,270 | \$59,060 | \$75,160 |
| Employment: | 20 | HOURLY: | \$24.95 | \$16.12 | \$17.87 | \$24.65 | \$28.39 | \$36.14 |

'N/A' indicates data or information cannot be released due to reliability, availability, or confidentiality restrictions. Since a portion of substate employment is not attributed to a region, substate areas will NOT add up to statewide totals. Rounding and the absence of suppressed data may also affect additivity.

| | | | WAGE ESTIMATES | | | | | |
|--|---------|--|-------------------|--------------------|--------------------|--------------------------------|--------------------|--------------------|
| | | | Average (Mean) | 10th Percentile | 25th Percentile | 50th Percentile (Median) | 75th Percentile | 90th Percentile |
| 27-2022 Coaches and Scouts | | | | | | | | |
| Alternate Job Title(s): Baseball Scout; Boxing Coach; Football Coach | | | | | | | | |
| Instruct or coach groups or individuals in the fundamentals of sports for the primary purpose of competition. Demonstrate techniques and methods of participation. May evaluate athletes' strengths and weaknesses as possible recruits or to improve the athletes' technique to prepare them for competition. Those required to hold teaching certifications should be reported in the appropriate teaching category. Excludes Athletic Trainers (29-9091). | | | | | | | | |
| North Dakota | ANNUAL: | | \$46,440 | \$23,020 | \$29,150 | \$38,210 | \$49,730 | \$75,230 |
| Employment: 1,120 | HOURLY: | | N/A | N/A | N/A | N/A | N/A | N/A |
| Region 1 | ANNUAL: | | \$33,650 | \$20,820 | \$22,400 | \$30,570 | \$38,960 | \$52,190 |
| Employment: 30 | HOURLY: | | N/A | N/A | N/A | N/A | N/A | N/A |
| Region 2 | ANNUAL: | | \$38,110 | \$20,800 | \$27,040 | \$35,530 | \$50,530 | \$52,190 |
| Employment: 110 | HOURLY: | | N/A | N/A | N/A | N/A | N/A | N/A |
| Region 3 | ANNUAL: | | \$51,080 | \$24,700 | \$27,300 | \$30,850 | \$52,190 | \$72,840 |
| Employment: 10 | HOURLY: | | N/A | N/A | N/A | N/A | N/A | N/A |
| Region 4 | ANNUAL: | | \$59,440 | \$25,270 | \$30,160 | \$47,720 | \$64,470 | \$83,080 |
| Employment: 120 | HOURLY: | | N/A | N/A | N/A | N/A | N/A | N/A |
| Region 5 | ANNUAL: | | \$49,050 | \$25,310 | \$30,520 | \$40,790 | \$54,460 | \$84,720 |
| Employment: 470 | HOURLY: | | N/A | N/A | N/A | N/A | N/A | N/A |
| Region 6 | ANNUAL: | | \$39,230 | \$22,350 | \$22,350 | \$30,240 | \$48,350 | \$51,000 |
| Employment: 70 | HOURLY: | | N/A | N/A | N/A | N/A | N/A | N/A |
| Region 7 | ANNUAL: | | \$38,700 | \$22,570 | \$25,030 | \$30,620 | \$48,070 | \$62,200 |
| Employment: 220 | HOURLY: | | N/A | N/A | N/A | N/A | N/A | N/A |
| Region 8 | ANNUAL: | | \$54,390 | \$30,490 | \$35,730 | \$49,290 | \$49,290 | \$75,240 |
| Employment: 80 | HOURLY: | | N/A | N/A | N/A | N/A | N/A | N/A |
| Bismarck, ND MetroSA | ANNUAL: | | \$39,080 | \$22,570 | \$25,030 | \$30,620 | \$48,070 | \$63,270 |
| Employment: 210 | HOURLY: | | N/A | N/A | N/A | N/A | N/A | N/A |
| Fargo, ND-MN MetroSA | ANNUAL: | | \$48,300 | \$25,340 | \$30,520 | \$41,670 | \$54,460 | \$84,720 |
| Employment: 500 | HOURLY: | | N/A | N/A | N/A | N/A | N/A | N/A |
| Grand Forks, ND-MN MetroSA | ANNUAL: | | \$60,570 | \$25,270 | \$30,160 | \$47,720 | \$64,470 | \$96,420 |
| Employment: 140 | HOURLY: | | N/A | N/A | N/A | N/A | N/A | N/A |
| West ND Nonmetro Area | ANNUAL: | | \$42,700 | \$20,820 | \$28,100 | \$36,020 | \$49,290 | \$63,510 |
| Employment: 230 | HOURLY: | | N/A | N/A | N/A | N/A | N/A | N/A |
| East ND Nonmetro Area | ANNUAL: | | \$48,200 | \$22,350 | \$24,700 | \$37,030 | \$50,270 | \$75,440 |
| Employment: 120 | HOURLY: | | N/A | N/A | N/A | N/A | N/A | N/A |

'N/A' indicates data or information cannot be released due to reliability, availability, or confidentiality restrictions. Since a portion of substate employment is not attributed to a region, substate areas will NOT add up to statewide totals. Rounding and the absence of suppressed data may also affect additivity.

| | WAGE ESTIMATES | | | | | |
|--|-------------------|--------------------|--------------------|--------------------------------|--------------------|--------------------|
| | Average (Mean) | 10th Percentile | 25th Percentile | 50th Percentile (Median) | 75th Percentile | 90th Percentile |

27-2023 Umpires, Referees, and Other Sports Officials

Alternate Job Title(s): Athletic Events Scorer; Paddock Judge; Race Starter

Officiate at competitive athletic or sporting events. Detect infractions of rules and decide penalties according to established regulations. Includes all sporting officials, referees, and competition judges.

| | | | | | | | |
|-----------------------------|----------------|----------|----------|----------|----------|----------|----------|
| North Dakota | ANNUAL: | \$45,620 | \$21,770 | \$39,270 | \$49,380 | \$50,150 | \$65,300 |
| Employment: 130 | HOURLY: | N/A | N/A | N/A | N/A | N/A | N/A |
| Region 7 | ANNUAL: | \$46,710 | \$21,770 | \$39,280 | \$49,620 | \$65,290 | \$65,300 |
| Employment: 80 | HOURLY: | N/A | N/A | N/A | N/A | N/A | N/A |
| Bismarck, ND MetroSA | ANNUAL: | \$46,710 | \$21,770 | \$39,280 | \$49,620 | \$65,290 | \$65,300 |
| Employment: 80 | HOURLY: | N/A | N/A | N/A | N/A | N/A | N/A |

27-2042 Musicians and Singers

Alternate Job Title(s): Instrumentalist; Oboist; Rapper

Play one or more musical instruments or sing. May perform on stage, for broadcasting, or for sound or video recording.

| | | | | | | | |
|---------------------|----------------|---------|---------|---------|---------|---------|---------|
| North Dakota | ANNUAL: | N/A | N/A | N/A | N/A | N/A | N/A |
| Employment: 30 | HOURLY: | \$33.42 | \$13.97 | \$17.41 | \$28.30 | \$39.47 | \$43.21 |

27-2091 Disc Jockeys, Except Radio

Alternate Job Title(s): Club DJ; DeeJay; DJ

Play prerecorded music for live audiences at venues or events such as clubs, parties, or wedding receptions. May use techniques such as mixing, cutting, or sampling to manipulate recordings. May also perform as emcee (master of ceremonies). Radio disc jockeys are included in Broadcast Announcers and Radio Disc Jockeys (27-3011). Excludes Musicians and Singers (27-2042), Audio and Video Technicians (27-4011), and Sound Engineering Technicians (27-4014).

| | | | | | | | |
|---------------------|----------------|---------|---------|---------|---------|---------|---------|
| North Dakota | ANNUAL: | N/A | N/A | N/A | N/A | N/A | N/A |
| Employment: 60 | HOURLY: | \$30.94 | \$15.32 | \$23.00 | \$24.06 | \$45.61 | \$46.77 |
| Region 5 | ANNUAL: | N/A | N/A | N/A | N/A | N/A | N/A |
| Employment: 50 | HOURLY: | \$32.05 | \$16.32 | \$23.00 | \$25.18 | \$45.61 | \$48.99 |

'N/A' indicates data or information cannot be released due to reliability, availability, or confidentiality restrictions. Since a portion of substate employment is not attributed to a region, substate areas will NOT add up to statewide totals. Rounding and the absence of suppressed data may also affect additivity.

| | | WAGE ESTIMATES | | | | | |
|--|--|-------------------|--------------------|--------------------|--------------------------------|--------------------|--------------------|
| | | Average (Mean) | 10th Percentile | 25th Percentile | 50th Percentile (Median) | 75th Percentile | 90th Percentile |
| 27-3011 Broadcast Announcers and Radio Disc Jockeys | | | | | | | |
| Alternate Job Title(s): Game Show Host; Radio Disc Jockey; Talk Show Host | | | | | | | |
| Speak or read from scripted materials, such as news reports or commercial messages, on radio, television, or other communications media. May play and queue music, announce artist or title of performance, identify station, or interview guests. Excludes News Analysts, Reporters, and Journalists (27-3023). | | | | | | | |
| North Dakota | | ANNUAL: | \$48,520 | \$27,130 | \$35,480 | \$44,390 | \$53,400 |
| Employment: 200 | | HOURLY: | \$23.33 | \$13.04 | \$17.06 | \$21.34 | \$25.68 |
| Region 2 | | ANNUAL: | \$45,500 | \$24,270 | \$35,870 | \$41,670 | \$53,400 |
| Employment: 20 | | HOURLY: | \$21.88 | \$11.67 | \$17.25 | \$20.04 | \$25.68 |
| Region 4 | | ANNUAL: | \$42,470 | \$26,210 | \$27,630 | \$37,240 | \$46,690 |
| Employment: 30 | | HOURLY: | \$20.42 | \$12.60 | \$13.28 | \$17.91 | \$22.44 |
| Region 5 | | ANNUAL: | \$52,890 | \$27,130 | \$35,480 | \$47,620 | \$52,540 |
| Employment: 80 | | HOURLY: | \$25.43 | \$13.04 | \$17.06 | \$22.89 | \$25.26 |
| Region 7 | | ANNUAL: | \$51,240 | \$29,490 | \$39,010 | \$44,920 | \$59,870 |
| Employment: 30 | | HOURLY: | \$24.63 | \$14.18 | \$18.75 | \$21.60 | \$28.78 |
| Bismarck, ND MetroSA | | ANNUAL: | \$50,710 | \$29,490 | \$39,010 | \$44,920 | \$59,870 |
| Employment: 30 | | HOURLY: | \$24.38 | \$14.18 | \$18.75 | \$21.60 | \$28.79 |
| Fargo, ND-MN MetroSA | | ANNUAL: | \$52,580 | \$27,130 | \$35,480 | \$47,620 | \$52,540 |
| Employment: 80 | | HOURLY: | \$25.28 | \$13.04 | \$17.06 | \$22.89 | \$25.26 |
| Grand Forks, ND-MN MetroSA | | ANNUAL: | \$42,550 | \$26,210 | \$27,630 | \$37,440 | \$46,690 |
| Employment: 30 | | HOURLY: | \$20.46 | \$12.60 | \$13.28 | \$18.00 | \$22.45 |
| West ND Nonmetro Area | | ANNUAL: | \$44,510 | \$29,680 | \$35,700 | \$41,670 | \$53,400 |
| Employment: 40 | | HOURLY: | \$21.40 | \$14.27 | \$17.17 | \$20.04 | \$25.68 |

27-3023 News Analysts, Reporters, and Journalists**Alternate Job Title(s):** Columnist; Correspondent; Film Critic; News Anchor

Narrate or write news stories, reviews, or commentary for print, broadcast, or other communications media such as newspapers, magazines, radio, or television. May collect and analyze information through interview, investigation, or observation.

| | | | | | | | | |
|------------------------------|--|---------|----------|----------|----------|----------|----------|----------|
| North Dakota | | ANNUAL: | \$56,810 | \$35,400 | \$36,230 | \$44,670 | \$68,810 | \$70,030 |
| Employment: 240 | | HOURLY: | \$27.31 | \$17.02 | \$17.42 | \$21.47 | \$33.08 | \$33.67 |
| Region 5 | | ANNUAL: | \$56,530 | \$36,230 | \$36,230 | \$46,410 | \$68,820 | \$70,030 |
| Employment: 120 | | HOURLY: | \$27.18 | \$17.42 | \$17.42 | \$22.31 | \$33.08 | \$33.67 |
| Region 7 | | ANNUAL: | \$50,190 | \$35,830 | \$36,210 | \$39,770 | \$62,460 | \$70,030 |
| Employment: 60 | | HOURLY: | \$24.13 | \$17.22 | \$17.41 | \$19.12 | \$30.03 | \$33.67 |
| Fargo, ND-MN MetroSA | | ANNUAL: | \$55,590 | \$35,270 | \$36,230 | \$45,420 | \$68,810 | \$68,810 |
| Employment: 120 | | HOURLY: | \$26.72 | \$16.96 | \$17.42 | \$21.84 | \$33.08 | \$33.08 |
| West ND Nonmetro Area | | ANNUAL: | N/A | N/A | N/A | N/A | N/A | N/A |
| Employment: 40 | | HOURLY: | N/A | N/A | N/A | N/A | N/A | N/A |
| East ND Nonmetro Area | | ANNUAL: | \$46,320 | \$34,520 | \$35,920 | \$37,190 | \$55,960 | \$70,030 |
| Employment: 30 | | HOURLY: | \$22.27 | \$16.60 | \$17.27 | \$17.88 | \$26.90 | \$33.67 |

'N/A' indicates data or information cannot be released due to reliability, availability, or confidentiality restrictions. Since a portion of substate employment is not attributed to a region, substate areas will NOT add up to statewide totals. Rounding and the absence of suppressed data may also affect additivity.

| | | | WAGE ESTIMATES | | | | | | |
|---|-----|--|-------------------|--------------------|--------------------|--------------------------------|--------------------|--------------------|-----------|
| | | | Average (Mean) | 10th Percentile | 25th Percentile | 50th Percentile (Median) | 75th Percentile | 90th Percentile | |
| 27-3031 Public Relations Specialists | | | | | | | | | |
| Alternate Job Title(s): Lobbyist; Press Secretary; Publicity Writer | | | | | | | | | |
| Promote or create an intended public image for individuals, groups, or organizations. May write or select material for release to various communications media. May specialize in using social media. | | | | | | | | | |
| North Dakota | | | ANNUAL: | \$71,740 | \$46,870 | \$53,420 | \$66,930 | \$83,600 | \$106,490 |
| Employment: | 480 | | HOURLY: | \$34.49 | \$22.53 | \$25.68 | \$32.18 | \$40.19 | \$51.20 |
| Region 1 | | | ANNUAL: | \$80,750 | \$52,480 | \$54,490 | \$69,300 | \$100,040 | \$136,810 |
| Employment: | 30 | | HOURLY: | \$38.82 | \$25.23 | \$26.20 | \$33.32 | \$48.10 | \$65.77 |
| Region 2 | | | ANNUAL: | \$76,460 | \$49,600 | \$52,480 | \$66,210 | \$76,920 | \$136,820 |
| Employment: | 20 | | HOURLY: | \$36.76 | \$23.85 | \$25.23 | \$31.83 | \$36.98 | \$65.78 |
| Region 4 | | | ANNUAL: | \$70,600 | \$51,320 | \$51,320 | \$63,340 | \$80,790 | \$102,270 |
| Employment: | 50 | | HOURLY: | \$33.94 | \$24.67 | \$24.67 | \$30.45 | \$38.84 | \$49.17 |
| Region 5 | | | ANNUAL: | \$73,510 | \$44,390 | \$54,560 | \$69,810 | \$88,400 | \$106,620 |
| Employment: | 140 | | HOURLY: | \$35.34 | \$21.34 | \$26.23 | \$33.56 | \$42.50 | \$51.26 |
| Region 6 | | | ANNUAL: | \$53,670 | \$27,880 | \$35,980 | \$50,710 | \$77,190 | \$79,600 |
| Employment: | 20 | | HOURLY: | \$25.80 | \$13.41 | \$17.30 | \$24.38 | \$37.11 | \$38.27 |
| Region 7 | | | ANNUAL: | \$71,140 | \$50,740 | \$54,180 | \$67,320 | \$80,280 | \$102,770 |
| Employment: | 180 | | HOURLY: | \$34.20 | \$24.39 | \$26.05 | \$32.36 | \$38.60 | \$49.41 |
| Region 8 | | | ANNUAL: | \$67,030 | \$41,080 | \$51,080 | \$53,340 | \$70,260 | \$136,810 |
| Employment: | 20 | | HOURLY: | \$32.22 | \$19.75 | \$24.56 | \$25.65 | \$33.78 | \$65.77 |
| Bismarck, ND MetroSA | | | ANNUAL: | \$71,510 | \$51,810 | \$54,350 | \$67,320 | \$80,280 | \$102,770 |
| Employment: | 170 | | HOURLY: | \$34.38 | \$24.91 | \$26.13 | \$32.36 | \$38.60 | \$49.41 |
| Fargo, ND-MN MetroSA | | | ANNUAL: | \$71,200 | \$43,720 | \$53,420 | \$67,800 | \$88,400 | \$103,170 |
| Employment: | 160 | | HOURLY: | \$34.23 | \$21.02 | \$25.68 | \$32.59 | \$42.50 | \$49.60 |
| Grand Forks, ND-MN MetroSA | | | ANNUAL: | \$66,590 | \$44,790 | \$51,320 | \$59,610 | \$80,690 | \$99,550 |
| Employment: | 70 | | HOURLY: | \$32.02 | \$21.53 | \$24.67 | \$28.66 | \$38.80 | \$47.86 |
| West ND Nonmetro Area | | | ANNUAL: | \$74,180 | \$50,710 | \$52,480 | \$61,460 | \$80,720 | \$136,810 |
| Employment: | 100 | | HOURLY: | \$35.66 | \$24.38 | \$25.23 | \$29.55 | \$38.81 | \$65.78 |
| East ND Nonmetro Area | | | ANNUAL: | \$61,370 | \$31,700 | \$45,110 | \$57,880 | \$79,600 | \$86,130 |
| Employment: | 40 | | HOURLY: | \$29.50 | \$15.24 | \$21.69 | \$27.83 | \$38.27 | \$41.41 |

'N/A' indicates data or information cannot be released due to reliability, availability, or confidentiality restrictions. Since a portion of substate employment is not attributed to a region, substate areas will NOT add up to statewide totals. Rounding and the absence of suppressed data may also affect additivity.

| | | | WAGE ESTIMATES | | | | | |
|---|-----|----------------|-------------------|--------------------|--------------------|--------------------------------|--------------------|--------------------|
| | | | Average (Mean) | 10th Percentile | 25th Percentile | 50th Percentile (Median) | 75th Percentile | 90th Percentile |
| 27-3041 Editors | | | | | | | | |
| Alternate Job Title(s): Advertising Editor; Copy Editor; Technical Editor | | | | | | | | |
| Plan, coordinate, revise, or edit written material. May review proposals and drafts for possible publication. | | | | | | | | |
| North Dakota | | ANNUAL: | \$48,310 | \$31,540 | \$46,300 | \$48,030 | \$49,200 | \$62,730 |
| Employment: | 170 | HOURLY: | \$23.23 | \$15.17 | \$22.26 | \$23.09 | \$23.65 | \$30.16 |
| Region 4 | | ANNUAL: | \$51,690 | \$45,750 | \$46,190 | \$47,120 | \$62,730 | \$78,740 |
| Employment: | 20 | HOURLY: | \$24.85 | \$22.00 | \$22.20 | \$22.65 | \$30.16 | \$37.85 |
| Region 5 | | ANNUAL: | \$48,070 | \$30,990 | \$46,300 | \$48,130 | \$49,200 | \$62,620 |
| Employment: | 60 | HOURLY: | \$23.11 | \$14.90 | \$22.26 | \$23.14 | \$23.65 | \$30.11 |
| Region 6 | | ANNUAL: | \$47,060 | \$30,520 | \$47,090 | \$47,800 | \$49,140 | \$59,210 |
| Employment: | 20 | HOURLY: | \$22.63 | \$14.67 | \$22.64 | \$22.98 | \$23.62 | \$28.47 |
| Region 7 | | ANNUAL: | \$47,740 | \$31,730 | \$46,170 | \$48,000 | \$48,990 | \$67,130 |
| Employment: | 30 | HOURLY: | \$22.95 | \$15.26 | \$22.20 | \$23.08 | \$23.55 | \$32.27 |
| Bismarck, ND MetroSA | | ANNUAL: | \$47,920 | \$37,870 | \$42,800 | \$48,000 | \$49,560 | \$67,130 |
| Employment: | 20 | HOURLY: | \$23.04 | \$18.21 | \$20.58 | \$23.08 | \$23.83 | \$32.27 |
| Fargo, ND-MN MetroSA | | ANNUAL: | \$49,040 | \$30,990 | \$42,100 | \$48,120 | \$49,360 | \$67,140 |
| Employment: | 60 | HOURLY: | \$23.58 | \$14.90 | \$20.24 | \$23.14 | \$23.73 | \$32.28 |
| Grand Forks, ND-MN MetroSA | | ANNUAL: | \$52,390 | \$38,640 | \$45,750 | \$46,360 | \$62,730 | \$78,740 |
| Employment: | 20 | HOURLY: | \$25.19 | \$18.58 | \$22.00 | \$22.29 | \$30.16 | \$37.86 |
| West ND Nonmetro Area | | ANNUAL: | \$48,240 | \$31,540 | \$47,160 | \$47,890 | \$50,040 | \$54,550 |
| Employment: | 40 | HOURLY: | \$23.19 | \$15.16 | \$22.67 | \$23.02 | \$24.06 | \$26.23 |
| East ND Nonmetro Area | | ANNUAL: | \$46,680 | \$30,520 | \$47,090 | \$48,030 | \$49,190 | \$51,630 |
| Employment: | 40 | HOURLY: | \$22.44 | \$14.67 | \$22.64 | \$23.09 | \$23.65 | \$24.82 |

27-3042 Technical Writers**Alternate Job Title(s):** Documentation Writer; Specifications Writer

Write technical materials, such as equipment manuals, appendices, or operating and maintenance instructions. May assist in layout work.

| | | | | | | | | |
|-----------------------------|--|---------|----------|----------|----------|----------|----------|-----------|
| North Dakota | | ANNUAL: | \$75,090 | \$28,930 | \$58,680 | \$76,230 | \$86,430 | \$108,070 |
| Employment: 30 | | HOURLY: | \$36.10 | \$13.91 | \$28.21 | \$36.65 | \$41.55 | \$51.96 |
| Region 5 | | ANNUAL: | \$75,950 | \$28,930 | \$58,680 | \$76,230 | \$87,080 | \$108,070 |
| Employment: 20 | | HOURLY: | \$36.52 | \$13.91 | \$28.21 | \$36.65 | \$41.87 | \$51.96 |
| Fargo, ND-MN MetroSA | | ANNUAL: | \$76,410 | \$34,120 | \$58,680 | \$79,830 | \$96,740 | \$108,070 |
| Employment: 30 | | HOURLY: | \$36.74 | \$16.41 | \$28.21 | \$38.38 | \$46.51 | \$51.96 |

27-3043 Writers and Authors**Alternate Job Title(s):** Advertising Copy Writer; Playwright; Television Writer

Originate and prepare written material, such as scripts, stories, advertisements, and other material. Excludes News Analysts, Reporters, and Journalists (27-3023), Public Relations Specialists (27-3031), and Technical Writers (27-3042).

| | | | | | | | | |
|-----------------------------|--|---------|----------|----------|----------|----------|----------|----------|
| North Dakota | | ANNUAL: | \$61,750 | \$29,990 | \$43,880 | \$51,660 | \$76,200 | \$98,690 |
| Employment: 40 | | HOURLY: | \$29.69 | \$14.42 | \$21.10 | \$24.84 | \$36.63 | \$47.45 |
| Region 5 | | ANNUAL: | \$61,990 | \$29,470 | \$43,880 | \$54,990 | \$77,350 | \$89,850 |
| Employment: 20 | | HOURLY: | \$29.80 | \$14.17 | \$21.09 | \$26.44 | \$37.19 | \$43.20 |
| Fargo, ND-MN MetroSA | | ANNUAL: | \$57,730 | \$32,120 | \$35,310 | \$54,990 | \$72,500 | \$89,240 |
| Employment: 30 | | HOURLY: | \$27.76 | \$15.44 | \$16.98 | \$26.44 | \$34.86 | \$42.90 |

'N/A' indicates data or information cannot be released due to reliability, availability, or confidentiality restrictions. Since a portion of substate employment is not attributed to a region, substate areas will NOT add up to statewide totals. Rounding and the absence of suppressed data may also affect additivity.

| | | | WAGE ESTIMATES | | | | | |
|--|----|---------|-------------------|--------------------|--------------------|--------------------------------|--------------------|--------------------|
| | | | Average (Mean) | 10th Percentile | 25th Percentile | 50th Percentile (Median) | 75th Percentile | 90th Percentile |
| 27-3091 Interpreters and Translators | | | | | | | | |
| Alternate Job Title(s): American Sign Language Interpreter; Court Interpreter; Diplomatic Interpreter | | | | | | | | |
| Interpret oral or sign language, or translate written text from one language into another. | | | | | | | | |
| North Dakota | | ANNUAL: | \$44,630 | \$35,210 | \$42,410 | \$43,330 | \$44,600 | \$50,970 |
| Employment: | 60 | HOURLY: | \$21.46 | \$16.93 | \$20.39 | \$20.83 | \$21.44 | \$24.51 |
| Region 4 | | ANNUAL: | \$43,640 | \$34,820 | \$43,090 | \$43,090 | \$43,330 | \$43,330 |
| Employment: | 20 | HOURLY: | \$20.98 | \$16.74 | \$20.71 | \$20.71 | \$20.83 | \$20.83 |
| Region 7 | | ANNUAL: | \$45,600 | \$35,280 | \$42,790 | \$43,920 | \$43,920 | \$43,920 |
| Employment: | 10 | HOURLY: | \$21.92 | \$16.96 | \$20.57 | \$21.12 | \$21.12 | \$21.12 |
| Fargo, ND-MN MetroSA | | ANNUAL: | \$60,470 | \$42,410 | \$43,800 | \$50,970 | \$79,980 | \$95,730 |
| Employment: | 40 | HOURLY: | \$29.07 | \$20.39 | \$21.06 | \$24.51 | \$38.45 | \$46.02 |
| Grand Forks, ND-MN MetroSA | | ANNUAL: | \$43,640 | \$34,820 | \$43,090 | \$43,090 | \$43,330 | \$43,330 |
| Employment: | 20 | HOURLY: | \$20.98 | \$16.74 | \$20.72 | \$20.72 | \$20.83 | \$20.83 |

27-3092 Court Reporters and Simultaneous Captioners**Alternate Job Title(s):** Court Stenographer; Court Transcriber; Deposition Reporter; Realtime Captioner

Use verbatim methods and equipment to capture, store, retrieve, and transcribe pretrial and trial proceedings or other information. Includes stenocaptioners who operate computerized stenographic captioning equipment to provide captions of live or prerecorded broadcasts for hearing-impaired viewers.

| | | | | | | | | |
|------------------------------|----|---------|----------|----------|----------|----------|----------|----------|
| North Dakota | | ANNUAL: | \$59,320 | \$49,800 | \$51,710 | \$57,230 | \$62,710 | \$73,170 |
| Employment: | 60 | HOURLY: | \$28.52 | \$23.94 | \$24.86 | \$27.51 | \$30.15 | \$35.18 |
| Region 4 | | ANNUAL: | \$62,160 | \$54,200 | \$56,550 | \$57,760 | \$67,100 | \$78,580 |
| Employment: | 10 | HOURLY: | \$29.88 | \$26.06 | \$27.19 | \$27.77 | \$32.26 | \$37.78 |
| Region 5 | | ANNUAL: | \$59,630 | \$47,900 | \$53,510 | \$59,180 | \$62,590 | \$67,750 |
| Employment: | 10 | HOURLY: | \$28.67 | \$23.03 | \$25.73 | \$28.45 | \$30.09 | \$32.57 |
| Region 7 | | ANNUAL: | \$57,720 | \$51,710 | \$51,710 | \$56,640 | \$62,110 | \$67,750 |
| Employment: | 10 | HOURLY: | \$27.75 | \$24.86 | \$24.86 | \$27.23 | \$29.86 | \$32.57 |
| Bismarck, ND MetroSA | | ANNUAL: | \$57,720 | \$51,710 | \$51,710 | \$56,630 | \$62,110 | \$67,750 |
| Employment: | 10 | HOURLY: | \$27.75 | \$24.86 | \$24.86 | \$27.23 | \$29.86 | \$32.57 |
| Fargo, ND-MN MetroSA | | ANNUAL: | \$60,030 | \$47,900 | \$53,930 | \$57,230 | \$62,710 | \$79,460 |
| Employment: | 20 | HOURLY: | \$28.86 | \$23.03 | \$25.93 | \$27.51 | \$30.15 | \$38.20 |
| West ND Nonmetro Area | | ANNUAL: | \$56,330 | \$47,900 | \$49,800 | \$51,710 | \$55,940 | \$81,740 |
| Employment: | 20 | HOURLY: | \$27.08 | \$23.03 | \$23.94 | \$24.86 | \$26.90 | \$39.30 |
| East ND Nonmetro Area | | ANNUAL: | \$61,660 | \$54,650 | \$58,050 | \$60,300 | \$62,710 | \$67,750 |
| Employment: | 10 | HOURLY: | \$29.64 | \$26.28 | \$27.91 | \$28.99 | \$30.15 | \$32.57 |

'N/A' indicates data or information cannot be released due to reliability, availability, or confidentiality restrictions. Since a portion of substate employment is not attributed to a region, substate areas will NOT add up to statewide totals. Rounding and the absence of suppressed data may also affect additivity.

| | | | WAGE ESTIMATES | | | | | |
|--|---------|--|-------------------|--------------------|--------------------|--------------------------------|--------------------|--------------------|
| | | | Average (Mean) | 10th Percentile | 25th Percentile | 50th Percentile (Median) | 75th Percentile | 90th Percentile |
| 27-3099 Media and Communication Workers, All Other | | | | | | | | |
| Alternate Job Title(s): Stage Technician | | | | | | | | |
| All media and communication workers not listed separately. | | | | | | | | |
| North Dakota | ANNUAL: | | \$48,040 | \$42,130 | \$42,130 | \$42,330 | \$43,980 | \$56,530 |
| Employment: 10 | HOURLY: | | \$23.10 | \$20.25 | \$20.25 | \$20.35 | \$21.15 | \$27.18 |
| Region 5 | ANNUAL: | | \$43,650 | \$42,130 | \$42,130 | \$42,330 | \$43,980 | \$51,490 |
| Employment: 10 | HOURLY: | | \$20.99 | \$20.25 | \$20.25 | \$20.35 | \$21.15 | \$24.76 |
| Fargo, ND-MN MetroSA | ANNUAL: | | \$43,650 | \$42,130 | \$42,130 | \$42,330 | \$43,980 | \$51,490 |
| Employment: 10 | HOURLY: | | \$20.99 | \$20.25 | \$20.25 | \$20.35 | \$21.15 | \$24.76 |

27-4011 Audio and Video Technicians

Alternate Job Title(s): Video Control Operator; Video Production Assistant

Set up, maintain, and dismantle audio and video equipment, such as microphones, sound speakers, connecting wires and cables, sound and mixing boards, video cameras, video monitors and servers, and related electronic equipment for live or recorded events, such as concerts, meetings, conventions, presentations, podcasts, news conferences, and sporting events. Excludes Sound Engineering Technicians (27-4014), Lighting Technicians (27-4015), and Audiovisual Equipment Installers and Repairers (49-2097).

| | | | | | | | | |
|-----------------------------------|-----|---------|----------|----------|----------|----------|----------|----------|
| North Dakota | | ANNUAL: | \$48,580 | \$31,880 | \$47,020 | \$48,090 | \$54,460 | \$61,640 |
| Employment: | 120 | HOURLY: | \$23.36 | \$15.33 | \$22.61 | \$23.12 | \$26.18 | \$29.63 |
| Region 4 | | ANNUAL: | \$48,650 | \$43,540 | \$47,020 | \$47,020 | \$47,020 | \$60,920 |
| Employment: | 40 | HOURLY: | \$23.39 | \$20.93 | \$22.61 | \$22.61 | \$22.61 | \$29.29 |
| Region 5 | | ANNUAL: | \$49,050 | \$28,580 | \$41,640 | \$48,150 | \$54,500 | \$65,960 |
| Employment: | 50 | HOURLY: | \$23.58 | \$13.74 | \$20.02 | \$23.15 | \$26.20 | \$31.71 |
| Region 7 | | ANNUAL: | \$42,450 | \$20,800 | \$31,950 | \$46,460 | \$51,320 | \$61,770 |
| Employment: | 20 | HOURLY: | \$20.41 | \$10.00 | \$15.36 | \$22.34 | \$24.67 | \$29.70 |
| Bismarck, ND MetroSA | | ANNUAL: | \$42,480 | \$20,800 | \$31,950 | \$46,460 | \$50,530 | \$61,770 |
| Employment: | 20 | HOURLY: | \$20.42 | \$10.00 | \$15.36 | \$22.34 | \$24.29 | \$29.70 |
| Fargo, ND-MN MetroSA | | ANNUAL: | \$49,590 | \$28,580 | \$47,230 | \$49,140 | \$54,500 | \$69,370 |
| Employment: | 50 | HOURLY: | \$23.84 | \$13.74 | \$22.71 | \$23.63 | \$26.20 | \$33.35 |
| Grand Forks, ND-MN MetroSA | | ANNUAL: | \$48,650 | \$43,540 | \$47,020 | \$47,020 | \$47,020 | \$60,920 |
| Employment: | 40 | HOURLY: | \$23.39 | \$20.93 | \$22.61 | \$22.61 | \$22.61 | \$29.29 |

'N/A' indicates data or information cannot be released due to reliability, availability, or confidentiality restrictions. Since a portion of substate employment is not attributed to a region, substate areas will NOT add up to statewide totals. Rounding and the absence of suppressed data may also affect additivity.

| | | | WAGE ESTIMATES | | | | | |
|--|----|---------|-------------------|--------------------|--------------------|--------------------------------|--------------------|--------------------|
| | | | Average (Mean) | 10th Percentile | 25th Percentile | 50th Percentile (Median) | 75th Percentile | 90th Percentile |
| 27-4012 Broadcast Technicians | | | | | | | | |
| Alternate Job Title(s): Broadcast Engineer | | | | | | | | |
| Set up, operate, and maintain the electronic equipment used to acquire, edit, and transmit audio and video for radio or television programs. Control and adjust incoming and outgoing broadcast signals to regulate sound volume, signal strength, and signal clarity. Operate satellite, microwave, or other transmitter equipment to broadcast radio or television programs. | | | | | | | | |
| North Dakota | | ANNUAL: | \$43,650 | \$24,930 | \$30,610 | \$31,750 | \$54,600 | \$73,860 |
| Employment: | 90 | HOURLY: | \$20.99 | \$11.99 | \$14.71 | \$15.26 | \$26.25 | \$35.51 |
| Region 4 | | ANNUAL: | \$32,850 | \$20,800 | \$20,800 | \$31,100 | \$31,100 | \$53,840 |
| Employment: | 10 | HOURLY: | \$15.79 | \$10.00 | \$10.00 | \$14.95 | \$14.95 | \$25.88 |
| Region 5 | | ANNUAL: | \$42,420 | \$21,050 | \$30,600 | \$35,470 | \$57,830 | \$65,930 |
| Employment: | 40 | HOURLY: | \$20.39 | \$10.12 | \$14.71 | \$17.05 | \$27.80 | \$31.70 |
| Region 7 | | ANNUAL: | \$55,610 | \$27,890 | \$31,750 | \$43,500 | \$56,960 | \$92,940 |
| Employment: | 20 | HOURLY: | \$26.73 | \$13.41 | \$15.26 | \$20.91 | \$27.38 | \$44.68 |
| Bismarck, ND MetroSA | | ANNUAL: | \$55,610 | \$27,890 | \$31,750 | \$43,500 | \$56,960 | \$92,940 |
| Employment: | 20 | HOURLY: | \$26.74 | \$13.41 | \$15.26 | \$20.91 | \$27.38 | \$44.68 |
| Fargo, ND-MN MetroSA | | ANNUAL: | \$42,420 | \$21,050 | \$30,600 | \$35,470 | \$57,830 | \$65,930 |
| Employment: | 40 | HOURLY: | \$20.39 | \$10.12 | \$14.71 | \$17.05 | \$27.80 | \$31.70 |

27-4021 Photographers**Alternate Job Title(s):** Aerial Photographer; Medical Photographer; Portrait Photographer

Photograph people, landscapes, merchandise, or other subjects. May use lighting equipment to enhance a subject's appearance. May use editing software to produce finished images and prints. Includes commercial and industrial photographers, scientific photographers, and photojournalists. Excludes Camera Operators, Television, Video, and Film (27-4031).

| | | | | | | | | |
|-----------------------------------|----|---------|----------|----------|----------|----------|----------|----------|
| North Dakota | | ANNUAL: | \$42,120 | \$21,080 | \$28,540 | \$30,220 | \$60,840 | \$78,480 |
| Employment: | 90 | HOURLY: | \$20.25 | \$10.14 | \$13.72 | \$14.53 | \$29.25 | \$37.73 |
| Region 4 | | ANNUAL: | \$38,880 | \$20,840 | \$28,200 | \$29,330 | \$62,300 | \$64,710 |
| Employment: | 10 | HOURLY: | \$18.69 | \$10.02 | \$13.56 | \$14.10 | \$29.95 | \$31.11 |
| Region 5 | | ANNUAL: | \$42,650 | \$21,080 | \$28,540 | \$35,180 | \$60,530 | \$78,480 |
| Employment: | 50 | HOURLY: | \$20.51 | \$10.14 | \$13.72 | \$16.92 | \$29.10 | \$37.73 |
| Region 7 | | ANNUAL: | \$39,940 | \$21,130 | \$28,600 | \$29,060 | \$48,230 | \$66,210 |
| Employment: | 10 | HOURLY: | \$19.20 | \$10.16 | \$13.75 | \$13.97 | \$23.19 | \$31.83 |
| Bismarck, ND MetroSA | | ANNUAL: | \$39,940 | \$21,130 | \$28,600 | \$29,060 | \$48,230 | \$66,200 |
| Employment: | 10 | HOURLY: | \$19.20 | \$10.16 | \$13.75 | \$13.97 | \$23.19 | \$31.83 |
| Fargo, ND-MN MetroSA | | ANNUAL: | \$44,990 | \$21,080 | \$28,540 | \$36,930 | \$60,840 | \$78,480 |
| Employment: | 60 | HOURLY: | \$21.63 | \$10.14 | \$13.72 | \$17.75 | \$29.25 | \$37.73 |
| Grand Forks, ND-MN MetroSA | | ANNUAL: | \$39,610 | \$20,840 | \$28,200 | \$29,330 | \$64,230 | \$64,710 |
| Employment: | 10 | HOURLY: | \$19.04 | \$10.02 | \$13.56 | \$14.10 | \$30.88 | \$31.11 |

'N/A' indicates data or information cannot be released due to reliability, availability, or confidentiality restrictions. Since a portion of substate employment is not attributed to a region, substate areas will NOT add up to statewide totals. Rounding and the absence of suppressed data may also affect additivity.

| | | | WAGE ESTIMATES | | | | | |
|--|----|---------|-------------------|--------------------|--------------------|--------------------------------|--------------------|--------------------|
| | | | Average (Mean) | 10th Percentile | 25th Percentile | 50th Percentile (Median) | 75th Percentile | 90th Percentile |
| 27-4031 Camera Operators, Television, Video, and Film | | | | | | | | |
| Alternate Job Title(s): News Videographer | | | | | | | | |
| Operate television, video, or film camera to record images or scenes for television, video, or film productions. | | | | | | | | |
| North Dakota | | ANNUAL: | \$48,990 | \$30,770 | \$37,480 | \$44,390 | \$58,140 | \$69,130 |
| Employment: | 30 | HOURLY: | \$23.56 | \$14.79 | \$18.02 | \$21.34 | \$27.95 | \$33.24 |
| Region 5 | | ANNUAL: | \$49,260 | \$30,720 | \$37,400 | \$45,390 | \$58,140 | \$73,330 |
| Employment: | 20 | HOURLY: | \$23.68 | \$14.77 | \$17.98 | \$21.82 | \$27.95 | \$35.25 |
| Fargo, ND-MN MetroSA | | ANNUAL: | \$48,260 | \$30,720 | \$37,330 | \$45,390 | \$58,140 | \$73,330 |
| Employment: | 20 | HOURLY: | \$23.20 | \$14.77 | \$17.95 | \$21.82 | \$27.95 | \$35.25 |

27-4032 Film and Video Editors

Alternate Job Title(s): Cue Selector; Film Editor; Television News Video Editor

Edit moving images on film, video, or other media. May work with a producer or director to organize images for final production. May edit or synchronize soundtracks with images. Excludes Sound Engineering Technicians (27-4014).

| | | | | | | | | |
|----------------------|----|---------|----------|----------|----------|----------|----------|----------|
| North Dakota | | ANNUAL: | \$46,850 | \$35,620 | \$40,760 | \$42,280 | \$51,190 | \$61,880 |
| Employment: | 30 | HOURLY: | \$22.53 | \$17.12 | \$19.60 | \$20.33 | \$24.61 | \$29.75 |
| Region 5 | | ANNUAL: | \$44,700 | \$35,620 | \$40,600 | \$42,280 | \$42,940 | \$61,710 |
| Employment: | 10 | HOURLY: | \$21.49 | \$17.12 | \$19.52 | \$20.33 | \$20.64 | \$29.67 |
| Fargo, ND-MN MetroSA | | ANNUAL: | \$44,700 | \$35,620 | \$40,600 | \$42,280 | \$42,940 | \$61,710 |
| Employment: | 10 | HOURLY: | \$21.49 | \$17.12 | \$19.52 | \$20.33 | \$20.64 | \$29.67 |

27-4099 Media and Communication Equipment Workers, All Other

Alternate Job Title(s): Satellite Communications Operator

All media and communication equipment workers not listed separately.

| | | | | | | | | |
|--------------|----|---------|----------|----------|----------|----------|----------|----------|
| North Dakota | | ANNUAL: | \$73,890 | \$60,200 | \$68,350 | \$70,130 | \$81,990 | \$97,880 |
| Employment: | 30 | HOURLY: | \$35.52 | \$28.94 | \$32.86 | \$33.72 | \$39.42 | \$47.06 |

| | | WAGE ESTIMATES | | | | | |
|---|---------|-------------------|--------------------|--------------------|--------------------------------|--------------------|--------------------|
| | | Average (Mean) | 10th Percentile | 25th Percentile | 50th Percentile (Median) | 75th Percentile | 90th Percentile |
| 29-0000 Healthcare Practitioners and Technical Occupations | | | | | | | |
| Alternate Job Title(s): N/A | | | | | | | |
| North Dakota Employment: 28,830 | ANNUAL: | \$81,260 | \$39,830 | \$53,050 | \$65,210 | \$82,630 | \$124,420 |
| | HOURLY: | \$39.07 | \$19.15 | \$25.51 | \$31.35 | \$39.73 | \$59.82 |
| Region 1 Employment: 950 | ANNUAL: | \$86,080 | \$39,100 | \$53,780 | \$65,640 | \$82,520 | \$127,440 |
| | HOURLY: | \$41.38 | \$18.80 | \$25.86 | \$31.56 | \$39.67 | \$61.27 |
| Region 2 Employment: 2,270 | ANNUAL: | \$83,440 | \$38,920 | \$53,780 | \$64,510 | \$80,690 | \$129,020 |
| | HOURLY: | \$40.11 | \$18.71 | \$25.86 | \$31.02 | \$38.79 | \$62.03 |
| Region 3 Employment: 770 | ANNUAL: | \$77,730 | \$37,840 | \$50,680 | \$63,970 | \$85,030 | \$118,370 |
| | HOURLY: | \$37.37 | \$18.19 | \$24.36 | \$30.75 | \$40.88 | \$56.91 |
| Region 4 Employment: 3,500 | ANNUAL: | \$80,430 | \$39,020 | \$50,880 | \$63,620 | \$80,360 | \$119,210 |
| | HOURLY: | \$38.67 | \$18.76 | \$24.46 | \$30.59 | \$38.64 | \$57.31 |
| Region 5 Employment: 11,710 | ANNUAL: | \$83,180 | \$43,280 | \$57,390 | \$65,590 | \$83,520 | \$130,870 |
| | HOURLY: | \$39.99 | \$20.81 | \$27.59 | \$31.53 | \$40.15 | \$62.92 |
| Region 6 Employment: 1,570 | ANNUAL: | \$76,570 | \$37,060 | \$49,650 | \$62,610 | \$79,170 | \$110,380 |
| | HOURLY: | \$36.81 | \$17.82 | \$23.87 | \$30.10 | \$38.06 | \$53.07 |
| Region 7 Employment: 6,790 | ANNUAL: | \$76,730 | \$39,380 | \$54,750 | \$65,190 | \$80,700 | \$101,950 |
| | HOURLY: | \$36.89 | \$18.93 | \$26.32 | \$31.34 | \$38.80 | \$49.01 |
| Region 8 Employment: 1,150 | ANNUAL: | \$86,070 | \$37,450 | \$50,880 | \$64,490 | \$83,600 | \$137,940 |
| | HOURLY: | \$41.38 | \$18.00 | \$24.46 | \$31.00 | \$40.19 | \$66.32 |
| Bismarck, ND MetroSA Employment: 6,170 | ANNUAL: | \$76,930 | \$41,760 | \$56,310 | \$65,190 | \$80,700 | \$101,430 |
| | HOURLY: | \$36.99 | \$20.08 | \$27.07 | \$31.34 | \$38.80 | \$48.76 |
| Fargo, ND-MN MetroSA Employment: 11,920 | ANNUAL: | \$83,440 | \$41,870 | \$56,920 | \$65,590 | \$84,200 | \$132,670 |
| | HOURLY: | \$40.11 | \$20.13 | \$27.36 | \$31.54 | \$40.48 | \$63.79 |
| Grand Forks, ND-MN MetroSA Employment: 3,570 | ANNUAL: | \$83,370 | \$42,400 | \$51,730 | \$63,620 | \$80,360 | \$127,690 |
| | HOURLY: | \$40.08 | \$20.39 | \$24.87 | \$30.59 | \$38.64 | \$61.39 |
| West ND Nonmetro Area Employment: 4,990 | ANNUAL: | \$83,460 | \$37,690 | \$51,490 | \$64,510 | \$82,400 | \$128,860 |
| | HOURLY: | \$40.12 | \$18.12 | \$24.76 | \$31.02 | \$39.61 | \$61.95 |
| East ND Nonmetro Area Employment: 3,580 | ANNUAL: | \$75,300 | \$37,430 | \$49,780 | \$63,400 | \$79,840 | \$110,660 |
| | HOURLY: | \$36.20 | \$18.00 | \$23.93 | \$30.48 | \$38.39 | \$53.20 |

'N/A' indicates data or information cannot be released due to reliability, availability, or confidentiality restrictions. Since a portion of substate employment is not attributed to a region, substate areas will NOT add up to statewide totals. Rounding and the absence of suppressed data may also affect additivity.

| | | | WAGE ESTIMATES | | | | | |
|---|-----|--|-------------------|--------------------|--------------------|--------------------------------|--------------------|--------------------|
| | | | Average (Mean) | 10th Percentile | 25th Percentile | 50th Percentile (Median) | 75th Percentile | 90th Percentile |
| 29-1011 Chiropractors | | | | | | | | |
| Alternate Job Title(s): Chiropractic Physician | | | | | | | | |
| Assess, treat, and care for patients by manipulation of spine and musculoskeletal system. May provide spinal adjustment or address sacral or pelvic misalignment. | | | | | | | | |
| North Dakota | | | ANNUAL: | N/A | N/A | N/A | N/A | N/A |
| Employment: | 210 | | HOURLY: | N/A | N/A | N/A | N/A | N/A |
| Region 4 | | | ANNUAL: | \$57,960 | \$31,110 | \$37,080 | \$47,990 | \$83,030 |
| Employment: | 20 | | HOURLY: | \$27.87 | \$14.95 | \$17.83 | \$23.07 | \$39.92 |
| Region 5 | | | ANNUAL: | \$63,680 | \$23,980 | \$31,480 | \$58,930 | \$98,910 |
| Employment: | 80 | | HOURLY: | \$30.62 | \$11.53 | \$15.13 | \$28.33 | \$47.55 |
| Region 6 | | | ANNUAL: | \$84,150 | \$36,180 | \$36,540 | \$44,670 | \$116,420 |
| Employment: | 10 | | HOURLY: | \$40.45 | \$17.39 | \$17.57 | \$21.48 | \$55.97 |
| Region 7 | | | ANNUAL: | \$61,110 | \$24,040 | \$36,700 | \$48,270 | \$79,490 |
| Employment: | 60 | | HOURLY: | \$29.38 | \$11.56 | \$17.64 | \$23.21 | \$38.22 |
| Bismarck, ND MetroSA | | | ANNUAL: | N/A | N/A | N/A | N/A | N/A |
| Employment: | 60 | | HOURLY: | N/A | N/A | N/A | N/A | N/A |
| Fargo, ND-MN MetroSA | | | ANNUAL: | \$62,350 | \$23,980 | \$35,350 | \$59,540 | \$86,310 |
| Employment: | 90 | | HOURLY: | \$29.98 | \$11.53 | \$16.99 | \$28.62 | \$41.49 |
| Grand Forks, ND-MN MetroSA | | | ANNUAL: | \$59,510 | \$31,110 | \$47,990 | \$58,840 | \$77,360 |
| Employment: | 30 | | HOURLY: | \$28.61 | \$14.96 | \$23.07 | \$28.29 | \$37.19 |
| West ND Nonmetro Area | | | ANNUAL: | \$100,540 | \$59,990 | \$80,400 | \$105,040 | \$127,340 |
| Employment: | N/A | | HOURLY: | \$48.34 | \$28.84 | \$38.65 | \$50.50 | \$61.22 |
| East ND Nonmetro Area | | | ANNUAL: | \$85,790 | \$36,180 | \$38,880 | \$59,990 | \$116,420 |
| Employment: | 30 | | HOURLY: | \$41.24 | \$17.40 | \$18.69 | \$28.84 | \$55.97 |

'N/A' indicates data or information cannot be released due to reliability, availability, or confidentiality restrictions. Since a portion of substate employment is not attributed to a region, substate areas will NOT add up to statewide totals. Rounding and the absence of suppressed data may also affect additivity.

| | | | WAGE ESTIMATES | | | | | | |
|---|-----|--|-------------------|--------------------|--------------------|--------------------------------|--------------------|--------------------|-----------|
| | | | Average (Mean) | 10th Percentile | 25th Percentile | 50th Percentile (Median) | 75th Percentile | 90th Percentile | |
| 29-1021 Dentists, General | | | | | | | | | |
| Alternate Job Title(s): Family Dentist | | | | | | | | | |
| Examine, diagnose, and treat diseases, injuries, and malformations of teeth and gums. May treat diseases of nerve, pulp, and other dental tissues affecting oral hygiene and retention of teeth. May fit dental appliances or provide preventive care. Excludes Oral and Maxillofacial Surgeons (29-1022), Orthodontists (29-1023), Prosthodontists (29-1024), and Dentists, All Other Specialists (29-1029). | | | | | | | | | |
| North Dakota | | | ANNUAL: | \$175,950 | \$102,810 | \$133,000 | \$162,940 | \$208,920 | N/A |
| Employment: | 200 | | HOURLY: | \$84.59 | \$49.43 | \$63.94 | \$78.34 | \$100.44 | N/A |
| Region 2 | | | ANNUAL: | \$165,240 | \$79,750 | \$141,430 | \$148,640 | \$208,000 | N/A |
| Employment: | 30 | | HOURLY: | \$79.44 | \$38.34 | \$68.00 | \$71.46 | \$100.00 | N/A |
| Region 4 | | | ANNUAL: | \$191,410 | \$135,840 | \$140,410 | \$204,040 | \$208,490 | N/A |
| Employment: | 20 | | HOURLY: | \$92.02 | \$65.31 | \$67.51 | \$98.10 | \$100.23 | N/A |
| Region 5 | | | ANNUAL: | \$169,600 | \$102,810 | \$129,530 | \$155,240 | \$210,540 | \$212,710 |
| Employment: | 80 | | HOURLY: | \$81.54 | \$49.43 | \$62.28 | \$74.64 | \$101.22 | \$102.27 |
| Region 7 | | | ANNUAL: | \$187,050 | \$79,750 | \$145,600 | \$204,040 | \$208,470 | N/A |
| Employment: | 20 | | HOURLY: | \$89.93 | \$38.34 | \$70.00 | \$98.10 | \$100.23 | N/A |
| Region 8 | | | ANNUAL: | \$170,910 | \$79,750 | \$133,000 | \$146,920 | \$208,000 | N/A |
| Employment: | 10 | | HOURLY: | \$82.17 | \$38.34 | \$63.94 | \$70.63 | \$100.00 | N/A |
| Bismarck, ND MetroSA | | | ANNUAL: | \$190,630 | \$131,670 | \$145,600 | \$204,040 | \$208,470 | N/A |
| Employment: | N/A | | HOURLY: | \$91.65 | \$63.30 | \$70.00 | \$98.10 | \$100.23 | N/A |
| Fargo, ND-MN MetroSA | | | ANNUAL: | \$167,850 | \$102,810 | \$129,530 | \$155,240 | \$208,920 | \$212,710 |
| Employment: | 80 | | HOURLY: | \$80.70 | \$49.43 | \$62.28 | \$74.64 | \$100.44 | \$102.27 |
| West ND Nonmetro Area | | | ANNUAL: | \$166,760 | \$79,750 | \$133,000 | \$148,660 | \$208,000 | N/A |
| Employment: | 60 | | HOURLY: | \$80.18 | \$38.34 | \$63.94 | \$71.47 | \$100.00 | N/A |
| East ND Nonmetro Area | | | ANNUAL: | \$204,620 | \$79,750 | \$146,910 | \$207,740 | N/A | N/A |
| Employment: | 30 | | HOURLY: | \$98.37 | \$38.34 | \$70.63 | \$99.88 | N/A | N/A |

'N/A' indicates data or information cannot be released due to reliability, availability, or confidentiality restrictions. Since a portion of substate employment is not attributed to a region, substate areas will NOT add up to statewide totals. Rounding and the absence of suppressed data may also affect additivity.

| | | | WAGE ESTIMATES | | | | | |
|---|-----|----------------|-------------------|--------------------|--------------------|--------------------------------|--------------------|--------------------|
| | | | Average (Mean) | 10th Percentile | 25th Percentile | 50th Percentile (Median) | 75th Percentile | 90th Percentile |
| 29-1031 Dietitians and Nutritionists | | | | | | | | |
| Alternate Job Title(s): Clinical Dietitian; Pediatric Dietician; Public Health Nutritionist | | | | | | | | |
| Plan and conduct food service or nutritional programs to assist in the promotion of health and control of disease. May supervise activities of a department providing quantity food services, counsel individuals, or conduct nutritional research. | | | | | | | | |
| North Dakota | | ANNUAL: | \$65,790 | \$50,570 | \$57,010 | \$64,820 | \$72,650 | \$86,070 |
| Employment: | 180 | HOURLY: | \$31.63 | \$24.31 | \$27.41 | \$31.16 | \$34.93 | \$41.38 |
| Region 4 | | ANNUAL: | \$67,530 | \$59,410 | \$61,130 | \$64,820 | \$72,740 | \$85,230 |
| Employment: | 30 | HOURLY: | \$32.47 | \$28.56 | \$29.39 | \$31.16 | \$34.97 | \$40.97 |
| Region 5 | | ANNUAL: | \$65,130 | \$49,920 | \$55,200 | \$66,130 | \$70,410 | \$83,870 |
| Employment: | 80 | HOURLY: | \$31.31 | \$24.00 | \$26.54 | \$31.79 | \$33.85 | \$40.32 |
| Region 7 | | ANNUAL: | \$63,800 | \$50,570 | \$52,480 | \$62,390 | \$69,820 | \$74,130 |
| Employment: | 50 | HOURLY: | \$30.67 | \$24.31 | \$25.23 | \$30.00 | \$33.57 | \$35.64 |
| Bismarck, ND MetroSA | | ANNUAL: | \$63,690 | \$50,570 | \$52,480 | \$62,390 | \$69,820 | \$74,040 |
| Employment: | 40 | HOURLY: | \$30.62 | \$24.31 | \$25.23 | \$30.00 | \$33.57 | \$35.60 |
| Fargo, ND-MN MetroSA | | ANNUAL: | \$64,790 | \$49,920 | \$55,200 | \$62,660 | \$70,410 | \$82,430 |
| Employment: | 90 | HOURLY: | \$31.15 | \$24.00 | \$26.54 | \$30.13 | \$33.85 | \$39.63 |
| Grand Forks, ND-MN MetroSA | | ANNUAL: | \$64,760 | \$51,180 | \$59,650 | \$64,820 | \$71,940 | \$76,600 |
| Employment: | 30 | HOURLY: | \$31.13 | \$24.61 | \$28.68 | \$31.16 | \$34.59 | \$36.83 |
| West ND Nonmetro Area | | ANNUAL: | \$66,260 | \$51,000 | \$59,470 | \$61,310 | \$70,830 | \$93,580 |
| Employment: | 20 | HOURLY: | \$31.85 | \$24.52 | \$28.59 | \$29.48 | \$34.05 | \$44.99 |
| East ND Nonmetro Area | | ANNUAL: | \$75,910 | \$54,450 | \$61,200 | \$74,880 | \$92,560 | \$93,580 |
| Employment: | 10 | HOURLY: | \$36.50 | \$26.18 | \$29.42 | \$36.00 | \$44.50 | \$44.99 |

'N/A' indicates data or information cannot be released due to reliability, availability, or confidentiality restrictions. Since a portion of substate employment is not attributed to a region, substate areas will NOT add up to statewide totals. Rounding and the absence of suppressed data may also affect additivity.

| | | | WAGE ESTIMATES | | | | | |
|--|-----|----------------|-------------------|--------------------|--------------------|--------------------------------|--------------------|--------------------|
| | | | Average (Mean) | 10th Percentile | 25th Percentile | 50th Percentile (Median) | 75th Percentile | 90th Percentile |
| 29-1041 Optometrists | | | | | | | | |
| Alternate Job Title(s): Doctor of Optometry | | | | | | | | |
| Diagnose, manage, and treat conditions and diseases of the human eye and visual system. Examine eyes and visual system, diagnose problems or impairments, prescribe corrective lenses, and provide treatment. May prescribe therapeutic drugs to treat specific eye conditions. Ophthalmologists are included in Ophthalmologists, Except Pediatric (29-1241). | | | | | | | | |
| North Dakota | | ANNUAL: | \$135,000 | \$72,300 | \$93,090 | \$120,000 | \$142,820 | \$219,420 |
| Employment: | 190 | HOURLY: | \$64.90 | \$34.76 | \$44.76 | \$57.69 | \$68.66 | \$105.49 |
| Region 1 | | ANNUAL: | \$114,780 | \$73,120 | \$92,450 | \$96,740 | \$127,940 | \$180,510 |
| Employment: | 10 | HOURLY: | \$55.18 | \$35.16 | \$44.45 | \$46.51 | \$61.51 | \$86.78 |
| Region 2 | | ANNUAL: | \$133,080 | \$92,450 | \$93,780 | \$125,380 | \$139,070 | \$184,960 |
| Employment: | 20 | HOURLY: | \$63.98 | \$44.45 | \$45.09 | \$60.28 | \$66.86 | \$88.92 |
| Region 4 | | ANNUAL: | \$148,950 | \$89,740 | \$92,450 | \$121,710 | \$179,070 | \$217,470 |
| Employment: | 30 | HOURLY: | \$71.61 | \$43.14 | \$44.45 | \$58.51 | \$86.09 | \$104.55 |
| Region 5 | | ANNUAL: | \$134,940 | \$73,120 | \$94,290 | \$114,190 | \$149,260 | \$219,410 |
| Employment: | 50 | HOURLY: | \$64.88 | \$35.16 | \$45.33 | \$54.90 | \$71.76 | \$105.48 |
| Region 6 | | ANNUAL: | \$120,760 | \$63,610 | \$73,450 | \$105,070 | \$137,780 | \$184,920 |
| Employment: | 10 | HOURLY: | \$58.06 | \$30.58 | \$35.31 | \$50.52 | \$66.24 | \$88.90 |
| Region 7 | | ANNUAL: | \$136,370 | \$71,760 | \$91,890 | \$124,730 | \$149,590 | \$219,920 |
| Employment: | 50 | HOURLY: | \$65.56 | \$34.50 | \$44.18 | \$59.97 | \$71.92 | \$105.73 |
| Bismarck, ND MetroSA | | ANNUAL: | \$136,740 | \$71,760 | \$91,010 | \$124,730 | \$149,590 | \$219,920 |
| Employment: | 40 | HOURLY: | \$65.74 | \$34.50 | \$43.76 | \$59.97 | \$71.92 | \$105.73 |
| Fargo, ND-MN MetroSA | | ANNUAL: | \$137,370 | \$72,240 | \$94,290 | \$117,870 | \$149,260 | \$219,410 |
| Employment: | 50 | HOURLY: | \$66.04 | \$34.73 | \$45.33 | \$56.67 | \$71.76 | \$105.49 |
| Grand Forks, ND-MN MetroSA | | ANNUAL: | \$153,340 | \$77,050 | \$105,350 | \$128,790 | \$179,070 | \$217,470 |
| Employment: | 30 | HOURLY: | \$73.72 | \$37.04 | \$50.65 | \$61.92 | \$86.09 | \$104.55 |
| West ND Nonmetro Area | | ANNUAL: | \$129,660 | \$75,120 | \$93,780 | \$125,370 | \$140,950 | \$184,910 |
| Employment: | 50 | HOURLY: | \$62.34 | \$36.12 | \$45.09 | \$60.28 | \$67.77 | \$88.90 |
| East ND Nonmetro Area | | ANNUAL: | \$119,930 | \$73,120 | \$92,450 | \$104,930 | \$134,410 | \$184,910 |
| Employment: | 30 | HOURLY: | \$57.66 | \$35.16 | \$44.45 | \$50.45 | \$64.62 | \$88.90 |

'N/A' indicates data or information cannot be released due to reliability, availability, or confidentiality restrictions. Since a portion of substate employment is not attributed to a region, substate areas will NOT add up to statewide totals. Rounding and the absence of suppressed data may also affect additivity.

| | | WAGE ESTIMATES | | | | | |
|---|--|-------------------|--------------------|--------------------|--------------------------------|--------------------|--------------------|
| | | Average (Mean) | 10th Percentile | 25th Percentile | 50th Percentile (Median) | 75th Percentile | 90th Percentile |
| 29-1051 Pharmacists | | | | | | | |
| Alternate Job Title(s): Apothecary; Hospital Pharmacist | | | | | | | |
| Dispense drugs prescribed by physicians and other health practitioners and provide information to patients about medications and their use. May advise physicians and other health practitioners on the selection, dosage, interactions, and side effects of medications. | | | | | | | |
| North Dakota | | ANNUAL: | \$122,470 | \$35,690 | \$118,690 | \$134,620 | \$138,930 |
| Employment: 1,010 | | HOURLY: | \$58.88 | \$17.16 | \$57.06 | \$64.72 | \$73.16 |
| Region 1 | | ANNUAL: | \$123,190 | \$31,760 | \$101,640 | \$126,200 | \$145,020 |
| Employment: 30 | | HOURLY: | \$59.23 | \$15.27 | \$48.86 | \$60.67 | \$69.72 |
| Region 2 | | ANNUAL: | \$126,000 | \$35,460 | \$124,730 | \$136,810 | \$136,900 |
| Employment: 70 | | HOURLY: | \$60.58 | \$17.05 | \$59.97 | \$65.77 | \$65.82 |
| Region 3 | | ANNUAL: | \$126,240 | \$108,240 | \$118,370 | \$124,440 | \$144,990 |
| Employment: 40 | | HOURLY: | \$60.69 | \$52.04 | \$56.91 | \$59.83 | \$69.71 |
| Region 4 | | ANNUAL: | \$122,570 | \$38,090 | \$124,410 | \$134,620 | \$135,240 |
| Employment: 100 | | HOURLY: | \$58.93 | \$18.31 | \$59.81 | \$64.72 | \$65.02 |
| Region 5 | | ANNUAL: | \$120,530 | \$34,490 | \$112,620 | \$137,140 | \$138,930 |
| Employment: 470 | | HOURLY: | \$57.95 | \$16.58 | \$54.14 | \$65.93 | \$66.79 |
| Region 6 | | ANNUAL: | \$119,480 | \$82,540 | \$110,320 | \$124,200 | \$133,600 |
| Employment: 60 | | HOURLY: | \$57.44 | \$39.68 | \$53.04 | \$59.71 | \$64.23 |
| Region 7 | | ANNUAL: | \$125,840 | \$45,190 | \$125,600 | \$135,530 | \$137,490 |
| Employment: 210 | | HOURLY: | \$60.50 | \$21.73 | \$60.38 | \$65.16 | \$66.10 |
| Bismarck, ND MetroSA | | ANNUAL: | \$127,300 | \$85,760 | \$126,880 | \$136,030 | \$137,490 |
| Employment: 190 | | HOURLY: | \$61.20 | \$41.23 | \$61.00 | \$65.40 | \$66.10 |
| Fargo, ND-MN MetroSA | | ANNUAL: | \$121,150 | \$37,740 | \$117,920 | \$134,760 | \$138,930 |
| Employment: 520 | | HOURLY: | \$58.24 | \$18.15 | \$56.69 | \$64.79 | \$66.79 |
| Grand Forks, ND-MN MetroSA | | ANNUAL: | \$123,180 | \$40,280 | \$124,140 | \$134,620 | \$134,620 |
| Employment: 100 | | HOURLY: | \$59.22 | \$19.37 | \$59.68 | \$64.72 | \$64.72 |
| West ND Nonmetro Area | | ANNUAL: | \$122,680 | \$34,520 | \$121,990 | \$130,100 | \$139,650 |
| Employment: 160 | | HOURLY: | \$58.98 | \$16.60 | \$58.65 | \$62.55 | \$67.14 |
| East ND Nonmetro Area | | ANNUAL: | \$122,370 | \$100,010 | \$113,840 | \$124,410 | \$135,310 |
| Employment: 130 | | HOURLY: | \$58.83 | \$48.08 | \$54.73 | \$59.81 | \$65.06 |

'N/A' indicates data or information cannot be released due to reliability, availability, or confidentiality restrictions. Since a portion of substate employment is not attributed to a region, substate areas will NOT add up to statewide totals. Rounding and the absence of suppressed data may also affect additivity.

| | WAGE ESTIMATES | | | | | |
|--|-------------------|--------------------|--------------------|--------------------------------|--------------------|--------------------|
| | Average (Mean) | 10th Percentile | 25th Percentile | 50th Percentile (Median) | 75th Percentile | 90th Percentile |

29-1071 Physician Assistants

Alternate Job Title(s): Anesthesiologist Assistant; Family Practice Physician Assistant

Provide healthcare services typically performed by a physician, under the supervision of a physician. Conduct complete physicals, provide treatment, and counsel patients. May, in some cases, prescribe medication. Must graduate from an accredited educational program for physician assistants. Excludes Registered Nurses (29-1141), Nurse Anesthetists (29-1151), Nurse Midwives (29-1161), Nurse Practitioners (29-1171), Emergency Medical Technicians (29-2042), Paramedics (29-2043), Surgical Assistants (29-9093), and Medical Assistants (31-9092).

| | | | | | | | |
|-----------------------------------|----------------|-----------|-----------|-----------|-----------|-----------|-----------|
| North Dakota | ANNUAL: | \$122,590 | \$88,370 | \$108,520 | \$125,750 | \$130,850 | \$159,660 |
| Employment: 310 | HOURLY: | \$58.94 | \$42.48 | \$52.17 | \$60.46 | \$62.91 | \$76.76 |
| Region 1 | ANNUAL: | \$142,770 | \$116,890 | \$116,890 | \$130,850 | \$175,920 | \$206,850 |
| Employment: 10 | HOURLY: | \$68.64 | \$56.19 | \$56.20 | \$62.91 | \$84.57 | \$99.45 |
| Region 2 | ANNUAL: | \$129,240 | \$104,860 | \$116,930 | \$129,600 | \$129,600 | \$171,410 |
| Employment: 40 | HOURLY: | \$62.13 | \$50.42 | \$56.22 | \$62.31 | \$62.31 | \$82.41 |
| Region 4 | ANNUAL: | \$121,260 | \$92,410 | \$106,520 | \$125,750 | \$133,580 | \$150,140 |
| Employment: 40 | HOURLY: | \$58.30 | \$44.43 | \$51.21 | \$60.46 | \$64.22 | \$72.18 |
| Region 5 | ANNUAL: | \$123,590 | \$90,620 | \$108,840 | \$129,000 | \$134,920 | \$172,540 |
| Employment: 120 | HOURLY: | \$59.42 | \$43.57 | \$52.33 | \$62.02 | \$64.86 | \$82.95 |
| Region 6 | ANNUAL: | \$127,440 | \$101,620 | \$116,910 | \$131,750 | \$137,610 | \$156,990 |
| Employment: 20 | HOURLY: | \$61.27 | \$48.86 | \$56.21 | \$63.34 | \$66.16 | \$75.48 |
| Region 7 | ANNUAL: | \$110,680 | \$65,590 | \$102,700 | \$113,450 | \$126,760 | \$137,610 |
| Employment: 50 | HOURLY: | \$53.21 | \$31.53 | \$49.37 | \$54.54 | \$60.94 | \$66.16 |
| Region 8 | ANNUAL: | \$121,650 | \$104,160 | \$116,750 | \$116,890 | \$126,710 | \$150,140 |
| Employment: 20 | HOURLY: | \$58.49 | \$50.08 | \$56.13 | \$56.20 | \$60.92 | \$72.18 |
| Bismarck, ND MetroSA | ANNUAL: | \$108,900 | \$65,560 | \$90,820 | \$113,450 | \$126,760 | \$129,360 |
| Employment: 40 | HOURLY: | \$52.36 | \$31.52 | \$43.66 | \$54.54 | \$60.94 | \$62.19 |
| Fargo, ND-MN MetroSA | ANNUAL: | \$122,780 | \$90,620 | \$108,520 | \$129,000 | \$129,000 | \$172,540 |
| Employment: 120 | HOURLY: | \$59.03 | \$43.57 | \$52.17 | \$62.02 | \$62.02 | \$82.95 |
| Grand Forks, ND-MN MetroSA | ANNUAL: | \$122,810 | \$98,260 | \$106,520 | \$125,750 | \$129,420 | \$164,200 |
| Employment: 40 | HOURLY: | \$59.04 | \$47.24 | \$51.21 | \$60.46 | \$62.22 | \$78.94 |
| West ND Nonmetro Area | ANNUAL: | \$127,970 | \$104,160 | \$116,890 | \$126,980 | \$137,610 | \$171,790 |
| Employment: 90 | HOURLY: | \$61.52 | \$50.08 | \$56.20 | \$61.05 | \$66.16 | \$82.59 |
| East ND Nonmetro Area | ANNUAL: | \$120,630 | \$92,410 | \$104,480 | \$120,530 | \$135,100 | \$150,140 |
| Employment: 40 | HOURLY: | \$58.00 | \$44.43 | \$50.23 | \$57.95 | \$64.95 | \$72.18 |

29-1081 Podiatrists

Alternate Job Title(s): Chiroprapist; Foot Doctor; Foot Orthopedist

Diagnose and treat diseases and deformities of the human foot.

| | | | | | | | |
|-----------------------------|----------------|-----------|----------|-----------|-----------|-----------|-----------|
| North Dakota | ANNUAL: | \$171,750 | \$63,800 | \$88,380 | \$212,050 | \$216,860 | \$217,690 |
| Employment: 20 | HOURLY: | \$82.57 | \$30.67 | \$42.49 | \$101.95 | \$104.26 | \$104.66 |
| Region 5 | ANNUAL: | \$185,070 | \$88,380 | \$171,040 | \$216,870 | \$216,870 | \$216,870 |
| Employment: 10 | HOURLY: | \$88.97 | \$42.49 | \$82.23 | \$104.26 | \$104.26 | \$104.26 |
| Fargo, ND-MN MetroSA | ANNUAL: | \$189,750 | \$88,380 | \$171,040 | \$216,860 | \$216,860 | \$216,860 |
| Employment: 10 | HOURLY: | \$91.23 | \$42.49 | \$82.23 | \$104.26 | \$104.26 | \$104.26 |

'N/A' indicates data or information cannot be released due to reliability, availability, or confidentiality restrictions. Since a portion of substate employment is not attributed to a region, substate areas will NOT add up to statewide totals. Rounding and the absence of suppressed data may also affect additivity.

| | | | WAGE ESTIMATES | | | | | |
|--|-----|---------|-------------------|--------------------|--------------------|--------------------------------|--------------------|--------------------|
| | | | Average (Mean) | 10th Percentile | 25th Percentile | 50th Percentile (Median) | 75th Percentile | 90th Percentile |
| 29-1122 Occupational Therapists | | | | | | | | |
| Alternate Job Title(s): Registered Occupational Therapist | | | | | | | | |
| Assess, plan, and organize rehabilitative programs that help build or restore vocational, homemaking, and daily living skills, as well as general independence, to persons with disabilities or developmental delays. Use therapeutic techniques, adapt the individual's environment, teach skills, and modify specific tasks that present barriers to the individual. Excludes Rehabilitation Counselors (21-1015). | | | | | | | | |
| North Dakota | | ANNUAL: | \$78,020 | \$63,800 | \$65,510 | \$75,640 | \$82,930 | \$100,540 |
| Employment: | 520 | HOURLY: | \$37.51 | \$30.67 | \$31.50 | \$36.36 | \$39.87 | \$48.34 |
| Region 1 | | ANNUAL: | \$85,990 | \$66,100 | \$75,250 | \$79,100 | \$93,070 | \$120,940 |
| Employment: | 20 | HOURLY: | \$41.34 | \$31.78 | \$36.18 | \$38.03 | \$44.74 | \$58.14 |
| Region 2 | | ANNUAL: | \$78,850 | \$65,200 | \$65,230 | \$76,030 | \$84,560 | \$97,180 |
| Employment: | 40 | HOURLY: | \$37.91 | \$31.35 | \$31.36 | \$36.55 | \$40.65 | \$46.72 |
| Region 4 | | ANNUAL: | \$75,040 | \$63,110 | \$64,340 | \$76,480 | \$80,150 | \$81,900 |
| Employment: | 60 | HOURLY: | \$36.08 | \$30.34 | \$30.93 | \$36.77 | \$38.54 | \$39.38 |
| Region 5 | | ANNUAL: | \$78,960 | \$63,340 | \$65,590 | \$79,870 | \$84,220 | \$104,920 |
| Employment: | 190 | HOURLY: | \$37.96 | \$30.45 | \$31.53 | \$38.40 | \$40.49 | \$50.44 |
| Region 6 | | ANNUAL: | \$80,100 | \$64,380 | \$72,110 | \$79,370 | \$84,970 | \$99,030 |
| Employment: | 30 | HOURLY: | \$38.51 | \$30.95 | \$34.67 | \$38.16 | \$40.85 | \$47.61 |
| Region 7 | | ANNUAL: | \$73,300 | \$63,800 | \$63,970 | \$67,520 | \$80,710 | \$87,300 |
| Employment: | 150 | HOURLY: | \$35.24 | \$30.67 | \$30.76 | \$32.46 | \$38.80 | \$41.97 |
| Region 8 | | ANNUAL: | \$93,560 | \$73,590 | \$75,250 | \$93,050 | \$118,850 | \$120,910 |
| Employment: | 30 | HOURLY: | \$44.98 | \$35.38 | \$36.18 | \$44.73 | \$57.14 | \$58.13 |
| Bismarck, ND MetroSA | | ANNUAL: | \$73,030 | \$63,800 | \$63,890 | \$65,510 | \$80,710 | \$83,870 |
| Employment: | 140 | HOURLY: | \$35.11 | \$30.67 | \$30.72 | \$31.50 | \$38.81 | \$40.32 |
| Fargo, ND-MN MetroSA | | ANNUAL: | \$78,930 | \$63,340 | \$65,590 | \$79,870 | \$84,310 | \$103,070 |
| Employment: | 190 | HOURLY: | \$37.95 | \$30.45 | \$31.54 | \$38.40 | \$40.53 | \$49.55 |
| Grand Forks, ND-MN MetroSA | | ANNUAL: | \$74,260 | \$63,110 | \$64,340 | \$74,980 | \$80,150 | \$82,080 |
| Employment: | 60 | HOURLY: | \$35.70 | \$30.34 | \$30.93 | \$36.05 | \$38.54 | \$39.46 |
| West ND Nonmetro Area | | ANNUAL: | \$85,060 | \$65,230 | \$67,770 | \$80,350 | \$93,050 | \$120,910 |
| Employment: | 100 | HOURLY: | \$40.89 | \$31.36 | \$32.58 | \$38.63 | \$44.73 | \$58.13 |
| East ND Nonmetro Area | | ANNUAL: | \$79,400 | \$65,500 | \$72,110 | \$78,810 | \$84,690 | \$99,180 |
| Employment: | 50 | HOURLY: | \$38.17 | \$31.49 | \$34.67 | \$37.89 | \$40.72 | \$47.68 |

'N/A' indicates data or information cannot be released due to reliability, availability, or confidentiality restrictions. Since a portion of substate employment is not attributed to a region, substate areas will NOT add up to statewide totals. Rounding and the absence of suppressed data may also affect additivity.

| | | WAGE ESTIMATES | | | | | |
|--|--|-------------------|--------------------|--------------------|--------------------------------|--------------------|--------------------|
| | | Average (Mean) | 10th Percentile | 25th Percentile | 50th Percentile (Median) | 75th Percentile | 90th Percentile |
| 29-1123 Physical Therapists | | | | | | | |
| Alternate Job Title(s): Geriatric Physical Therapist; Physiotherapist; Pulmonary Physical Therapist | | | | | | | |
| Assess, plan, organize, and participate in rehabilitative programs that improve mobility, relieve pain, increase strength, and improve or correct disabling conditions resulting from disease or injury. | | | | | | | |
| North Dakota | | ANNUAL: | \$83,060 | \$66,990 | \$76,950 | \$79,860 | \$94,490 |
| Employment: 850 | | HOURLY: | \$39.93 | \$32.21 | \$36.99 | \$38.40 | \$45.43 |
| Region 1 | | ANNUAL: | \$79,980 | \$71,460 | \$73,730 | \$76,220 | \$82,520 |
| Employment: 30 | | HOURLY: | \$38.45 | \$34.35 | \$35.45 | \$36.64 | \$39.67 |
| Region 2 | | ANNUAL: | \$83,300 | \$68,190 | \$73,730 | \$78,810 | \$96,750 |
| Employment: 90 | | HOURLY: | \$40.05 | \$32.78 | \$35.45 | \$37.89 | \$46.51 |
| Region 3 | | ANNUAL: | \$84,470 | \$58,950 | \$79,750 | \$82,890 | \$95,770 |
| Employment: 20 | | HOURLY: | \$40.61 | \$28.34 | \$38.34 | \$39.85 | \$46.05 |
| Region 4 | | ANNUAL: | \$81,220 | \$61,800 | \$76,950 | \$79,750 | \$90,910 |
| Employment: 110 | | HOURLY: | \$39.05 | \$29.71 | \$36.99 | \$38.34 | \$43.71 |
| Region 5 | | ANNUAL: | \$84,400 | \$69,190 | \$78,920 | \$78,920 | \$99,550 |
| Employment: 310 | | HOURLY: | \$40.58 | \$33.26 | \$37.94 | \$37.94 | \$47.86 |
| Region 6 | | ANNUAL: | \$82,550 | \$59,900 | \$75,000 | \$80,060 | \$94,490 |
| Employment: 50 | | HOURLY: | \$39.69 | \$28.80 | \$36.06 | \$38.49 | \$45.43 |
| Region 7 | | ANNUAL: | \$81,970 | \$65,180 | \$71,890 | \$82,240 | \$85,030 |
| Employment: 210 | | HOURLY: | \$39.41 | \$31.34 | \$34.56 | \$39.54 | \$40.88 |
| Region 8 | | ANNUAL: | \$85,050 | \$75,050 | \$76,150 | \$79,050 | \$93,960 |
| Employment: 40 | | HOURLY: | \$40.89 | \$36.08 | \$36.61 | \$38.00 | \$45.17 |
| Bismarck, ND MetroSA | | ANNUAL: | \$81,070 | \$65,050 | \$71,200 | \$82,250 | \$84,280 |
| Employment: 190 | | HOURLY: | \$38.98 | \$31.28 | \$34.23 | \$39.54 | \$40.52 |
| Fargo, ND-MN MetroSA | | ANNUAL: | \$83,920 | \$69,190 | \$78,920 | \$78,920 | \$99,550 |
| Employment: 300 | | HOURLY: | \$40.35 | \$33.26 | \$37.94 | \$37.94 | \$47.86 |
| Grand Forks, ND-MN MetroSA | | ANNUAL: | \$81,570 | \$61,800 | \$76,950 | \$79,220 | \$94,370 |
| Employment: 100 | | HOURLY: | \$39.22 | \$29.71 | \$36.99 | \$38.09 | \$45.37 |
| West ND Nonmetro Area | | ANNUAL: | \$83,910 | \$71,310 | \$75,050 | \$79,750 | \$96,130 |
| Employment: 170 | | HOURLY: | \$40.34 | \$34.29 | \$36.08 | \$38.34 | \$46.22 |
| East ND Nonmetro Area | | ANNUAL: | \$84,120 | \$63,620 | \$76,140 | \$80,430 | \$94,490 |
| Employment: 110 | | HOURLY: | \$40.44 | \$30.59 | \$36.61 | \$38.67 | \$45.43 |

29-1124 Radiation Therapists**Alternate Job Title(s):** Radiation Therapy Technologist

Provide radiation therapy to patients as prescribed by a radiation oncologist according to established practices and standards. Duties may include reviewing prescription and diagnosis; acting as liaison with physician and supportive care personnel; preparing equipment, such as immobilization, treatment, and protection devices; and maintaining records, reports, and files. May assist in dosimetry procedures and tumor localization.

| | | | | | | | |
|---------------------|----------------|----------|----------|----------|----------|----------|----------|
| North Dakota | ANNUAL: | \$80,070 | \$70,680 | \$79,940 | \$80,750 | \$81,230 | \$86,260 |
| Employment: 20 | HOURLY: | \$38.49 | \$33.98 | \$38.43 | \$38.82 | \$39.06 | \$41.47 |

'N/A' indicates data or information cannot be released due to reliability, availability, or confidentiality restrictions. Since a portion of substate employment is not attributed to a region, substate areas will NOT add up to statewide totals. Rounding and the absence of suppressed data may also affect additivity.

| | | | WAGE ESTIMATES | | | | | | |
|--|----|----------------|-------------------|--------------------|--------------------|--------------------------------|--------------------|--------------------|----------|
| | | | Average (Mean) | 10th Percentile | 25th Percentile | 50th Percentile (Median) | 75th Percentile | 90th Percentile | |
| 29-1125 Recreational Therapists | | | | | | | | | |
| Alternate Job Title(s): Certified Recreational Therapist; Drama Therapist; Therapeutic Recreation Specialist | | | | | | | | | |
| Plan, direct, or coordinate medically-approved recreation programs for patients in hospitals, nursing homes, or other institutions. Activities include sports, trips, dramatics, social activities, and crafts. May assess a patient condition and recommend appropriate recreational activity. Excludes Recreation Workers (39-9032). | | | | | | | | | |
| North Dakota | | | ANNUAL: | \$46,850 | \$26,210 | \$26,620 | \$49,620 | \$58,360 | \$72,180 |
| Employment: | 30 | HOURLY: | \$22.52 | \$12.60 | \$12.80 | \$23.86 | \$28.06 | \$34.70 | |
| Region 6 | | | ANNUAL: | \$47,370 | \$26,630 | \$41,060 | \$49,630 | \$49,630 | \$71,370 |
| Employment: | 10 | HOURLY: | \$22.78 | \$12.80 | \$19.74 | \$23.86 | \$23.86 | \$34.31 | |
| East ND Nonmetro Area | | | ANNUAL: | \$48,410 | \$26,620 | \$41,060 | \$49,620 | \$56,950 | \$63,360 |
| Employment: | 10 | HOURLY: | \$23.28 | \$12.80 | \$19.74 | \$23.86 | \$27.38 | \$30.46 | |

29-1126 Respiratory Therapists

Alternate Job Title(s): Inhalation Therapist; Oxygen Therapist; Registered Respiratory Therapist

Assess, treat, and care for patients with breathing disorders. Assume primary responsibility for all respiratory care modalities, including the supervision of respiratory therapy technicians. Initiate and conduct therapeutic procedures; maintain patient records; and select, assemble, check, and operate equipment.

| | | | | | | | | |
|-----------------------------------|--|----------------|----------|----------|----------|----------|----------|-----------|
| North Dakota | | ANNUAL: | \$69,010 | \$51,050 | \$52,530 | \$62,130 | \$74,920 | \$79,590 |
| Employment: 330 | | HOURLY: | \$33.18 | \$24.54 | \$25.26 | \$29.87 | \$36.02 | \$38.27 |
| Region 4 | | ANNUAL: | \$68,900 | \$50,880 | \$50,880 | \$61,790 | \$62,370 | \$77,720 |
| Employment: 40 | | HOURLY: | \$33.12 | \$24.46 | \$24.46 | \$29.71 | \$29.99 | \$37.37 |
| Region 5 | | ANNUAL: | \$65,990 | \$52,020 | \$52,020 | \$63,910 | \$77,210 | \$79,590 |
| Employment: 160 | | HOURLY: | \$31.72 | \$25.01 | \$25.01 | \$30.72 | \$37.12 | \$38.27 |
| Region 7 | | ANNUAL: | \$66,890 | \$52,530 | \$52,530 | \$62,130 | \$68,220 | \$78,210 |
| Employment: 80 | | HOURLY: | \$32.16 | \$25.26 | \$25.26 | \$29.87 | \$32.80 | \$37.60 |
| Bismarck, ND MetroSA | | ANNUAL: | \$64,840 | \$52,530 | \$52,530 | \$62,130 | \$64,740 | \$78,210 |
| Employment: 80 | | HOURLY: | \$31.17 | \$25.26 | \$25.26 | \$29.87 | \$31.13 | \$37.60 |
| Fargo, ND-MN MetroSA | | ANNUAL: | \$66,140 | \$52,010 | \$52,010 | \$63,910 | \$78,040 | \$79,590 |
| Employment: 160 | | HOURLY: | \$31.80 | \$25.01 | \$25.01 | \$30.72 | \$37.52 | \$38.27 |
| Grand Forks, ND-MN MetroSA | | ANNUAL: | \$72,840 | \$50,880 | \$57,890 | \$61,790 | \$77,720 | \$79,390 |
| Employment: 40 | | HOURLY: | \$35.02 | \$24.46 | \$27.83 | \$29.71 | \$37.37 | \$38.17 |
| West ND Nonmetro Area | | ANNUAL: | \$81,180 | \$49,730 | \$60,290 | \$61,730 | \$71,700 | \$234,210 |
| Employment: 40 | | HOURLY: | \$39.03 | \$23.91 | \$28.98 | \$29.68 | \$34.47 | \$112.60 |
| East ND Nonmetro Area | | ANNUAL: | \$63,940 | \$48,330 | \$49,570 | \$55,420 | \$59,290 | \$71,310 |
| Employment: 20 | | HOURLY: | \$30.74 | \$23.24 | \$23.83 | \$26.65 | \$28.51 | \$34.29 |

'N/A' indicates data or information cannot be released due to reliability, availability, or confidentiality restrictions. Since a portion of substate employment is not attributed to a region, substate areas will NOT add up to statewide totals. Rounding and the absence of suppressed data may also affect additivity.

| | | | WAGE ESTIMATES | | | | | |
|---|--|----------------|-------------------|--------------------|--------------------|--------------------------------|--------------------|--------------------|
| | | | Average (Mean) | 10th Percentile | 25th Percentile | 50th Percentile (Median) | 75th Percentile | 90th Percentile |
| 29-1127 Speech-Language Pathologists | | | | | | | | |
| Alternate Job Title(s): Public School Speech Therapist; Speech Clinician; Speech Therapist | | | | | | | | |
| Assess and treat persons with speech, language, voice, and fluency disorders. May select alternative communication systems and teach their use. May perform research related to speech and language problems. | | | | | | | | |
| North Dakota | | ANNUAL: | \$70,980 | \$49,560 | \$60,080 | \$63,930 | \$84,420 | \$94,260 |
| Employment: 560 | | HOURLY: | \$34.12 | \$23.83 | \$28.89 | \$30.74 | \$40.59 | \$45.32 |
| Region 2 | | ANNUAL: | \$71,180 | \$53,860 | \$59,760 | \$63,790 | \$84,610 | \$84,610 |
| Employment: 70 | | HOURLY: | \$34.22 | \$25.89 | \$28.73 | \$30.67 | \$40.68 | \$40.68 |
| Region 3 | | ANNUAL: | \$64,970 | \$43,550 | \$50,400 | \$59,860 | \$78,700 | \$84,390 |
| Employment: 10 | | HOURLY: | \$31.24 | \$20.93 | \$24.23 | \$28.78 | \$37.84 | \$40.57 |
| Region 4 | | ANNUAL: | \$67,880 | \$50,070 | \$60,810 | \$63,930 | \$79,380 | \$87,110 |
| Employment: 70 | | HOURLY: | \$32.63 | \$24.07 | \$29.23 | \$30.74 | \$38.17 | \$41.88 |
| Region 5 | | ANNUAL: | \$70,170 | \$49,560 | \$59,990 | \$64,430 | \$86,340 | \$103,170 |
| Employment: 160 | | HOURLY: | \$33.74 | \$23.83 | \$28.84 | \$30.98 | \$41.51 | \$49.60 |
| Region 6 | | ANNUAL: | \$68,390 | \$43,550 | \$60,680 | \$63,110 | \$79,840 | \$99,710 |
| Employment: 30 | | HOURLY: | \$32.88 | \$20.94 | \$29.17 | \$30.34 | \$38.38 | \$47.94 |
| Region 7 | | ANNUAL: | \$72,410 | \$59,840 | \$60,080 | \$74,590 | \$85,610 | \$92,050 |
| Employment: 160 | | HOURLY: | \$34.81 | \$28.77 | \$28.89 | \$35.86 | \$41.16 | \$44.25 |
| Region 8 | | ANNUAL: | \$78,630 | \$58,740 | \$58,990 | \$83,600 | \$93,630 | \$105,570 |
| Employment: 30 | | HOURLY: | \$37.80 | \$28.24 | \$28.36 | \$40.19 | \$45.02 | \$50.75 |
| Bismarck, ND MetroSA | | ANNUAL: | \$72,130 | \$59,840 | \$60,080 | \$63,610 | \$85,610 | \$92,050 |
| Employment: 150 | | HOURLY: | \$34.68 | \$28.77 | \$28.89 | \$30.58 | \$41.16 | \$44.25 |
| Fargo, ND-MN MetroSA | | ANNUAL: | \$71,600 | \$49,560 | \$60,400 | \$64,430 | \$86,340 | \$102,610 |
| Employment: 180 | | HOURLY: | \$34.42 | \$23.83 | \$29.04 | \$30.98 | \$41.51 | \$49.33 |
| Grand Forks, ND-MN MetroSA | | ANNUAL: | \$69,350 | \$50,070 | \$60,810 | \$63,930 | \$79,380 | \$94,260 |
| Employment: 80 | | HOURLY: | \$33.34 | \$24.07 | \$29.23 | \$30.74 | \$38.17 | \$45.32 |
| West ND Nonmetro Area | | ANNUAL: | \$73,670 | \$53,860 | \$59,680 | \$64,170 | \$84,600 | \$93,630 |
| Employment: 130 | | HOURLY: | \$35.42 | \$25.90 | \$28.69 | \$30.85 | \$40.68 | \$45.02 |
| East ND Nonmetro Area | | ANNUAL: | \$65,260 | \$43,540 | \$53,840 | \$62,440 | \$79,100 | \$87,110 |
| Employment: 70 | | HOURLY: | \$31.38 | \$20.94 | \$25.89 | \$30.02 | \$38.03 | \$41.88 |

29-1128 Exercise Physiologists**Alternate Job Title(s):** Applied Exercise Physiologist; Clinical Exercise Physiologist; Kinesiotherapist

Assess, plan, or implement fitness programs that include exercise or physical activities such as those designed to improve cardiorespiratory function, body composition, muscular strength, muscular endurance, or flexibility. Excludes Physical Therapists (29-1123), Athletic Trainers (29-9091), and Exercise Trainers and Group Fitness Instructors (39-9031).

| | | | | | | | | |
|---------------------|--|----------------|----------|----------|----------|----------|----------|----------|
| North Dakota | | ANNUAL: | \$47,850 | \$36,790 | \$44,760 | \$45,770 | \$55,390 | \$55,600 |
| Employment: 20 | | HOURLY: | \$23.01 | \$17.69 | \$21.52 | \$22.01 | \$26.63 | \$26.73 |

'N/A' indicates data or information cannot be released due to reliability, availability, or confidentiality restrictions. Since a portion of substate employment is not attributed to a region, substate areas will NOT add up to statewide totals. Rounding and the absence of suppressed data may also affect additivity.

| | | | WAGE ESTIMATES | | | | | |
|--|---------|--|-------------------|--------------------|--------------------|--------------------------------|--------------------|--------------------|
| | | | Average (Mean) | 10th Percentile | 25th Percentile | 50th Percentile (Median) | 75th Percentile | 90th Percentile |
| 29-1129 Therapists, All Other | | | | | | | | |
| Alternate Job Title(s): Art Therapist; Hydrotherapist; Music Therapist | | | | | | | | |
| All therapists not listed separately. | | | | | | | | |
| North Dakota | ANNUAL: | | \$89,230 | \$57,300 | \$80,140 | \$83,550 | \$101,620 | \$120,730 |
| Employment: 80 | HOURLY: | | \$42.90 | \$27.55 | \$38.53 | \$40.17 | \$48.86 | \$58.04 |
| Region 4 | ANNUAL: | | \$102,350 | \$83,450 | \$83,450 | \$100,420 | \$119,040 | \$119,180 |
| Employment: 20 | HOURLY: | | \$49.21 | \$40.12 | \$40.12 | \$48.28 | \$57.23 | \$57.30 |
| Region 5 | ANNUAL: | | \$78,150 | \$50,590 | \$64,020 | \$80,140 | \$84,450 | \$103,450 |
| Employment: 30 | HOURLY: | | \$37.57 | \$24.32 | \$30.78 | \$38.53 | \$40.60 | \$49.74 |
| Region 6 | ANNUAL: | | \$88,770 | \$57,300 | \$83,140 | \$85,970 | \$90,000 | \$122,620 |
| Employment: 10 | HOURLY: | | \$42.68 | \$27.55 | \$39.97 | \$41.33 | \$43.27 | \$58.95 |
| Fargo, ND-MN MetroSA | ANNUAL: | | \$65,890 | \$36,040 | \$46,100 | \$64,020 | \$80,140 | \$101,620 |
| Employment: 40 | HOURLY: | | \$31.68 | \$17.33 | \$22.16 | \$30.78 | \$38.53 | \$48.86 |

29-1131 Veterinarians

Alternate Job Title(s): Animal Surgeon; Doctor of Veterinary Medicine (DVM); Veterinary Cardiologist; Veterinary Medicine Scientist; Veterinary Radiologist; Wildlife Veterinarian

Diagnose, treat, or research diseases and injuries of animals. Includes veterinarians who conduct research and development, inspect livestock, or care for pets and companion animals.

| | | | | | | | | |
|-----------------------------------|--|---------|-----------|----------|----------|-----------|-----------|-----------|
| North Dakota | | ANNUAL: | \$100,720 | \$79,920 | \$83,310 | \$101,720 | \$104,000 | \$124,740 |
| Employment: 310 | | HOURLY: | \$48.42 | \$38.42 | \$40.05 | \$48.90 | \$50.00 | \$59.97 |
| Region 2 | | ANNUAL: | \$98,120 | \$79,350 | \$84,240 | \$102,150 | \$104,000 | \$127,370 |
| Employment: 30 | | HOURLY: | \$47.17 | \$38.15 | \$40.50 | \$49.11 | \$50.00 | \$61.23 |
| Region 4 | | ANNUAL: | \$107,040 | \$80,560 | \$82,180 | \$100,450 | \$103,170 | \$130,720 |
| Employment: 30 | | HOURLY: | \$51.46 | \$38.73 | \$39.51 | \$48.29 | \$49.60 | \$62.85 |
| Region 5 | | ANNUAL: | \$102,550 | \$83,050 | \$83,750 | \$102,110 | \$104,470 | \$124,710 |
| Employment: 110 | | HOURLY: | \$49.30 | \$39.93 | \$40.26 | \$49.09 | \$50.22 | \$59.96 |
| Region 6 | | ANNUAL: | \$103,520 | \$81,410 | \$83,750 | \$101,260 | \$105,410 | \$135,220 |
| Employment: 30 | | HOURLY: | \$49.77 | \$39.14 | \$40.26 | \$48.68 | \$50.68 | \$65.01 |
| Region 7 | | ANNUAL: | \$96,920 | \$78,930 | \$81,990 | \$99,230 | \$104,000 | \$121,530 |
| Employment: 70 | | HOURLY: | \$46.60 | \$37.95 | \$39.42 | \$47.71 | \$50.00 | \$58.43 |
| Region 8 | | ANNUAL: | \$95,590 | \$67,680 | \$84,240 | \$97,440 | \$102,230 | \$122,230 |
| Employment: 20 | | HOURLY: | \$45.96 | \$32.54 | \$40.50 | \$46.84 | \$49.15 | \$58.76 |
| Bismarck, ND MetroSA | | ANNUAL: | \$97,870 | \$81,080 | \$82,880 | \$101,420 | \$104,490 | \$119,650 |
| Employment: 50 | | HOURLY: | \$47.05 | \$38.98 | \$39.85 | \$48.76 | \$50.24 | \$57.52 |
| Fargo, ND-MN MetroSA | | ANNUAL: | \$104,400 | \$81,720 | \$90,620 | \$102,490 | \$104,470 | \$124,740 |
| Employment: 100 | | HOURLY: | \$50.19 | \$39.29 | \$43.57 | \$49.27 | \$50.22 | \$59.97 |
| Grand Forks, ND-MN MetroSA | | ANNUAL: | \$112,630 | \$80,560 | \$82,070 | \$100,820 | \$110,630 | \$149,240 |
| Employment: 20 | | HOURLY: | \$54.15 | \$38.73 | \$39.46 | \$48.47 | \$53.19 | \$71.75 |
| West ND Nonmetro Area | | ANNUAL: | \$97,220 | \$78,930 | \$82,990 | \$97,440 | \$102,730 | \$126,450 |
| Employment: 90 | | HOURLY: | \$46.74 | \$37.95 | \$39.90 | \$46.84 | \$49.39 | \$60.80 |
| East ND Nonmetro Area | | ANNUAL: | \$101,020 | \$82,780 | \$83,750 | \$97,130 | \$104,000 | \$131,030 |
| Employment: 60 | | HOURLY: | \$48.57 | \$39.80 | \$40.26 | \$46.70 | \$50.00 | \$62.99 |

'N/A' indicates data or information cannot be released due to reliability, availability, or confidentiality restrictions. Since a portion of substate employment is not attributed to a region, substate areas will NOT add up to statewide totals. Rounding and the absence of suppressed data may also affect additivity.

| | | WAGE ESTIMATES | | | | | |
|--|----------------|-------------------|--------------------|--------------------|--------------------------------|--------------------|--------------------|
| | | Average (Mean) | 10th Percentile | 25th Percentile | 50th Percentile (Median) | 75th Percentile | 90th Percentile |
| 29-1141 Registered Nurses | | | | | | | |
| Alternate Job Title(s): Coronary Care Unit Nurse; Hospice Registered Nurse; Psychiatric Nurse | | | | | | | |
| Assess patient health problems and needs, develop and implement nursing care plans, and maintain medical records. Administer nursing care to ill, injured, convalescent, or disabled patients. May advise patients on health maintenance and disease prevention or provide case management. Licensing or registration required. Includes Clinical Nurse Specialists. Excludes Nurse Anesthetists (29-1151), Nurse Midwives (29-1161), and Nurse Practitioners (29-1171). | | | | | | | |
| North Dakota | ANNUAL: | \$75,000 | \$60,780 | \$64,510 | \$69,640 | \$82,400 | \$91,150 |
| Employment: 11,300 | HOURLY: | \$36.06 | \$29.22 | \$31.02 | \$33.48 | \$39.61 | \$43.82 |
| Region 1 | ANNUAL: | \$73,320 | \$57,830 | \$62,550 | \$65,640 | \$82,400 | \$82,400 |
| Employment: 300 | HOURLY: | \$35.25 | \$27.80 | \$30.07 | \$31.56 | \$39.61 | \$39.61 |
| Region 2 | ANNUAL: | \$71,170 | \$59,930 | \$62,950 | \$64,820 | \$80,690 | \$80,690 |
| Employment: 770 | HOURLY: | \$34.22 | \$28.81 | \$30.27 | \$31.16 | \$38.79 | \$38.79 |
| Region 3 | ANNUAL: | \$78,440 | \$59,240 | \$62,920 | \$76,910 | \$83,580 | \$103,890 |
| Employment: 250 | HOURLY: | \$37.71 | \$28.48 | \$30.25 | \$36.98 | \$40.18 | \$49.95 |
| Region 4 | ANNUAL: | \$72,280 | \$60,130 | \$63,620 | \$69,620 | \$80,360 | \$82,630 |
| Employment: 1,330 | HOURLY: | \$34.75 | \$28.91 | \$30.59 | \$33.47 | \$38.64 | \$39.73 |
| Region 5 | ANNUAL: | \$75,990 | \$62,260 | \$65,210 | \$75,630 | \$82,630 | \$92,770 |
| Employment: 4,860 | HOURLY: | \$36.53 | \$29.93 | \$31.35 | \$36.36 | \$39.73 | \$44.60 |
| Region 6 | ANNUAL: | \$70,420 | \$60,060 | \$61,300 | \$67,480 | \$77,820 | \$83,990 |
| Employment: 490 | HOURLY: | \$33.85 | \$28.88 | \$29.47 | \$32.44 | \$37.41 | \$40.38 |
| Region 7 | ANNUAL: | \$72,790 | \$61,450 | \$65,190 | \$65,340 | \$80,700 | \$84,510 |
| Employment: 2,860 | HOURLY: | \$34.99 | \$29.54 | \$31.34 | \$31.41 | \$38.80 | \$40.63 |
| Region 8 | ANNUAL: | \$88,380 | \$59,860 | \$62,120 | \$76,370 | \$78,220 | \$219,310 |
| Employment: 350 | HOURLY: | \$42.49 | \$28.78 | \$29.87 | \$36.71 | \$37.61 | \$105.44 |
| Bismarck, ND MetroSA | ANNUAL: | \$72,770 | \$61,550 | \$65,190 | \$65,190 | \$80,700 | \$83,120 |
| Employment: 2,680 | HOURLY: | \$34.99 | \$29.59 | \$31.34 | \$31.34 | \$38.80 | \$39.96 |
| Fargo, ND-MN MetroSA | ANNUAL: | \$76,130 | \$62,260 | \$65,210 | \$75,710 | \$82,630 | \$93,120 |
| Employment: 4,870 | HOURLY: | \$36.60 | \$29.93 | \$31.35 | \$36.40 | \$39.73 | \$44.77 |
| Grand Forks, ND-MN MetroSA | ANNUAL: | \$72,400 | \$60,130 | \$63,620 | \$71,800 | \$80,360 | \$82,300 |
| Employment: 1,350 | HOURLY: | \$34.81 | \$28.91 | \$30.59 | \$34.52 | \$38.64 | \$39.57 |
| West ND Nonmetro Area | ANNUAL: | \$75,550 | \$58,770 | \$62,520 | \$66,450 | \$80,690 | \$84,760 |
| Employment: 1,620 | HOURLY: | \$36.32 | \$28.26 | \$30.06 | \$31.95 | \$38.79 | \$40.75 |
| East ND Nonmetro Area | ANNUAL: | \$72,670 | \$59,200 | \$62,110 | \$70,610 | \$78,190 | \$92,930 |
| Employment: 1,110 | HOURLY: | \$34.94 | \$28.46 | \$29.86 | \$33.95 | \$37.59 | \$44.68 |

'N/A' indicates data or information cannot be released due to reliability, availability, or confidentiality restrictions. Since a portion of substate employment is not attributed to a region, substate areas will NOT add up to statewide totals. Rounding and the absence of suppressed data may also affect additivity.

| | WAGE ESTIMATES | | | | | |
|--|-------------------|--------------------|--------------------|--------------------------------|--------------------|--------------------|
| | Average (Mean) | 10th Percentile | 25th Percentile | 50th Percentile (Median) | 75th Percentile | 90th Percentile |

29-1151 Nurse Anesthetists

Alternate Job Title(s): Certified Registered Nurse Anesthetist (CRNA)

Administer anesthesia, monitor patient's vital signs, and oversee patient recovery from anesthesia. May assist anesthesiologists, surgeons, other physicians, or dentists. Must be registered nurses who have specialized graduate education.

| | | | | | | | | |
|-----------------------------------|-----|----------------|-----------|-----------|-----------|-----------|-----------|-----------|
| North Dakota | | ANNUAL: | N/A | \$217,030 | \$220,570 | \$227,010 | \$234,000 | N/A |
| Employment: | 150 | HOURLY: | N/A | \$104.34 | \$106.04 | \$109.14 | \$112.50 | N/A |
| Region 5 | | ANNUAL: | \$225,730 | \$213,230 | \$227,010 | \$227,010 | \$233,070 | \$233,490 |
| Employment: | 70 | HOURLY: | \$108.52 | \$102.51 | \$109.14 | \$109.14 | \$112.05 | \$112.25 |
| Region 7 | | ANNUAL: | \$231,200 | \$220,410 | \$228,640 | \$234,000 | \$234,020 | N/A |
| Employment: | 30 | HOURLY: | \$111.15 | \$105.96 | \$109.92 | \$112.50 | \$112.51 | N/A |
| Bismarck, ND MetroSA | | ANNUAL: | N/A | \$220,410 | \$234,000 | \$234,000 | \$234,010 | N/A |
| Employment: | 30 | HOURLY: | N/A | \$105.97 | \$112.50 | \$112.50 | \$112.51 | N/A |
| Fargo, ND-MN MetroSA | | ANNUAL: | \$224,710 | \$175,410 | \$220,570 | \$227,010 | \$233,070 | \$233,490 |
| Employment: | 80 | HOURLY: | \$108.03 | \$84.33 | \$106.04 | \$109.14 | \$112.05 | \$112.26 |
| Grand Forks, ND-MN MetroSA | | ANNUAL: | N/A | \$217,930 | \$219,350 | \$230,730 | N/A | N/A |
| Employment: | 20 | HOURLY: | N/A | \$104.78 | \$105.46 | \$110.93 | N/A | N/A |
| West ND Nonmetro Area | | ANNUAL: | N/A | \$217,040 | \$221,780 | \$224,470 | \$237,690 | N/A |
| Employment: | 20 | HOURLY: | N/A | \$104.35 | \$106.63 | \$107.92 | \$114.27 | N/A |

'N/A' indicates data or information cannot be released due to reliability, availability, or confidentiality restrictions. Since a portion of substate employment is not attributed to a region, substate areas will NOT add up to statewide totals. Rounding and the absence of suppressed data may also affect additivity.

| | | | WAGE ESTIMATES | | | | | | |
|--|-----|--|-------------------|--------------------|--------------------|--------------------------------|--------------------|--------------------|-----------|
| | | | Average (Mean) | 10th Percentile | 25th Percentile | 50th Percentile (Median) | 75th Percentile | 90th Percentile | |
| 29-1171 Nurse Practitioners | | | | | | | | | |
| Alternate Job Title(s): Cardiology Nurse Practitioner; Family Practice Nurse Practitioner; Gerontological Nurse Practitioner | | | | | | | | | |
| Diagnose and treat acute, episodic, or chronic illness, independently or as part of a healthcare team. May focus on health promotion and disease prevention. May order, perform, or interpret diagnostic tests such as lab work and x rays. May prescribe medication. Must be registered nurses who have specialized graduate education. | | | | | | | | | |
| North Dakota | | | ANNUAL: | \$113,940 | \$91,990 | \$102,000 | \$107,680 | \$127,990 | \$139,240 |
| Employment: | 570 | | HOURLY: | \$54.78 | \$44.23 | \$49.04 | \$51.77 | \$61.54 | \$66.94 |
| Region 1 | | | ANNUAL: | \$122,750 | \$95,790 | \$105,980 | \$124,990 | \$135,880 | \$139,240 |
| Employment: | 30 | | HOURLY: | \$59.01 | \$46.05 | \$50.95 | \$60.09 | \$65.33 | \$66.94 |
| Region 2 | | | ANNUAL: | \$117,310 | \$98,500 | \$103,760 | \$118,570 | \$129,500 | \$147,280 |
| Employment: | 60 | | HOURLY: | \$56.40 | \$47.36 | \$49.88 | \$57.01 | \$62.26 | \$70.81 |
| Region 3 | | | ANNUAL: | \$112,040 | \$91,670 | \$102,000 | \$103,920 | \$125,000 | \$127,810 |
| Employment: | 30 | | HOURLY: | \$53.87 | \$44.07 | \$49.04 | \$49.96 | \$60.10 | \$61.45 |
| Region 4 | | | ANNUAL: | \$113,510 | \$99,020 | \$101,890 | \$113,110 | \$128,000 | \$130,290 |
| Employment: | 70 | | HOURLY: | \$54.57 | \$47.61 | \$48.98 | \$54.38 | \$61.54 | \$62.64 |
| Region 5 | | | ANNUAL: | \$113,160 | \$85,910 | \$101,290 | \$107,540 | \$132,670 | \$132,670 |
| Employment: | 210 | | HOURLY: | \$54.40 | \$41.30 | \$48.70 | \$51.70 | \$63.79 | \$63.79 |
| Region 6 | | | ANNUAL: | \$112,350 | \$95,400 | \$102,000 | \$107,680 | \$120,570 | \$140,310 |
| Employment: | 60 | | HOURLY: | \$54.02 | \$45.87 | \$49.04 | \$51.77 | \$57.96 | \$67.46 |
| Region 7 | | | ANNUAL: | \$111,710 | \$79,620 | \$100,800 | \$104,470 | \$126,980 | \$137,590 |
| Employment: | 90 | | HOURLY: | \$53.71 | \$38.28 | \$48.46 | \$50.22 | \$61.05 | \$66.15 |
| Bismarck, ND MetroSA | | | ANNUAL: | \$111,190 | \$79,620 | \$100,800 | \$104,460 | \$126,980 | \$141,310 |
| Employment: | 70 | | HOURLY: | \$53.46 | \$38.28 | \$48.46 | \$50.22 | \$61.05 | \$67.94 |
| Fargo, ND-MN MetroSA | | | ANNUAL: | \$114,330 | \$85,900 | \$101,290 | \$115,640 | \$132,670 | \$133,680 |
| Employment: | 210 | | HOURLY: | \$54.96 | \$41.30 | \$48.70 | \$55.60 | \$63.79 | \$64.27 |
| Grand Forks, ND-MN MetroSA | | | ANNUAL: | \$113,570 | \$92,990 | \$101,890 | \$115,340 | \$127,990 | \$132,340 |
| Employment: | 80 | | HOURLY: | \$54.60 | \$44.71 | \$48.99 | \$55.45 | \$61.54 | \$63.62 |
| West ND Nonmetro Area | | | ANNUAL: | \$117,780 | \$94,960 | \$102,890 | \$115,920 | \$129,500 | \$144,900 |
| Employment: | 130 | | HOURLY: | \$56.62 | \$45.66 | \$49.47 | \$55.73 | \$62.26 | \$69.67 |
| East ND Nonmetro Area | | | ANNUAL: | \$111,750 | \$95,120 | \$102,000 | \$105,070 | \$120,570 | \$130,290 |
| Employment: | 120 | | HOURLY: | \$53.73 | \$45.73 | \$49.04 | \$50.52 | \$57.97 | \$62.64 |

29-1181 Audiologists**Alternate Job Title(s):** Clinical Audiologist; Pediatric Audiologist

Assess and treat persons with hearing and related disorders. May fit hearing aids and provide auditory training. May perform research related to hearing problems.

| | | | | | | | | |
|---------------------|--|---------|-----------|----------|----------|----------|----------|-----------|
| North Dakota | | ANNUAL: | \$102,500 | \$73,930 | \$75,610 | \$75,900 | \$92,970 | \$122,990 |
| Employment: 30 | | HOURLY: | \$49.28 | \$35.54 | \$36.35 | \$36.49 | \$44.70 | \$59.13 |

'N/A' indicates data or information cannot be released due to reliability, availability, or confidentiality restrictions. Since a portion of substate employment is not attributed to a region, substate areas will NOT add up to statewide totals. Rounding and the absence of suppressed data may also affect additivity.

| | WAGE ESTIMATES | | | | | |
|--|-------------------|--------------------|--------------------|--------------------------------|--------------------|--------------------|
| | Average (Mean) | 10th Percentile | 25th Percentile | 50th Percentile (Median) | 75th Percentile | 90th Percentile |

29-1214 Emergency Medicine Physicians

Alternate Job Title(s): Critical Care Physician; Disaster Medicine Physician

Make immediate medical decisions and act to prevent death or further disability. Provide immediate recognition, evaluation, care, stabilization, and disposition of patients. May direct emergency medical staff in an emergency department.

| | | | | | | |
|-----------------------------|----------------|-----|-----|-----|-----|-----|
| North Dakota | ANNUAL: | N/A | N/A | N/A | N/A | N/A |
| Employment: 120 | HOURLY: | N/A | N/A | N/A | N/A | N/A |
| Region 5 | ANNUAL: | N/A | N/A | N/A | N/A | N/A |
| Employment: 40 | HOURLY: | N/A | N/A | N/A | N/A | N/A |
| Fargo, ND-MN MetroSA | ANNUAL: | N/A | N/A | N/A | N/A | N/A |
| Employment: 40 | HOURLY: | N/A | N/A | N/A | N/A | N/A |

29-1215 Family Medicine Physicians

Alternate Job Title(s): Family Practice Physician; General Practitioner

Diagnose, treat, and provide preventive care to individuals and families across the lifespan. May refer patients to specialists when needed for further diagnosis or treatment. Excludes General Internal Medicine Physicians (29-1216) and Pediatricians, General (29-1221).

| | | | | | | |
|-----------------------------------|----------------|-----------|-----------|-----------|-----------|-----|
| North Dakota | ANNUAL: | N/A | N/A | N/A | N/A | N/A |
| Employment: 150 | HOURLY: | N/A | N/A | N/A | N/A | N/A |
| Region 1 | ANNUAL: | \$271,300 | \$113,560 | \$124,910 | N/A | N/A |
| Employment: 10 | HOURLY: | \$130.43 | \$54.59 | \$60.05 | N/A | N/A |
| Region 2 | ANNUAL: | \$346,310 | \$222,360 | \$223,140 | N/A | N/A |
| Employment: 20 | HOURLY: | \$166.50 | \$106.90 | \$107.28 | N/A | N/A |
| Region 4 | ANNUAL: | \$276,440 | \$205,360 | \$227,370 | N/A | N/A |
| Employment: 20 | HOURLY: | \$132.90 | \$98.73 | \$109.31 | N/A | N/A |
| Region 5 | ANNUAL: | \$324,750 | \$168,470 | \$225,420 | N/A | N/A |
| Employment: 50 | HOURLY: | \$156.13 | \$80.99 | \$108.38 | N/A | N/A |
| Region 7 | ANNUAL: | \$336,710 | \$202,000 | N/A | N/A | N/A |
| Employment: 30 | HOURLY: | \$161.88 | \$97.12 | N/A | N/A | N/A |
| Region 8 | ANNUAL: | \$456,970 | \$199,330 | N/A | N/A | N/A |
| Employment: 10 | HOURLY: | \$219.70 | \$95.83 | N/A | N/A | N/A |
| Fargo, ND-MN MetroSA | ANNUAL: | \$296,510 | \$122,710 | \$222,080 | N/A | N/A |
| Employment: 50 | HOURLY: | \$142.55 | \$58.99 | \$106.77 | N/A | N/A |
| Grand Forks, ND-MN MetroSA | ANNUAL: | \$252,260 | \$140,000 | \$205,360 | \$227,370 | N/A |
| Employment: 20 | HOURLY: | \$121.28 | \$67.31 | \$98.73 | \$109.31 | N/A |
| West ND Nonmetro Area | ANNUAL: | N/A | N/A | N/A | N/A | N/A |
| Employment: 50 | HOURLY: | N/A | N/A | N/A | N/A | N/A |
| East ND Nonmetro Area | ANNUAL: | \$399,400 | \$199,300 | \$226,220 | N/A | N/A |
| Employment: 20 | HOURLY: | \$192.02 | \$95.82 | \$108.76 | N/A | N/A |

'N/A' indicates data or information cannot be released due to reliability, availability, or confidentiality restrictions. Since a portion of substate employment is not attributed to a region, substate areas will NOT add up to statewide totals. Rounding and the absence of suppressed data may also affect additivity.

| | WAGE ESTIMATES | | | | | |
|--|-------------------|--------------------|--------------------|--------------------------------|--------------------|--------------------|
| | Average (Mean) | 10th Percentile | 25th Percentile | 50th Percentile (Median) | 75th Percentile | 90th Percentile |

29-1216 General Internal Medicine Physicians

Alternate Job Title(s): General Internist; Internal Medicine Physician; Internist

Diagnose and provide nonsurgical treatment for a wide range of diseases and injuries of internal organ systems. Provide care mainly for adults and adolescents, and are based primarily in an outpatient care setting. Excludes Family Medicine Physicians (29-1215) and Pediatricians, General (29-1221).

| | | | | | | | | |
|-----------------------------|----|----------------|-----------|-----------|-----------|-----|-----|-----|
| North Dakota | | ANNUAL: | \$283,640 | \$188,640 | N/A | N/A | N/A | N/A |
| Employment: | 30 | HOURLY: | \$136.37 | \$90.69 | N/A | N/A | N/A | N/A |
| Region 5 | | ANNUAL: | \$290,600 | \$111,590 | N/A | N/A | N/A | N/A |
| Employment: | 10 | HOURLY: | \$139.71 | \$53.65 | N/A | N/A | N/A | N/A |
| Fargo, ND-MN MetroSA | | ANNUAL: | \$263,080 | \$113,570 | \$179,700 | N/A | N/A | N/A |
| Employment: | 20 | HOURLY: | \$126.48 | \$54.60 | \$86.39 | N/A | N/A | N/A |

29-1217 Neurologists

Alternate Job Title(s): Clinical Neuromuscular Pathologist; Epileptologist; Headache Specialist

Diagnose, manage, and treat disorders and diseases of the brain, spinal cord, and peripheral nerves, with a primarily nonsurgical focus.

| | | | | | | | | |
|---------------------|----|----------------|-----|-----|-----|-----|-----|-----|
| North Dakota | | ANNUAL: | N/A | N/A | N/A | N/A | N/A | N/A |
| Employment: | 10 | HOURLY: | N/A | N/A | N/A | N/A | N/A | N/A |

29-1218 Obstetricians and Gynecologists

Alternate Job Title(s): Gynecological Oncologist; Maternal-Fetal Medicine Physician; OB Specialist; OB/GYN

Provide medical care related to pregnancy or childbirth. Diagnose, treat, and help prevent diseases of women, particularly those affecting the reproductive system. May also provide general care to women. May perform both medical and gynecological surgery functions.

| | | | | | | | | |
|---------------------|-----|----------------|-----------|-----------|-----|-----|-----|-----|
| North Dakota | | ANNUAL: | \$318,210 | \$106,380 | N/A | N/A | N/A | N/A |
| Employment: | N/A | HOURLY: | \$152.99 | \$51.14 | N/A | N/A | N/A | N/A |
| Region 5 | | ANNUAL: | \$333,910 | \$125,200 | N/A | N/A | N/A | N/A |
| Employment: | 10 | HOURLY: | \$160.54 | \$60.19 | N/A | N/A | N/A | N/A |

29-1223 Psychiatrists

Alternate Job Title(s): Addiction Psychiatrist; Forensic Psychiatrist; Geriatric Psychiatrist; Geriatric Psychiatrist; Neuropsychiatrist

Diagnose, treat, and help prevent mental disorders. Excludes Clinical and Counseling Psychologists (19-3033) and School Psychologists (19-3034).

| | | | | | | | | |
|-----------------------------|----|----------------|-----------|----------|-----------|-----|-----|-----|
| North Dakota | | ANNUAL: | \$390,140 | \$60,550 | \$234,690 | N/A | N/A | N/A |
| Employment: | 40 | HOURLY: | \$187.57 | \$29.11 | \$112.83 | N/A | N/A | N/A |
| Region 5 | | ANNUAL: | \$358,510 | \$60,550 | \$237,490 | N/A | N/A | N/A |
| Employment: | 20 | HOURLY: | \$172.36 | \$29.11 | \$114.18 | N/A | N/A | N/A |
| Fargo, ND-MN MetroSA | | ANNUAL: | \$337,890 | \$60,550 | \$208,360 | N/A | N/A | N/A |
| Employment: | 30 | HOURLY: | \$162.45 | \$29.11 | \$100.17 | N/A | N/A | N/A |

'N/A' indicates data or information cannot be released due to reliability, availability, or confidentiality restrictions. Since a portion of substate employment is not attributed to a region, substate areas will NOT add up to statewide totals. Rounding and the absence of suppressed data may also affect additivity.

| | WAGE ESTIMATES | | | | | |
|--|-------------------|--------------------|--------------------|--------------------------------|--------------------|--------------------|
| | Average (Mean) | 10th Percentile | 25th Percentile | 50th Percentile (Median) | 75th Percentile | 90th Percentile |

29-1224 Radiologists

Alternate Job Title(s): Diagnostic Radiologist; Interventional Radiologist

Diagnose and treat diseases and injuries using medical imaging techniques, such as x rays, magnetic resonance imaging (MRI), nuclear medicine, and ultrasounds. May perform minimally invasive medical procedures and tests.

| | | | | | | | | |
|---------------------|-----|----------------|-----------|-----------|-----------|-----|-----|-----|
| North Dakota | | ANNUAL: | \$344,090 | \$173,490 | \$216,060 | N/A | N/A | N/A |
| Employment: | N/A | HOURLY: | \$165.43 | \$83.41 | \$103.88 | N/A | N/A | N/A |
| Region 5 | | ANNUAL: | \$382,500 | \$212,250 | N/A | N/A | N/A | N/A |
| Employment: | 20 | HOURLY: | \$183.90 | \$102.04 | N/A | N/A | N/A | N/A |
| Region 7 | | ANNUAL: | \$300,980 | \$75,760 | \$212,710 | N/A | N/A | N/A |
| Employment: | 20 | HOURLY: | \$144.70 | \$36.42 | \$102.27 | N/A | N/A | N/A |

29-1229 Physicians, All Other

Alternate Job Title(s): Gastroenterologist; Oncologist; Pulmonologist

All physicians not listed separately.

| | | | | | | | | |
|-----------------------------------|-----|----------------|-----------|-----------|-----------|-----------|-----|-----|
| North Dakota | | ANNUAL: | \$241,760 | \$141,330 | \$141,330 | \$177,750 | N/A | N/A |
| Employment: | 460 | HOURLY: | \$116.23 | \$67.95 | \$67.95 | \$85.46 | N/A | N/A |
| Region 2 | | ANNUAL: | \$365,670 | \$143,870 | \$143,870 | N/A | N/A | N/A |
| Employment: | 20 | HOURLY: | \$175.80 | \$69.17 | \$69.17 | N/A | N/A | N/A |
| Region 4 | | ANNUAL: | \$248,910 | \$139,840 | \$139,840 | \$160,810 | N/A | N/A |
| Employment: | 40 | HOURLY: | \$119.67 | \$67.23 | \$67.23 | \$77.31 | N/A | N/A |
| Region 5 | | ANNUAL: | \$220,060 | \$141,330 | \$141,330 | \$143,010 | N/A | N/A |
| Employment: | 340 | HOURLY: | \$105.80 | \$67.95 | \$67.95 | \$68.76 | N/A | N/A |
| Region 7 | | ANNUAL: | \$258,230 | \$137,620 | \$141,570 | \$174,990 | N/A | N/A |
| Employment: | 30 | HOURLY: | \$124.15 | \$66.16 | \$68.06 | \$84.13 | N/A | N/A |
| Bismarck, ND MetroSA | | ANNUAL: | \$258,230 | \$137,620 | \$141,570 | \$174,990 | N/A | N/A |
| Employment: | 30 | HOURLY: | \$124.15 | \$66.17 | \$68.06 | \$84.13 | N/A | N/A |
| Fargo, ND-MN MetroSA | | ANNUAL: | \$219,960 | \$141,330 | \$141,330 | \$143,010 | N/A | N/A |
| Employment: | 350 | HOURLY: | \$105.75 | \$67.95 | \$67.95 | \$68.76 | N/A | N/A |
| Grand Forks, ND-MN MetroSA | | ANNUAL: | \$247,350 | \$139,830 | \$139,830 | \$179,180 | N/A | N/A |
| Employment: | 40 | HOURLY: | \$118.92 | \$67.23 | \$67.23 | \$86.14 | N/A | N/A |
| West ND Nonmetro Area | | ANNUAL: | \$382,110 | \$143,870 | \$226,150 | N/A | N/A | N/A |
| Employment: | 30 | HOURLY: | \$183.71 | \$69.17 | \$108.73 | N/A | N/A | N/A |
| East ND Nonmetro Area | | ANNUAL: | N/A | N/A | N/A | N/A | N/A | N/A |
| Employment: | 20 | HOURLY: | N/A | N/A | N/A | N/A | N/A | N/A |

29-1241 Ophthalmologists, Except Pediatric

Alternate Job Title(s): Cornea and External Disease Physician; Viteroretinal Disease Physician

Diagnose and perform surgery to treat and help prevent disorders and diseases of the eye. May also provide vision services for treatment including glasses and contacts. Excludes Optometrists (29-1041) and Pediatric Surgeons (29-1243).

| | | | | | | | | |
|---------------------|----|----------------|-----|-----|-----|-----|-----|-----|
| North Dakota | | ANNUAL: | N/A | N/A | N/A | N/A | N/A | N/A |
| Employment: | 10 | HOURLY: | N/A | N/A | N/A | N/A | N/A | N/A |

'N/A' indicates data or information cannot be released due to reliability, availability, or confidentiality restrictions. Since a portion of substate employment is not attributed to a region, substate areas will NOT add up to statewide totals. Rounding and the absence of suppressed data may also affect additivity.

| | WAGE ESTIMATES | | | | | |
|--|-------------------|--------------------|--------------------|--------------------------------|--------------------|--------------------|
| | Average (Mean) | 10th Percentile | 25th Percentile | 50th Percentile (Median) | 75th Percentile | 90th Percentile |

29-1242 Orthopedic Surgeons, Except Pediatric

Alternate Job Title(s): Joint Preservationist; Orthopedic Sports Medicine Physician

Diagnose and perform surgery to treat and prevent rheumatic and other diseases in the musculoskeletal system. Excludes Pediatric Surgeons (29-1243).

| | | | | | | | |
|-----------------------------------|----------------|-----------|-----------|-----|-----|-----|-----|
| North Dakota | ANNUAL: | N/A | N/A | N/A | N/A | N/A | N/A |
| Employment: 30 | HOURLY: | N/A | N/A | N/A | N/A | N/A | N/A |
| Grand Forks, ND-MN MetroSA | ANNUAL: | \$413,250 | \$179,060 | N/A | N/A | N/A | N/A |
| Employment: 10 | HOURLY: | \$198.68 | \$86.09 | N/A | N/A | N/A | N/A |

29-1249 Surgeons, All Other

Alternate Job Title(s): Neurological Surgeon; Otolaryngologist; Thoracic Surgeon; Urologist

All surgeons not listed separately. Excludes Oral and Maxillofacial Surgeons (29-1022).

| | | | | | | | |
|---------------------|----------------|-----------|-----------|-----|-----|-----|-----|
| North Dakota | ANNUAL: | \$402,570 | \$106,850 | N/A | N/A | N/A | N/A |
| Employment: 30 | HOURLY: | \$193.54 | \$51.37 | N/A | N/A | N/A | N/A |

29-1292 Dental Hygienists

Alternate Job Title(s): Oral Hygienist; Registered Dental Hygienist

Administer oral hygiene care to patients. Assess patient oral hygiene problems or needs and maintain health records. Advise patients on oral health maintenance and disease prevention. May provide advanced care such as providing fluoride treatment or administering topical anesthesia.

| | | | | | | | |
|-----------------------------------|----------------|----------|----------|----------|----------|----------|----------|
| North Dakota | ANNUAL: | \$76,760 | \$63,230 | \$65,780 | \$79,350 | \$82,110 | \$85,540 |
| Employment: 890 | HOURLY: | \$36.91 | \$30.40 | \$31.63 | \$38.15 | \$39.48 | \$41.13 |
| Region 2 | ANNUAL: | \$77,300 | \$59,730 | \$76,960 | \$82,660 | \$83,070 | \$84,510 |
| Employment: 90 | HOURLY: | \$37.16 | \$28.72 | \$37.00 | \$39.74 | \$39.94 | \$40.63 |
| Region 4 | ANNUAL: | \$76,660 | \$63,030 | \$75,370 | \$77,260 | \$80,810 | \$89,710 |
| Employment: 120 | HOURLY: | \$36.85 | \$30.30 | \$36.24 | \$37.14 | \$38.85 | \$43.13 |
| Region 5 | ANNUAL: | \$75,640 | \$63,390 | \$63,600 | \$78,870 | \$80,170 | \$82,680 |
| Employment: 340 | HOURLY: | \$36.37 | \$30.48 | \$30.58 | \$37.92 | \$38.54 | \$39.75 |
| Region 7 | ANNUAL: | \$78,340 | \$63,190 | \$77,820 | \$79,350 | \$82,260 | \$94,400 |
| Employment: 180 | HOURLY: | \$37.67 | \$30.38 | \$37.41 | \$38.15 | \$39.55 | \$45.38 |
| Region 8 | ANNUAL: | \$75,980 | \$61,800 | \$76,400 | \$77,550 | \$82,920 | \$83,080 |
| Employment: 40 | HOURLY: | \$36.53 | \$29.71 | \$36.73 | \$37.28 | \$39.87 | \$39.94 |
| Bismarck, ND MetroSA | ANNUAL: | \$78,490 | \$63,430 | \$77,820 | \$79,350 | \$82,260 | \$94,430 |
| Employment: 160 | HOURLY: | \$37.74 | \$30.49 | \$37.41 | \$38.15 | \$39.55 | \$45.40 |
| Fargo, ND-MN MetroSA | ANNUAL: | \$75,590 | \$63,440 | \$63,600 | \$78,860 | \$80,110 | \$82,100 |
| Employment: 340 | HOURLY: | \$36.34 | \$30.50 | \$30.58 | \$37.91 | \$38.52 | \$39.47 |
| Grand Forks, ND-MN MetroSA | ANNUAL: | \$76,740 | \$63,160 | \$74,840 | \$77,260 | \$80,810 | \$89,970 |
| Employment: 120 | HOURLY: | \$36.89 | \$30.37 | \$35.98 | \$37.15 | \$38.85 | \$43.26 |
| West ND Nonmetro Area | ANNUAL: | \$76,830 | \$59,730 | \$76,840 | \$81,080 | \$82,970 | \$83,290 |
| Employment: 190 | HOURLY: | \$36.94 | \$28.72 | \$36.94 | \$38.98 | \$39.89 | \$40.05 |
| East ND Nonmetro Area | ANNUAL: | \$77,990 | \$63,140 | \$75,890 | \$79,430 | \$83,020 | \$89,460 |
| Employment: 120 | HOURLY: | \$37.50 | \$30.36 | \$36.48 | \$38.19 | \$39.91 | \$43.01 |

'N/A' indicates data or information cannot be released due to reliability, availability, or confidentiality restrictions. Since a portion of substate employment is not attributed to a region, substate areas will NOT add up to statewide totals. Rounding and the absence of suppressed data may also affect additivity.

| | | | WAGE ESTIMATES | | | | | |
|--|----|----------------|-------------------|--------------------|--------------------|--------------------------------|--------------------|--------------------|
| | | | Average (Mean) | 10th Percentile | 25th Percentile | 50th Percentile (Median) | 75th Percentile | 90th Percentile |
| 29-1299 Healthcare Diagnosing or Treating Practitioners, All Other | | | | | | | | |
| Alternate Job Title(s): Homeopathic Doctor; Naturopathic Physician | | | | | | | | |
| All healthcare diagnosing or treating practitioners not listed separately. | | | | | | | | |
| North Dakota | | ANNUAL: | \$78,010 | \$58,160 | \$68,410 | \$76,340 | \$86,070 | \$103,170 |
| Employment: | 40 | HOURLY: | \$37.51 | \$27.96 | \$32.89 | \$36.70 | \$41.38 | \$49.60 |
| Region 5 | | ANNUAL: | \$81,120 | \$66,210 | \$68,410 | \$76,340 | \$95,220 | \$103,170 |
| Employment: | 30 | HOURLY: | \$39.00 | \$31.83 | \$32.89 | \$36.70 | \$45.78 | \$49.60 |

29-2101 Clinical Laboratory Technologists and Technicians

Alternate Job Title(s): Blood Bank Laboratory Technologist; Cytogenetic Technologist; Immunohematologist; Histology Technician; Pathology Technician; Serology Technician

Perform routine or complex medical laboratory tests for diagnosis, treatment, and prevention of disease. Medical and Clinical Laboratory Technologists may train or supervise staff.

| | | | | | | | | |
|-----------------------------------|--|----------------|----------|----------|----------|----------|----------|----------|
| North Dakota | | ANNUAL: | \$59,240 | \$36,990 | \$49,880 | \$58,470 | \$68,180 | \$81,740 |
| Employment: 1,260 | | HOURLY: | \$28.48 | \$17.78 | \$23.98 | \$28.11 | \$32.78 | \$39.30 |
| Region 1 | | ANNUAL: | \$61,630 | \$33,780 | \$49,220 | \$59,160 | \$79,260 | \$81,910 |
| Employment: 40 | | HOURLY: | \$29.63 | \$16.24 | \$23.66 | \$28.44 | \$38.11 | \$39.38 |
| Region 2 | | ANNUAL: | \$63,570 | \$49,220 | \$56,120 | \$61,430 | \$77,500 | \$80,560 |
| Employment: 100 | | HOURLY: | \$30.56 | \$23.66 | \$26.98 | \$29.53 | \$37.26 | \$38.73 |
| Region 3 | | ANNUAL: | \$61,980 | \$36,120 | \$56,540 | \$59,940 | \$73,610 | \$83,870 |
| Employment: 30 | | HOURLY: | \$29.80 | \$17.37 | \$27.18 | \$28.81 | \$35.39 | \$40.32 |
| Region 4 | | ANNUAL: | \$56,520 | \$36,950 | \$46,870 | \$57,250 | \$62,010 | \$79,570 |
| Employment: 170 | | HOURLY: | \$27.17 | \$17.76 | \$22.54 | \$27.52 | \$29.81 | \$38.26 |
| Region 5 | | ANNUAL: | \$59,410 | \$38,240 | \$50,570 | \$60,200 | \$64,520 | \$81,750 |
| Employment: 550 | | HOURLY: | \$28.56 | \$18.38 | \$24.31 | \$28.94 | \$31.02 | \$39.30 |
| Region 6 | | ANNUAL: | \$62,010 | \$36,990 | \$52,690 | \$59,040 | \$73,880 | \$84,880 |
| Employment: 50 | | HOURLY: | \$29.81 | \$17.78 | \$25.33 | \$28.39 | \$35.52 | \$40.81 |
| Region 7 | | ANNUAL: | \$57,930 | \$36,410 | \$49,890 | \$57,140 | \$64,080 | \$81,740 |
| Employment: 290 | | HOURLY: | \$27.85 | \$17.51 | \$23.98 | \$27.47 | \$30.81 | \$39.30 |
| Bismarck, ND MetroSA | | ANNUAL: | \$57,250 | \$30,530 | \$47,920 | \$56,210 | \$64,080 | \$81,740 |
| Employment: 260 | | HOURLY: | \$27.52 | \$14.68 | \$23.04 | \$27.03 | \$30.81 | \$39.30 |
| Fargo, ND-MN MetroSA | | ANNUAL: | \$58,920 | \$38,230 | \$50,570 | \$57,980 | \$64,520 | \$81,750 |
| Employment: 550 | | HOURLY: | \$28.33 | \$18.38 | \$24.31 | \$27.88 | \$31.02 | \$39.30 |
| Grand Forks, ND-MN MetroSA | | ANNUAL: | \$56,700 | \$36,950 | \$46,870 | \$57,240 | \$62,010 | \$78,350 |
| Employment: 160 | | HOURLY: | \$27.26 | \$17.77 | \$22.54 | \$27.52 | \$29.81 | \$37.67 |
| West ND Nonmetro Area | | ANNUAL: | \$62,510 | \$38,960 | \$52,680 | \$60,450 | \$77,140 | \$81,910 |
| Employment: 200 | | HOURLY: | \$30.05 | \$18.73 | \$25.33 | \$29.06 | \$37.09 | \$39.38 |
| East ND Nonmetro Area | | ANNUAL: | \$60,120 | \$36,990 | \$52,000 | \$59,040 | \$72,800 | \$81,230 |
| Employment: 120 | | HOURLY: | \$28.90 | \$17.78 | \$25.00 | \$28.39 | \$35.00 | \$39.05 |

'N/A' indicates data or information cannot be released due to reliability, availability, or confidentiality restrictions. Since a portion of substate employment is not attributed to a region, substate areas will NOT add up to statewide totals. Rounding and the absence of suppressed data may also affect additivity.

| | | | WAGE ESTIMATES | | | | | |
|---|-----|----------------|-------------------|--------------------|--------------------|--------------------------------|--------------------|--------------------|
| | | | Average (Mean) | 10th Percentile | 25th Percentile | 50th Percentile (Median) | 75th Percentile | 90th Percentile |
| 29-2031 Cardiovascular Technologists and Technicians | | | | | | | | |
| Alternate Job Title(s): Cardiac Catheterization Technologist; EKG Technician | | | | | | | | |
| Conduct tests on pulmonary or cardiovascular systems of patients for diagnostic, therapeutic, or research purposes. May conduct or assist in electrocardiograms, cardiac catheterizations, pulmonary functions, lung capacity, and similar tests. | | | | | | | | |
| North Dakota | | ANNUAL: | \$60,760 | \$34,650 | \$46,770 | \$59,950 | \$79,030 | \$83,670 |
| Employment: | 120 | HOURLY: | \$29.21 | \$16.66 | \$22.48 | \$28.82 | \$37.99 | \$40.23 |
| Region 5 | | ANNUAL: | \$60,870 | \$34,650 | \$42,200 | \$59,950 | \$79,030 | \$83,670 |
| Employment: | 70 | HOURLY: | \$29.27 | \$16.66 | \$20.29 | \$28.82 | \$37.99 | \$40.22 |
| Region 7 | | ANNUAL: | \$55,260 | \$32,860 | \$47,870 | \$58,740 | \$60,380 | \$82,150 |
| Employment: | 20 | HOURLY: | \$26.57 | \$15.80 | \$23.02 | \$28.24 | \$29.03 | \$39.49 |
| Fargo, ND-MN MetroSA | | ANNUAL: | \$60,660 | \$34,650 | \$46,770 | \$59,950 | \$79,030 | \$83,670 |
| Employment: | 80 | HOURLY: | \$29.16 | \$16.66 | \$22.48 | \$28.82 | \$37.99 | \$40.23 |

29-2032 Diagnostic Medical Sonographers**Alternate Job Title(s):** Echocardiographer; Registered Diagnostic Medical Sonographer; Ultrasound Technologist

Produce ultrasonic recordings of internal organs for use by physicians. Includes vascular technologists. Excludes Cardiovascular Technologists and Technicians (29-2031).

| | | | | | | | | |
|------------------------------|-----|----------------|----------|----------|----------|----------|----------|----------|
| North Dakota | | ANNUAL: | \$74,410 | \$62,650 | \$63,190 | \$77,310 | \$83,750 | \$91,740 |
| Employment: | 240 | HOURLY: | \$35.77 | \$30.12 | \$30.38 | \$37.17 | \$40.27 | \$44.11 |
| Region 5 | | ANNUAL: | \$75,670 | \$63,190 | \$63,190 | \$78,570 | \$85,510 | \$91,540 |
| Employment: | 110 | HOURLY: | \$36.38 | \$30.38 | \$30.38 | \$37.77 | \$41.11 | \$44.01 |
| Region 7 | | ANNUAL: | \$71,990 | \$62,650 | \$62,650 | \$63,520 | \$83,000 | \$90,360 |
| Employment: | 80 | HOURLY: | \$34.61 | \$30.12 | \$30.12 | \$30.54 | \$39.90 | \$43.44 |
| Bismarck, ND MetroSA | | ANNUAL: | \$71,990 | \$62,650 | \$62,650 | \$63,520 | \$83,000 | \$90,360 |
| Employment: | 80 | HOURLY: | \$34.61 | \$30.12 | \$30.12 | \$30.54 | \$39.91 | \$43.44 |
| Fargo, ND-MN MetroSA | | ANNUAL: | \$75,650 | \$63,190 | \$63,190 | \$78,570 | \$85,510 | \$91,540 |
| Employment: | 110 | HOURLY: | \$36.37 | \$30.38 | \$30.38 | \$37.77 | \$41.11 | \$44.01 |
| West ND Nonmetro Area | | ANNUAL: | \$79,490 | \$63,570 | \$74,010 | \$80,380 | \$91,420 | \$91,770 |
| Employment: | 20 | HOURLY: | \$38.22 | \$30.56 | \$35.58 | \$38.64 | \$43.95 | \$44.12 |

29-2033 Nuclear Medicine Technologists**Alternate Job Title(s):** Certified Nuclear Medicine Technologist; Nuclear Cardiology Technologist; Radioisotope Technologist

Prepare, administer, and measure radioactive isotopes in therapeutic, diagnostic, and tracer studies using a variety of radioisotope equipment. Prepare stock solutions of radioactive materials and calculate doses to be administered by radiologists. Subject patients to radiation. Execute blood volume, red cell survival, and fat absorption studies following standard laboratory techniques.

| | | | | | | | | |
|-----------------------------|-----|----------------|----------|----------|----------|----------|-----------|-----------|
| North Dakota | | ANNUAL: | \$82,460 | \$65,370 | \$66,270 | \$85,550 | \$86,280 | \$102,820 |
| Employment: | 40 | HOURLY: | \$39.64 | \$31.43 | \$31.86 | \$41.13 | \$41.48 | \$49.43 |
| Region 5 | | ANNUAL: | \$80,320 | \$65,370 | \$66,270 | \$86,290 | \$86,290 | \$102,820 |
| Employment: | 20 | HOURLY: | \$38.61 | \$31.43 | \$31.86 | \$41.48 | \$41.48 | \$49.43 |
| Region 7 | | ANNUAL: | \$85,920 | \$65,790 | \$74,460 | \$85,560 | \$101,790 | \$101,950 |
| Employment: | N/A | HOURLY: | \$41.31 | \$31.63 | \$35.80 | \$41.13 | \$48.94 | \$49.01 |
| Fargo, ND-MN MetroSA | | ANNUAL: | \$80,320 | \$65,370 | \$66,270 | \$86,280 | \$86,280 | \$102,820 |
| Employment: | 20 | HOURLY: | \$38.61 | \$31.43 | \$31.86 | \$41.48 | \$41.48 | \$49.43 |

'N/A' indicates data or information cannot be released due to reliability, availability, or confidentiality restrictions. Since a portion of substate employment is not attributed to a region, substate areas will NOT add up to statewide totals. Rounding and the absence of suppressed data may also affect additivity.

| | | | WAGE ESTIMATES | | | | | |
|--|-----|---------|-------------------|--------------------|--------------------|--------------------------------|--------------------|--------------------|
| | | | Average (Mean) | 10th Percentile | 25th Percentile | 50th Percentile (Median) | 75th Percentile | 90th Percentile |
| 29-2034 Radiologic Technologists and Technicians | | | | | | | | |
| Alternate Job Title(s): Computed Tomography (CT) Scanner Operator; X-Ray Technician | | | | | | | | |
| Take x-rays and CAT scans or administer nonradioactive materials into patient's bloodstream for diagnostic or research purposes. Includes radiologic technologists and technicians who specialize in other scanning modalities. Excludes Diagnostic Medical Sonographers (29-2032) and Magnetic Resonance Imaging Technologists (29-2035). | | | | | | | | |
| North Dakota | | ANNUAL: | \$63,360 | \$50,900 | \$51,810 | \$62,600 | \$68,500 | \$78,170 |
| Employment: | 810 | HOURLY: | \$30.46 | \$24.47 | \$24.91 | \$30.10 | \$32.93 | \$37.58 |
| Region 1 | | ANNUAL: | \$64,270 | \$49,690 | \$53,780 | \$61,670 | \$78,190 | \$79,500 |
| Employment: | 30 | HOURLY: | \$30.90 | \$23.89 | \$25.86 | \$29.65 | \$37.59 | \$38.22 |
| Region 2 | | ANNUAL: | \$64,840 | \$51,490 | \$58,260 | \$61,980 | \$73,770 | \$77,220 |
| Employment: | 70 | HOURLY: | \$31.17 | \$24.76 | \$28.01 | \$29.80 | \$35.47 | \$37.12 |
| Region 3 | | ANNUAL: | \$66,620 | \$48,980 | \$58,900 | \$64,400 | \$77,350 | \$81,500 |
| Employment: | 20 | HOURLY: | \$32.03 | \$23.55 | \$28.32 | \$30.96 | \$37.19 | \$39.18 |
| Region 4 | | ANNUAL: | \$62,990 | \$50,900 | \$53,460 | \$62,320 | \$69,010 | \$75,270 |
| Employment: | 100 | HOURLY: | \$30.28 | \$24.47 | \$25.70 | \$29.96 | \$33.18 | \$36.19 |
| Region 5 | | ANNUAL: | \$63,820 | \$51,060 | \$51,280 | \$64,230 | \$65,180 | \$78,170 |
| Employment: | 350 | HOURLY: | \$30.68 | \$24.55 | \$24.65 | \$30.88 | \$31.33 | \$37.58 |
| Region 6 | | ANNUAL: | \$61,140 | \$49,720 | \$51,970 | \$58,690 | \$67,160 | \$78,240 |
| Employment: | 40 | HOURLY: | \$29.39 | \$23.90 | \$24.98 | \$28.22 | \$32.29 | \$37.62 |
| Region 7 | | ANNUAL: | \$61,650 | \$50,940 | \$51,810 | \$62,070 | \$63,330 | \$77,990 |
| Employment: | 180 | HOURLY: | \$29.64 | \$24.49 | \$24.91 | \$29.84 | \$30.45 | \$37.49 |
| Bismarck, ND MetroSA | | ANNUAL: | \$61,340 | \$50,940 | \$51,810 | \$62,070 | \$63,330 | \$77,990 |
| Employment: | 150 | HOURLY: | \$29.49 | \$24.49 | \$24.91 | \$29.84 | \$30.45 | \$37.49 |
| Fargo, ND-MN MetroSA | | ANNUAL: | \$64,150 | \$51,280 | \$51,280 | \$64,230 | \$65,170 | \$78,170 |
| Employment: | 340 | HOURLY: | \$30.84 | \$24.65 | \$24.65 | \$30.88 | \$31.33 | \$37.58 |
| Grand Forks, ND-MN MetroSA | | ANNUAL: | \$63,180 | \$50,900 | \$53,540 | \$62,330 | \$69,010 | \$75,270 |
| Employment: | 100 | HOURLY: | \$30.37 | \$24.47 | \$25.74 | \$29.96 | \$33.18 | \$36.19 |
| West ND Nonmetro Area | | ANNUAL: | \$64,610 | \$50,270 | \$53,780 | \$61,980 | \$74,630 | \$78,190 |
| Employment: | 160 | HOURLY: | \$31.06 | \$24.17 | \$25.86 | \$29.80 | \$35.88 | \$37.59 |
| East ND Nonmetro Area | | ANNUAL: | \$63,330 | \$49,780 | \$51,960 | \$60,080 | \$72,410 | \$79,120 |
| Employment: | 90 | HOURLY: | \$30.45 | \$23.93 | \$24.98 | \$28.88 | \$34.81 | \$38.04 |

'N/A' indicates data or information cannot be released due to reliability, availability, or confidentiality restrictions. Since a portion of substate employment is not attributed to a region, substate areas will NOT add up to statewide totals. Rounding and the absence of suppressed data may also affect additivity.

| | | | WAGE ESTIMATES | | | | | | |
|---|----|--|-------------------|--------------------|--------------------|--------------------------------|--------------------|--------------------|----------|
| | | | Average (Mean) | 10th Percentile | 25th Percentile | 50th Percentile (Median) | 75th Percentile | 90th Percentile | |
| 29-2035 Magnetic Resonance Imaging Technologists | | | | | | | | | |
| Alternate Job Title(s): Computed Tomography/Magnetic Resonance Imaging (CT/MRI) Technologist; MRI Technologist | | | | | | | | | |
| Operate Magnetic Resonance Imaging (MRI) scanners. Monitor patient safety and comfort, and view images of area being scanned to ensure quality of pictures. May administer gadolinium contrast dosage intravenously. May interview patient, explain MRI procedures, and position patient on examining table. May enter into the computer data such as patient history, anatomical area to be scanned, orientation specified, and position of entry. | | | | | | | | | |
| North Dakota | | | ANNUAL: | \$72,990 | \$61,750 | \$62,550 | \$64,610 | \$89,810 | \$92,070 |
| Employment: | 80 | | HOURLY: | \$35.09 | \$29.69 | \$30.07 | \$31.06 | \$43.18 | \$44.26 |
| Region 5 | | | ANNUAL: | \$74,460 | \$63,230 | \$63,230 | \$65,890 | \$89,810 | \$89,810 |
| Employment: | 40 | | HOURLY: | \$35.80 | \$30.40 | \$30.40 | \$31.68 | \$43.18 | \$43.18 |
| Region 7 | | | ANNUAL: | \$68,240 | \$62,150 | \$62,150 | \$62,150 | \$67,240 | \$86,960 |
| Employment: | 30 | | HOURLY: | \$32.81 | \$29.88 | \$29.88 | \$29.88 | \$32.33 | \$41.81 |
| Bismarck, ND MetroSA | | | ANNUAL: | \$68,240 | \$62,150 | \$62,150 | \$62,150 | \$67,240 | \$86,960 |
| Employment: | 30 | | HOURLY: | \$32.81 | \$29.88 | \$29.88 | \$29.88 | \$32.33 | \$41.81 |
| Fargo, ND-MN MetroSA | | | ANNUAL: | \$74,490 | \$63,230 | \$63,230 | \$65,890 | \$89,810 | \$89,810 |
| Employment: | 40 | | HOURLY: | \$35.81 | \$30.40 | \$30.40 | \$31.68 | \$43.18 | \$43.18 |

29-2042 Emergency Medical Technicians**Alternate Job Title(s):** EMT

Assess injuries and illnesses and administer basic emergency medical care. May transport injured or sick persons to medical facilities. Excludes Paramedics (29-2043), Firefighters (33-2011), and Ambulance Drivers and Attendants, Except Emergency Medical Technicians (53-3011).

| | | | | | | | | |
|------------------------------|--|----------------|----------|----------|----------|----------|----------|----------|
| North Dakota | | ANNUAL: | \$42,100 | \$29,110 | \$31,460 | \$37,580 | \$53,050 | \$62,520 |
| Employment: 970 | | HOURLY: | \$20.24 | \$14.00 | \$15.12 | \$18.07 | \$25.51 | \$30.06 |
| Region 1 | | ANNUAL: | \$46,710 | \$29,080 | \$37,580 | \$39,770 | \$63,660 | \$63,660 |
| Employment: 60 | | HOURLY: | \$22.46 | \$13.98 | \$18.07 | \$19.12 | \$30.61 | \$30.61 |
| Region 2 | | ANNUAL: | \$38,380 | \$29,090 | \$31,520 | \$36,090 | \$43,040 | \$53,050 |
| Employment: 110 | | HOURLY: | \$18.45 | \$13.99 | \$15.15 | \$17.35 | \$20.69 | \$25.51 |
| Region 3 | | ANNUAL: | \$45,160 | \$29,110 | \$31,570 | \$38,780 | \$61,060 | \$63,660 |
| Employment: 70 | | HOURLY: | \$21.71 | \$14.00 | \$15.18 | \$18.64 | \$29.36 | \$30.61 |
| Region 5 | | ANNUAL: | \$40,710 | \$31,350 | \$31,350 | \$35,710 | \$45,350 | \$57,110 |
| Employment: 170 | | HOURLY: | \$19.57 | \$15.07 | \$15.07 | \$17.17 | \$21.80 | \$27.46 |
| Region 6 | | ANNUAL: | \$43,340 | \$29,500 | \$31,460 | \$37,700 | \$53,050 | \$62,520 |
| Employment: 140 | | HOURLY: | \$20.84 | \$14.18 | \$15.12 | \$18.13 | \$25.51 | \$30.06 |
| Region 7 | | ANNUAL: | \$43,260 | \$25,590 | \$30,650 | \$37,570 | \$62,400 | \$62,680 |
| Employment: 210 | | HOURLY: | \$20.80 | \$12.30 | \$14.73 | \$18.06 | \$30.00 | \$30.13 |
| Region 8 | | ANNUAL: | \$40,740 | \$29,090 | \$31,480 | \$37,580 | \$53,050 | \$62,520 |
| Employment: 90 | | HOURLY: | \$19.59 | \$13.99 | \$15.14 | \$18.07 | \$25.51 | \$30.06 |
| Fargo, ND-MN MetroSA | | ANNUAL: | \$37,990 | \$28,900 | \$31,350 | \$35,710 | \$38,090 | \$53,310 |
| Employment: 150 | | HOURLY: | \$18.26 | \$13.89 | \$15.07 | \$17.17 | \$18.31 | \$25.63 |
| West ND Nonmetro Area | | ANNUAL: | \$40,470 | \$25,590 | \$31,120 | \$37,570 | \$48,000 | \$62,860 |
| Employment: 350 | | HOURLY: | \$19.46 | \$12.30 | \$14.96 | \$18.06 | \$23.08 | \$30.22 |
| East ND Nonmetro Area | | ANNUAL: | \$43,640 | \$29,110 | \$31,830 | \$37,700 | \$53,050 | \$62,520 |
| Employment: 330 | | HOURLY: | \$20.98 | \$14.00 | \$15.30 | \$18.13 | \$25.51 | \$30.06 |

'N/A' indicates data or information cannot be released due to reliability, availability, or confidentiality restrictions. Since a portion of substate employment is not attributed to a region, substate areas will NOT add up to statewide totals. Rounding and the absence of suppressed data may also affect additivity.

| | | WAGE ESTIMATES | | | | | |
|--|--|-------------------|--------------------|--------------------|--------------------------------|--------------------|--------------------|
| | | Average (Mean) | 10th Percentile | 25th Percentile | 50th Percentile (Median) | 75th Percentile | 90th Percentile |
| 29-2043 Paramedics | | | | | | | |
| Alternate Job Title(s): Flight Paramedic | | | | | | | |
| Administer basic or advanced emergency medical care and assess injuries and illnesses. May administer medication intravenously, use equipment such as EKGs, or administer advanced life support to sick or injured individuals. Excludes Emergency Medical Technicians (29-2042) and Ambulance Drivers and Attendants, Except Emergency Medical Technicians (53-3011). | | | | | | | |
| North Dakota | | ANNUAL: | \$49,860 | \$29,170 | \$37,950 | \$47,700 | \$57,520 |
| Employment: 180 | | HOURLY: | \$23.97 | \$14.03 | \$18.24 | \$22.94 | \$27.65 |
| Region 2 | | ANNUAL: | \$49,850 | \$28,830 | \$29,310 | \$47,020 | \$57,740 |
| Employment: 30 | | HOURLY: | \$23.97 | \$13.86 | \$14.09 | \$22.60 | \$27.76 |
| Region 5 | | ANNUAL: | \$52,260 | \$38,050 | \$46,740 | \$54,870 | \$57,520 |
| Employment: 40 | | HOURLY: | \$25.12 | \$18.30 | \$22.47 | \$26.38 | \$27.65 |
| Region 6 | | ANNUAL: | \$46,790 | \$29,370 | \$37,950 | \$38,740 | \$50,450 |
| Employment: 20 | | HOURLY: | \$22.50 | \$14.12 | \$18.24 | \$18.62 | \$24.26 |
| Fargo, ND-MN MetroSA | | ANNUAL: | \$52,370 | \$41,950 | \$46,740 | \$50,600 | \$57,520 |
| Employment: 40 | | HOURLY: | \$25.18 | \$20.17 | \$22.47 | \$24.33 | \$27.65 |
| West ND Nonmetro Area | | ANNUAL: | \$49,760 | \$28,840 | \$29,310 | \$48,300 | \$57,740 |
| Employment: 60 | | HOURLY: | \$23.92 | \$13.86 | \$14.09 | \$23.22 | \$27.76 |
| East ND Nonmetro Area | | ANNUAL: | \$47,420 | \$28,830 | \$29,380 | \$38,770 | \$56,020 |
| Employment: 50 | | HOURLY: | \$22.80 | \$13.86 | \$14.13 | \$18.64 | \$26.93 |

29-2051 Dietetic Technicians

Alternate Job Title(s): Dietary Technician; Registered Diet Technician

Assist in the provision of food service and nutritional programs, under the supervision of a dietitian. May plan and produce meals based on established guidelines, teach principles of food and nutrition, or counsel individuals.

| | | | | | | | |
|-----------------|--|---------|----------|----------|----------|----------|----------|
| Region 5 | | ANNUAL: | \$35,080 | \$30,390 | \$30,390 | \$30,750 | \$39,870 |
| Employment: 20 | | HOURLY: | \$16.87 | \$14.61 | \$14.61 | \$14.79 | \$19.17 |

'N/A' indicates data or information cannot be released due to reliability, availability, or confidentiality restrictions. Since a portion of substate employment is not attributed to a region, substate areas will NOT add up to statewide totals. Rounding and the absence of suppressed data may also affect additivity.

| | | | WAGE ESTIMATES | | | | | | |
|--|-----|--|-------------------|--------------------|--------------------|--------------------------------|--------------------|--------------------|----------|
| | | | Average (Mean) | 10th Percentile | 25th Percentile | 50th Percentile (Median) | 75th Percentile | 90th Percentile | |
| 29-2052 Pharmacy Technicians | | | | | | | | | |
| Alternate Job Title(s): Certified Pharmacy Technician; Pharmacist Technician | | | | | | | | | |
| Prepare medications under the direction of a pharmacist. May measure, mix, count out, label, and record amounts and dosages of medications according to prescription orders. | | | | | | | | | |
| North Dakota | | | ANNUAL: | \$43,150 | \$33,930 | \$35,390 | \$44,720 | \$48,550 | \$56,700 |
| Employment: | 830 | | HOURLY: | \$20.75 | \$16.31 | \$17.01 | \$21.50 | \$23.34 | \$27.26 |
| Region 1 | | | ANNUAL: | \$42,520 | \$35,180 | \$35,650 | \$41,720 | \$48,240 | \$48,550 |
| Employment: | 30 | | HOURLY: | \$20.44 | \$16.92 | \$17.14 | \$20.06 | \$23.19 | \$23.34 |
| Region 2 | | | ANNUAL: | \$43,030 | \$31,760 | \$34,850 | \$44,570 | \$47,920 | \$58,800 |
| Employment: | 70 | | HOURLY: | \$20.69 | \$15.27 | \$16.75 | \$21.43 | \$23.04 | \$28.27 |
| Region 3 | | | ANNUAL: | \$41,840 | \$28,350 | \$34,390 | \$44,280 | \$44,760 | \$56,780 |
| Employment: | 40 | | HOURLY: | \$20.11 | \$13.63 | \$16.53 | \$21.29 | \$21.52 | \$27.30 |
| Region 4 | | | ANNUAL: | \$42,200 | \$33,690 | \$35,730 | \$43,410 | \$47,530 | \$50,590 |
| Employment: | 90 | | HOURLY: | \$20.29 | \$16.20 | \$17.18 | \$20.87 | \$22.85 | \$24.32 |
| Region 5 | | | ANNUAL: | \$43,880 | \$34,270 | \$35,830 | \$45,440 | \$48,850 | \$53,930 |
| Employment: | 320 | | HOURLY: | \$21.09 | \$16.48 | \$17.23 | \$21.85 | \$23.48 | \$25.93 |
| Region 6 | | | ANNUAL: | \$39,350 | \$28,030 | \$33,990 | \$34,660 | \$44,720 | \$53,930 |
| Employment: | 70 | | HOURLY: | \$18.92 | \$13.48 | \$16.34 | \$16.66 | \$21.50 | \$25.93 |
| Region 7 | | | ANNUAL: | \$44,150 | \$33,730 | \$35,510 | \$47,400 | \$48,240 | \$58,120 |
| Employment: | 190 | | HOURLY: | \$21.22 | \$16.22 | \$17.07 | \$22.79 | \$23.19 | \$27.94 |
| Region 8 | | | ANNUAL: | \$43,060 | \$29,060 | \$34,780 | \$44,570 | \$49,360 | \$59,060 |
| Employment: | 40 | | HOURLY: | \$20.70 | \$13.97 | \$16.72 | \$21.43 | \$23.73 | \$28.39 |
| Bismarck, ND MetroSA | | | ANNUAL: | \$44,630 | \$33,730 | \$35,860 | \$47,900 | \$48,240 | \$58,120 |
| Employment: | 160 | | HOURLY: | \$21.46 | \$16.22 | \$17.24 | \$23.03 | \$23.19 | \$27.94 |
| Fargo, ND-MN MetroSA | | | ANNUAL: | \$42,790 | \$35,200 | \$35,670 | \$43,190 | \$48,840 | \$51,670 |
| Employment: | 410 | | HOURLY: | \$20.57 | \$16.93 | \$17.15 | \$20.76 | \$23.48 | \$24.84 |
| Grand Forks, ND-MN MetroSA | | | ANNUAL: | \$41,520 | \$33,690 | \$35,730 | \$38,770 | \$47,530 | \$48,140 |
| Employment: | 90 | | HOURLY: | \$19.96 | \$16.20 | \$17.18 | \$18.64 | \$22.85 | \$23.14 |
| West ND Nonmetro Area | | | ANNUAL: | \$42,640 | \$30,320 | \$34,850 | \$44,380 | \$48,320 | \$57,290 |
| Employment: | 160 | | HOURLY: | \$20.50 | \$14.58 | \$16.76 | \$21.34 | \$23.23 | \$27.55 |
| East ND Nonmetro Area | | | ANNUAL: | \$39,940 | \$28,030 | \$33,990 | \$36,210 | \$44,720 | \$53,930 |
| Employment: | 160 | | HOURLY: | \$19.20 | \$13.48 | \$16.34 | \$17.41 | \$21.50 | \$25.93 |

'N/A' indicates data or information cannot be released due to reliability, availability, or confidentiality restrictions. Since a portion of substate employment is not attributed to a region, substate areas will NOT add up to statewide totals. Rounding and the absence of suppressed data may also affect additivity.

| | | WAGE ESTIMATES | | | | | |
|---|--|-------------------|--------------------|--------------------|--------------------------------|--------------------|--------------------|
| | | Average (Mean) | 10th Percentile | 25th Percentile | 50th Percentile (Median) | 75th Percentile | 90th Percentile |
| 29-2053 Psychiatric Technicians | | | | | | | |
| Alternate Job Title(s): Behavioral Health Technician; Mental Health Technician | | | | | | | |
| Care for individuals with mental or emotional conditions or disabilities, following the instructions of physicians or other health practitioners. Monitor patients' physical and emotional well-being and report to medical staff. May participate in rehabilitation and treatment programs, help with personal hygiene, and administer oral or injectable medications. | | | | | | | |
| North Dakota | | ANNUAL: | \$38,270 | \$31,270 | \$34,120 | \$38,430 | \$40,020 |
| Employment: 180 | | HOURLY: | \$18.40 | \$15.03 | \$16.40 | \$18.48 | \$19.24 |
| Region 5 | | ANNUAL: | \$39,550 | \$31,270 | \$34,050 | \$40,020 | \$40,020 |
| Employment: N/A | | HOURLY: | \$19.01 | \$15.03 | \$16.37 | \$19.24 | \$19.24 |
| Region 7 | | ANNUAL: | \$35,120 | \$34,120 | \$34,120 | \$34,120 | \$34,130 |
| Employment: 30 | | HOURLY: | \$16.88 | \$16.40 | \$16.40 | \$16.40 | \$16.41 |
| Fargo, ND-MN MetroSA | | ANNUAL: | \$40,030 | \$31,270 | \$36,780 | \$40,020 | \$40,860 |
| Employment: 140 | | HOURLY: | \$19.25 | \$15.03 | \$17.68 | \$19.24 | \$19.65 |

29-2055 Surgical Technologists**Alternate Job Title(s):** Certified Surgical Technologist; OR Tech; Surgical Scrub Technologist

Assist in operations, under the supervision of surgeons, registered nurses, or other surgical personnel. May help set up operating room, prepare and transport patients for surgery, adjust lights and equipment, pass instruments and other supplies to surgeons and surgeons' assistants, hold retractors, cut sutures, and help count sponges, needles, supplies, and instruments. Excludes Surgical Assistants (29-9093).

| | | | | | | | |
|-----------------------------------|--|---------|----------|----------|----------|----------|----------|
| North Dakota | | ANNUAL: | \$52,780 | \$47,680 | \$48,240 | \$50,330 | \$58,890 |
| Employment: 320 | | HOURLY: | \$25.37 | \$22.93 | \$23.19 | \$24.20 | \$28.31 |
| Region 4 | | ANNUAL: | \$52,060 | \$47,120 | \$47,680 | \$49,310 | \$55,480 |
| Employment: 40 | | HOURLY: | \$25.03 | \$22.66 | \$22.93 | \$23.70 | \$26.67 |
| Region 5 | | ANNUAL: | \$52,640 | \$47,970 | \$48,950 | \$50,330 | \$57,660 |
| Employment: 160 | | HOURLY: | \$25.31 | \$23.06 | \$23.53 | \$24.20 | \$27.72 |
| Region 7 | | ANNUAL: | \$54,010 | \$47,880 | \$47,880 | \$51,440 | \$59,400 |
| Employment: 80 | | HOURLY: | \$25.96 | \$23.02 | \$23.02 | \$24.73 | \$28.56 |
| Bismarck, ND MetroSA | | ANNUAL: | \$54,160 | \$47,880 | \$47,880 | \$51,440 | \$59,400 |
| Employment: 80 | | HOURLY: | \$26.04 | \$23.02 | \$23.02 | \$24.73 | \$28.56 |
| Fargo, ND-MN MetroSA | | ANNUAL: | \$52,770 | \$48,950 | \$48,950 | \$50,960 | \$57,660 |
| Employment: 160 | | HOURLY: | \$25.37 | \$23.53 | \$23.53 | \$24.50 | \$27.72 |
| Grand Forks, ND-MN MetroSA | | ANNUAL: | \$53,220 | \$47,120 | \$47,680 | \$53,630 | \$58,970 |
| Employment: 40 | | HOURLY: | \$25.59 | \$22.66 | \$22.93 | \$25.78 | \$28.35 |
| West ND Nonmetro Area | | ANNUAL: | \$51,160 | \$46,760 | \$48,240 | \$48,410 | \$52,250 |
| Employment: 30 | | HOURLY: | \$24.60 | \$22.48 | \$23.19 | \$23.27 | \$25.12 |
| East ND Nonmetro Area | | ANNUAL: | \$51,560 | \$44,650 | \$47,050 | \$51,150 | \$54,480 |
| Employment: 10 | | HOURLY: | \$24.79 | \$21.47 | \$22.62 | \$24.59 | \$26.19 |

'N/A' indicates data or information cannot be released due to reliability, availability, or confidentiality restrictions. Since a portion of substate employment is not attributed to a region, substate areas will NOT add up to statewide totals. Rounding and the absence of suppressed data may also affect additivity.

| | | | WAGE ESTIMATES | | | | | |
|--|-----|----------------|-------------------|--------------------|--------------------|--------------------------------|--------------------|--------------------|
| | | | Average (Mean) | 10th Percentile | 25th Percentile | 50th Percentile (Median) | 75th Percentile | 90th Percentile |
| 29-2056 Veterinary Technologists and Technicians | | | | | | | | |
| Alternate Job Title(s): Veterinary Laboratory Technician; Veterinary Surgery Technologist; Veterinary X-Ray Operator | | | | | | | | |
| Perform medical tests in a laboratory environment for use in the treatment and diagnosis of diseases in animals. Prepare vaccines and serums for prevention of diseases. Prepare tissue samples, take blood samples, and execute laboratory tests, such as urinalysis and blood counts. Clean and sterilize instruments and materials and maintain equipment and machines. May assist a veterinarian during surgery. | | | | | | | | |
| North Dakota | | ANNUAL: | \$39,590 | \$31,910 | \$36,580 | \$37,320 | \$44,350 | \$45,970 |
| Employment: | 280 | HOURLY: | \$19.03 | \$15.34 | \$17.59 | \$17.94 | \$21.32 | \$22.10 |
| Region 2 | | ANNUAL: | \$44,680 | \$37,300 | \$37,540 | \$44,720 | \$47,340 | \$62,750 |
| Employment: | 20 | HOURLY: | \$21.48 | \$17.93 | \$18.05 | \$21.50 | \$22.76 | \$30.17 |
| Region 4 | | ANNUAL: | \$39,710 | \$32,180 | \$36,110 | \$39,180 | \$42,060 | \$48,930 |
| Employment: | 20 | HOURLY: | \$19.09 | \$15.47 | \$17.36 | \$18.84 | \$20.22 | \$23.52 |
| Region 5 | | ANNUAL: | \$38,320 | \$31,660 | \$36,580 | \$36,870 | \$39,030 | \$44,580 |
| Employment: | 130 | HOURLY: | \$18.42 | \$15.22 | \$17.59 | \$17.73 | \$18.76 | \$21.43 |
| Region 6 | | ANNUAL: | \$38,310 | \$31,490 | \$37,970 | \$38,240 | \$39,060 | \$45,530 |
| Employment: | 20 | HOURLY: | \$18.42 | \$15.14 | \$18.25 | \$18.39 | \$18.78 | \$21.89 |
| Region 7 | | ANNUAL: | \$40,100 | \$31,910 | \$36,400 | \$37,290 | \$44,920 | \$46,240 |
| Employment: | 50 | HOURLY: | \$19.28 | \$15.34 | \$17.50 | \$17.93 | \$21.60 | \$22.23 |
| Region 8 | | ANNUAL: | \$41,190 | \$36,080 | \$37,450 | \$39,220 | \$44,170 | \$47,200 |
| Employment: | 10 | HOURLY: | \$19.80 | \$17.34 | \$18.00 | \$18.85 | \$21.24 | \$22.69 |
| Bismarck, ND MetroSA | | ANNUAL: | \$39,940 | \$31,910 | \$36,400 | \$36,750 | \$44,920 | \$45,090 |
| Employment: | 40 | HOURLY: | \$19.20 | \$15.34 | \$17.50 | \$17.67 | \$21.60 | \$21.68 |
| Fargo, ND-MN MetroSA | | ANNUAL: | \$38,320 | \$33,620 | \$36,580 | \$36,870 | \$39,190 | \$44,580 |
| Employment: | 130 | HOURLY: | \$18.42 | \$16.16 | \$17.59 | \$17.73 | \$18.84 | \$21.43 |
| Grand Forks, ND-MN MetroSA | | ANNUAL: | \$38,250 | \$31,670 | \$36,110 | \$39,180 | \$40,050 | \$44,810 |
| Employment: | 30 | HOURLY: | \$18.39 | \$15.22 | \$17.36 | \$18.84 | \$19.26 | \$21.54 |
| West ND Nonmetro Area | | ANNUAL: | \$42,200 | \$32,060 | \$37,450 | \$39,920 | \$46,810 | \$48,930 |
| Employment: | 60 | HOURLY: | \$20.29 | \$15.41 | \$18.01 | \$19.19 | \$22.51 | \$23.52 |
| East ND Nonmetro Area | | ANNUAL: | \$39,760 | \$31,530 | \$37,970 | \$38,980 | \$42,930 | \$46,680 |
| Employment: | 40 | HOURLY: | \$19.12 | \$15.16 | \$18.25 | \$18.74 | \$20.64 | \$22.44 |

'N/A' indicates data or information cannot be released due to reliability, availability, or confidentiality restrictions. Since a portion of substate employment is not attributed to a region, substate areas will NOT add up to statewide totals. Rounding and the absence of suppressed data may also affect additivity.

| | | | WAGE ESTIMATES | | | | | |
|---|-----|---------|-------------------|--------------------|--------------------|--------------------------------|--------------------|--------------------|
| | | | Average (Mean) | 10th Percentile | 25th Percentile | 50th Percentile (Median) | 75th Percentile | 90th Percentile |
| 29-2057 Ophthalmic Medical Technicians | | | | | | | | |
| Alternate Job Title(s): Ocular Care Technologist; Ophthalmic Technologist | | | | | | | | |
| Assist ophthalmologists by performing ophthalmic clinical functions. May administer eye exams, administer eye medications, and instruct the patient in care and use of corrective lenses. | | | | | | | | |
| North Dakota | | ANNUAL: | \$42,220 | \$35,460 | \$37,180 | \$41,600 | \$46,010 | \$48,050 |
| Employment: | 390 | HOURLY: | \$20.30 | \$17.05 | \$17.87 | \$20.00 | \$22.12 | \$23.10 |
| Region 1 | | ANNUAL: | \$39,630 | \$31,890 | \$31,970 | \$37,400 | \$43,780 | \$47,260 |
| Employment: | 20 | HOURLY: | \$19.05 | \$15.33 | \$15.37 | \$17.98 | \$21.05 | \$22.72 |
| Region 2 | | ANNUAL: | \$41,440 | \$37,300 | \$37,390 | \$41,480 | \$43,780 | \$46,740 |
| Employment: | 30 | HOURLY: | \$19.93 | \$17.93 | \$17.98 | \$19.94 | \$21.05 | \$22.47 |
| Region 4 | | ANNUAL: | \$42,430 | \$35,460 | \$36,290 | \$44,300 | \$45,370 | \$45,760 |
| Employment: | 60 | HOURLY: | \$20.40 | \$17.05 | \$17.45 | \$21.30 | \$21.81 | \$22.00 |
| Region 5 | | ANNUAL: | \$43,140 | \$34,470 | \$37,530 | \$41,860 | \$46,300 | \$54,520 |
| Employment: | 110 | HOURLY: | \$20.74 | \$16.57 | \$18.04 | \$20.13 | \$22.26 | \$26.21 |
| Region 7 | | ANNUAL: | \$42,170 | \$36,010 | \$36,490 | \$40,830 | \$46,030 | \$48,050 |
| Employment: | 100 | HOURLY: | \$20.27 | \$17.31 | \$17.54 | \$19.63 | \$22.13 | \$23.10 |
| Region 8 | | ANNUAL: | \$41,610 | \$31,980 | \$37,390 | \$41,440 | \$46,510 | \$46,740 |
| Employment: | 30 | HOURLY: | \$20.00 | \$15.37 | \$17.97 | \$19.92 | \$22.36 | \$22.47 |
| Bismarck, ND MetroSA | | ANNUAL: | \$42,050 | \$36,010 | \$36,490 | \$39,880 | \$46,020 | \$48,050 |
| Employment: | 90 | HOURLY: | \$20.22 | \$17.31 | \$17.54 | \$19.17 | \$22.13 | \$23.10 |
| Fargo, ND-MN MetroSA | | ANNUAL: | \$44,230 | \$36,300 | \$37,530 | \$45,690 | \$46,300 | \$59,520 |
| Employment: | 100 | HOURLY: | \$21.27 | \$17.45 | \$18.04 | \$21.97 | \$22.26 | \$28.62 |
| Grand Forks, ND-MN MetroSA | | ANNUAL: | \$42,770 | \$35,600 | \$37,000 | \$43,680 | \$45,370 | \$54,840 |
| Employment: | 60 | HOURLY: | \$20.56 | \$17.12 | \$17.79 | \$21.00 | \$21.81 | \$26.37 |
| West ND Nonmetro Area | | ANNUAL: | \$41,230 | \$31,890 | \$37,390 | \$41,160 | \$44,990 | \$46,740 |
| Employment: | 90 | HOURLY: | \$19.82 | \$15.33 | \$17.97 | \$19.79 | \$21.63 | \$22.47 |
| East ND Nonmetro Area | | ANNUAL: | \$41,300 | \$31,420 | \$37,100 | \$40,230 | \$46,740 | \$47,130 |
| Employment: | 60 | HOURLY: | \$19.86 | \$15.11 | \$17.84 | \$19.34 | \$22.47 | \$22.66 |

'N/A' indicates data or information cannot be released due to reliability, availability, or confidentiality restrictions. Since a portion of substate employment is not attributed to a region, substate areas will NOT add up to statewide totals. Rounding and the absence of suppressed data may also affect additivity.

| | | WAGE ESTIMATES | | | | | |
|--|--|-------------------|--------------------|--------------------|--------------------------------|--------------------|--------------------|
| | | Average (Mean) | 10th Percentile | 25th Percentile | 50th Percentile (Median) | 75th Percentile | 90th Percentile |
| 29-2061 Licensed Practical and Licensed Vocational Nurses | | | | | | | |
| Alternate Job Title(s): LPN; LVN; Pediatric Licensed Practical Nurse | | | | | | | |
| Care for ill, injured, or convalescing patients or persons with disabilities in hospitals, nursing homes, clinics, private homes, group homes, and similar institutions. May work under the supervision of a registered nurse. Licensing required. | | | | | | | |
| North Dakota | | ANNUAL: | \$53,080 | \$46,800 | \$49,550 | \$50,710 | \$57,490 |
| Employment: 2,510 | | HOURLY: | \$25.52 | \$22.50 | \$23.82 | \$24.38 | \$29.58 |
| Region 1 | | ANNUAL: | \$54,550 | \$46,610 | \$48,800 | \$50,170 | \$60,840 |
| Employment: 80 | | HOURLY: | \$26.22 | \$22.41 | \$23.46 | \$24.12 | \$29.25 |
| Region 2 | | ANNUAL: | \$52,360 | \$46,800 | \$49,310 | \$49,440 | \$57,420 |
| Employment: 200 | | HOURLY: | \$25.17 | \$22.50 | \$23.71 | \$23.77 | \$27.60 |
| Region 3 | | ANNUAL: | \$54,870 | \$47,140 | \$49,990 | \$51,440 | \$60,360 |
| Employment: 90 | | HOURLY: | \$26.38 | \$22.66 | \$24.03 | \$24.73 | \$29.02 |
| Region 4 | | ANNUAL: | \$52,030 | \$45,820 | \$48,620 | \$49,710 | \$56,470 |
| Employment: 340 | | HOURLY: | \$25.02 | \$22.03 | \$23.37 | \$23.90 | \$27.15 |
| Region 5 | | ANNUAL: | \$52,280 | \$47,540 | \$49,880 | \$50,040 | \$57,190 |
| Employment: 950 | | HOURLY: | \$25.13 | \$22.86 | \$23.98 | \$24.06 | \$27.49 |
| Region 6 | | ANNUAL: | \$53,890 | \$46,170 | \$49,480 | \$51,140 | \$60,330 |
| Employment: 180 | | HOURLY: | \$25.91 | \$22.20 | \$23.79 | \$24.59 | \$29.00 |
| Region 7 | | ANNUAL: | \$54,120 | \$46,710 | \$49,600 | \$50,880 | \$58,080 |
| Employment: 540 | | HOURLY: | \$26.02 | \$22.46 | \$23.85 | \$24.46 | \$27.92 |
| Region 8 | | ANNUAL: | \$55,080 | \$46,640 | \$48,820 | \$53,910 | \$60,890 |
| Employment: 130 | | HOURLY: | \$26.48 | \$22.42 | \$23.47 | \$25.92 | \$29.27 |
| Bismarck, ND MetroSA | | ANNUAL: | \$54,020 | \$46,700 | \$49,600 | \$50,880 | \$57,750 |
| Employment: 480 | | HOURLY: | \$25.97 | \$22.45 | \$23.85 | \$24.46 | \$27.77 |
| Fargo, ND-MN MetroSA | | ANNUAL: | \$52,280 | \$47,710 | \$49,880 | \$50,040 | \$57,450 |
| Employment: 970 | | HOURLY: | \$25.14 | \$22.94 | \$23.98 | \$24.06 | \$27.62 |
| Grand Forks, ND-MN MetroSA | | ANNUAL: | \$51,710 | \$45,950 | \$49,330 | \$49,710 | \$56,470 |
| Employment: 370 | | HOURLY: | \$24.86 | \$22.09 | \$23.72 | \$23.90 | \$27.15 |
| West ND Nonmetro Area | | ANNUAL: | \$53,800 | \$46,800 | \$49,290 | \$51,260 | \$59,480 |
| Employment: 470 | | HOURLY: | \$25.87 | \$22.50 | \$23.70 | \$24.64 | \$28.60 |
| East ND Nonmetro Area | | ANNUAL: | \$54,040 | \$46,600 | \$49,280 | \$51,460 | \$60,330 |
| Employment: 430 | | HOURLY: | \$25.98 | \$22.41 | \$23.69 | \$24.74 | \$29.00 |

'N/A' indicates data or information cannot be released due to reliability, availability, or confidentiality restrictions. Since a portion of substate employment is not attributed to a region, substate areas will NOT add up to statewide totals. Rounding and the absence of suppressed data may also affect additivity.

| | WAGE ESTIMATES | | | | | |
|--|-------------------|--------------------|--------------------|--------------------------------|--------------------|--------------------|
| | Average (Mean) | 10th Percentile | 25th Percentile | 50th Percentile (Median) | 75th Percentile | 90th Percentile |

29-2072 Medical Records Specialists

Alternate Job Title(s): Health Information Coder; Medical Bill Coder

Compile, process, and maintain medical records of hospital and clinic patients in a manner consistent with medical, administrative, ethical, legal, and regulatory requirements of the healthcare system. Classify medical and healthcare concepts, including diagnosis, procedures, medical services, and equipment, into the healthcare industry's numerical coding system. Includes medical coders. Excludes Health Information Technologists and Medical Registrars (29-9021) and File Clerks (43-4071).

| | | | | | | | |
|-----------------------------------|----------------|----------|----------|----------|----------|----------|----------|
| North Dakota | ANNUAL: | \$48,590 | \$35,980 | \$39,620 | \$46,800 | \$57,660 | \$61,560 |
| Employment: 470 | HOURLY: | \$23.36 | \$17.30 | \$19.05 | \$22.50 | \$27.72 | \$29.60 |
| Region 1 | ANNUAL: | \$49,100 | \$34,950 | \$40,550 | \$48,300 | \$56,900 | \$62,650 |
| Employment: 20 | HOURLY: | \$23.61 | \$16.80 | \$19.50 | \$23.22 | \$27.36 | \$30.12 |
| Region 2 | ANNUAL: | \$49,280 | \$38,110 | \$41,210 | \$48,090 | \$55,510 | \$61,170 |
| Employment: 40 | HOURLY: | \$23.69 | \$18.32 | \$19.81 | \$23.12 | \$26.69 | \$29.41 |
| Region 3 | ANNUAL: | \$46,900 | \$35,070 | \$39,550 | \$44,280 | \$50,980 | \$61,090 |
| Employment: 40 | HOURLY: | \$22.55 | \$16.86 | \$19.02 | \$21.29 | \$24.51 | \$29.37 |
| Region 4 | ANNUAL: | \$48,900 | \$35,160 | \$42,400 | \$46,560 | \$55,370 | \$63,560 |
| Employment: 70 | HOURLY: | \$23.51 | \$16.91 | \$20.39 | \$22.38 | \$26.62 | \$30.56 |
| Region 5 | ANNUAL: | \$49,330 | \$37,530 | \$39,440 | \$45,880 | \$60,600 | \$62,750 |
| Employment: 150 | HOURLY: | \$23.72 | \$18.04 | \$18.96 | \$22.06 | \$29.13 | \$30.17 |
| Region 6 | ANNUAL: | \$44,590 | \$28,680 | \$34,930 | \$43,680 | \$51,170 | \$64,800 |
| Employment: 30 | HOURLY: | \$21.44 | \$13.79 | \$16.79 | \$21.00 | \$24.60 | \$31.15 |
| Region 7 | ANNUAL: | \$49,290 | \$37,450 | \$43,000 | \$47,570 | \$58,160 | \$59,990 |
| Employment: 100 | HOURLY: | \$23.70 | \$18.00 | \$20.67 | \$22.87 | \$27.96 | \$28.84 |
| Bismarck, ND MetroSA | ANNUAL: | \$49,400 | \$37,450 | \$43,840 | \$47,570 | \$58,380 | \$59,990 |
| Employment: 90 | HOURLY: | \$23.75 | \$18.00 | \$21.08 | \$22.87 | \$28.07 | \$28.84 |
| Fargo, ND-MN MetroSA | ANNUAL: | \$49,220 | \$37,530 | \$39,010 | \$46,960 | \$60,600 | \$62,750 |
| Employment: 140 | HOURLY: | \$23.66 | \$18.04 | \$18.76 | \$22.58 | \$29.13 | \$30.17 |
| Grand Forks, ND-MN MetroSA | ANNUAL: | \$47,040 | \$37,080 | \$42,400 | \$46,050 | \$50,170 | \$59,250 |
| Employment: 60 | HOURLY: | \$22.61 | \$17.83 | \$20.39 | \$22.14 | \$24.12 | \$28.49 |
| West ND Nonmetro Area | ANNUAL: | \$48,690 | \$37,440 | \$39,660 | \$46,810 | \$53,060 | \$61,160 |
| Employment: 90 | HOURLY: | \$23.41 | \$18.00 | \$19.07 | \$22.50 | \$25.51 | \$29.41 |
| East ND Nonmetro Area | ANNUAL: | \$47,990 | \$33,690 | \$38,200 | \$45,610 | \$53,060 | \$71,120 |
| Employment: 110 | HOURLY: | \$23.07 | \$16.20 | \$18.37 | \$21.93 | \$25.51 | \$34.19 |

'N/A' indicates data or information cannot be released due to reliability, availability, or confidentiality restrictions. Since a portion of substate employment is not attributed to a region, substate areas will NOT add up to statewide totals. Rounding and the absence of suppressed data may also affect additivity.

| | | | WAGE ESTIMATES | | | | | |
|---|-----|----------------|-------------------|--------------------|--------------------|--------------------------------|--------------------|--------------------|
| | | | Average (Mean) | 10th Percentile | 25th Percentile | 50th Percentile (Median) | 75th Percentile | 90th Percentile |
| 29-2081 Opticians, Dispensing | | | | | | | | |
| Alternate Job Title(s): Contact Lens Fitter; Eyeglass Fitter | | | | | | | | |
| Design, measure, fit, and adapt lenses and frames for client according to written optical prescription or specification. Assist client with inserting, removing, and caring for contact lenses. Assist client with selecting frames. Measure customer for size of eyeglasses and coordinate frames with facial and eye measurements and optical prescription. Prepare work order for optical laboratory containing instructions for grinding and mounting lenses in frames. Verify exactness of finished lens spectacles. Adjust frame and lens position to fit client. May shape or reshape frames. Includes contact lens opticians. | | | | | | | | |
| North Dakota | | ANNUAL: | \$40,320 | \$30,680 | \$35,780 | \$37,860 | \$46,540 | \$49,820 |
| Employment: | 350 | HOURLY: | \$19.38 | \$14.75 | \$17.20 | \$18.20 | \$22.38 | \$23.95 |
| Region 1 | | ANNUAL: | \$41,100 | \$31,830 | \$37,570 | \$39,100 | \$48,190 | \$48,390 |
| Employment: | 20 | HOURLY: | \$19.76 | \$15.30 | \$18.06 | \$18.80 | \$23.17 | \$23.26 |
| Region 2 | | ANNUAL: | \$39,110 | \$32,230 | \$33,780 | \$36,440 | \$41,600 | \$48,020 |
| Employment: | 40 | HOURLY: | \$18.80 | \$15.49 | \$16.24 | \$17.52 | \$20.00 | \$23.09 |
| Region 4 | | ANNUAL: | \$38,430 | \$28,780 | \$33,970 | \$35,400 | \$45,420 | \$49,810 |
| Employment: | 50 | HOURLY: | \$18.47 | \$13.83 | \$16.33 | \$17.02 | \$21.84 | \$23.95 |
| Region 5 | | ANNUAL: | \$42,120 | \$29,160 | \$35,780 | \$38,650 | \$48,670 | \$65,910 |
| Employment: | 100 | HOURLY: | \$20.25 | \$14.02 | \$17.20 | \$18.58 | \$23.40 | \$31.69 |
| Region 6 | | ANNUAL: | \$39,840 | \$32,330 | \$37,060 | \$39,600 | \$39,600 | \$49,260 |
| Employment: | 10 | HOURLY: | \$19.16 | \$15.54 | \$17.82 | \$19.04 | \$19.04 | \$23.68 |
| Region 7 | | ANNUAL: | \$39,790 | \$31,500 | \$35,880 | \$38,210 | \$42,830 | \$49,360 |
| Employment: | 100 | HOURLY: | \$19.13 | \$15.14 | \$17.25 | \$18.37 | \$20.59 | \$23.73 |
| Region 8 | | ANNUAL: | \$40,460 | \$31,830 | \$36,440 | \$38,340 | \$43,500 | \$49,360 |
| Employment: | 20 | HOURLY: | \$19.45 | \$15.30 | \$17.52 | \$18.43 | \$20.91 | \$23.73 |
| Bismarck, ND MetroSA | | ANNUAL: | \$39,770 | \$31,350 | \$35,880 | \$38,210 | \$39,470 | \$49,240 |
| Employment: | 100 | HOURLY: | \$19.12 | \$15.07 | \$17.25 | \$18.37 | \$18.98 | \$23.67 |
| Fargo, ND-MN MetroSA | | ANNUAL: | \$42,140 | \$29,270 | \$35,780 | \$38,650 | \$48,670 | \$65,910 |
| Employment: | 100 | HOURLY: | \$20.26 | \$14.07 | \$17.20 | \$18.58 | \$23.40 | \$31.69 |
| Grand Forks, ND-MN MetroSA | | ANNUAL: | \$38,420 | \$30,000 | \$34,400 | \$35,400 | \$45,420 | \$49,730 |
| Employment: | 60 | HOURLY: | \$18.47 | \$14.42 | \$16.54 | \$17.02 | \$21.84 | \$23.91 |
| West ND Nonmetro Area | | ANNUAL: | \$40,010 | \$32,130 | \$35,780 | \$37,710 | \$43,500 | \$48,460 |
| Employment: | 80 | HOURLY: | \$19.24 | \$15.45 | \$17.20 | \$18.13 | \$20.92 | \$23.30 |
| East ND Nonmetro Area | | ANNUAL: | \$39,310 | \$31,830 | \$36,430 | \$38,160 | \$39,590 | \$49,760 |
| Employment: | 30 | HOURLY: | \$18.90 | \$15.30 | \$17.51 | \$18.35 | \$19.04 | \$23.93 |

29-2091 Orthotists and Prosthetists**Alternate Job Title(s):** Artificial Limb Fitter; Certified Orthotic Fitter; Pedorthist

Design, measure, fit, and adapt orthopedic braces, appliances or prostheses, such as limbs or facial parts for patients with disabling conditions.

| | | | | | | | | |
|---------------------|----|----------------|----------|----------|----------|----------|----------|-----------|
| North Dakota | | ANNUAL: | \$72,230 | \$40,040 | \$56,320 | \$68,410 | \$87,300 | \$103,790 |
| Employment: | 10 | HOURLY: | \$34.73 | \$19.25 | \$27.08 | \$32.89 | \$41.97 | \$49.90 |

'N/A' indicates data or information cannot be released due to reliability, availability, or confidentiality restrictions. Since a portion of substate employment is not attributed to a region, substate areas will NOT add up to statewide totals. Rounding and the absence of suppressed data may also affect additivity.

| | | | WAGE ESTIMATES | | | | | |
|--|-----|----------------|-------------------|--------------------|--------------------|--------------------------------|--------------------|--------------------|
| | | | Average (Mean) | 10th Percentile | 25th Percentile | 50th Percentile (Median) | 75th Percentile | 90th Percentile |
| 29-2092 Hearing Aid Specialists | | | | | | | | |
| Alternate Job Title(s): Hearing Aid Fitter; Hearing Aid Technician; Hearing Instrument Specialist | | | | | | | | |
| Select and fit hearing aids for customers. Administer and interpret tests of hearing. Assess hearing instrument efficacy. Take ear impressions and prepare, design, and modify ear molds. Excludes Audiologists (29-1181). | | | | | | | | |
| North Dakota | | ANNUAL: | \$58,690 | \$39,740 | \$44,600 | \$61,240 | \$71,340 | \$72,920 |
| Employment: | N/A | HOURLY: | \$28.22 | \$19.11 | \$21.44 | \$29.44 | \$34.30 | \$35.06 |

29-2099 Health Technologists and Technicians, All Other

Alternate Job Title(s): Dialysis Technician; Electroencephalogram (EEG) Technologist; Electroneurodiagnostic Technologist; Polysomnograph Tech

All health technologists and technicians not listed separately.

| | | | | | | | | |
|-----------------------------------|-----|----------------|----------|----------|----------|----------|----------|----------|
| North Dakota | | ANNUAL: | \$49,370 | \$37,110 | \$37,950 | \$39,320 | \$47,010 | \$62,850 |
| Employment: | 600 | HOURLY: | \$23.74 | \$17.84 | \$18.25 | \$18.90 | \$22.60 | \$30.22 |
| Region 1 | | ANNUAL: | \$54,690 | \$40,570 | \$46,160 | \$48,940 | \$63,070 | \$63,070 |
| Employment: | 20 | HOURLY: | \$26.30 | \$19.51 | \$22.19 | \$23.53 | \$30.32 | \$30.32 |
| Region 2 | | ANNUAL: | \$44,690 | \$37,960 | \$37,960 | \$45,810 | \$46,590 | \$53,780 |
| Employment: | 30 | HOURLY: | \$21.48 | \$18.25 | \$18.25 | \$22.02 | \$22.40 | \$25.86 |
| Region 4 | | ANNUAL: | \$44,960 | \$37,110 | \$37,110 | \$38,000 | \$46,820 | \$52,210 |
| Employment: | 60 | HOURLY: | \$21.61 | \$17.84 | \$17.84 | \$18.27 | \$22.51 | \$25.10 |
| Region 5 | | ANNUAL: | \$48,510 | \$37,950 | \$37,950 | \$38,720 | \$46,850 | \$62,850 |
| Employment: | 240 | HOURLY: | \$23.32 | \$18.25 | \$18.25 | \$18.62 | \$22.53 | \$30.22 |
| Region 6 | | ANNUAL: | \$41,760 | \$34,320 | \$38,970 | \$40,570 | \$46,580 | \$46,790 |
| Employment: | 20 | HOURLY: | \$20.08 | \$16.50 | \$18.74 | \$19.50 | \$22.39 | \$22.50 |
| Region 7 | | ANNUAL: | \$49,310 | \$35,180 | \$38,970 | \$38,970 | \$47,000 | \$62,090 |
| Employment: | 210 | HOURLY: | \$23.71 | \$16.92 | \$18.73 | \$18.73 | \$22.60 | \$29.85 |
| Region 8 | | ANNUAL: | \$56,960 | \$36,960 | \$38,730 | \$46,160 | \$48,930 | \$83,200 |
| Employment: | 20 | HOURLY: | \$27.38 | \$17.77 | \$18.62 | \$22.19 | \$23.53 | \$40.00 |
| Bismarck, ND MetroSA | | ANNUAL: | \$49,540 | \$35,180 | \$38,970 | \$38,970 | \$47,000 | \$62,090 |
| Employment: | 200 | HOURLY: | \$23.82 | \$16.92 | \$18.73 | \$18.73 | \$22.60 | \$29.85 |
| Fargo, ND-MN MetroSA | | ANNUAL: | \$49,240 | \$37,950 | \$37,950 | \$38,470 | \$47,390 | \$62,850 |
| Employment: | 230 | HOURLY: | \$23.67 | \$18.25 | \$18.25 | \$18.49 | \$22.78 | \$30.22 |
| Grand Forks, ND-MN MetroSA | | ANNUAL: | \$45,400 | \$37,110 | \$37,110 | \$38,000 | \$46,820 | \$52,210 |
| Employment: | 70 | HOURLY: | \$21.83 | \$17.84 | \$17.84 | \$18.27 | \$22.51 | \$25.10 |
| West ND Nonmetro Area | | ANNUAL: | \$49,930 | \$36,960 | \$38,730 | \$46,210 | \$48,940 | \$63,070 |
| Employment: | 70 | HOURLY: | \$24.01 | \$17.77 | \$18.62 | \$22.22 | \$23.53 | \$30.32 |
| East ND Nonmetro Area | | ANNUAL: | \$46,640 | \$36,780 | \$38,720 | \$39,050 | \$46,580 | \$65,060 |
| Employment: | 40 | HOURLY: | \$22.42 | \$17.69 | \$18.62 | \$18.78 | \$22.39 | \$31.28 |

'N/A' indicates data or information cannot be released due to reliability, availability, or confidentiality restrictions. Since a portion of substate employment is not attributed to a region, substate areas will NOT add up to statewide totals. Rounding and the absence of suppressed data may also affect additivity.

| | WAGE ESTIMATES | | | | | |
|--|-------------------|--------------------|--------------------|--------------------------------|--------------------|--------------------|
| | Average (Mean) | 10th Percentile | 25th Percentile | 50th Percentile (Median) | 75th Percentile | 90th Percentile |

29-9021 Health Information Technologists and Medical Registrars

Alternate Job Title(s): Cancer Registrar; Health Informatics Specialist; Health Information Analyst

Apply knowledge of healthcare and information systems to assist in the design, development, and continued modification and analysis of computerized healthcare systems. Abstract, collect, and analyze treatment and followup information of patients. May educate staff and assist in problem solving to promote the implementation of the healthcare information system. May design, develop, test, and implement databases with complete history, diagnosis, treatment, and health status to help monitor diseases. Excludes Medical Records Specialists (29-2072).

| | | | | | | | |
|---------------------|----------------|----------|----------|----------|----------|----------|----------|
| North Dakota | ANNUAL: | \$57,930 | \$47,010 | \$48,490 | \$48,620 | \$70,420 | \$86,180 |
| Employment: 30 | HOURLY: | \$27.85 | \$22.60 | \$23.31 | \$23.38 | \$33.86 | \$41.43 |

29-9091 Athletic Trainers

Alternate Job Title(s): Certified Athletic Trainer

Evaluate and treat musculoskeletal injuries or illnesses. Provide preventive, therapeutic, emergency, and rehabilitative care. Excludes Physical Therapists (29-1123).

| | | | | | | | |
|-----------------------------------|----------------|----------|----------|----------|----------|----------|----------|
| North Dakota | ANNUAL: | \$52,950 | \$37,750 | \$49,600 | \$50,900 | \$60,010 | \$68,980 |
| Employment: 120 | HOURLY: | N/A | N/A | N/A | N/A | N/A | N/A |
| Region 4 | ANNUAL: | \$49,660 | \$37,310 | \$48,570 | \$49,600 | \$49,900 | \$66,760 |
| Employment: 10 | HOURLY: | N/A | N/A | N/A | N/A | N/A | N/A |
| Region 5 | ANNUAL: | \$54,860 | \$40,110 | \$50,900 | \$50,900 | \$62,050 | \$77,550 |
| Employment: 50 | HOURLY: | N/A | N/A | N/A | N/A | N/A | N/A |
| Region 7 | ANNUAL: | \$52,500 | \$35,310 | \$50,580 | \$50,940 | \$57,810 | \$67,660 |
| Employment: 30 | HOURLY: | N/A | N/A | N/A | N/A | N/A | N/A |
| Bismarck, ND MetroSA | ANNUAL: | \$52,500 | \$35,310 | \$50,580 | \$50,940 | \$57,810 | \$67,660 |
| Employment: 30 | HOURLY: | N/A | N/A | N/A | N/A | N/A | N/A |
| Fargo, ND-MN MetroSA | ANNUAL: | \$54,610 | \$41,240 | \$50,900 | \$50,900 | \$62,050 | \$77,550 |
| Employment: 60 | HOURLY: | N/A | N/A | N/A | N/A | N/A | N/A |
| Grand Forks, ND-MN MetroSA | ANNUAL: | \$50,840 | \$37,310 | \$48,570 | \$49,600 | \$53,070 | \$60,670 |
| Employment: 20 | HOURLY: | N/A | N/A | N/A | N/A | N/A | N/A |
| West ND Nonmetro Area | ANNUAL: | \$50,690 | \$38,430 | \$38,720 | \$50,030 | \$51,370 | \$78,020 |
| Employment: 10 | HOURLY: | N/A | N/A | N/A | N/A | N/A | N/A |

29-9093 Surgical Assistants

Alternate Job Title(s): Surgical First Assistant

Assist in operations, under the supervision of surgeons. May, in accordance with state laws, help surgeons to make incisions and close surgical sites, manipulate or remove tissues, implant surgical devices or drains, suction the surgical site, place catheters, clamp or cauterize vessels or tissue, and apply dressings to surgical site. Excludes Registered Nurses (29-1141) and Surgical Technologists (29-2055).

| | | | | | | | |
|---------------------|----------------|----------|----------|----------|----------|----------|----------|
| North Dakota | ANNUAL: | \$69,680 | \$62,450 | \$64,050 | \$64,590 | \$75,030 | \$75,670 |
| Employment: 40 | HOURLY: | \$33.50 | \$30.02 | \$30.79 | \$31.05 | \$36.07 | \$36.38 |

'N/A' indicates data or information cannot be released due to reliability, availability, or confidentiality restrictions. Since a portion of substate employment is not attributed to a region, substate areas will NOT add up to statewide totals. Rounding and the absence of suppressed data may also affect additivity.

| | | | WAGE ESTIMATES | | | | |
|---|---------|----------|-------------------|--------------------|--------------------|--------------------------------|--------------------|
| | | | Average (Mean) | 10th Percentile | 25th Percentile | 50th Percentile (Median) | 75th Percentile |
| 29-9099 Healthcare Practitioners and Technical Workers, All Other | | | | | | | |
| Alternate Job Title(s): Podiatric Technician; Traditional Chinese Herbalist | | | | | | | |
| All healthcare practitioners and technical workers not listed separately. | | | | | | | |
| North Dakota | ANNUAL: | \$92,360 | \$51,580 | \$72,690 | \$90,510 | \$118,840 | \$131,620 |
| Employment: 80 | HOURLY: | \$44.41 | \$24.80 | \$34.95 | \$43.52 | \$57.14 | \$63.28 |
| Region 5 | ANNUAL: | \$97,550 | \$50,980 | \$74,840 | \$107,070 | \$118,850 | \$131,620 |
| Employment: 40 | HOURLY: | \$46.90 | \$24.51 | \$35.98 | \$51.48 | \$57.14 | \$63.28 |
| Region 7 | ANNUAL: | \$78,940 | \$63,310 | \$63,310 | \$78,340 | \$78,340 | \$107,260 |
| Employment: 30 | HOURLY: | \$37.95 | \$30.44 | \$30.44 | \$37.66 | \$37.66 | \$51.57 |
| Bismarck, ND MetroSA | ANNUAL: | \$78,940 | \$63,310 | \$63,310 | \$78,340 | \$78,340 | \$107,260 |
| Employment: 30 | HOURLY: | \$37.95 | \$30.44 | \$30.44 | \$37.66 | \$37.66 | \$51.57 |
| Fargo, ND-MN MetroSA | ANNUAL: | \$97,200 | \$50,970 | \$63,090 | \$107,070 | \$118,840 | \$131,620 |
| Employment: 40 | HOURLY: | \$46.73 | \$24.51 | \$30.33 | \$51.48 | \$57.14 | \$63.28 |

'N/A' indicates data or information cannot be released due to reliability, availability, or confidentiality restrictions. Since a portion of substate employment is not attributed to a region, substate areas will NOT add up to statewide totals. Rounding and the absence of suppressed data may also affect additivity.

| | | WAGE ESTIMATES | | | | | |
|--|---------|-------------------|--------------------|--------------------|--------------------------------|--------------------|--------------------|
| | | Average (Mean) | 10th Percentile | 25th Percentile | 50th Percentile (Median) | 75th Percentile | 90th Percentile |
| 31-0000 Healthcare Support Occupations | | | | | | | |
| Alternate Job Title(s): N/A | | | | | | | |
| North Dakota Employment: 17,110 | ANNUAL: | \$38,480 | \$30,700 | \$32,470 | \$37,340 | \$40,590 | \$47,920 |
| | HOURLY: | \$18.50 | \$14.76 | \$15.61 | \$17.95 | \$19.52 | \$23.04 |
| Region 1 Employment: 500 | ANNUAL: | \$41,300 | \$31,720 | \$36,040 | \$38,740 | \$47,490 | \$49,370 |
| | HOURLY: | \$19.85 | \$15.25 | \$17.33 | \$18.63 | \$22.83 | \$23.74 |
| Region 2 Employment: 1,590 | ANNUAL: | \$38,050 | \$29,850 | \$34,020 | \$36,120 | \$40,110 | \$47,280 |
| | HOURLY: | \$18.29 | \$14.35 | \$16.35 | \$17.36 | \$19.28 | \$22.73 |
| Region 3 Employment: 540 | ANNUAL: | \$38,580 | \$31,370 | \$34,540 | \$36,780 | \$41,390 | \$48,740 |
| | HOURLY: | \$18.55 | \$15.08 | \$16.61 | \$17.68 | \$19.90 | \$23.43 |
| Region 4 Employment: 2,280 | ANNUAL: | \$38,830 | \$30,700 | \$34,570 | \$37,090 | \$40,660 | \$47,930 |
| | HOURLY: | \$18.67 | \$14.76 | \$16.62 | \$17.83 | \$19.55 | \$23.04 |
| Region 5 Employment: 5,720 | ANNUAL: | \$38,380 | \$30,510 | \$32,370 | \$37,340 | \$39,890 | \$48,300 |
| | HOURLY: | \$18.45 | \$14.67 | \$15.56 | \$17.95 | \$19.18 | \$23.22 |
| Region 6 Employment: 1,400 | ANNUAL: | \$38,150 | \$31,780 | \$33,100 | \$37,460 | \$41,110 | \$46,010 |
| | HOURLY: | \$18.34 | \$15.28 | \$15.91 | \$18.01 | \$19.77 | \$22.12 |
| Region 7 Employment: 4,290 | ANNUAL: | \$38,190 | \$30,920 | \$32,040 | \$36,780 | \$40,570 | \$47,150 |
| | HOURLY: | \$18.36 | \$14.87 | \$15.40 | \$17.68 | \$19.50 | \$22.67 |
| Region 8 Employment: 750 | ANNUAL: | \$39,220 | \$31,240 | \$33,650 | \$37,490 | \$44,590 | \$47,990 |
| | HOURLY: | \$18.85 | \$15.02 | \$16.18 | \$18.02 | \$21.44 | \$23.07 |
| Bismarck, ND MetroSA Employment: 3,950 | ANNUAL: | \$38,100 | \$30,920 | \$32,030 | \$36,780 | \$40,560 | \$47,080 |
| | HOURLY: | \$18.32 | \$14.87 | \$15.40 | \$17.68 | \$19.50 | \$22.64 |
| Fargo, ND-MN MetroSA Employment: 6,520 | ANNUAL: | \$37,490 | \$29,830 | \$31,580 | \$37,020 | \$39,620 | \$47,440 |
| | HOURLY: | \$18.03 | \$14.34 | \$15.18 | \$17.80 | \$19.05 | \$22.81 |
| Grand Forks, ND-MN MetroSA Employment: 2,510 | ANNUAL: | \$38,170 | \$29,860 | \$31,990 | \$37,000 | \$40,420 | \$46,440 |
| | HOURLY: | \$18.35 | \$14.36 | \$15.38 | \$17.79 | \$19.43 | \$22.33 |
| West ND Nonmetro Area Employment: 3,180 | ANNUAL: | \$38,950 | \$30,300 | \$34,720 | \$37,020 | \$44,050 | \$47,900 |
| | HOURLY: | \$18.73 | \$14.57 | \$16.69 | \$17.80 | \$21.18 | \$23.03 |
| East ND Nonmetro Area Employment: 2,950 | ANNUAL: | \$38,590 | \$31,670 | \$34,200 | \$37,490 | \$41,580 | \$47,860 |
| | HOURLY: | \$18.55 | \$15.23 | \$16.44 | \$18.02 | \$19.99 | \$23.01 |

'N/A' indicates data or information cannot be released due to reliability, availability, or confidentiality restrictions. Since a portion of substate employment is not attributed to a region, substate areas will NOT add up to statewide totals. Rounding and the absence of suppressed data may also affect additivity.

| | | | WAGE ESTIMATES | | | | | | |
|---|-------|--|-------------------|--------------------|--------------------|--------------------------------|--------------------|--------------------|----------|
| | | | Average (Mean) | 10th Percentile | 25th Percentile | 50th Percentile (Median) | 75th Percentile | 90th Percentile | |
| 31-1120 Home Health and Personal Care Aides | | | | | | | | | |
| Alternate Job Title(s): Home Health Attendant; Home Hospice Aide; Blind Escort; Elderly Companion; Geriatric Personal Care Aide | | | | | | | | | |
| Monitor the health status of an individual with disabilities or illness, and address their routine health-related and personal care needs, such as changing bandages, dressing wounds, or administering medication; or providing personalized assistance with routine personal care and activities of daily living support (e.g. feeding, bathing, dressing, grooming, toileting, and ambulation). Work may be performed under the direction of offsite or intermittent onsite licensed nursing staff; or in various settings depending on the needs of the care recipient and may include locations such as their home, place of work, out in the community, or at a daytime nonresidential facility. May also help with tasks such as preparing meals, doing light housekeeping, and doing laundry. | | | | | | | | | |
| North Dakota | | | ANNUAL: | \$35,910 | \$29,860 | \$31,390 | \$35,500 | \$38,230 | \$45,240 |
| Employment: | 6,630 | | HOURLY: | \$17.26 | \$14.36 | \$15.09 | \$17.07 | \$18.38 | \$21.75 |
| Region 1 | | | ANNUAL: | \$39,410 | \$30,120 | \$37,540 | \$37,630 | \$46,010 | \$46,010 |
| Employment: | 180 | | HOURLY: | \$18.95 | \$14.48 | \$18.05 | \$18.09 | \$22.12 | \$22.12 |
| Region 2 | | | ANNUAL: | \$36,010 | \$29,540 | \$31,500 | \$35,690 | \$36,990 | \$45,470 |
| Employment: | 750 | | HOURLY: | \$17.31 | \$14.20 | \$15.14 | \$17.16 | \$17.79 | \$21.86 |
| Region 3 | | | ANNUAL: | \$35,920 | \$29,970 | \$31,970 | \$36,080 | \$37,940 | \$44,750 |
| Employment: | 250 | | HOURLY: | \$17.27 | \$14.41 | \$15.37 | \$17.35 | \$18.24 | \$21.51 |
| Region 4 | | | ANNUAL: | \$36,660 | \$29,900 | \$31,440 | \$35,990 | \$37,940 | \$45,060 |
| Employment: | 930 | | HOURLY: | \$17.63 | \$14.37 | \$15.11 | \$17.30 | \$18.24 | \$21.66 |
| Region 5 | | | ANNUAL: | \$36,010 | \$29,890 | \$31,040 | \$35,910 | \$38,300 | \$45,450 |
| Employment: | 1,920 | | HOURLY: | \$17.31 | \$14.37 | \$14.92 | \$17.26 | \$18.41 | \$21.85 |
| Region 6 | | | ANNUAL: | \$36,080 | \$31,670 | \$31,780 | \$34,590 | \$39,740 | \$41,110 |
| Employment: | 610 | | HOURLY: | \$17.34 | \$15.23 | \$15.28 | \$16.63 | \$19.11 | \$19.77 |
| Region 7 | | | ANNUAL: | \$35,000 | \$29,500 | \$30,920 | \$34,930 | \$36,780 | \$43,080 |
| Employment: | 1,650 | | HOURLY: | \$16.83 | \$14.18 | \$14.87 | \$16.79 | \$17.68 | \$20.71 |
| Region 8 | | | ANNUAL: | \$35,220 | \$31,240 | \$31,240 | \$34,970 | \$39,960 | \$40,450 |
| Employment: | 330 | | HOURLY: | \$16.93 | \$15.02 | \$15.02 | \$16.81 | \$19.21 | \$19.45 |
| Bismarck, ND MetroSA | | | ANNUAL: | \$34,880 | \$29,500 | \$30,920 | \$34,770 | \$36,780 | \$42,330 |
| Employment: | 1,530 | | HOURLY: | \$16.77 | \$14.18 | \$14.87 | \$16.72 | \$17.68 | \$20.35 |
| Fargo, ND-MN MetroSA | | | ANNUAL: | \$34,560 | \$29,720 | \$31,030 | \$32,470 | \$38,020 | \$40,360 |
| Employment: | 2,750 | | HOURLY: | \$16.62 | \$14.29 | \$14.92 | \$15.61 | \$18.28 | \$19.40 |
| Grand Forks, ND-MN MetroSA | | | ANNUAL: | \$34,970 | \$28,740 | \$29,980 | \$35,090 | \$37,090 | \$42,760 |
| Employment: | 1,040 | | HOURLY: | \$16.81 | \$13.82 | \$14.42 | \$16.87 | \$17.83 | \$20.56 |
| West ND Nonmetro Area | | | ANNUAL: | \$36,320 | \$29,800 | \$31,240 | \$36,080 | \$38,350 | \$45,950 |
| Employment: | 1,380 | | HOURLY: | \$17.46 | \$14.33 | \$15.02 | \$17.35 | \$18.44 | \$22.09 |
| East ND Nonmetro Area | | | ANNUAL: | \$36,540 | \$31,200 | \$32,090 | \$35,400 | \$40,000 | \$45,450 |
| Employment: | 1,270 | | HOURLY: | \$17.57 | \$15.00 | \$15.43 | \$17.02 | \$19.23 | \$21.85 |

'N/A' indicates data or information cannot be released due to reliability, availability, or confidentiality restrictions. Since a portion of substate employment is not attributed to a region, substate areas will NOT add up to statewide totals. Rounding and the absence of suppressed data may also affect additivity.

| | | WAGE ESTIMATES | | | | | |
|--|----------------|-------------------|--------------------|--------------------|--------------------------------|--------------------|--------------------|
| | | Average (Mean) | 10th Percentile | 25th Percentile | 50th Percentile (Median) | 75th Percentile | 90th Percentile |
| 31-1131 Nursing Assistants | | | | | | | |
| Alternate Job Title(s): Certified Nurse Aide; Certified Nursing Assistant; Nursing Care Attendant | | | | | | | |
| Provide or assist with basic care or support under the direction of onsite licensed nursing staff. Perform duties such as monitoring of health status, feeding, bathing, dressing, grooming, toileting, or ambulation of patients in a health or nursing facility. May include medication administration and other health-related tasks. Includes nursing care attendants, nursing aides, and nursing attendants. Excludes Home Health Aides (31-1121), Personal Care Aides (31-1122), Orderlies (31-1132), and Psychiatric Aides (31-1133). | | | | | | | |
| North Dakota | ANNUAL: | \$38,200 | \$31,290 | \$35,890 | \$37,490 | \$40,360 | \$46,050 |
| Employment: 7,350 | HOURLY: | \$18.37 | \$15.04 | \$17.25 | \$18.02 | \$19.40 | \$22.14 |
| Region 1 | ANNUAL: | \$41,140 | \$32,970 | \$35,890 | \$38,800 | \$47,750 | \$47,750 |
| Employment: 190 | HOURLY: | \$19.78 | \$15.85 | \$17.25 | \$18.65 | \$22.96 | \$22.96 |
| Region 2 | ANNUAL: | \$37,860 | \$31,640 | \$35,890 | \$36,120 | \$37,580 | \$46,000 |
| Employment: 570 | HOURLY: | \$18.20 | \$15.21 | \$17.26 | \$17.36 | \$18.07 | \$22.11 |
| Region 3 | ANNUAL: | \$39,140 | \$34,200 | \$35,890 | \$37,690 | \$40,150 | \$48,740 |
| Employment: 210 | HOURLY: | \$18.82 | \$16.44 | \$17.25 | \$18.12 | \$19.30 | \$23.43 |
| Region 4 | ANNUAL: | \$38,360 | \$30,700 | \$36,700 | \$38,100 | \$40,420 | \$44,590 |
| Employment: 1,010 | HOURLY: | \$18.44 | \$14.76 | \$17.64 | \$18.32 | \$19.43 | \$21.44 |
| Region 5 | ANNUAL: | \$37,450 | \$31,290 | \$34,620 | \$37,340 | \$39,620 | \$43,800 |
| Employment: 2,550 | HOURLY: | \$18.00 | \$15.04 | \$16.65 | \$17.95 | \$19.05 | \$21.06 |
| Region 6 | ANNUAL: | \$39,150 | \$31,840 | \$36,850 | \$37,820 | \$44,640 | \$45,990 |
| Employment: 520 | HOURLY: | \$18.82 | \$15.31 | \$17.72 | \$18.18 | \$21.46 | \$22.11 |
| Region 7 | ANNUAL: | \$38,130 | \$31,030 | \$32,570 | \$38,640 | \$40,570 | \$46,090 |
| Employment: 1,990 | HOURLY: | \$18.33 | \$14.92 | \$15.66 | \$18.58 | \$19.50 | \$22.16 |
| Region 8 | ANNUAL: | \$40,850 | \$35,990 | \$37,280 | \$38,190 | \$45,270 | \$47,990 |
| Employment: 300 | HOURLY: | \$19.64 | \$17.30 | \$17.92 | \$18.36 | \$21.76 | \$23.07 |
| Bismarck, ND MetroSA | ANNUAL: | \$37,930 | \$31,030 | \$32,570 | \$38,640 | \$40,560 | \$46,070 |
| Employment: 1,810 | HOURLY: | \$18.24 | \$14.92 | \$15.66 | \$18.58 | \$19.50 | \$22.15 |
| Fargo, ND-MN MetroSA | ANNUAL: | \$37,310 | \$31,290 | \$32,370 | \$37,340 | \$39,620 | \$43,790 |
| Employment: 2,430 | HOURLY: | \$17.94 | \$15.04 | \$15.56 | \$17.95 | \$19.05 | \$21.06 |
| Grand Forks, ND-MN MetroSA | ANNUAL: | \$38,280 | \$30,700 | \$36,240 | \$38,110 | \$40,420 | \$44,590 |
| Employment: 1,090 | HOURLY: | \$18.41 | \$14.76 | \$17.42 | \$18.32 | \$19.43 | \$21.44 |
| West ND Nonmetro Area | ANNUAL: | \$39,420 | \$32,700 | \$36,120 | \$37,280 | \$44,020 | \$47,750 |
| Employment: 1,240 | HOURLY: | \$18.95 | \$15.72 | \$17.37 | \$17.92 | \$21.17 | \$22.96 |
| East ND Nonmetro Area | ANNUAL: | \$39,200 | \$33,070 | \$36,850 | \$37,820 | \$42,030 | \$46,190 |
| Employment: 1,200 | HOURLY: | \$18.85 | \$15.90 | \$17.72 | \$18.18 | \$20.21 | \$22.21 |

31-1132 Orderlies**Alternate Job Title(s):** Hospital Orderly; Medical Orderly; Surgical Orderly

Transport patients to areas such as operating rooms or x-ray rooms using wheelchairs, stretchers, or moveable beds. May maintain stocks of supplies or clean and transport equipment. Excludes Nursing Assistants (31-1131). Psychiatric orderlies are included in Psychiatric Aides (31-1133).

| | | | | | | | |
|-----------------|----------------|----------|----------|----------|----------|----------|----------|
| Region 7 | ANNUAL: | \$35,870 | \$30,740 | \$30,740 | \$38,900 | \$38,960 | \$38,960 |
| Employment: N/A | HOURLY: | \$17.24 | \$14.78 | \$14.78 | \$18.70 | \$18.73 | \$18.73 |

'N/A' indicates data or information cannot be released due to reliability, availability, or confidentiality restrictions. Since a portion of substate employment is not attributed to a region, substate areas will NOT add up to statewide totals. Rounding and the absence of suppressed data may also affect additivity.

| | WAGE ESTIMATES | | | | | |
|--|-------------------|--------------------|--------------------|--------------------------------|--------------------|--------------------|
| | Average (Mean) | 10th Percentile | 25th Percentile | 50th Percentile (Median) | 75th Percentile | 90th Percentile |

31-2011 Occupational Therapy Assistants

Alternate Job Title(s): Certified Occupational Therapy Assistant; Licensed Occupational Therapy Assistant

Assist occupational therapists in providing occupational therapy treatments and procedures. May, in accordance with state laws, assist in development of treatment plans, carry out routine functions, direct activity programs, and document the progress of treatments. Generally requires formal training.

| | | | | | | | | |
|-----------------------------------|--|----------------|----------|----------|----------|----------|----------|----------|
| North Dakota | | ANNUAL: | \$52,450 | \$44,170 | \$46,730 | \$49,870 | \$56,080 | \$64,210 |
| Employment: 80 | | HOURLY: | \$25.22 | \$21.24 | \$22.47 | \$23.98 | \$26.96 | \$30.87 |
| Region 4 | | ANNUAL: | \$49,900 | \$43,560 | \$46,570 | \$47,240 | \$51,850 | \$65,150 |
| Employment: 20 | | HOURLY: | \$23.99 | \$20.94 | \$22.39 | \$22.71 | \$24.93 | \$31.32 |
| Region 5 | | ANNUAL: | \$54,240 | \$44,080 | \$46,700 | \$53,020 | \$57,110 | \$65,160 |
| Employment: 40 | | HOURLY: | \$26.08 | \$21.19 | \$22.45 | \$25.49 | \$27.45 | \$31.33 |
| Region 7 | | ANNUAL: | \$50,190 | \$44,170 | \$45,070 | \$48,260 | \$55,520 | \$55,520 |
| Employment: 10 | | HOURLY: | \$24.13 | \$21.24 | \$21.67 | \$23.20 | \$26.69 | \$26.69 |
| Bismarck, ND MetroSA | | ANNUAL: | \$50,190 | \$44,170 | \$45,070 | \$48,260 | \$55,520 | \$55,520 |
| Employment: 10 | | HOURLY: | \$24.13 | \$21.24 | \$21.67 | \$23.20 | \$26.69 | \$26.69 |
| Fargo, ND-MN MetroSA | | ANNUAL: | \$53,680 | \$42,320 | \$46,420 | \$52,870 | \$57,160 | \$64,210 |
| Employment: 30 | | HOURLY: | \$25.81 | \$20.35 | \$22.32 | \$25.42 | \$27.48 | \$30.87 |
| Grand Forks, ND-MN MetroSA | | ANNUAL: | \$49,800 | \$43,290 | \$43,560 | \$47,240 | \$52,180 | \$62,690 |
| Employment: 10 | | HOURLY: | \$23.94 | \$20.81 | \$20.94 | \$22.71 | \$25.09 | \$30.14 |
| West ND Nonmetro Area | | ANNUAL: | \$53,880 | \$49,270 | \$49,930 | \$52,000 | \$58,190 | \$62,400 |
| Employment: 10 | | HOURLY: | \$25.91 | \$23.69 | \$24.01 | \$25.00 | \$27.98 | \$30.00 |
| East ND Nonmetro Area | | ANNUAL: | \$53,290 | \$46,780 | \$47,400 | \$49,870 | \$56,080 | \$65,150 |
| Employment: 20 | | HOURLY: | \$25.62 | \$22.49 | \$22.79 | \$23.98 | \$26.96 | \$31.32 |

31-2012 Occupational Therapy Aides

Alternate Job Title(s): Occupational Rehabilitation Aide; Occupational Therapist Aide

Under close supervision of an occupational therapist or occupational therapy assistant, perform only delegated, selected, or routine tasks in specific situations. These duties include preparing patient and treatment room.

| | | | | | | | | |
|---------------------|--|----------------|----------|----------|----------|----------|----------|----------|
| North Dakota | | ANNUAL: | \$49,560 | \$40,530 | \$40,770 | \$46,910 | \$56,030 | \$63,480 |
| Employment: 20 | | HOURLY: | \$23.83 | \$19.49 | \$19.60 | \$22.55 | \$26.94 | \$30.52 |

'N/A' indicates data or information cannot be released due to reliability, availability, or confidentiality restrictions. Since a portion of substate employment is not attributed to a region, substate areas will NOT add up to statewide totals. Rounding and the absence of suppressed data may also affect additivity.

| | WAGE ESTIMATES | | | | | |
|--|-------------------|--------------------|--------------------|--------------------------------|--------------------|--------------------|
| | Average (Mean) | 10th Percentile | 25th Percentile | 50th Percentile (Median) | 75th Percentile | 90th Percentile |

31-2021 Physical Therapist Assistants

Alternate Job Title(s): Licensed Physical Therapist Assistant; Physiotherapy Assistant

Assist physical therapists in providing physical therapy treatments and procedures. May, in accordance with state laws, assist in the development of treatment plans, carry out routine functions, document the progress of treatment, and modify specific treatments in accordance with patient status and within the scope of treatment plans established by a physical therapist. Generally requires formal training.

| | | | | | | | |
|-----------------------------------|----------------|----------|----------|----------|----------|----------|----------|
| North Dakota | ANNUAL: | \$55,160 | \$39,620 | \$52,630 | \$57,450 | \$59,030 | \$69,040 |
| Employment: 150 | HOURLY: | \$26.52 | \$19.05 | \$25.30 | \$27.62 | \$28.38 | \$33.19 |
| Region 2 | ANNUAL: | \$53,750 | \$39,630 | \$49,980 | \$56,010 | \$59,260 | \$60,290 |
| Employment: 20 | HOURLY: | \$25.84 | \$19.05 | \$24.03 | \$26.93 | \$28.49 | \$28.98 |
| Region 4 | ANNUAL: | \$55,990 | \$47,380 | \$52,720 | \$56,350 | \$58,340 | \$61,800 |
| Employment: 20 | HOURLY: | \$26.92 | \$22.78 | \$25.34 | \$27.09 | \$28.05 | \$29.71 |
| Region 5 | ANNUAL: | \$57,050 | \$48,620 | \$55,030 | \$58,120 | \$59,030 | \$72,890 |
| Employment: 50 | HOURLY: | \$27.43 | \$23.38 | \$26.46 | \$27.94 | \$28.38 | \$35.04 |
| Region 7 | ANNUAL: | \$55,290 | \$48,820 | \$54,670 | \$57,680 | \$58,620 | \$59,160 |
| Employment: 30 | HOURLY: | \$26.58 | \$23.47 | \$26.28 | \$27.73 | \$28.18 | \$28.44 |
| Region 8 | ANNUAL: | \$56,000 | \$39,620 | \$50,780 | \$58,370 | \$62,850 | \$74,200 |
| Employment: 20 | HOURLY: | \$26.92 | \$19.05 | \$24.42 | \$28.06 | \$30.22 | \$35.67 |
| Bismarck, ND MetroSA | ANNUAL: | \$55,500 | \$39,000 | \$52,630 | \$57,680 | \$58,610 | \$59,570 |
| Employment: 20 | HOURLY: | \$26.68 | \$18.75 | \$25.30 | \$27.73 | \$28.18 | \$28.64 |
| Fargo, ND-MN MetroSA | ANNUAL: | \$57,780 | \$48,620 | \$55,440 | \$58,120 | \$59,030 | \$72,900 |
| Employment: 40 | HOURLY: | \$27.78 | \$23.38 | \$26.66 | \$27.94 | \$28.38 | \$35.05 |
| Grand Forks, ND-MN MetroSA | ANNUAL: | \$56,200 | \$48,220 | \$55,340 | \$56,960 | \$58,410 | \$60,470 |
| Employment: 20 | HOURLY: | \$27.02 | \$23.18 | \$26.61 | \$27.38 | \$28.08 | \$29.07 |
| West ND Nonmetro Area | ANNUAL: | \$55,540 | \$39,630 | \$52,670 | \$58,180 | \$59,910 | \$70,280 |
| Employment: 40 | HOURLY: | \$26.70 | \$19.05 | \$25.32 | \$27.97 | \$28.80 | \$33.79 |
| East ND Nonmetro Area | ANNUAL: | \$50,200 | \$20,800 | \$49,000 | \$55,530 | \$58,350 | \$61,800 |
| Employment: 30 | HOURLY: | \$24.13 | \$10.00 | \$23.56 | \$26.70 | \$28.05 | \$29.71 |

'N/A' indicates data or information cannot be released due to reliability, availability, or confidentiality restrictions. Since a portion of substate employment is not attributed to a region, substate areas will NOT add up to statewide totals. Rounding and the absence of suppressed data may also affect additivity.

| | | | WAGE ESTIMATES | | | | | | |
|--|-----|--|-------------------|--------------------|--------------------|--------------------------------|--------------------|--------------------|----------|
| | | | Average (Mean) | 10th Percentile | 25th Percentile | 50th Percentile (Median) | 75th Percentile | 90th Percentile | |
| 31-2022 Physical Therapist Aides | | | | | | | | | |
| Alternate Job Title(s): Clinical Rehabilitation Aide; Physical Therapy Aide | | | | | | | | | |
| Under close supervision of a physical therapist or physical therapy assistant, perform only delegated, selected, or routine tasks in specific situations. These duties include preparing the patient and the treatment area. | | | | | | | | | |
| North Dakota | | | ANNUAL: | \$37,690 | \$30,880 | \$31,150 | \$36,500 | \$40,940 | \$49,530 |
| Employment: | 100 | | HOURLY: | \$18.12 | \$14.85 | \$14.98 | \$17.55 | \$19.68 | \$23.81 |
| Region 4 | | | ANNUAL: | \$37,020 | \$30,460 | \$30,460 | \$35,710 | \$40,590 | \$46,100 |
| Employment: | 10 | | HOURLY: | \$17.80 | \$14.64 | \$14.64 | \$17.17 | \$19.51 | \$22.16 |
| Region 5 | | | ANNUAL: | \$37,070 | \$31,150 | \$31,150 | \$37,470 | \$39,940 | \$48,460 |
| Employment: | 40 | | HOURLY: | \$17.82 | \$14.98 | \$14.98 | \$18.02 | \$19.20 | \$23.30 |
| Region 7 | | | ANNUAL: | \$36,520 | \$30,880 | \$30,880 | \$35,760 | \$37,740 | \$50,140 |
| Employment: | 30 | | HOURLY: | \$17.56 | \$14.85 | \$14.85 | \$17.19 | \$18.14 | \$24.11 |
| Bismarck, ND MetroSA | | | ANNUAL: | \$36,270 | \$30,880 | \$30,880 | \$35,760 | \$37,740 | \$50,140 |
| Employment: | 30 | | HOURLY: | \$17.44 | \$14.85 | \$14.85 | \$17.19 | \$18.14 | \$24.11 |
| Fargo, ND-MN MetroSA | | | ANNUAL: | \$36,550 | \$28,700 | \$31,150 | \$36,500 | \$39,940 | \$48,460 |
| Employment: | 40 | | HOURLY: | \$17.57 | \$13.80 | \$14.98 | \$17.55 | \$19.20 | \$23.30 |
| West ND Nonmetro Area | | | ANNUAL: | \$39,460 | \$31,350 | \$32,330 | \$36,080 | \$45,360 | \$50,550 |
| Employment: | 10 | | HOURLY: | \$18.97 | \$15.07 | \$15.55 | \$17.34 | \$21.81 | \$24.30 |
| East ND Nonmetro Area | | | ANNUAL: | \$41,070 | \$32,860 | \$34,570 | \$40,940 | \$44,100 | \$50,930 |
| Employment: | 20 | | HOURLY: | \$19.75 | \$15.80 | \$16.62 | \$19.68 | \$21.20 | \$24.48 |

31-9011 Massage Therapists**Alternate Job Title(s):** Deep Tissue Massage Therapist; Licensed Massage Therapist; Swedish Masseuse

Perform therapeutic massages of soft tissues and joints. May assist in the assessment of range of motion and muscle strength, or propose client therapy plans.

| | | | | | | | | |
|-----------------------------|-----|----------------|----------|----------|----------|----------|----------|----------|
| North Dakota | | ANNUAL: | \$51,790 | \$29,500 | \$33,280 | \$49,330 | \$60,990 | \$80,110 |
| Employment: | 130 | HOURLY: | \$24.90 | \$14.19 | \$16.00 | \$23.72 | \$29.32 | \$38.51 |
| Region 4 | | ANNUAL: | \$56,370 | \$29,970 | \$48,520 | \$51,040 | \$68,320 | \$85,650 |
| Employment: | 20 | HOURLY: | \$27.10 | \$14.41 | \$23.33 | \$24.54 | \$32.84 | \$41.18 |
| Region 5 | | ANNUAL: | \$52,400 | \$32,690 | \$49,200 | \$49,330 | \$54,980 | \$79,390 |
| Employment: | 80 | HOURLY: | \$25.19 | \$15.72 | \$23.66 | \$23.71 | \$26.43 | \$38.17 |
| Region 7 | | ANNUAL: | \$42,360 | \$20,480 | \$29,920 | \$32,760 | \$61,460 | \$79,130 |
| Employment: | 20 | HOURLY: | \$20.36 | \$9.84 | \$14.38 | \$15.75 | \$29.55 | \$38.04 |
| Bismarck, ND MetroSA | | ANNUAL: | \$42,360 | \$20,480 | \$29,920 | \$32,760 | \$61,460 | \$79,130 |
| Employment: | 20 | HOURLY: | \$20.37 | \$9.85 | \$14.38 | \$15.75 | \$29.55 | \$38.04 |
| Fargo, ND-MN MetroSA | | ANNUAL: | \$54,470 | \$44,410 | \$49,200 | \$51,650 | \$60,680 | \$72,110 |
| Employment: | 80 | HOURLY: | \$26.19 | \$21.35 | \$23.66 | \$24.83 | \$29.17 | \$34.67 |

'N/A' indicates data or information cannot be released due to reliability, availability, or confidentiality restrictions. Since a portion of substate employment is not attributed to a region, substate areas will NOT add up to statewide totals. Rounding and the absence of suppressed data may also affect additivity.

| | | WAGE ESTIMATES | | | | | |
|---|--|-------------------|--------------------|--------------------|--------------------------------|--------------------|--------------------|
| | | Average (Mean) | 10th Percentile | 25th Percentile | 50th Percentile (Median) | 75th Percentile | 90th Percentile |
| 31-9091 Dental Assistants | | | | | | | |
| Alternate Job Title(s): Certified Dental Assistant; Orthodontic Assistant | | | | | | | |
| Perform limited clinical duties under the direction of a dentist. Clinical duties may include equipment preparation and sterilization, preparing patients for treatment, assisting the dentist during treatment, and providing patients with instructions for oral healthcare procedures. May perform administrative duties such as scheduling appointments, maintaining medical records, billing, and coding information for insurance purposes. | | | | | | | |
| North Dakota | | ANNUAL: | \$51,370 | \$37,720 | \$46,970 | \$49,960 | \$58,660 |
| Employment: 740 | | HOURLY: | \$24.70 | \$18.13 | \$22.58 | \$24.02 | \$28.20 |
| Region 2 | | ANNUAL: | \$50,960 | \$38,310 | \$46,360 | \$48,670 | \$57,080 |
| Employment: 70 | | HOURLY: | \$24.50 | \$18.42 | \$22.29 | \$23.40 | \$27.44 |
| Region 3 | | ANNUAL: | \$48,760 | \$35,070 | \$38,310 | \$48,410 | \$58,160 |
| Employment: 30 | | HOURLY: | \$23.44 | \$16.86 | \$18.42 | \$23.28 | \$27.96 |
| Region 4 | | ANNUAL: | \$50,890 | \$37,190 | \$48,300 | \$49,810 | \$58,100 |
| Employment: 90 | | HOURLY: | \$24.47 | \$17.88 | \$23.22 | \$23.95 | \$27.93 |
| Region 5 | | ANNUAL: | \$50,210 | \$39,850 | \$46,740 | \$49,480 | \$52,170 |
| Employment: 260 | | HOURLY: | \$24.14 | \$19.16 | \$22.47 | \$23.79 | \$25.08 |
| Region 6 | | ANNUAL: | \$51,400 | \$38,060 | \$43,690 | \$50,150 | \$58,130 |
| Employment: 30 | | HOURLY: | \$24.71 | \$18.30 | \$21.00 | \$24.11 | \$27.95 |
| Region 7 | | ANNUAL: | \$54,000 | \$37,720 | \$50,410 | \$52,620 | \$59,950 |
| Employment: 200 | | HOURLY: | \$25.96 | \$18.13 | \$24.24 | \$25.30 | \$28.82 |
| Region 8 | | ANNUAL: | \$49,320 | \$37,250 | \$43,680 | \$47,530 | \$58,290 |
| Employment: 40 | | HOURLY: | \$23.71 | \$17.91 | \$21.00 | \$22.85 | \$28.02 |
| Bismarck, ND MetroSA | | ANNUAL: | \$54,170 | \$37,720 | \$50,410 | \$53,140 | \$60,040 |
| Employment: 190 | | HOURLY: | \$26.04 | \$18.13 | \$24.24 | \$25.55 | \$28.86 |
| Fargo, ND-MN MetroSA | | ANNUAL: | \$50,720 | \$40,160 | \$46,750 | \$49,480 | \$52,300 |
| Employment: 270 | | HOURLY: | \$24.39 | \$19.31 | \$22.47 | \$23.79 | \$25.14 |
| Grand Forks, ND-MN MetroSA | | ANNUAL: | \$51,300 | \$37,190 | \$45,930 | \$49,810 | \$58,100 |
| Employment: 100 | | HOURLY: | \$24.66 | \$17.88 | \$22.08 | \$23.95 | \$27.93 |
| West ND Nonmetro Area | | ANNUAL: | \$50,600 | \$38,310 | \$46,360 | \$48,870 | \$57,010 |
| Employment: 140 | | HOURLY: | \$24.33 | \$18.42 | \$22.29 | \$23.49 | \$27.41 |
| East ND Nonmetro Area | | ANNUAL: | \$50,330 | \$36,910 | \$43,680 | \$50,150 | \$58,260 |
| Employment: 90 | | HOURLY: | \$24.20 | \$17.75 | \$21.00 | \$24.11 | \$28.01 |

'N/A' indicates data or information cannot be released due to reliability, availability, or confidentiality restrictions. Since a portion of substate employment is not attributed to a region, substate areas will NOT add up to statewide totals. Rounding and the absence of suppressed data may also affect additivity.

| | | | WAGE ESTIMATES | | | | | | |
|--|-----|--|-------------------|--------------------|--------------------|--------------------------------|--------------------|--------------------|----------|
| | | | Average (Mean) | 10th Percentile | 25th Percentile | 50th Percentile (Median) | 75th Percentile | 90th Percentile | |
| 31-9092 Medical Assistants | | | | | | | | | |
| Alternate Job Title(s): Chiropractic Assistant; Morgue Attendant; Orthopedic Cast Specialist | | | | | | | | | |
| Perform administrative and certain clinical duties under the direction of a physician. Administrative duties may include scheduling appointments, maintaining medical records, billing, and coding information for insurance purposes. Clinical duties may include taking and recording vital signs and medical histories, preparing patients for examination, drawing blood, and administering medications as directed by physician. Excludes Physician Assistants (29-1071). | | | | | | | | | |
| North Dakota | | | ANNUAL: | \$38,900 | \$26,920 | \$35,140 | \$38,840 | \$44,450 | \$47,850 |
| Employment: | 470 | | HOURLY: | \$18.70 | \$12.94 | \$16.90 | \$18.67 | \$21.37 | \$23.01 |
| Region 1 | | | ANNUAL: | \$39,920 | \$31,750 | \$36,730 | \$39,920 | \$44,450 | \$47,840 |
| Employment: | 40 | | HOURLY: | \$19.19 | \$15.26 | \$17.66 | \$19.19 | \$21.37 | \$23.00 |
| Region 2 | | | ANNUAL: | \$40,890 | \$31,750 | \$38,100 | \$39,380 | \$44,450 | \$47,840 |
| Employment: | 60 | | HOURLY: | \$19.66 | \$15.26 | \$18.32 | \$18.93 | \$21.37 | \$23.00 |
| Region 4 | | | ANNUAL: | \$40,890 | \$34,520 | \$37,880 | \$39,680 | \$45,800 | \$48,270 |
| Employment: | 50 | | HOURLY: | \$19.66 | \$16.59 | \$18.21 | \$19.08 | \$22.02 | \$23.20 |
| Region 5 | | | ANNUAL: | \$36,800 | \$26,920 | \$27,700 | \$38,410 | \$40,710 | \$48,470 |
| Employment: | 160 | | HOURLY: | \$17.69 | \$12.94 | \$13.31 | \$18.47 | \$19.57 | \$23.30 |
| Region 6 | | | ANNUAL: | \$39,840 | \$33,130 | \$35,950 | \$39,520 | \$46,950 | \$47,840 |
| Employment: | 20 | | HOURLY: | \$19.15 | \$15.93 | \$17.28 | \$19.00 | \$22.57 | \$23.00 |
| Region 7 | | | ANNUAL: | \$39,400 | \$31,750 | \$35,180 | \$39,160 | \$43,900 | \$48,950 |
| Employment: | 120 | | HOURLY: | \$18.94 | \$15.26 | \$16.91 | \$18.83 | \$21.10 | \$23.53 |
| Bismarck, ND MetroSA | | | ANNUAL: | \$39,270 | \$29,120 | \$35,180 | \$38,740 | \$43,760 | \$48,940 |
| Employment: | 110 | | HOURLY: | \$18.88 | \$14.00 | \$16.91 | \$18.63 | \$21.04 | \$23.53 |
| Fargo, ND-MN MetroSA | | | ANNUAL: | \$38,720 | \$26,920 | \$33,970 | \$39,100 | \$46,010 | \$49,360 |
| Employment: | 210 | | HOURLY: | \$18.61 | \$12.94 | \$16.33 | \$18.80 | \$22.12 | \$23.73 |
| Grand Forks, ND-MN MetroSA | | | ANNUAL: | \$41,530 | \$33,780 | \$37,880 | \$43,010 | \$45,800 | \$49,420 |
| Employment: | 80 | | HOURLY: | \$19.96 | \$16.24 | \$18.21 | \$20.68 | \$22.02 | \$23.76 |
| West ND Nonmetro Area | | | ANNUAL: | \$40,350 | \$31,750 | \$36,730 | \$39,370 | \$44,450 | \$47,840 |
| Employment: | 130 | | HOURLY: | \$19.40 | \$15.26 | \$17.66 | \$18.93 | \$21.37 | \$23.00 |
| East ND Nonmetro Area | | | ANNUAL: | \$38,760 | \$32,140 | \$35,950 | \$38,690 | \$40,880 | \$47,850 |
| Employment: | 50 | | HOURLY: | \$18.63 | \$15.45 | \$17.28 | \$18.60 | \$19.65 | \$23.00 |

'N/A' indicates data or information cannot be released due to reliability, availability, or confidentiality restrictions. Since a portion of substate employment is not attributed to a region, substate areas will NOT add up to statewide totals. Rounding and the absence of suppressed data may also affect additivity.

| | | | WAGE ESTIMATES | | | | | |
|--|-----|---------|-------------------|--------------------|--------------------|--------------------------------|--------------------|--------------------|
| | | | Average (Mean) | 10th Percentile | 25th Percentile | 50th Percentile (Median) | 75th Percentile | 90th Percentile |
| 31-9093 Medical Equipment Preparers | | | | | | | | |
| Alternate Job Title(s): Central Sterile Supply Technician; Sterilization Specialist | | | | | | | | |
| Prepare, sterilize, install, or clean laboratory or healthcare equipment. May perform routine laboratory tasks and operate or inspect equipment. | | | | | | | | |
| North Dakota | | ANNUAL: | \$43,550 | \$31,370 | \$36,890 | \$37,630 | \$50,500 | \$52,200 |
| Employment: | 230 | HOURLY: | \$20.94 | \$15.08 | \$17.74 | \$18.09 | \$24.28 | \$25.10 |
| Region 5 | | ANNUAL: | \$45,160 | \$32,790 | \$36,890 | \$37,890 | \$50,980 | \$58,350 |
| Employment: | 120 | HOURLY: | \$21.71 | \$15.77 | \$17.74 | \$18.22 | \$24.51 | \$28.05 |
| Region 7 | | ANNUAL: | \$43,850 | \$34,500 | \$34,500 | \$40,200 | \$50,620 | \$52,200 |
| Employment: | 50 | HOURLY: | \$21.08 | \$16.59 | \$16.59 | \$19.33 | \$24.34 | \$25.10 |
| Bismarck, ND MetroSA | | ANNUAL: | \$43,850 | \$34,500 | \$34,500 | \$40,200 | \$50,620 | \$52,200 |
| Employment: | 50 | HOURLY: | \$21.08 | \$16.59 | \$16.59 | \$19.33 | \$24.34 | \$25.10 |
| Fargo, ND-MN MetroSA | | ANNUAL: | \$44,990 | \$32,790 | \$36,890 | \$37,630 | \$50,980 | \$58,350 |
| Employment: | 130 | HOURLY: | \$21.63 | \$15.77 | \$17.74 | \$18.09 | \$24.51 | \$28.06 |
| West ND Nonmetro Area | | ANNUAL: | \$37,390 | \$30,590 | \$31,370 | \$37,400 | \$38,410 | \$46,320 |
| Employment: | 20 | HOURLY: | \$17.98 | \$14.71 | \$15.08 | \$17.98 | \$18.47 | \$22.27 |
| East ND Nonmetro Area | | ANNUAL: | \$38,900 | \$30,520 | \$31,370 | \$40,650 | \$42,410 | \$51,410 |
| Employment: | 10 | HOURLY: | \$18.70 | \$14.68 | \$15.08 | \$19.54 | \$20.39 | \$24.72 |

31-9094 Medical Transcriptionists**Alternate Job Title(s):** Medical Stenographer; Medical Transcriber; Pathology Transcriptionist

Transcribe medical reports recorded by physicians and other healthcare practitioners using various electronic devices, covering office visits, emergency room visits, diagnostic imaging studies, operations, chart reviews, and final summaries. Transcribe dictated reports and translate abbreviations into fully understandable form. Edit as necessary and return reports in either printed or electronic form for review and signature, or correction.

| | | | | | | | | |
|-----------------------------------|-----|---------|----------|----------|----------|----------|----------|----------|
| North Dakota | | ANNUAL: | \$35,860 | \$21,770 | \$22,160 | \$37,880 | \$46,440 | \$47,430 |
| Employment: | 220 | HOURLY: | \$17.24 | \$10.47 | \$10.65 | \$18.21 | \$22.33 | \$22.80 |
| Region 2 | | ANNUAL: | \$31,650 | \$22,160 | \$22,160 | \$29,840 | \$39,180 | \$47,140 |
| Employment: | 30 | HOURLY: | \$15.22 | \$10.65 | \$10.65 | \$14.35 | \$18.84 | \$22.66 |
| Region 4 | | ANNUAL: | \$41,690 | \$29,840 | \$38,650 | \$46,240 | \$46,440 | \$47,140 |
| Employment: | 30 | HOURLY: | \$20.04 | \$14.35 | \$18.58 | \$22.23 | \$22.33 | \$22.66 |
| Region 5 | | ANNUAL: | \$32,600 | \$21,770 | \$21,770 | \$29,330 | \$44,170 | \$47,370 |
| Employment: | 110 | HOURLY: | \$15.67 | \$10.47 | \$10.47 | \$14.10 | \$21.24 | \$22.78 |
| Region 7 | | ANNUAL: | \$43,350 | \$35,500 | \$38,030 | \$46,730 | \$48,280 | \$50,740 |
| Employment: | 30 | HOURLY: | \$20.84 | \$17.07 | \$18.28 | \$22.47 | \$23.21 | \$24.39 |
| Bismarck, ND MetroSA | | ANNUAL: | \$43,210 | \$35,500 | \$37,900 | \$46,730 | \$48,270 | \$50,740 |
| Employment: | 30 | HOURLY: | \$20.77 | \$17.07 | \$18.22 | \$22.47 | \$23.21 | \$24.39 |
| Fargo, ND-MN MetroSA | | ANNUAL: | \$32,730 | \$21,770 | \$21,770 | \$29,330 | \$44,170 | \$47,370 |
| Employment: | 110 | HOURLY: | \$15.74 | \$10.47 | \$10.47 | \$14.10 | \$21.24 | \$22.78 |
| Grand Forks, ND-MN MetroSA | | ANNUAL: | \$44,150 | \$36,870 | \$38,650 | \$46,240 | \$46,440 | \$47,140 |
| Employment: | 20 | HOURLY: | \$21.23 | \$17.73 | \$18.58 | \$22.23 | \$22.33 | \$22.66 |
| West ND Nonmetro Area | | ANNUAL: | \$34,230 | \$22,160 | \$22,160 | \$36,930 | \$45,750 | \$47,220 |
| Employment: | 40 | HOURLY: | \$16.46 | \$10.65 | \$10.65 | \$17.75 | \$21.99 | \$22.70 |
| East ND Nonmetro Area | | ANNUAL: | \$38,950 | \$22,160 | \$37,340 | \$39,090 | \$47,220 | \$50,960 |
| Employment: | 20 | HOURLY: | \$18.73 | \$10.65 | \$17.95 | \$18.80 | \$22.70 | \$24.50 |

'N/A' indicates data or information cannot be released due to reliability, availability, or confidentiality restrictions. Since a portion of substate employment is not attributed to a region, substate areas will NOT add up to statewide totals. Rounding and the absence of suppressed data may also affect additivity.

| | | | WAGE ESTIMATES | | | | | |
|---|--|----------------|-------------------|--------------------|--------------------|--------------------------------|--------------------|--------------------|
| | | | Average (Mean) | 10th Percentile | 25th Percentile | 50th Percentile (Median) | 75th Percentile | 90th Percentile |
| 31-9096 Veterinary Assistants and Laboratory Animal Caretakers | | | | | | | | |
| Alternate Job Title(s): Veterinarian Helper; Veterinary Attendant | | | | | | | | |
| Feed, water, and examine pets and other nonfarm animals for signs of illness, disease, or injury in laboratories and animal hospitals and clinics. Clean and disinfect cages and work areas, and sterilize laboratory and surgical equipment. May provide routine postoperative care, administer medication orally or topically, or prepare samples for laboratory examination under the supervision of veterinary or laboratory animal technologists or technicians, veterinarians, or scientists. Excludes Animal Caretakers (39-2021). | | | | | | | | |
| North Dakota | | ANNUAL: | \$31,700 | \$28,660 | \$29,470 | \$29,680 | \$35,900 | \$38,100 |
| Employment: 230 | | HOURLY: | \$15.24 | \$13.78 | \$14.17 | \$14.27 | \$17.26 | \$18.32 |
| Region 2 | | ANNUAL: | \$32,110 | \$21,030 | \$29,540 | \$29,740 | \$35,700 | \$41,680 |
| Employment: 30 | | HOURLY: | \$15.44 | \$10.11 | \$14.20 | \$14.30 | \$17.16 | \$20.04 |
| Region 4 | | ANNUAL: | \$31,470 | \$25,950 | \$29,160 | \$29,390 | \$35,550 | \$36,100 |
| Employment: 20 | | HOURLY: | \$15.13 | \$12.48 | \$14.02 | \$14.13 | \$17.09 | \$17.35 |
| Region 5 | | ANNUAL: | \$31,230 | \$28,660 | \$29,480 | \$29,550 | \$31,750 | \$36,190 |
| Employment: 100 | | HOURLY: | \$15.02 | \$13.78 | \$14.17 | \$14.21 | \$15.26 | \$17.40 |
| Region 6 | | ANNUAL: | \$33,100 | \$28,940 | \$28,940 | \$31,650 | \$36,220 | \$38,100 |
| Employment: 20 | | HOURLY: | \$15.91 | \$13.91 | \$13.91 | \$15.22 | \$17.41 | \$18.32 |
| Region 7 | | ANNUAL: | \$31,280 | \$21,030 | \$29,660 | \$29,730 | \$36,190 | \$37,610 |
| Employment: 40 | | HOURLY: | \$15.04 | \$10.11 | \$14.26 | \$14.29 | \$17.40 | \$18.08 |
| Region 8 | | ANNUAL: | \$32,470 | \$28,840 | \$30,160 | \$30,160 | \$35,310 | \$38,100 |
| Employment: 20 | | HOURLY: | \$15.61 | \$13.87 | \$14.50 | \$14.50 | \$16.98 | \$18.32 |
| Fargo, ND-MN MetroSA | | ANNUAL: | \$31,040 | \$28,660 | \$29,470 | \$29,550 | \$31,750 | \$36,030 |
| Employment: 100 | | HOURLY: | \$14.92 | \$13.78 | \$14.17 | \$14.21 | \$15.26 | \$17.32 |
| West ND Nonmetro Area | | ANNUAL: | \$32,050 | \$21,030 | \$29,540 | \$31,650 | \$35,980 | \$38,100 |
| Employment: 70 | | HOURLY: | \$15.41 | \$10.11 | \$14.20 | \$15.22 | \$17.30 | \$18.32 |
| East ND Nonmetro Area | | ANNUAL: | \$33,010 | \$28,920 | \$29,160 | \$31,650 | \$36,220 | \$38,100 |
| Employment: 40 | | HOURLY: | \$15.87 | \$13.91 | \$14.02 | \$15.22 | \$17.41 | \$18.32 |

'N/A' indicates data or information cannot be released due to reliability, availability, or confidentiality restrictions. Since a portion of substate employment is not attributed to a region, substate areas will NOT add up to statewide totals. Rounding and the absence of suppressed data may also affect additivity.

| | | | WAGE ESTIMATES | | | | | |
|--|-----|----------------|-------------------|--------------------|--------------------|--------------------------------|--------------------|--------------------|
| | | | Average (Mean) | 10th Percentile | 25th Percentile | 50th Percentile (Median) | 75th Percentile | 90th Percentile |
| 31-9097 Phlebotomists | | | | | | | | |
| Alternate Job Title(s): Phlebotomy Technician; Venipuncturist | | | | | | | | |
| Draw blood for tests, transfusions, donations, or research. May explain the procedure to patients and assist in the recovery of patients with adverse reactions. | | | | | | | | |
| North Dakota | | ANNUAL: | \$40,410 | \$31,580 | \$32,400 | \$36,570 | \$45,550 | \$59,900 |
| Employment: | 260 | HOURLY: | \$19.43 | \$15.18 | \$15.58 | \$17.58 | \$21.90 | \$28.80 |
| Region 1 | | ANNUAL: | \$35,530 | \$31,210 | \$32,470 | \$37,410 | \$39,470 | \$39,470 |
| Employment: | 10 | HOURLY: | \$17.08 | \$15.00 | \$15.61 | \$17.98 | \$18.98 | \$18.98 |
| Region 5 | | ANNUAL: | \$41,230 | \$31,650 | \$34,340 | \$36,490 | \$45,550 | \$60,610 |
| Employment: | 140 | HOURLY: | \$19.82 | \$15.22 | \$16.51 | \$17.55 | \$21.90 | \$29.14 |
| Region 7 | | ANNUAL: | \$41,680 | \$31,720 | \$36,540 | \$37,100 | \$45,650 | \$60,750 |
| Employment: | 50 | HOURLY: | \$20.04 | \$15.25 | \$17.57 | \$17.83 | \$21.95 | \$29.21 |
| Fargo, ND-MN MetroSA | | ANNUAL: | \$39,890 | \$29,970 | \$31,650 | \$36,490 | \$45,550 | \$60,610 |
| Employment: | 170 | HOURLY: | \$19.18 | \$14.41 | \$15.22 | \$17.54 | \$21.90 | \$29.14 |
| Grand Forks, ND-MN MetroSA | | ANNUAL: | \$39,730 | \$31,280 | \$31,320 | \$36,060 | \$45,010 | \$58,710 |
| Employment: | 30 | HOURLY: | \$19.10 | \$15.04 | \$15.06 | \$17.34 | \$21.64 | \$28.22 |
| West ND Nonmetro Area | | ANNUAL: | \$36,080 | \$31,200 | \$31,830 | \$35,560 | \$37,530 | \$40,560 |
| Employment: | 30 | HOURLY: | \$17.35 | \$15.00 | \$15.30 | \$17.10 | \$18.04 | \$19.50 |
| East ND Nonmetro Area | | ANNUAL: | \$35,630 | \$31,510 | \$31,510 | \$31,760 | \$36,920 | \$46,770 |
| Employment: | 10 | HOURLY: | \$17.13 | \$15.15 | \$15.15 | \$15.27 | \$17.75 | \$22.49 |

'N/A' indicates data or information cannot be released due to reliability, availability, or confidentiality restrictions. Since a portion of substate employment is not attributed to a region, substate areas will NOT add up to statewide totals. Rounding and the absence of suppressed data may also affect additivity.

| | | | WAGE ESTIMATES | | | | | |
|---|-----|---------|-------------------|--------------------|--------------------|--------------------------------|--------------------|--------------------|
| | | | Average (Mean) | 10th Percentile | 25th Percentile | 50th Percentile (Median) | 75th Percentile | 90th Percentile |
| 31-9099 Healthcare Support Workers, All Other | | | | | | | | |
| Alternate Job Title(s): Ortho/Prosthetic Aide | | | | | | | | |
| All healthcare support workers not listed separately. | | | | | | | | |
| North Dakota | | ANNUAL: | \$54,040 | \$32,140 | \$41,000 | \$50,430 | \$71,790 | \$77,130 |
| Employment: | 280 | HOURLY: | \$25.98 | \$15.45 | \$19.71 | \$24.25 | \$34.51 | \$37.08 |
| Region 2 | | ANNUAL: | \$49,450 | \$27,820 | \$32,140 | \$45,740 | \$74,250 | \$78,520 |
| Employment: | 20 | HOURLY: | \$23.78 | \$13.38 | \$15.45 | \$21.99 | \$35.69 | \$37.75 |
| Region 3 | | ANNUAL: | \$51,400 | \$35,980 | \$42,930 | \$52,330 | \$58,160 | \$67,600 |
| Employment: | 20 | HOURLY: | \$24.71 | \$17.30 | \$20.64 | \$25.16 | \$27.96 | \$32.50 |
| Region 5 | | ANNUAL: | \$53,550 | \$37,460 | \$41,000 | \$49,230 | \$70,520 | \$77,130 |
| Employment: | 110 | HOURLY: | \$25.75 | \$18.01 | \$19.71 | \$23.67 | \$33.90 | \$37.08 |
| Region 7 | | ANNUAL: | \$58,980 | \$37,550 | \$44,750 | \$58,370 | \$77,300 | \$77,300 |
| Employment: | 50 | HOURLY: | \$28.35 | \$18.05 | \$21.52 | \$28.06 | \$37.16 | \$37.16 |
| Region 8 | | ANNUAL: | \$51,440 | \$40,230 | \$46,910 | \$46,910 | \$61,090 | \$74,240 |
| Employment: | 20 | HOURLY: | \$24.73 | \$19.34 | \$22.55 | \$22.55 | \$29.37 | \$35.69 |
| Bismarck, ND MetroSA | | ANNUAL: | \$59,330 | \$37,550 | \$45,610 | \$58,360 | \$77,300 | \$77,300 |
| Employment: | 50 | HOURLY: | \$28.53 | \$18.05 | \$21.93 | \$28.06 | \$37.16 | \$37.16 |
| Fargo, ND-MN MetroSA | | ANNUAL: | \$50,920 | \$31,300 | \$41,000 | \$49,230 | \$65,110 | \$77,130 |
| Employment: | 130 | HOURLY: | \$24.48 | \$15.05 | \$19.71 | \$23.67 | \$31.30 | \$37.08 |
| Grand Forks, ND-MN MetroSA | | ANNUAL: | \$52,260 | \$30,930 | \$39,120 | \$48,130 | \$72,320 | \$76,220 |
| Employment: | 30 | HOURLY: | \$25.13 | \$14.87 | \$18.81 | \$23.14 | \$34.77 | \$36.64 |
| West ND Nonmetro Area | | ANNUAL: | \$50,240 | \$31,860 | \$32,140 | \$46,910 | \$68,560 | \$74,410 |
| Employment: | 50 | HOURLY: | \$24.16 | \$15.32 | \$15.45 | \$22.55 | \$32.96 | \$35.77 |
| East ND Nonmetro Area | | ANNUAL: | \$50,440 | \$26,610 | \$39,730 | \$52,330 | \$58,160 | \$74,220 |
| Employment: | 30 | HOURLY: | \$24.25 | \$12.80 | \$19.10 | \$25.16 | \$27.96 | \$35.69 |

'N/A' indicates data or information cannot be released due to reliability, availability, or confidentiality restrictions. Since a portion of substate employment is not attributed to a region, substate areas will NOT add up to statewide totals. Rounding and the absence of suppressed data may also affect additivity.

| | | WAGE ESTIMATES | | | | | |
|---|-------------------|-------------------|--------------------|--------------------|--------------------------------|--------------------|--------------------|
| | | Average (Mean) | 10th Percentile | 25th Percentile | 50th Percentile (Median) | 75th Percentile | 90th Percentile |
| 33-0000 Protective Service Occupations | | | | | | | |
| Alternate Job Title(s): N/A | | | | | | | |
| North Dakota | Employment: 7,290 | ANNUAL: | \$53,190 | \$28,700 | \$36,570 | \$49,110 | \$79,630 |
| | | HOURLY: | \$25.57 | \$13.80 | \$17.58 | \$23.61 | \$38.28 |
| Region 1 | Employment: 950 | ANNUAL: | \$59,730 | \$34,530 | \$45,920 | \$60,880 | \$79,630 |
| | | HOURLY: | \$28.71 | \$16.60 | \$22.08 | \$29.27 | \$38.28 |
| Region 2 | Employment: 750 | ANNUAL: | \$53,130 | \$30,310 | \$39,480 | \$47,560 | \$76,770 |
| | | HOURLY: | \$25.54 | \$14.57 | \$18.98 | \$22.87 | \$36.91 |
| Region 3 | Employment: 500 | ANNUAL: | \$49,560 | \$27,610 | \$36,000 | \$46,410 | \$75,700 |
| | | HOURLY: | \$23.83 | \$13.27 | \$17.31 | \$22.31 | \$36.40 |
| Region 4 | Employment: 760 | ANNUAL: | \$57,790 | \$28,700 | \$38,140 | \$54,200 | \$86,670 |
| | | HOURLY: | \$27.78 | \$13.80 | \$18.34 | \$26.06 | \$41.67 |
| Region 5 | Employment: 1,510 | ANNUAL: | \$50,890 | \$25,490 | \$31,130 | \$48,160 | \$83,690 |
| | | HOURLY: | \$24.47 | \$12.25 | \$14.97 | \$23.15 | \$40.24 |
| Region 6 | Employment: 410 | ANNUAL: | \$47,180 | \$27,560 | \$38,710 | \$44,330 | \$69,830 |
| | | HOURLY: | \$22.68 | \$13.25 | \$18.61 | \$21.31 | \$33.57 |
| Region 7 | Employment: 2,020 | ANNUAL: | \$52,150 | \$29,940 | \$35,690 | \$48,430 | \$79,730 |
| | | HOURLY: | \$25.07 | \$14.39 | \$17.16 | \$23.28 | \$38.33 |
| Region 8 | Employment: 380 | ANNUAL: | \$53,700 | \$34,050 | \$43,040 | \$49,110 | \$75,840 |
| | | HOURLY: | \$25.82 | \$16.37 | \$20.69 | \$23.61 | \$36.46 |
| Bismarck, ND MetroSA | Employment: 1,890 | ANNUAL: | \$51,810 | \$30,070 | \$35,690 | \$48,450 | \$79,210 |
| | | HOURLY: | \$24.91 | \$14.46 | \$17.16 | \$23.29 | \$38.08 |
| Fargo, ND-MN MetroSA | Employment: 1,740 | ANNUAL: | \$52,760 | \$25,750 | \$34,520 | \$50,510 | \$83,690 |
| | | HOURLY: | \$25.37 | \$12.38 | \$16.60 | \$24.29 | \$40.24 |
| Grand Forks, ND-MN MetroSA | Employment: 760 | ANNUAL: | \$60,270 | \$30,030 | \$43,170 | \$61,090 | \$82,370 |
| | | HOURLY: | \$28.98 | \$14.44 | \$20.75 | \$29.37 | \$39.60 |
| West ND Nonmetro Area | Employment: 2,200 | ANNUAL: | \$56,300 | \$33,640 | \$42,330 | \$52,650 | \$78,790 |
| | | HOURLY: | \$27.07 | \$16.17 | \$20.35 | \$25.31 | \$37.88 |
| East ND Nonmetro Area | Employment: 1,240 | ANNUAL: | \$47,920 | \$27,560 | \$34,060 | \$44,530 | \$74,030 |
| | | HOURLY: | \$23.04 | \$13.25 | \$16.37 | \$21.41 | \$35.59 |

'N/A' indicates data or information cannot be released due to reliability, availability, or confidentiality restrictions. Since a portion of substate employment is not attributed to a region, substate areas will NOT add up to statewide totals. Rounding and the absence of suppressed data may also affect additivity.

| | | | WAGE ESTIMATES | | | | | |
|--|-----|----------------|-------------------|--------------------|--------------------|--------------------------------|--------------------|--------------------|
| | | | Average (Mean) | 10th Percentile | 25th Percentile | 50th Percentile (Median) | 75th Percentile | 90th Percentile |
| 33-1011 First-Line Supervisors of Correctional Officers | | | | | | | | |
| Alternate Job Title(s): Corrections Sergeant; Prison Guard Supervisor | | | | | | | | |
| Directly supervise and coordinate activities of correctional officers and jailers. | | | | | | | | |
| North Dakota | | ANNUAL: | \$67,330 | \$49,110 | \$57,190 | \$67,200 | \$76,860 | \$81,230 |
| Employment: | 120 | HOURLY: | \$32.37 | \$23.61 | \$27.50 | \$32.31 | \$36.95 | \$39.05 |
| Region 1 | | ANNUAL: | \$70,890 | \$49,120 | \$57,310 | \$76,900 | \$78,880 | \$78,880 |
| Employment: | 20 | HOURLY: | \$34.08 | \$23.61 | \$27.55 | \$36.97 | \$37.92 | \$37.92 |
| Region 2 | | ANNUAL: | \$63,270 | \$49,110 | \$57,190 | \$57,190 | \$71,800 | \$86,990 |
| Employment: | 20 | HOURLY: | \$30.42 | \$23.61 | \$27.49 | \$27.49 | \$34.52 | \$41.82 |
| Region 6 | | ANNUAL: | \$66,370 | \$49,110 | \$53,960 | \$68,990 | \$75,010 | \$76,790 |
| Employment: | 20 | HOURLY: | \$31.91 | \$23.61 | \$25.94 | \$33.17 | \$36.06 | \$36.92 |
| Region 7 | | ANNUAL: | \$68,590 | \$59,680 | \$65,080 | \$67,210 | \$71,640 | \$79,810 |
| Employment: | 30 | HOURLY: | \$32.97 | \$28.69 | \$31.29 | \$32.31 | \$34.44 | \$38.37 |
| Region 8 | | ANNUAL: | \$55,980 | \$49,110 | \$49,110 | \$49,110 | \$57,090 | \$76,110 |
| Employment: | 20 | HOURLY: | \$26.91 | \$23.61 | \$23.61 | \$23.61 | \$27.45 | \$36.59 |
| Bismarck, ND MetroSA | | ANNUAL: | \$68,980 | \$60,030 | \$65,080 | \$67,200 | \$71,640 | \$79,810 |
| Employment: | 30 | HOURLY: | \$33.16 | \$28.86 | \$31.29 | \$32.31 | \$34.44 | \$38.37 |
| West ND Nonmetro Area | | ANNUAL: | \$63,390 | \$49,110 | \$49,120 | \$57,190 | \$76,110 | \$78,880 |
| Employment: | 50 | HOURLY: | \$30.48 | \$23.61 | \$23.61 | \$27.50 | \$36.59 | \$37.93 |
| East ND Nonmetro Area | | ANNUAL: | \$65,220 | \$49,110 | \$53,960 | \$67,750 | \$74,660 | \$76,400 |
| Employment: | 20 | HOURLY: | \$31.35 | \$23.61 | \$25.94 | \$32.57 | \$35.89 | \$36.73 |

'N/A' indicates data or information cannot be released due to reliability, availability, or confidentiality restrictions. Since a portion of substate employment is not attributed to a region, substate areas will NOT add up to statewide totals. Rounding and the absence of suppressed data may also affect additivity.

| | | | WAGE ESTIMATES | | | | | |
|---|-----|---------|-------------------|--------------------|--------------------|--------------------------------|--------------------|--------------------|
| | | | Average (Mean) | 10th Percentile | 25th Percentile | 50th Percentile (Median) | 75th Percentile | 90th Percentile |
| 33-1012 First-Line Supervisors of Police and Detectives | | | | | | | | |
| Alternate Job Title(s): Commanding Officer Homicide Squad; Detective Lieutenant; Police Lieutenant; Traffic Sergeant | | | | | | | | |
| Directly supervise and coordinate activities of members of police force. | | | | | | | | |
| North Dakota | | ANNUAL: | \$99,600 | \$68,580 | \$85,030 | \$98,220 | \$106,620 | \$133,680 |
| Employment: | 210 | HOURLY: | \$47.88 | \$32.97 | \$40.88 | \$47.22 | \$51.26 | \$64.27 |
| Region 1 | | ANNUAL: | \$101,080 | \$85,030 | \$86,710 | \$102,000 | \$102,000 | \$136,280 |
| Employment: | 40 | HOURLY: | \$48.60 | \$40.88 | \$41.69 | \$49.04 | \$49.04 | \$65.52 |
| Region 2 | | ANNUAL: | \$101,330 | \$71,340 | \$92,690 | \$102,160 | \$102,730 | \$120,120 |
| Employment: | 20 | HOURLY: | \$48.71 | \$34.30 | \$44.56 | \$49.11 | \$49.39 | \$57.75 |
| Region 3 | | ANNUAL: | \$96,480 | \$65,670 | \$72,970 | \$96,390 | \$121,830 | \$133,680 |
| Employment: | 10 | HOURLY: | \$46.39 | \$31.57 | \$35.08 | \$46.34 | \$58.57 | \$64.27 |
| Region 4 | | ANNUAL: | \$107,370 | \$54,550 | \$70,300 | \$98,220 | \$134,370 | \$190,970 |
| Employment: | 30 | HOURLY: | \$51.62 | \$26.23 | \$33.80 | \$47.22 | \$64.60 | \$91.81 |
| Region 5 | | ANNUAL: | \$110,140 | \$65,780 | \$88,280 | \$107,890 | \$127,650 | \$157,980 |
| Employment: | 30 | HOURLY: | \$52.95 | \$31.63 | \$42.44 | \$51.87 | \$61.37 | \$75.95 |
| Region 7 | | ANNUAL: | \$93,030 | \$70,910 | \$81,990 | \$92,690 | \$102,710 | \$107,890 |
| Employment: | 70 | HOURLY: | \$44.73 | \$34.09 | \$39.42 | \$44.56 | \$49.38 | \$51.87 |
| Bismarck, ND MetroSA | | ANNUAL: | \$93,690 | \$70,910 | \$81,990 | \$92,680 | \$102,710 | \$107,890 |
| Employment: | 70 | HOURLY: | \$45.04 | \$34.09 | \$39.42 | \$44.56 | \$49.38 | \$51.87 |
| Fargo, ND-MN MetroSA | | ANNUAL: | \$103,570 | \$69,870 | \$87,390 | \$106,620 | \$114,050 | \$144,040 |
| Employment: | 60 | HOURLY: | \$49.79 | \$33.59 | \$42.02 | \$51.26 | \$54.83 | \$69.25 |
| Grand Forks, ND-MN MetroSA | | ANNUAL: | \$94,740 | \$68,580 | \$75,900 | \$80,080 | \$98,220 | \$153,340 |
| Employment: | 60 | HOURLY: | \$45.55 | \$32.97 | \$36.49 | \$38.50 | \$47.22 | \$73.72 |
| West ND Nonmetro Area | | ANNUAL: | \$98,820 | \$71,340 | \$86,710 | \$102,000 | \$102,160 | \$121,660 |
| Employment: | 60 | HOURLY: | \$47.51 | \$34.30 | \$41.69 | \$49.04 | \$49.11 | \$58.49 |
| East ND Nonmetro Area | | ANNUAL: | \$91,420 | \$63,970 | \$65,970 | \$92,680 | \$101,130 | \$121,890 |
| Employment: | 20 | HOURLY: | \$43.95 | \$30.76 | \$31.72 | \$44.56 | \$48.62 | \$58.60 |

'N/A' indicates data or information cannot be released due to reliability, availability, or confidentiality restrictions. Since a portion of substate employment is not attributed to a region, substate areas will NOT add up to statewide totals. Rounding and the absence of suppressed data may also affect additivity.

| | | | WAGE ESTIMATES | | | | | |
|---|-----|----------------|-------------------|--------------------|--------------------|--------------------------------|--------------------|--------------------|
| | | | Average (Mean) | 10th Percentile | 25th Percentile | 50th Percentile (Median) | 75th Percentile | 90th Percentile |
| 33-1021 First-Line Supervisors of Firefighting and Prevention Workers | | | | | | | | |
| Alternate Job Title(s): Fire Lieutenant; Municipal Fire Fighting and Prevention Supervisor; Supervising Fire Marshal | | | | | | | | |
| Directly supervise and coordinate activities of workers engaged in firefighting and fire prevention and control. | | | | | | | | |
| North Dakota | | ANNUAL: | \$90,520 | \$66,290 | \$76,300 | \$90,570 | \$100,650 | \$110,400 |
| Employment: | 120 | HOURLY: | \$43.52 | \$31.87 | \$36.69 | \$43.54 | \$48.39 | \$53.08 |
| Region 1 | | ANNUAL: | \$94,040 | \$67,790 | \$76,880 | \$98,680 | \$104,260 | \$140,230 |
| Employment: | 20 | HOURLY: | \$45.21 | \$32.59 | \$36.96 | \$47.44 | \$50.13 | \$67.42 |
| Region 2 | | ANNUAL: | \$86,910 | \$66,290 | \$66,950 | \$87,300 | \$93,730 | \$94,460 |
| Employment: | 10 | HOURLY: | \$41.78 | \$31.87 | \$32.19 | \$41.97 | \$45.06 | \$45.41 |
| Region 4 | | ANNUAL: | \$94,200 | \$66,290 | \$78,510 | \$99,670 | \$99,670 | \$134,760 |
| Employment: | 10 | HOURLY: | \$45.29 | \$31.87 | \$37.75 | \$47.92 | \$47.92 | \$64.79 |
| Region 5 | | ANNUAL: | \$94,220 | \$66,620 | \$74,960 | \$90,570 | \$110,400 | \$110,400 |
| Employment: | 20 | HOURLY: | \$45.30 | \$32.03 | \$36.04 | \$43.54 | \$53.08 | \$53.08 |
| Region 7 | | ANNUAL: | \$89,080 | \$48,190 | \$82,110 | \$82,110 | \$100,650 | \$100,650 |
| Employment: | 40 | HOURLY: | \$42.83 | \$23.17 | \$39.48 | \$39.48 | \$48.39 | \$48.39 |
| Bismarck, ND MetroSA | | ANNUAL: | \$89,080 | \$48,190 | \$82,110 | \$82,110 | \$100,650 | \$100,650 |
| Employment: | 40 | HOURLY: | \$42.83 | \$23.17 | \$39.48 | \$39.48 | \$48.39 | \$48.39 |
| Fargo, ND-MN MetroSA | | ANNUAL: | \$81,440 | \$62,460 | \$62,460 | \$72,180 | \$92,610 | \$110,400 |
| Employment: | 30 | HOURLY: | \$39.15 | \$30.03 | \$30.03 | \$34.70 | \$44.52 | \$53.08 |
| Grand Forks, ND-MN MetroSA | | ANNUAL: | \$88,350 | \$66,290 | \$73,640 | \$87,280 | \$99,670 | \$100,530 |
| Employment: | 20 | HOURLY: | \$42.48 | \$31.87 | \$35.40 | \$41.96 | \$47.92 | \$48.33 |
| West ND Nonmetro Area | | ANNUAL: | \$91,940 | \$67,070 | \$75,740 | \$93,720 | \$98,680 | \$140,230 |
| Employment: | 40 | HOURLY: | \$44.20 | \$32.24 | \$36.42 | \$45.06 | \$47.44 | \$67.42 |

33-1091 First-Line Supervisors of Security Workers**Alternate Job Title(s):** Loss Prevention Supervisor; Security Guard Supervisor; TSA Screener Supervisor

Directly supervise and coordinate activities of security workers and security guards.

| | | | | | | | | |
|------------------------------|----|---------|----------|----------|----------|----------|----------|-----------|
| North Dakota | | ANNUAL: | \$53,600 | \$37,610 | \$40,970 | \$46,180 | \$52,040 | \$79,250 |
| Employment: | 90 | HOURLY: | \$25.77 | \$18.08 | \$19.70 | \$22.20 | \$25.02 | \$38.10 |
| Region 3 | | ANNUAL: | \$45,470 | \$36,600 | \$40,210 | \$43,500 | \$46,450 | \$57,260 |
| Employment: | 10 | HOURLY: | \$21.86 | \$17.59 | \$19.33 | \$20.91 | \$22.33 | \$27.53 |
| Region 5 | | ANNUAL: | \$49,810 | \$38,590 | \$43,240 | \$46,660 | \$52,040 | \$75,910 |
| Employment: | 20 | HOURLY: | \$23.95 | \$18.55 | \$20.79 | \$22.43 | \$25.02 | \$36.50 |
| Region 7 | | ANNUAL: | \$63,220 | \$37,610 | \$37,610 | \$45,260 | \$61,090 | \$151,240 |
| Employment: | 30 | HOURLY: | \$30.39 | \$18.08 | \$18.08 | \$21.76 | \$29.37 | \$72.71 |
| Bismarck, ND MetroSA | | ANNUAL: | \$48,150 | \$37,610 | \$37,610 | \$44,460 | \$51,200 | \$61,090 |
| Employment: | 30 | HOURLY: | \$23.15 | \$18.08 | \$18.08 | \$21.37 | \$24.61 | \$29.37 |
| Fargo, ND-MN MetroSA | | ANNUAL: | \$50,740 | \$38,590 | \$40,970 | \$47,520 | \$50,900 | \$79,930 |
| Employment: | 10 | HOURLY: | \$24.39 | \$18.55 | \$19.70 | \$22.85 | \$24.47 | \$38.43 |
| West ND Nonmetro Area | | ANNUAL: | \$72,080 | \$40,200 | \$46,180 | \$48,600 | \$82,450 | \$151,240 |
| Employment: | 20 | HOURLY: | \$34.65 | \$19.33 | \$22.20 | \$23.37 | \$39.64 | \$72.71 |
| East ND Nonmetro Area | | ANNUAL: | \$46,380 | \$38,200 | \$43,500 | \$45,280 | \$48,580 | \$57,260 |
| Employment: | 20 | HOURLY: | \$22.30 | \$18.37 | \$20.91 | \$21.77 | \$23.36 | \$27.53 |

'N/A' indicates data or information cannot be released due to reliability, availability, or confidentiality restrictions. Since a portion of substate employment is not attributed to a region, substate areas will NOT add up to statewide totals. Rounding and the absence of suppressed data may also affect additivity.

| | | | WAGE ESTIMATES | | | | |
|--|---------|----------|-------------------|--------------------|--------------------|--------------------------------|--------------------|
| | | | Average (Mean) | 10th Percentile | 25th Percentile | 50th Percentile (Median) | 75th Percentile |
| 33-1099 First-Line Supervisors of Protective Service Workers, All Other | | | | | | | |
| Alternate Job Title(s): Animal Cruelty Investigation Supervisor | | | | | | | |
| All protective service supervisors not listed separately above. | | | | | | | |
| North Dakota | ANNUAL: | \$72,290 | \$33,280 | \$58,410 | \$68,410 | \$81,720 | \$121,230 |
| Employment: 70 | HOURLY: | \$34.76 | \$16.00 | \$28.08 | \$32.89 | \$39.29 | \$58.29 |
| Region 5 | ANNUAL: | \$64,810 | \$33,280 | \$43,030 | \$66,000 | \$73,150 | \$111,330 |
| Employment: 20 | HOURLY: | \$31.16 | \$16.00 | \$20.69 | \$31.73 | \$35.17 | \$53.52 |
| Region 7 | ANNUAL: | \$75,770 | \$52,680 | \$67,390 | \$68,740 | \$94,690 | \$111,570 |
| Employment: 10 | HOURLY: | \$36.43 | \$25.33 | \$32.40 | \$33.05 | \$45.53 | \$53.64 |
| Bismarck, ND MetroSA | ANNUAL: | \$80,770 | \$54,340 | \$67,390 | \$71,530 | \$94,690 | \$111,590 |
| Employment: 10 | HOURLY: | \$38.83 | \$26.13 | \$32.40 | \$34.39 | \$45.53 | \$53.65 |
| Fargo, ND-MN MetroSA | ANNUAL: | \$66,210 | \$43,020 | \$57,600 | \$66,000 | \$73,150 | \$79,900 |
| Employment: 20 | HOURLY: | \$31.83 | \$20.68 | \$27.69 | \$31.73 | \$35.17 | \$38.41 |
| West ND Nonmetro Area | ANNUAL: | \$76,010 | \$33,280 | \$62,170 | \$70,620 | \$89,020 | \$121,230 |
| Employment: 30 | HOURLY: | \$36.54 | \$16.00 | \$29.89 | \$33.95 | \$42.80 | \$58.29 |
| East ND Nonmetro Area | ANNUAL: | \$63,430 | \$33,280 | \$33,280 | \$59,590 | \$81,720 | \$121,230 |
| Employment: 10 | HOURLY: | \$30.50 | \$16.00 | \$16.00 | \$28.65 | \$39.29 | \$58.29 |

'N/A' indicates data or information cannot be released due to reliability, availability, or confidentiality restrictions. Since a portion of substate employment is not attributed to a region, substate areas will NOT add up to statewide totals. Rounding and the absence of suppressed data may also affect additivity.

| | | | WAGE ESTIMATES | | | | | |
|--|-----|----------------|-------------------|--------------------|--------------------|--------------------------------|--------------------|--------------------|
| | | | Average (Mean) | 10th Percentile | 25th Percentile | 50th Percentile (Median) | 75th Percentile | 90th Percentile |
| 33-2011 Firefighters | | | | | | | | |
| Alternate Job Title(s): Fire Engine Pump Operator; Forest Firefighter; Marine Firefighter; Smoke Jumper | | | | | | | | |
| Control and extinguish fires or respond to emergency situations where life, property, or the environment is at risk. Duties may include fire prevention, emergency medical service, hazardous material response, search and rescue, and disaster assistance. | | | | | | | | |
| North Dakota | | ANNUAL: | \$51,490 | \$32,740 | \$44,620 | \$50,550 | \$61,620 | \$74,660 |
| Employment: | 790 | HOURLY: | \$24.75 | \$15.74 | \$21.45 | \$24.30 | \$29.63 | \$35.89 |
| Region 1 | | ANNUAL: | \$51,290 | \$39,280 | \$44,620 | \$47,070 | \$61,400 | \$61,400 |
| Employment: | 180 | HOURLY: | \$24.66 | \$18.88 | \$21.45 | \$22.63 | \$29.52 | \$29.52 |
| Region 2 | | ANNUAL: | \$48,000 | \$36,890 | \$36,890 | \$45,490 | \$57,800 | \$61,480 |
| Employment: | 70 | HOURLY: | \$23.08 | \$17.74 | \$17.74 | \$21.87 | \$27.79 | \$29.56 |
| Region 3 | | ANNUAL: | \$55,090 | \$40,120 | \$45,920 | \$51,550 | \$61,100 | \$76,020 |
| Employment: | 30 | HOURLY: | \$26.49 | \$19.29 | \$22.07 | \$24.78 | \$29.37 | \$36.55 |
| Region 4 | | ANNUAL: | \$60,920 | \$44,630 | \$57,510 | \$61,630 | \$74,660 | \$74,660 |
| Employment: | 110 | HOURLY: | \$29.29 | \$21.45 | \$27.65 | \$29.63 | \$35.89 | \$35.89 |
| Region 5 | | ANNUAL: | \$45,480 | \$22,390 | \$27,610 | \$50,550 | \$53,090 | \$65,980 |
| Employment: | 170 | HOURLY: | \$21.87 | \$10.76 | \$13.27 | \$24.30 | \$25.52 | \$31.72 |
| Region 7 | | ANNUAL: | \$52,330 | \$35,150 | \$45,740 | \$50,880 | \$62,020 | \$75,690 |
| Employment: | 190 | HOURLY: | \$25.16 | \$16.90 | \$21.99 | \$24.46 | \$29.82 | \$36.39 |
| Bismarck, ND MetroSA | | ANNUAL: | \$52,330 | \$35,150 | \$45,740 | \$50,880 | \$62,020 | \$75,690 |
| Employment: | 190 | HOURLY: | \$25.16 | \$16.90 | \$21.99 | \$24.46 | \$29.82 | \$36.39 |
| Fargo, ND-MN MetroSA | | ANNUAL: | \$45,690 | \$22,390 | \$27,610 | \$50,330 | \$50,550 | \$65,980 |
| Employment: | 210 | HOURLY: | \$21.97 | \$10.76 | \$13.27 | \$24.20 | \$24.30 | \$31.72 |
| Grand Forks, ND-MN MetroSA | | ANNUAL: | \$58,910 | \$25,820 | \$54,500 | \$61,620 | \$74,660 | \$74,660 |
| Employment: | 120 | HOURLY: | \$28.32 | \$12.41 | \$26.20 | \$29.63 | \$35.89 | \$35.89 |
| West ND Nonmetro Area | | ANNUAL: | \$50,630 | \$36,960 | \$44,620 | \$47,070 | \$59,860 | \$61,480 |
| Employment: | 270 | HOURLY: | \$24.34 | \$17.77 | \$21.45 | \$22.63 | \$28.78 | \$29.56 |
| East ND Nonmetro Area | | ANNUAL: | \$51,760 | \$36,890 | \$44,620 | \$50,000 | \$61,100 | \$70,650 |
| Employment: | 40 | HOURLY: | \$24.89 | \$17.74 | \$21.45 | \$24.04 | \$29.38 | \$33.97 |

33-2021 Fire Inspectors and Investigators**Alternate Job Title(s):** Arson Investigator; Certified Vehicle Fire Investigator; Fire Hazard Inspector; Fire Prevention Inspector

Inspect buildings to detect fire hazards and enforce local ordinances and state laws, or investigate and gather facts to determine cause of fires and explosions.

| | | | | | | | | |
|---------------------|--|----------------|----------|----------|----------|----------|----------|----------|
| North Dakota | | ANNUAL: | \$72,960 | \$62,210 | \$65,870 | \$70,410 | \$75,910 | \$84,500 |
| Employment: 30 | | HOURLY: | \$35.08 | \$29.91 | \$31.67 | \$33.85 | \$36.50 | \$40.63 |

'N/A' indicates data or information cannot be released due to reliability, availability, or confidentiality restrictions. Since a portion of substate employment is not attributed to a region, substate areas will NOT add up to statewide totals. Rounding and the absence of suppressed data may also affect additivity.

| | | | WAGE ESTIMATES | | | | | | |
|--|-------------|-----|-------------------|--------------------|--------------------|--------------------------------|--------------------|--------------------|----------|
| | | | Average (Mean) | 10th Percentile | 25th Percentile | 50th Percentile (Median) | 75th Percentile | 90th Percentile | |
| 33-3011 Bailiffs | | | | | | | | | |
| Alternate Job Title(s): Court Bailiff; Court Security Officer; Deputy Bailiff | | | | | | | | | |
| Maintain order in courts of law. | | | | | | | | | |
| North Dakota | Employment: | 170 | ANNUAL: | \$30,940 | \$27,560 | \$27,560 | \$27,560 | \$27,560 | \$39,520 |
| | | | HOURLY: | \$14.88 | \$13.25 | \$13.25 | \$13.25 | \$13.25 | \$19.00 |
| Region 1 | Employment: | 30 | ANNUAL: | \$40,680 | \$27,560 | \$27,560 | \$27,560 | \$62,700 | \$81,370 |
| | | | HOURLY: | \$19.56 | \$13.25 | \$13.25 | \$13.25 | \$30.14 | \$39.12 |
| Region 2 | Employment: | 30 | ANNUAL: | \$29,270 | \$27,560 | \$27,560 | \$27,560 | \$27,560 | \$27,560 |
| | | | HOURLY: | \$14.07 | \$13.25 | \$13.25 | \$13.25 | \$13.25 | \$13.25 |
| Region 3 | Employment: | 20 | ANNUAL: | \$29,170 | \$27,560 | \$27,560 | \$27,560 | \$27,560 | \$29,760 |
| | | | HOURLY: | \$14.02 | \$13.25 | \$13.25 | \$13.25 | \$13.25 | \$14.31 |
| Region 6 | Employment: | 30 | ANNUAL: | \$28,840 | \$27,560 | \$27,560 | \$27,560 | \$27,560 | \$27,560 |
| | | | HOURLY: | \$13.86 | \$13.25 | \$13.25 | \$13.25 | \$13.25 | \$13.25 |
| Region 7 | Employment: | 30 | ANNUAL: | \$30,640 | \$27,560 | \$27,560 | \$27,560 | \$27,560 | \$44,370 |
| | | | HOURLY: | \$14.73 | \$13.25 | \$13.25 | \$13.25 | \$13.25 | \$21.33 |
| Bismarck, ND MetroSA | Employment: | 30 | ANNUAL: | \$31,090 | \$27,560 | \$27,560 | \$27,560 | \$27,560 | \$56,100 |
| | | | HOURLY: | \$14.95 | \$13.25 | \$13.25 | \$13.25 | \$13.25 | \$26.97 |
| West ND Nonmetro Area | Employment: | 70 | ANNUAL: | \$33,780 | \$27,560 | \$27,560 | \$27,560 | \$27,560 | \$62,700 |
| | | | HOURLY: | \$16.24 | \$13.25 | \$13.25 | \$13.25 | \$13.25 | \$30.14 |
| East ND Nonmetro Area | Employment: | 60 | ANNUAL: | \$28,600 | \$27,560 | \$27,560 | \$27,560 | \$27,560 | \$27,560 |
| | | | HOURLY: | \$13.75 | \$13.25 | \$13.25 | \$13.25 | \$13.25 | \$13.25 |

'N/A' indicates data or information cannot be released due to reliability, availability, or confidentiality restrictions. Since a portion of substate employment is not attributed to a region, substate areas will NOT add up to statewide totals. Rounding and the absence of suppressed data may also affect additivity.

| | WAGE ESTIMATES | | | | | |
|--|-------------------|--------------------|--------------------|--------------------------------|--------------------|--------------------|
| | Average (Mean) | 10th Percentile | 25th Percentile | 50th Percentile (Median) | 75th Percentile | 90th Percentile |

33-3012 Correctional Officers and Jailers

Alternate Job Title(s): Certified Detention Deputy; Juvenile Corrections Officer; Prison Guard

Guard inmates in penal or rehabilitative institutions in accordance with established regulations and procedures. May guard prisoners in transit between jail, courtroom, prison, or other point. Includes deputy sheriffs and police who spend the majority of their time guarding prisoners in correctional institutions.

| | | | | | | | |
|-----------------------------------|----------------|----------|----------|----------|----------|----------|----------|
| North Dakota | ANNUAL: | \$48,320 | \$39,330 | \$43,170 | \$47,170 | \$52,420 | \$59,000 |
| Employment: 1,070 | HOURLY: | \$23.23 | \$18.91 | \$20.75 | \$22.68 | \$25.20 | \$28.36 |
| Region 1 | ANNUAL: | \$53,970 | \$46,460 | \$47,690 | \$54,150 | \$59,220 | \$60,880 |
| Employment: 100 | HOURLY: | \$25.95 | \$22.33 | \$22.93 | \$26.03 | \$28.47 | \$29.27 |
| Region 2 | ANNUAL: | \$46,490 | \$39,480 | \$39,480 | \$47,560 | \$47,560 | \$59,330 |
| Employment: 120 | HOURLY: | \$22.35 | \$18.98 | \$18.98 | \$22.87 | \$22.87 | \$28.53 |
| Region 3 | ANNUAL: | \$51,980 | \$39,290 | \$46,410 | \$48,300 | \$57,880 | \$62,630 |
| Employment: 50 | HOURLY: | \$24.99 | \$18.89 | \$22.31 | \$23.22 | \$27.83 | \$30.11 |
| Region 5 | ANNUAL: | \$53,020 | \$40,070 | \$50,520 | \$50,520 | \$63,270 | \$63,270 |
| Employment: 120 | HOURLY: | \$25.49 | \$19.27 | \$24.29 | \$24.29 | \$30.42 | \$30.42 |
| Region 6 | ANNUAL: | \$45,790 | \$39,680 | \$41,680 | \$43,720 | \$49,440 | \$57,200 |
| Employment: 180 | HOURLY: | \$22.01 | \$19.08 | \$20.04 | \$21.02 | \$23.77 | \$27.50 |
| Region 7 | ANNUAL: | \$47,440 | \$41,660 | \$43,600 | \$46,310 | \$52,420 | \$54,970 |
| Employment: 320 | HOURLY: | \$22.81 | \$20.03 | \$20.96 | \$22.26 | \$25.20 | \$26.43 |
| Region 8 | ANNUAL: | \$45,370 | \$38,130 | \$38,140 | \$46,310 | \$46,310 | \$46,760 |
| Employment: 90 | HOURLY: | \$21.81 | \$18.33 | \$18.33 | \$22.27 | \$22.27 | \$22.48 |
| Bismarck, ND MetroSA | ANNUAL: | \$47,460 | \$41,660 | \$43,600 | \$46,110 | \$52,420 | \$54,970 |
| Employment: 310 | HOURLY: | \$22.82 | \$20.03 | \$20.96 | \$22.17 | \$25.20 | \$26.43 |
| Fargo, ND-MN MetroSA | ANNUAL: | \$48,020 | \$36,980 | \$40,070 | \$45,840 | \$50,510 | \$63,270 |
| Employment: 220 | HOURLY: | \$23.09 | \$17.78 | \$19.27 | \$22.04 | \$24.29 | \$30.42 |
| Grand Forks, ND-MN MetroSA | ANNUAL: | \$47,280 | \$38,140 | \$38,140 | \$54,200 | \$54,200 | \$54,200 |
| Employment: 90 | HOURLY: | \$22.73 | \$18.34 | \$18.34 | \$26.06 | \$26.06 | \$26.06 |
| West ND Nonmetro Area | ANNUAL: | \$48,630 | \$39,480 | \$46,310 | \$47,560 | \$54,150 | \$59,330 |
| Employment: 320 | HOURLY: | \$23.38 | \$18.98 | \$22.27 | \$22.87 | \$26.03 | \$28.53 |
| East ND Nonmetro Area | ANNUAL: | \$47,180 | \$39,680 | \$42,240 | \$46,310 | \$50,850 | \$57,880 |
| Employment: 240 | HOURLY: | \$22.68 | \$19.08 | \$20.31 | \$22.27 | \$24.45 | \$27.83 |

'N/A' indicates data or information cannot be released due to reliability, availability, or confidentiality restrictions. Since a portion of substate employment is not attributed to a region, substate areas will NOT add up to statewide totals. Rounding and the absence of suppressed data may also affect additivity.

| | | WAGE ESTIMATES | | | | | |
|--|--|-------------------|--------------------|--------------------|--------------------------------|--------------------|--------------------|
| | | Average (Mean) | 10th Percentile | 25th Percentile | 50th Percentile (Median) | 75th Percentile | 90th Percentile |
| 33-3021 Detectives and Criminal Investigators | | | | | | | |
| Alternate Job Title(s): Deputy United States Marshal; Homicide Detective; Narcotics Investigator | | | | | | | |
| Conduct investigations related to suspected violations of federal, state, or local laws to prevent or solve crimes. Excludes Private Detectives and Investigators (33-9021). | | | | | | | |
| North Dakota | | ANNUAL: | \$80,890 | \$48,030 | \$51,960 | \$79,060 | \$95,220 |
| Employment: 370 | | HOURLY: | \$38.89 | \$23.09 | \$24.98 | \$38.01 | \$45.78 |
| Region 1 | | ANNUAL: | \$74,070 | \$47,940 | \$61,270 | \$83,710 | \$84,730 |
| Employment: 40 | | HOURLY: | \$35.61 | \$23.05 | \$29.45 | \$40.24 | \$40.73 |
| Region 2 | | ANNUAL: | \$90,360 | \$54,430 | \$82,760 | \$95,220 | \$97,890 |
| Employment: 40 | | HOURLY: | \$43.44 | \$26.17 | \$39.79 | \$45.78 | \$47.06 |
| Region 3 | | ANNUAL: | \$71,230 | \$47,610 | \$49,070 | \$62,620 | \$95,220 |
| Employment: 20 | | HOURLY: | \$34.25 | \$22.89 | \$23.59 | \$30.11 | \$45.78 |
| Region 4 | | ANNUAL: | \$102,730 | \$48,030 | \$61,570 | \$95,220 | \$141,540 |
| Employment: 60 | | HOURLY: | \$49.39 | \$23.09 | \$29.60 | \$45.78 | \$68.05 |
| Region 5 | | ANNUAL: | \$91,320 | \$51,420 | \$59,900 | \$74,060 | \$129,750 |
| Employment: 40 | | HOURLY: | \$43.91 | \$24.72 | \$28.80 | \$35.60 | \$62.38 |
| Region 7 | | ANNUAL: | \$70,980 | \$43,040 | \$49,860 | \$61,260 | \$88,280 |
| Employment: 150 | | HOURLY: | \$34.13 | \$20.69 | \$23.97 | \$29.45 | \$42.44 |
| Bismarck, ND MetroSA | | ANNUAL: | \$70,950 | \$43,040 | \$49,860 | \$61,100 | \$88,280 |
| Employment: 150 | | HOURLY: | \$34.11 | \$20.69 | \$23.97 | \$29.37 | \$42.44 |
| Fargo, ND-MN MetroSA | | ANNUAL: | \$87,730 | \$51,420 | \$59,900 | \$81,760 | \$117,960 |
| Employment: 60 | | HOURLY: | \$42.18 | \$24.72 | \$28.80 | \$39.31 | \$56.71 |
| Grand Forks, ND-MN MetroSA | | ANNUAL: | \$100,780 | \$48,030 | \$61,570 | \$95,220 | \$141,540 |
| Employment: 50 | | HOURLY: | \$48.45 | \$23.09 | \$29.60 | \$45.78 | \$68.05 |
| West ND Nonmetro Area | | ANNUAL: | \$80,780 | \$50,110 | \$62,870 | \$83,710 | \$95,220 |
| Employment: 90 | | HOURLY: | \$38.84 | \$24.09 | \$30.22 | \$40.24 | \$45.78 |
| East ND Nonmetro Area | | ANNUAL: | \$82,150 | \$48,070 | \$55,570 | \$93,790 | \$95,220 |
| Employment: 50 | | HOURLY: | \$39.50 | \$23.11 | \$26.72 | \$45.09 | \$45.78 |

33-3031 Fish and Game Wardens**Alternate Job Title(s):** Conservation Enforcement Officer; Wildlife and Game Protector; Wildlife Officer

Patrol assigned area to prevent fish and game law violations. Investigate reports of damage to crops or property by wildlife. Compile biological data.

| | | | | | | | |
|------------------------------|--|----------------|----------|----------|----------|----------|----------|
| North Dakota | | ANNUAL: | \$71,140 | \$60,360 | \$61,960 | \$69,370 | \$80,750 |
| Employment: 30 | | HOURLY: | \$34.20 | \$29.02 | \$29.79 | \$33.35 | \$38.82 |
| West ND Nonmetro Area | | ANNUAL: | \$71,380 | \$60,360 | \$60,360 | \$69,370 | \$81,180 |
| Employment: 10 | | HOURLY: | \$34.32 | \$29.02 | \$29.02 | \$33.35 | \$39.03 |

'N/A' indicates data or information cannot be released due to reliability, availability, or confidentiality restrictions. Since a portion of substate employment is not attributed to a region, substate areas will NOT add up to statewide totals. Rounding and the absence of suppressed data may also affect additivity.

| | | WAGE ESTIMATES | | | | | |
|---|----------------|-------------------|--------------------|--------------------|--------------------------------|--------------------|--------------------|
| | | Average (Mean) | 10th Percentile | 25th Percentile | 50th Percentile (Median) | 75th Percentile | 90th Percentile |
| 33-3051 Police and Sheriff's Patrol Officers | | | | | | | |
| Alternate Job Title(s): Border Patrol Officer; Campus Police Officer; Motorcycle Police; Park Police; State Trooper | | | | | | | |
| Maintain order and protect life and property by enforcing local, tribal, state, or federal laws and ordinances. Perform a combination of the following duties: patrol a specific area; direct traffic; issue traffic summonses; investigate accidents; apprehend and arrest suspects, or serve legal processes of courts. Includes police officers working at educational institutions. | | | | | | | |
| North Dakota | ANNUAL: | \$65,730 | \$48,550 | \$60,350 | \$62,870 | \$75,960 | \$79,960 |
| Employment: 1,710 | HOURLY: | \$31.60 | \$23.34 | \$29.01 | \$30.22 | \$36.52 | \$38.44 |
| Region 1 | ANNUAL: | \$68,870 | \$59,840 | \$60,920 | \$67,010 | \$76,950 | \$77,160 |
| Employment: 310 | HOURLY: | \$33.11 | \$28.77 | \$29.29 | \$32.22 | \$36.99 | \$37.09 |
| Region 2 | ANNUAL: | \$62,720 | \$46,950 | \$51,630 | \$60,350 | \$75,840 | \$76,770 |
| Employment: 200 | HOURLY: | \$30.15 | \$22.57 | \$24.82 | \$29.01 | \$36.46 | \$36.91 |
| Region 3 | ANNUAL: | \$61,480 | \$46,600 | \$51,790 | \$61,230 | \$67,700 | \$76,940 |
| Employment: 120 | HOURLY: | \$29.56 | \$22.41 | \$24.90 | \$29.44 | \$32.55 | \$36.99 |
| Region 4 | ANNUAL: | \$62,840 | \$45,260 | \$56,180 | \$62,550 | \$74,310 | \$77,220 |
| Employment: 200 | HOURLY: | \$30.21 | \$21.76 | \$27.01 | \$30.07 | \$35.73 | \$37.13 |
| Region 5 | ANNUAL: | \$71,430 | \$58,750 | \$64,090 | \$66,650 | \$83,690 | \$84,490 |
| Employment: 330 | HOURLY: | \$34.34 | \$28.24 | \$30.81 | \$32.04 | \$40.24 | \$40.62 |
| Region 6 | ANNUAL: | \$62,040 | \$44,330 | \$49,150 | \$61,690 | \$73,900 | \$79,960 |
| Employment: 80 | HOURLY: | \$29.83 | \$21.31 | \$23.63 | \$29.66 | \$35.53 | \$38.44 |
| Region 7 | ANNUAL: | \$63,460 | \$49,700 | \$60,590 | \$60,860 | \$67,700 | \$79,210 |
| Employment: 330 | HOURLY: | \$30.51 | \$23.89 | \$29.13 | \$29.26 | \$32.55 | \$38.08 |
| Region 8 | ANNUAL: | \$64,960 | \$46,950 | \$57,060 | \$63,970 | \$74,750 | \$77,490 |
| Employment: 140 | HOURLY: | \$31.23 | \$22.57 | \$27.43 | \$30.75 | \$35.94 | \$37.25 |
| Bismarck, ND MetroSA | ANNUAL: | \$63,770 | \$49,700 | \$60,590 | \$60,590 | \$62,480 | \$79,210 |
| Employment: 290 | HOURLY: | \$30.66 | \$23.89 | \$29.13 | \$29.13 | \$30.04 | \$38.08 |
| Fargo, ND-MN MetroSA | ANNUAL: | \$70,780 | \$60,230 | \$61,800 | \$66,650 | \$81,010 | \$84,490 |
| Employment: 420 | HOURLY: | \$34.03 | \$28.96 | \$29.71 | \$32.04 | \$38.95 | \$40.62 |
| Grand Forks, ND-MN MetroSA | ANNUAL: | \$64,440 | \$46,330 | \$61,700 | \$62,550 | \$74,310 | \$77,220 |
| Employment: 220 | HOURLY: | \$30.98 | \$22.27 | \$29.66 | \$30.07 | \$35.73 | \$37.13 |
| West ND Nonmetro Area | ANNUAL: | \$65,840 | \$48,010 | \$59,840 | \$62,870 | \$76,770 | \$77,160 |
| Employment: 700 | HOURLY: | \$31.66 | \$23.08 | \$28.77 | \$30.22 | \$36.91 | \$37.10 |
| East ND Nonmetro Area | ANNUAL: | \$61,210 | \$44,530 | \$49,340 | \$61,230 | \$68,020 | \$76,940 |
| Employment: 270 | HOURLY: | \$29.43 | \$21.41 | \$23.72 | \$29.44 | \$32.70 | \$36.99 |

33-9011 Animal Control Workers**Alternate Job Title(s):** Animal Control Officer; Animal Warden; Dog Catcher; Humane Officer

Handle animals for the purpose of investigations of mistreatment, or control of abandoned, dangerous, or unattended animals.

| | | | | | | | |
|------------------------------|----------------|----------|----------|----------|----------|----------|----------|
| North Dakota | ANNUAL: | \$48,520 | \$40,490 | \$43,890 | \$45,400 | \$54,920 | \$60,430 |
| Employment: 30 | HOURLY: | \$23.33 | \$19.47 | \$21.10 | \$21.83 | \$26.41 | \$29.05 |
| West ND Nonmetro Area | ANNUAL: | \$50,700 | \$43,740 | \$44,680 | \$45,130 | \$56,180 | \$64,590 |
| Employment: 10 | HOURLY: | \$24.37 | \$21.03 | \$21.48 | \$21.70 | \$27.01 | \$31.05 |

'N/A' indicates data or information cannot be released due to reliability, availability, or confidentiality restrictions. Since a portion of substate employment is not attributed to a region, substate areas will NOT add up to statewide totals. Rounding and the absence of suppressed data may also affect additivity.

| | | | WAGE ESTIMATES | | | | | | |
|--|----|--|-------------------|--------------------|--------------------|--------------------------------|--------------------|--------------------|----------|
| | | | Average (Mean) | 10th Percentile | 25th Percentile | 50th Percentile (Median) | 75th Percentile | 90th Percentile | |
| 33-9021 Private Detectives and Investigators | | | | | | | | | |
| Alternate Job Title(s): Private Eye; Skip Tracer; Store Detective | | | | | | | | | |
| Gather, analyze, compile, and report information regarding individuals or organizations to clients, or detect occurrences of unlawful acts or infractions of rules in private establishment. | | | | | | | | | |
| North Dakota | | | ANNUAL: | \$40,730 | \$29,960 | \$30,430 | \$39,520 | \$43,680 | \$58,650 |
| Employment: | 20 | | HOURLY: | \$19.58 | \$14.40 | \$14.63 | \$19.00 | \$21.00 | \$28.20 |
| Fargo, ND-MN MetroSA | | | ANNUAL: | \$46,640 | \$29,630 | \$29,960 | \$39,990 | \$58,650 | \$76,340 |
| Employment: | 10 | | HOURLY: | \$22.42 | \$14.25 | \$14.41 | \$19.23 | \$28.20 | \$36.70 |

33-9031 Gambling Surveillance Officers and Gambling Investigators**Alternate Job Title(s):** Casino Investigator; Casino Surveillance Officer; Gambling Monitor

Observe gambling operation for irregular activities such as cheating or theft by either employees or patrons. Investigate potential threats to gambling assets such as money, chips, and gambling equipment. Act as oversight and security agent for management and customers.

| | | | | | | | | |
|------------------------------|--|----------------|----------|----------|----------|----------|----------|----------|
| North Dakota | | ANNUAL: | \$43,740 | \$27,610 | \$36,070 | \$50,290 | \$51,100 | \$51,130 |
| Employment: 100 | | HOURLY: | \$21.03 | \$13.27 | \$17.34 | \$24.18 | \$24.57 | \$24.58 |
| Region 1 | | ANNUAL: | \$47,090 | \$38,380 | \$44,230 | \$51,080 | \$51,080 | \$51,080 |
| Employment: N/A | | HOURLY: | \$22.64 | \$18.45 | \$21.26 | \$24.56 | \$24.56 | \$24.56 |
| West ND Nonmetro Area | | ANNUAL: | \$46,580 | \$36,070 | \$44,230 | \$51,080 | \$51,100 | \$51,100 |
| Employment: 30 | | HOURLY: | \$22.40 | \$17.34 | \$21.26 | \$24.56 | \$24.57 | \$24.57 |

'N/A' indicates data or information cannot be released due to reliability, availability, or confidentiality restrictions. Since a portion of substate employment is not attributed to a region, substate areas will NOT add up to statewide totals. Rounding and the absence of suppressed data may also affect additivity.

| | | | WAGE ESTIMATES | | | | | |
|---|---------|--|-------------------|--------------------|--------------------|--------------------------------|--------------------|--------------------|
| | | | Average (Mean) | 10th Percentile | 25th Percentile | 50th Percentile (Median) | 75th Percentile | 90th Percentile |
| 33-9032 Security Guards | | | | | | | | |
| Alternate Job Title(s): Bank Guard; Bodyguard; Bouncer | | | | | | | | |
| Guard, patrol, or monitor premises to prevent theft, violence, or infractions of rules. May operate x-ray and metal detector equipment. Excludes Police Officers (33-3050) and Transportation Security Screeners (33-9093). | | | | | | | | |
| North Dakota | ANNUAL: | | \$36,790 | \$25,490 | \$30,960 | \$34,530 | \$40,470 | \$48,160 |
| Employment: 1,410 | HOURLY: | | \$17.69 | \$12.25 | \$14.88 | \$16.60 | \$19.46 | \$23.16 |
| Region 1 | ANNUAL: | | \$37,920 | \$29,420 | \$33,770 | \$34,530 | \$42,220 | \$48,930 |
| Employment: 70 | HOURLY: | | \$18.23 | \$14.14 | \$16.23 | \$16.60 | \$20.30 | \$23.52 |
| Region 2 | ANNUAL: | | \$37,720 | \$28,700 | \$33,280 | \$36,440 | \$42,970 | \$46,380 |
| Employment: 120 | HOURLY: | | \$18.13 | \$13.80 | \$16.00 | \$17.52 | \$20.66 | \$22.30 |
| Region 3 | ANNUAL: | | \$37,270 | \$29,410 | \$30,320 | \$36,440 | \$43,370 | \$45,350 |
| Employment: 130 | HOURLY: | | \$17.92 | \$14.14 | \$14.58 | \$17.52 | \$20.85 | \$21.80 |
| Region 4 | ANNUAL: | | \$36,050 | \$23,470 | \$30,690 | \$33,840 | \$37,150 | \$57,130 |
| Employment: 160 | HOURLY: | | \$17.33 | \$11.28 | \$14.75 | \$16.27 | \$17.86 | \$27.47 |
| Region 5 | ANNUAL: | | \$35,260 | \$23,050 | \$29,410 | \$33,920 | \$37,120 | \$48,160 |
| Employment: 440 | HOURLY: | | \$16.95 | \$11.08 | \$14.14 | \$16.31 | \$17.85 | \$23.15 |
| Region 6 | ANNUAL: | | \$35,490 | \$23,550 | \$28,700 | \$35,140 | \$40,670 | \$46,290 |
| Employment: 40 | HOURLY: | | \$17.06 | \$11.32 | \$13.80 | \$16.89 | \$19.55 | \$22.25 |
| Region 7 | ANNUAL: | | \$38,150 | \$29,860 | \$32,990 | \$34,590 | \$41,560 | \$49,260 |
| Employment: 430 | HOURLY: | | \$18.34 | \$14.36 | \$15.86 | \$16.63 | \$19.98 | \$23.68 |
| Region 8 | ANNUAL: | | \$34,970 | \$23,470 | \$29,890 | \$34,220 | \$36,950 | \$46,660 |
| Employment: 20 | HOURLY: | | \$16.81 | \$11.28 | \$14.37 | \$16.45 | \$17.77 | \$22.43 |
| Bismarck, ND MetroSA | ANNUAL: | | \$36,380 | \$29,870 | \$32,990 | \$34,590 | \$39,000 | \$48,090 |
| Employment: 400 | HOURLY: | | \$17.49 | \$14.36 | \$15.86 | \$16.63 | \$18.75 | \$23.12 |
| Fargo, ND-MN MetroSA | ANNUAL: | | \$35,070 | \$23,030 | \$30,230 | \$33,500 | \$36,890 | \$48,160 |
| Employment: 390 | HOURLY: | | \$16.86 | \$11.07 | \$14.54 | \$16.11 | \$17.74 | \$23.16 |
| Grand Forks, ND-MN MetroSA | ANNUAL: | | \$36,190 | \$22,710 | \$27,860 | \$33,020 | \$38,410 | \$57,130 |
| Employment: 110 | HOURLY: | | \$17.40 | \$10.92 | \$13.40 | \$15.88 | \$18.46 | \$27.47 |
| West ND Nonmetro Area | ANNUAL: | | \$40,510 | \$28,700 | \$33,280 | \$35,660 | \$42,970 | \$58,860 |
| Employment: 240 | HOURLY: | | \$19.47 | \$13.80 | \$16.00 | \$17.14 | \$20.66 | \$28.30 |
| East ND Nonmetro Area | ANNUAL: | | \$36,620 | \$28,700 | \$30,320 | \$35,610 | \$41,950 | \$45,340 |
| Employment: 300 | HOURLY: | | \$17.61 | \$13.80 | \$14.58 | \$17.12 | \$20.17 | \$21.80 |

33-9091 Crossing Guards and Flaggers**Alternate Job Title(s):** Construction Site Crossing Guard; School Traffic Guard

Guide or control vehicular or pedestrian traffic at such places as streets, schools, railroad crossings, or construction sites.

| | | | | | | | |
|-----------------------------|---------|-----|-----|-----|-----|-----|-----|
| Fargo, ND-MN MetroSA | ANNUAL: | N/A | N/A | N/A | N/A | N/A | N/A |
| Employment: 30 | HOURLY: | N/A | N/A | N/A | N/A | N/A | N/A |

'N/A' indicates data or information cannot be released due to reliability, availability, or confidentiality restrictions. Since a portion of substate employment is not attributed to a region, substate areas will NOT add up to statewide totals. Rounding and the absence of suppressed data may also affect additivity.

| | | | WAGE ESTIMATES | | | | | |
|--|-----|---------|-------------------|--------------------|--------------------|--------------------------------|--------------------|--------------------|
| | | | Average (Mean) | 10th Percentile | 25th Percentile | 50th Percentile (Median) | 75th Percentile | 90th Percentile |
| 33-9092 Lifeguards, Ski Patrol, and Other Recreational Protective Service Workers | | | | | | | | |
| Alternate Job Title(s): Beach Lifeguard; Outdoor Emergency Care Technician | | | | | | | | |
| Monitor recreational areas, such as pools, beaches, or ski slopes, to provide assistance and protection to participants. | | | | | | | | |
| North Dakota | | ANNUAL: | \$27,050 | \$22,100 | \$24,080 | \$25,940 | \$29,700 | \$34,060 |
| Employment: | 410 | HOURLY: | \$13.00 | \$10.63 | \$11.58 | \$12.47 | \$14.28 | \$16.37 |
| Region 1 | | ANNUAL: | \$30,270 | \$23,500 | \$27,500 | \$31,200 | \$34,050 | \$34,060 |
| Employment: | 50 | HOURLY: | \$14.55 | \$11.30 | \$13.22 | \$15.00 | \$16.37 | \$16.38 |
| Region 5 | | ANNUAL: | \$26,580 | \$23,660 | \$25,750 | \$25,750 | \$28,810 | \$29,710 |
| Employment: | 100 | HOURLY: | \$12.78 | \$11.37 | \$12.38 | \$12.38 | \$13.85 | \$14.28 |
| Region 6 | | ANNUAL: | \$27,540 | \$24,080 | \$24,080 | \$26,000 | \$29,060 | \$34,060 |
| Employment: | 30 | HOURLY: | \$13.24 | \$11.58 | \$11.58 | \$12.50 | \$13.97 | \$16.37 |
| Region 7 | | ANNUAL: | \$25,490 | \$22,100 | \$23,080 | \$25,410 | \$26,000 | \$31,200 |
| Employment: | 120 | HOURLY: | \$12.25 | \$10.63 | \$11.10 | \$12.22 | \$12.50 | \$15.00 |
| Bismarck, ND MetroSA | | ANNUAL: | \$24,680 | \$22,100 | \$22,100 | \$23,090 | \$26,000 | \$26,540 |
| Employment: | 100 | HOURLY: | \$11.86 | \$10.63 | \$10.63 | \$11.10 | \$12.50 | \$12.76 |
| Fargo, ND-MN MetroSA | | ANNUAL: | \$26,640 | \$25,750 | \$25,750 | \$25,750 | \$27,860 | \$29,700 |
| Employment: | 80 | HOURLY: | \$12.81 | \$12.38 | \$12.38 | \$12.38 | \$13.39 | \$14.28 |
| West ND Nonmetro Area | | ANNUAL: | \$29,090 | \$18,480 | \$24,080 | \$29,720 | \$34,050 | \$34,060 |
| Employment: | 120 | HOURLY: | \$13.99 | \$8.89 | \$11.58 | \$14.29 | \$16.37 | \$16.38 |
| East ND Nonmetro Area | | ANNUAL: | \$27,730 | \$24,080 | \$24,080 | \$27,230 | \$31,660 | \$34,060 |
| Employment: | 90 | HOURLY: | \$13.33 | \$11.58 | \$11.58 | \$13.09 | \$15.22 | \$16.37 |

33-9093 Transportation Security Screeners

Alternate Job Title(s): Airport Baggage Screener; Airport Security Screener; Transportation Security Administration (TSA) Screener; Transportation Security Officer

Conduct screening of passengers, baggage, or cargo to ensure compliance with Transportation Security Administration (TSA) regulations. May operate basic security equipment such as x-ray machines and hand wands at screening checkpoints.

| | | | | | | | | |
|------------------------------|--|---------|----------|----------|----------|----------|----------|----------|
| North Dakota | | ANNUAL: | \$53,180 | \$44,100 | \$48,150 | \$53,120 | \$56,660 | \$61,320 |
| Employment: 140 | | HOURLY: | \$25.57 | \$21.20 | \$23.15 | \$25.54 | \$27.24 | \$29.48 |
| Region 2 | | ANNUAL: | \$51,430 | \$42,330 | \$44,450 | \$51,490 | \$54,430 | \$62,820 |
| Employment: 30 | | HOURLY: | \$24.72 | \$20.35 | \$21.37 | \$24.75 | \$26.17 | \$30.20 |
| Region 4 | | ANNUAL: | \$52,960 | \$44,100 | \$48,460 | \$53,470 | \$57,010 | \$57,570 |
| Employment: 20 | | HOURLY: | \$25.46 | \$21.20 | \$23.30 | \$25.70 | \$27.41 | \$27.68 |
| Region 5 | | ANNUAL: | \$54,170 | \$44,450 | \$49,590 | \$52,100 | \$56,700 | \$65,210 |
| Employment: 40 | | HOURLY: | \$26.04 | \$21.37 | \$23.84 | \$25.05 | \$27.26 | \$31.35 |
| Region 7 | | ANNUAL: | \$54,250 | \$44,100 | \$50,630 | \$53,210 | \$57,460 | \$59,880 |
| Employment: 40 | | HOURLY: | \$26.08 | \$21.20 | \$24.34 | \$25.58 | \$27.62 | \$28.79 |
| West ND Nonmetro Area | | ANNUAL: | \$52,090 | \$44,450 | \$48,150 | \$52,060 | \$56,450 | \$58,700 |
| Employment: 40 | | HOURLY: | \$25.04 | \$21.37 | \$23.15 | \$25.03 | \$27.14 | \$28.22 |

'N/A' indicates data or information cannot be released due to reliability, availability, or confidentiality restrictions. Since a portion of substate employment is not attributed to a region, substate areas will NOT add up to statewide totals. Rounding and the absence of suppressed data may also affect additivity.

| | | | WAGE ESTIMATES | | | | | | |
|---|-----|--|-------------------|--------------------|--------------------|--------------------------------|--------------------|--------------------|----------|
| | | | Average (Mean) | 10th Percentile | 25th Percentile | 50th Percentile (Median) | 75th Percentile | 90th Percentile | |
| 33-9094 School Bus Monitors | | | | | | | | | |
| Alternate Job Title(s): Bus Monitor | | | | | | | | | |
| Maintain order among students on a school bus. Duties include helping students safely board and exit and communicating behavioral problems. May perform pretrip and posttrip inspections and prepare for and assist in emergency evacuations. | | | | | | | | | |
| North Dakota | | | ANNUAL: | \$33,920 | \$30,150 | \$30,350 | \$33,310 | \$36,750 | \$39,300 |
| Employment: | 150 | | HOURLY: | \$16.31 | \$14.50 | \$14.59 | \$16.01 | \$17.67 | \$18.90 |
| Region 7 | | | ANNUAL: | \$33,490 | \$31,110 | \$31,110 | \$33,370 | \$35,690 | \$35,690 |
| Employment: | 50 | | HOURLY: | \$16.10 | \$14.96 | \$14.96 | \$16.04 | \$17.16 | \$17.16 |
| Bismarck, ND MetroSA | | | ANNUAL: | \$33,490 | \$31,110 | \$31,110 | \$33,370 | \$35,690 | \$35,690 |
| Employment: | 50 | | HOURLY: | \$16.10 | \$14.96 | \$14.96 | \$16.05 | \$17.16 | \$17.16 |
| West ND Nonmetro Area | | | ANNUAL: | \$40,110 | \$34,130 | \$39,300 | \$39,300 | \$43,080 | \$43,080 |
| Employment: | 20 | | HOURLY: | \$19.28 | \$16.41 | \$18.90 | \$18.90 | \$20.71 | \$20.71 |

33-9099 Protective Service Workers, All Other

Alternate Job Title(s): Warrant Server

All protective service workers not listed separately.

| | | | | | | | | |
|-----------------------------------|--|---------|----------|----------|----------|----------|----------|----------|
| North Dakota | | ANNUAL: | \$44,760 | \$23,850 | \$35,270 | \$43,040 | \$53,250 | \$63,770 |
| Employment: 220 | | HOURLY: | \$21.52 | \$11.46 | \$16.96 | \$20.69 | \$25.60 | \$30.66 |
| Region 1 | | ANNUAL: | \$48,020 | \$35,360 | \$36,110 | \$49,050 | \$58,670 | \$71,750 |
| Employment: 20 | | HOURLY: | \$23.09 | \$17.00 | \$17.36 | \$23.58 | \$28.21 | \$34.50 |
| Region 3 | | ANNUAL: | \$38,270 | \$23,850 | \$23,850 | \$23,850 | \$51,610 | \$63,770 |
| Employment: 20 | | HOURLY: | \$18.40 | \$11.46 | \$11.46 | \$11.46 | \$24.81 | \$30.66 |
| Region 5 | | ANNUAL: | \$38,400 | \$19,910 | \$19,910 | \$40,560 | \$55,880 | \$61,340 |
| Employment: 30 | | HOURLY: | \$18.46 | \$9.57 | \$9.57 | \$19.50 | \$26.86 | \$29.49 |
| Region 7 | | ANNUAL: | \$48,480 | \$33,220 | \$38,880 | \$47,320 | \$58,720 | \$65,060 |
| Employment: 90 | | HOURLY: | \$23.31 | \$15.97 | \$18.69 | \$22.75 | \$28.23 | \$31.28 |
| Region 8 | | ANNUAL: | \$47,190 | \$36,110 | \$41,020 | \$44,530 | \$50,690 | \$58,650 |
| Employment: 20 | | HOURLY: | \$22.69 | \$17.36 | \$19.72 | \$21.41 | \$24.37 | \$28.20 |
| Bismarck, ND MetroSA | | ANNUAL: | \$49,600 | \$32,760 | \$41,060 | \$47,530 | \$59,240 | \$65,060 |
| Employment: 80 | | HOURLY: | \$23.85 | \$15.75 | \$19.74 | \$22.85 | \$28.48 | \$31.28 |
| Fargo, ND-MN MetroSA | | ANNUAL: | \$38,150 | \$19,910 | \$19,910 | \$36,010 | \$46,090 | \$60,350 |
| Employment: 50 | | HOURLY: | \$18.34 | \$9.57 | \$9.57 | \$17.31 | \$22.16 | \$29.01 |
| Grand Forks, ND-MN MetroSA | | ANNUAL: | \$32,970 | \$27,290 | \$30,030 | \$31,500 | \$35,590 | \$41,120 |
| Employment: 20 | | HOURLY: | \$15.85 | \$13.12 | \$14.44 | \$15.14 | \$17.11 | \$19.77 |
| West ND Nonmetro Area | | ANNUAL: | \$45,780 | \$33,220 | \$36,110 | \$43,510 | \$53,020 | \$58,670 |
| Employment: 60 | | HOURLY: | \$22.01 | \$15.97 | \$17.36 | \$20.92 | \$25.49 | \$28.21 |
| East ND Nonmetro Area | | ANNUAL: | \$39,470 | \$23,850 | \$23,850 | \$33,220 | \$48,030 | \$63,770 |
| Employment: 30 | | HOURLY: | \$18.97 | \$11.46 | \$11.46 | \$15.97 | \$23.09 | \$30.66 |

'N/A' indicates data or information cannot be released due to reliability, availability, or confidentiality restrictions. Since a portion of substate employment is not attributed to a region, substate areas will NOT add up to statewide totals. Rounding and the absence of suppressed data may also affect additivity.

| | | WAGE ESTIMATES | | | | | |
|---|---------|-------------------|--------------------|--------------------|--------------------------------|--------------------|--------------------|
| | | Average (Mean) | 10th Percentile | 25th Percentile | 50th Percentile (Median) | 75th Percentile | 90th Percentile |
| 35-0000 Food Preparation and Serving Related Occupations | | | | | | | |
| Alternate Job Title(s): N/A | | | | | | | |
| North Dakota Employment: 32,710 | ANNUAL: | \$31,730 | \$21,160 | \$26,400 | \$28,940 | \$35,430 | \$44,990 |
| | HOURLY: | \$15.26 | \$10.17 | \$12.69 | \$13.91 | \$17.04 | \$21.63 |
| Region 1 Employment: 2,220 | ANNUAL: | \$32,050 | \$21,180 | \$26,840 | \$28,940 | \$35,800 | \$45,930 |
| | HOURLY: | \$15.41 | \$10.18 | \$12.90 | \$13.91 | \$17.21 | \$22.08 |
| Region 2 Employment: 4,110 | ANNUAL: | \$31,500 | \$21,410 | \$26,780 | \$28,700 | \$35,220 | \$43,620 |
| | HOURLY: | \$15.14 | \$10.29 | \$12.88 | \$13.80 | \$16.93 | \$20.97 |
| Region 3 Employment: 1,250 | ANNUAL: | \$31,420 | \$20,870 | \$24,960 | \$29,230 | \$35,340 | \$45,370 |
| | HOURLY: | \$15.11 | \$10.03 | \$12.00 | \$14.05 | \$16.99 | \$21.81 |
| Region 4 Employment: 4,250 | ANNUAL: | \$31,300 | \$21,080 | \$26,280 | \$28,660 | \$35,310 | \$43,940 |
| | HOURLY: | \$15.05 | \$10.13 | \$12.64 | \$13.78 | \$16.98 | \$21.13 |
| Region 5 Employment: 10,440 | ANNUAL: | \$31,940 | \$21,020 | \$26,520 | \$28,980 | \$35,510 | \$45,450 |
| | HOURLY: | \$15.36 | \$10.11 | \$12.75 | \$13.93 | \$17.07 | \$21.85 |
| Region 6 Employment: 1,820 | ANNUAL: | \$31,330 | \$21,160 | \$25,860 | \$28,790 | \$35,300 | \$43,520 |
| | HOURLY: | \$15.06 | \$10.17 | \$12.43 | \$13.84 | \$16.97 | \$20.92 |
| Region 7 Employment: 6,780 | ANNUAL: | \$31,890 | \$21,250 | \$26,400 | \$29,160 | \$35,470 | \$44,950 |
| | HOURLY: | \$15.33 | \$10.22 | \$12.69 | \$14.02 | \$17.05 | \$21.61 |
| Region 8 Employment: 1,830 | ANNUAL: | \$31,710 | \$21,270 | \$26,780 | \$28,870 | \$35,520 | \$44,710 |
| | HOURLY: | \$15.24 | \$10.23 | \$12.88 | \$13.88 | \$17.08 | \$21.49 |
| Bismarck, ND MetroSA Employment: 6,150 | ANNUAL: | \$31,920 | \$21,330 | \$26,400 | \$29,160 | \$35,460 | \$45,020 |
| | HOURLY: | \$15.35 | \$10.26 | \$12.69 | \$14.02 | \$17.05 | \$21.64 |
| Fargo, ND-MN MetroSA Employment: 11,260 | ANNUAL: | \$31,670 | \$21,460 | \$26,400 | \$28,840 | \$35,330 | \$44,800 |
| | HOURLY: | \$15.23 | \$10.32 | \$12.69 | \$13.86 | \$16.99 | \$21.54 |
| Grand Forks, ND-MN MetroSA Employment: 4,830 | ANNUAL: | \$30,970 | \$21,490 | \$26,050 | \$28,540 | \$34,830 | \$42,730 |
| | HOURLY: | \$14.89 | \$10.33 | \$12.52 | \$13.72 | \$16.75 | \$20.54 |
| West ND Nonmetro Area Employment: 8,790 | ANNUAL: | \$31,690 | \$21,200 | \$26,780 | \$28,890 | \$35,480 | \$44,890 |
| | HOURLY: | \$15.24 | \$10.19 | \$12.88 | \$13.89 | \$17.06 | \$21.58 |
| East ND Nonmetro Area Employment: 4,520 | ANNUAL: | \$31,360 | \$21,100 | \$25,690 | \$29,020 | \$35,270 | \$44,410 |
| | HOURLY: | \$15.08 | \$10.14 | \$12.35 | \$13.95 | \$16.96 | \$21.35 |

'N/A' indicates data or information cannot be released due to reliability, availability, or confidentiality restrictions. Since a portion of substate employment is not attributed to a region, substate areas will NOT add up to statewide totals. Rounding and the absence of suppressed data may also affect additivity.

| | WAGE ESTIMATES | | | | | |
|--|-------------------|--------------------|--------------------|--------------------------------|--------------------|--------------------|
| | Average (Mean) | 10th Percentile | 25th Percentile | 50th Percentile (Median) | 75th Percentile | 90th Percentile |

35-1011 Chefs and Head Cooks

Alternate Job Title(s): Executive Chef; Pastry Chef; Sous Chef

Direct and may participate in the preparation, seasoning, and cooking of salads, soups, fish, meats, vegetables, desserts, or other foods. May plan and price menu items, order supplies, and keep records and accounts.

| | | | | | | | | |
|-----------------------------------|----|----------------|----------|----------|----------|----------|----------|----------|
| North Dakota | | ANNUAL: | \$56,650 | \$35,380 | \$45,790 | \$59,970 | \$71,620 | \$74,300 |
| Employment: | 80 | HOURLY: | \$27.24 | \$17.01 | \$22.02 | \$28.83 | \$34.43 | \$35.72 |
| Region 4 | | ANNUAL: | \$53,550 | \$28,690 | \$40,390 | \$49,340 | \$63,750 | \$80,070 |
| Employment: | 20 | HOURLY: | \$25.74 | \$13.79 | \$19.42 | \$23.72 | \$30.65 | \$38.49 |
| Region 5 | | ANNUAL: | \$51,600 | \$29,550 | \$39,220 | \$49,930 | \$63,120 | \$71,620 |
| Employment: | 20 | HOURLY: | \$24.81 | \$14.21 | \$18.85 | \$24.01 | \$30.35 | \$34.43 |
| Fargo, ND-MN MetroSA | | ANNUAL: | \$55,200 | \$39,220 | \$46,480 | \$49,930 | \$63,960 | \$71,620 |
| Employment: | 30 | HOURLY: | \$26.54 | \$18.85 | \$22.35 | \$24.01 | \$30.75 | \$34.43 |
| Grand Forks, ND-MN MetroSA | | ANNUAL: | \$52,020 | \$28,690 | \$33,660 | \$49,340 | \$63,750 | \$80,070 |
| Employment: | 30 | HOURLY: | \$25.01 | \$13.79 | \$16.18 | \$23.72 | \$30.65 | \$38.49 |
| West ND Nonmetro Area | | ANNUAL: | \$60,260 | \$39,920 | \$50,830 | \$65,670 | \$74,300 | \$74,300 |
| Employment: | 30 | HOURLY: | \$28.97 | \$19.19 | \$24.44 | \$31.57 | \$35.72 | \$35.72 |
| East ND Nonmetro Area | | ANNUAL: | \$56,100 | \$29,550 | \$39,920 | \$61,490 | \$74,300 | \$74,880 |
| Employment: | 20 | HOURLY: | \$26.97 | \$14.21 | \$19.19 | \$29.56 | \$35.72 | \$36.00 |

'N/A' indicates data or information cannot be released due to reliability, availability, or confidentiality restrictions. Since a portion of substate employment is not attributed to a region, substate areas will NOT add up to statewide totals. Rounding and the absence of suppressed data may also affect additivity.

| | | WAGE ESTIMATES | | | | | |
|--|----------------|-------------------|--------------------|--------------------|--------------------------------|--------------------|--------------------|
| | | Average (Mean) | 10th Percentile | 25th Percentile | 50th Percentile (Median) | 75th Percentile | 90th Percentile |
| 35-1012 First-Line Supervisors of Food Preparation and Serving Workers | | | | | | | |
| Alternate Job Title(s): Banquet Supervisor; Bar Manager; Kitchen Supervisor | | | | | | | |
| Directly supervise and coordinate activities of workers engaged in preparing and serving food. | | | | | | | |
| North Dakota | ANNUAL: | \$44,730 | \$33,770 | \$36,620 | \$44,330 | \$49,120 | \$58,090 |
| Employment: 2,370 | HOURLY: | \$21.50 | \$16.24 | \$17.61 | \$21.31 | \$23.62 | \$27.93 |
| Region 1 | ANNUAL: | \$45,360 | \$33,370 | \$37,520 | \$45,390 | \$50,840 | \$59,700 |
| Employment: 160 | HOURLY: | \$21.81 | \$16.04 | \$18.04 | \$21.82 | \$24.44 | \$28.70 |
| Region 2 | ANNUAL: | \$44,700 | \$30,710 | \$36,810 | \$43,110 | \$50,540 | \$61,080 |
| Employment: 290 | HOURLY: | \$21.49 | \$14.77 | \$17.69 | \$20.73 | \$24.30 | \$29.37 |
| Region 3 | ANNUAL: | \$44,580 | \$28,590 | \$36,930 | \$45,370 | \$51,570 | \$58,530 |
| Employment: 80 | HOURLY: | \$21.43 | \$13.74 | \$17.75 | \$21.81 | \$24.79 | \$28.14 |
| Region 4 | ANNUAL: | \$43,500 | \$35,200 | \$36,170 | \$42,070 | \$47,480 | \$57,240 |
| Employment: 310 | HOURLY: | \$20.91 | \$16.92 | \$17.39 | \$20.22 | \$22.83 | \$27.52 |
| Region 5 | ANNUAL: | \$44,940 | \$33,850 | \$36,920 | \$44,990 | \$48,490 | \$57,500 |
| Employment: 740 | HOURLY: | \$21.60 | \$16.27 | \$17.75 | \$21.63 | \$23.31 | \$27.65 |
| Region 6 | ANNUAL: | \$45,930 | \$30,480 | \$37,080 | \$44,760 | \$52,530 | \$61,830 |
| Employment: 130 | HOURLY: | \$22.08 | \$14.65 | \$17.82 | \$21.52 | \$25.25 | \$29.73 |
| Region 7 | ANNUAL: | \$44,840 | \$34,950 | \$36,230 | \$44,660 | \$49,010 | \$58,000 |
| Employment: 520 | HOURLY: | \$21.56 | \$16.80 | \$17.42 | \$21.47 | \$23.56 | \$27.89 |
| Region 8 | ANNUAL: | \$44,160 | \$30,840 | \$37,440 | \$43,090 | \$48,870 | \$56,430 |
| Employment: 130 | HOURLY: | \$21.23 | \$14.82 | \$18.00 | \$20.71 | \$23.50 | \$27.13 |
| Bismarck, ND MetroSA | ANNUAL: | \$44,890 | \$35,340 | \$36,210 | \$44,660 | \$48,610 | \$57,870 |
| Employment: 480 | HOURLY: | \$21.58 | \$16.99 | \$17.41 | \$21.47 | \$23.37 | \$27.82 |
| Fargo, ND-MN MetroSA | ANNUAL: | \$43,660 | \$31,330 | \$35,670 | \$43,930 | \$47,810 | \$56,850 |
| Employment: 840 | HOURLY: | \$20.99 | \$15.06 | \$17.15 | \$21.12 | \$22.99 | \$27.33 |
| Grand Forks, ND-MN MetroSA | ANNUAL: | \$42,610 | \$31,140 | \$35,620 | \$40,050 | \$47,310 | \$57,040 |
| Employment: 360 | HOURLY: | \$20.48 | \$14.97 | \$17.13 | \$19.26 | \$22.75 | \$27.42 |
| West ND Nonmetro Area | ANNUAL: | \$44,720 | \$30,710 | \$37,300 | \$43,620 | \$50,260 | \$58,760 |
| Employment: 620 | HOURLY: | \$21.50 | \$14.77 | \$17.93 | \$20.97 | \$24.16 | \$28.25 |
| East ND Nonmetro Area | ANNUAL: | \$45,070 | \$30,480 | \$37,080 | \$44,760 | \$51,540 | \$58,530 |
| Employment: 310 | HOURLY: | \$21.67 | \$14.65 | \$17.83 | \$21.52 | \$24.78 | \$28.14 |

'N/A' indicates data or information cannot be released due to reliability, availability, or confidentiality restrictions. Since a portion of substate employment is not attributed to a region, substate areas will NOT add up to statewide totals. Rounding and the absence of suppressed data may also affect additivity.

| | | | WAGE ESTIMATES | | | | | |
|--|----------------|--|-------------------|--------------------|--------------------|--------------------------------|--------------------|--------------------|
| | | | Average (Mean) | 10th Percentile | 25th Percentile | 50th Percentile (Median) | 75th Percentile | 90th Percentile |
| 35-2011 Cooks, Fast Food | | | | | | | | |
| Alternate Job Title(s): Fast Food Fry Cook | | | | | | | | |
| Prepare and cook food in a fast food restaurant with a limited menu. Duties of these cooks are limited to preparation of a few basic items and normally involve operating large-volume single-purpose cooking equipment. | | | | | | | | |
| North Dakota | ANNUAL: | | \$30,960 | \$26,720 | \$27,450 | \$28,770 | \$34,430 | \$35,620 |
| Employment: 1,120 | HOURLY: | | \$14.88 | \$12.84 | \$13.20 | \$13.83 | \$16.55 | \$17.13 |
| Region 1 | ANNUAL: | | \$31,160 | \$22,630 | \$28,300 | \$31,920 | \$34,430 | \$35,990 |
| Employment: 50 | HOURLY: | | \$14.98 | \$10.88 | \$13.60 | \$15.35 | \$16.55 | \$17.30 |
| Region 2 | ANNUAL: | | \$30,690 | \$22,380 | \$28,300 | \$29,290 | \$34,400 | \$34,890 |
| Employment: 170 | HOURLY: | | \$14.75 | \$10.76 | \$13.60 | \$14.08 | \$16.54 | \$16.78 |
| Region 5 | ANNUAL: | | \$31,310 | \$27,030 | \$27,320 | \$27,940 | \$34,530 | \$36,220 |
| Employment: 400 | HOURLY: | | \$15.05 | \$13.00 | \$13.13 | \$13.43 | \$16.60 | \$17.41 |
| Region 6 | ANNUAL: | | \$31,280 | \$23,220 | \$28,190 | \$34,000 | \$34,890 | \$34,890 |
| Employment: 60 | HOURLY: | | \$15.04 | \$11.16 | \$13.55 | \$16.34 | \$16.78 | \$16.78 |
| Fargo, ND-MN MetroSA | ANNUAL: | | \$30,700 | \$26,480 | \$27,040 | \$27,930 | \$34,200 | \$36,180 |
| Employment: 410 | HOURLY: | | \$14.76 | \$12.73 | \$13.00 | \$13.43 | \$16.44 | \$17.39 |
| West ND Nonmetro Area | ANNUAL: | | \$30,740 | \$22,380 | \$28,300 | \$29,850 | \$34,400 | \$34,890 |
| Employment: 310 | HOURLY: | | \$14.78 | \$10.76 | \$13.61 | \$14.35 | \$16.54 | \$16.78 |
| East ND Nonmetro Area | ANNUAL: | | \$31,930 | \$23,220 | \$28,190 | \$34,000 | \$34,890 | \$34,890 |
| Employment: 130 | HOURLY: | | \$15.35 | \$11.16 | \$13.55 | \$16.34 | \$16.78 | \$16.78 |

'N/A' indicates data or information cannot be released due to reliability, availability, or confidentiality restrictions. Since a portion of substate employment is not attributed to a region, substate areas will NOT add up to statewide totals. Rounding and the absence of suppressed data may also affect additivity.

| | | WAGE ESTIMATES | | | | | |
|--|----------------|-------------------|--------------------|--------------------|--------------------------------|--------------------|--------------------|
| | | Average (Mean) | 10th Percentile | 25th Percentile | 50th Percentile (Median) | 75th Percentile | 90th Percentile |
| 35-2012 Cooks, Institution and Cafeteria | | | | | | | |
| Alternate Job Title(s): Camp Cook; Galley Cook; Mess Cook; School Cook | | | | | | | |
| Prepare and cook large quantities of food for institutions, such as schools, hospitals, or cafeterias. | | | | | | | |
| North Dakota | ANNUAL: | \$37,170 | \$29,330 | \$32,860 | \$35,820 | \$40,420 | \$45,760 |
| Employment: 2,540 | HOURLY: | \$17.87 | \$14.10 | \$15.80 | \$17.22 | \$19.43 | \$22.00 |
| Region 1 | ANNUAL: | \$40,170 | \$31,660 | \$35,220 | \$36,590 | \$44,960 | \$49,350 |
| Employment: 130 | HOURLY: | \$19.31 | \$15.22 | \$16.93 | \$17.59 | \$21.62 | \$23.73 |
| Region 2 | ANNUAL: | \$38,770 | \$30,110 | \$35,020 | \$37,670 | \$42,270 | \$51,130 |
| Employment: 350 | HOURLY: | \$18.64 | \$14.48 | \$16.83 | \$18.11 | \$20.32 | \$24.58 |
| Region 3 | ANNUAL: | \$36,750 | \$27,910 | \$31,790 | \$35,170 | \$40,480 | \$46,120 |
| Employment: 170 | HOURLY: | \$17.67 | \$13.42 | \$15.29 | \$16.91 | \$19.46 | \$22.18 |
| Region 4 | ANNUAL: | \$36,970 | \$29,540 | \$32,400 | \$36,120 | \$39,060 | \$44,780 |
| Employment: 350 | HOURLY: | \$17.78 | \$14.20 | \$15.58 | \$17.37 | \$18.78 | \$21.53 |
| Region 5 | ANNUAL: | \$36,380 | \$28,510 | \$31,940 | \$34,630 | \$40,030 | \$44,440 |
| Employment: 650 | HOURLY: | \$17.49 | \$13.71 | \$15.35 | \$16.65 | \$19.25 | \$21.37 |
| Region 6 | ANNUAL: | \$35,970 | \$26,670 | \$31,020 | \$35,560 | \$38,550 | \$44,480 |
| Employment: 260 | HOURLY: | \$17.29 | \$12.82 | \$14.91 | \$17.10 | \$18.53 | \$21.38 |
| Region 7 | ANNUAL: | \$36,850 | \$30,690 | \$32,950 | \$34,970 | \$40,420 | \$44,590 |
| Employment: 470 | HOURLY: | \$17.72 | \$14.76 | \$15.84 | \$16.81 | \$19.43 | \$21.44 |
| Region 8 | ANNUAL: | \$38,210 | \$30,110 | \$35,080 | \$36,240 | \$38,320 | \$46,500 |
| Employment: 150 | HOURLY: | \$18.37 | \$14.47 | \$16.87 | \$17.42 | \$18.42 | \$22.36 |
| Bismarck, ND MetroSA | ANNUAL: | \$36,680 | \$30,690 | \$31,950 | \$34,960 | \$38,770 | \$44,950 |
| Employment: 350 | HOURLY: | \$17.63 | \$14.76 | \$15.36 | \$16.81 | \$18.64 | \$21.61 |
| Fargo, ND-MN MetroSA | ANNUAL: | \$36,650 | \$28,640 | \$32,110 | \$35,030 | \$40,070 | \$44,460 |
| Employment: 620 | HOURLY: | \$17.62 | \$13.77 | \$15.44 | \$16.84 | \$19.26 | \$21.37 |
| Grand Forks, ND-MN MetroSA | ANNUAL: | \$37,320 | \$30,270 | \$32,400 | \$36,580 | \$39,390 | \$44,720 |
| Employment: 330 | HOURLY: | \$17.94 | \$14.55 | \$15.58 | \$17.59 | \$18.94 | \$21.50 |
| West ND Nonmetro Area | ANNUAL: | \$38,680 | \$30,690 | \$34,740 | \$36,710 | \$42,080 | \$47,490 |
| Employment: 750 | HOURLY: | \$18.60 | \$14.76 | \$16.70 | \$17.65 | \$20.23 | \$22.83 |
| East ND Nonmetro Area | ANNUAL: | \$35,900 | \$27,910 | \$31,790 | \$35,150 | \$38,530 | \$44,890 |
| Employment: 640 | HOURLY: | \$17.26 | \$13.42 | \$15.29 | \$16.90 | \$18.52 | \$21.58 |

'N/A' indicates data or information cannot be released due to reliability, availability, or confidentiality restrictions. Since a portion of substate employment is not attributed to a region, substate areas will NOT add up to statewide totals. Rounding and the absence of suppressed data may also affect additivity.

| | | WAGE ESTIMATES | | | | | |
|--|--|-------------------|--------------------|--------------------|--------------------------------|--------------------|--------------------|
| | | Average (Mean) | 10th Percentile | 25th Percentile | 50th Percentile (Median) | 75th Percentile | 90th Percentile |
| 35-2014 Cooks, Restaurant | | | | | | | |
| Alternate Job Title(s): Banquet Cook; Line Cook; Saucier | | | | | | | |
| Prepare, season, and cook dishes such as soups, meats, vegetables, or desserts in restaurants. May order supplies, keep records and accounts, price items on menu, or plan menu. | | | | | | | |
| North Dakota | | ANNUAL: | \$32,460 | \$22,740 | \$28,710 | \$30,370 | \$36,130 |
| Employment: 3,800 | | HOURLY: | \$15.61 | \$10.94 | \$13.80 | \$14.60 | \$17.37 |
| Region 1 | | ANNUAL: | \$32,820 | \$22,880 | \$29,010 | \$32,580 | \$35,780 |
| Employment: 280 | | HOURLY: | \$15.78 | \$11.00 | \$13.95 | \$15.66 | \$17.20 |
| Region 2 | | ANNUAL: | \$32,030 | \$22,580 | \$28,900 | \$30,160 | \$35,820 |
| Employment: 460 | | HOURLY: | \$15.40 | \$10.86 | \$13.89 | \$14.50 | \$17.22 |
| Region 3 | | ANNUAL: | \$32,000 | \$22,500 | \$27,760 | \$30,390 | \$36,210 |
| Employment: 150 | | HOURLY: | \$15.39 | \$10.82 | \$13.35 | \$14.61 | \$17.41 |
| Region 4 | | ANNUAL: | \$32,060 | \$22,530 | \$28,410 | \$29,660 | \$35,680 |
| Employment: 490 | | HOURLY: | \$15.41 | \$10.83 | \$13.66 | \$14.26 | \$17.15 |
| Region 5 | | ANNUAL: | \$32,690 | \$23,680 | \$28,710 | \$31,780 | \$36,090 |
| Employment: 1,220 | | HOURLY: | \$15.71 | \$11.39 | \$13.80 | \$15.28 | \$17.35 |
| Region 6 | | ANNUAL: | \$31,780 | \$22,490 | \$27,220 | \$30,100 | \$36,230 |
| Employment: 210 | | HOURLY: | \$15.28 | \$10.81 | \$13.09 | \$14.47 | \$17.42 |
| Region 7 | | ANNUAL: | \$32,850 | \$22,800 | \$29,000 | \$30,680 | \$36,470 |
| Employment: 770 | | HOURLY: | \$15.80 | \$10.96 | \$13.94 | \$14.75 | \$17.53 |
| Region 8 | | ANNUAL: | \$32,130 | \$22,580 | \$28,900 | \$30,050 | \$35,520 |
| Employment: 220 | | HOURLY: | \$15.45 | \$10.86 | \$13.89 | \$14.45 | \$17.08 |
| Bismarck, ND MetroSA | | ANNUAL: | \$33,220 | \$25,850 | \$29,070 | \$31,850 | \$36,460 |
| Employment: 670 | | HOURLY: | \$15.97 | \$12.43 | \$13.98 | \$15.31 | \$17.53 |
| Fargo, ND-MN MetroSA | | ANNUAL: | \$32,860 | \$26,170 | \$28,740 | \$33,140 | \$36,130 |
| Employment: 1,260 | | HOURLY: | \$15.80 | \$12.58 | \$13.82 | \$15.94 | \$17.37 |
| Grand Forks, ND-MN MetroSA | | ANNUAL: | \$32,550 | \$25,440 | \$28,540 | \$32,310 | \$35,750 |
| Employment: 520 | | HOURLY: | \$15.65 | \$12.23 | \$13.72 | \$15.53 | \$17.19 |
| West ND Nonmetro Area | | ANNUAL: | \$32,100 | \$22,580 | \$28,230 | \$30,160 | \$35,820 |
| Employment: 1,060 | | HOURLY: | \$15.43 | \$10.86 | \$13.57 | \$14.50 | \$17.22 |
| East ND Nonmetro Area | | ANNUAL: | \$31,670 | \$22,490 | \$26,480 | \$29,970 | \$36,210 |
| Employment: 560 | | HOURLY: | \$15.23 | \$10.81 | \$12.73 | \$14.41 | \$17.41 |

'N/A' indicates data or information cannot be released due to reliability, availability, or confidentiality restrictions. Since a portion of substate employment is not attributed to a region, substate areas will NOT add up to statewide totals. Rounding and the absence of suppressed data may also affect additivity.

| | | | WAGE ESTIMATES | | | | | | |
|--|-----|--|-------------------|--------------------|--------------------|--------------------------------|--------------------|--------------------|----------|
| | | | Average (Mean) | 10th Percentile | 25th Percentile | 50th Percentile (Median) | 75th Percentile | 90th Percentile | |
| 35-2019 Cooks, All Other | | | | | | | | | |
| Alternate Job Title(s): Falafel Cart Cook; Fraternity House Cook | | | | | | | | | |
| All cooks not listed separately. | | | | | | | | | |
| North Dakota | | | ANNUAL: | \$33,400 | \$23,120 | \$24,850 | \$31,450 | \$36,830 | \$49,280 |
| Employment: | 160 | | HOURLY: | \$16.06 | \$11.11 | \$11.95 | \$15.12 | \$17.71 | \$23.69 |
| Region 1 | | | ANNUAL: | \$40,030 | \$29,380 | \$31,050 | \$36,780 | \$49,280 | \$50,610 |
| Employment: | 10 | | HOURLY: | \$19.25 | \$14.13 | \$14.93 | \$17.68 | \$23.69 | \$24.33 |
| Region 5 | | | ANNUAL: | \$32,810 | \$27,210 | \$31,370 | \$31,490 | \$33,520 | \$38,560 |
| Employment: | 60 | | HOURLY: | \$15.77 | \$13.08 | \$15.08 | \$15.14 | \$16.12 | \$18.54 |
| Region 7 | | | ANNUAL: | \$35,720 | \$22,760 | \$31,440 | \$34,400 | \$42,940 | \$49,870 |
| Employment: | 20 | | HOURLY: | \$17.17 | \$10.94 | \$15.12 | \$16.54 | \$20.64 | \$23.98 |
| Region 8 | | | ANNUAL: | \$39,240 | \$23,110 | \$31,050 | \$40,290 | \$49,280 | \$50,950 |
| Employment: | 10 | | HOURLY: | \$18.86 | \$11.11 | \$14.93 | \$19.37 | \$23.69 | \$24.50 |
| Fargo, ND-MN MetroSA | | | ANNUAL: | \$33,910 | \$24,420 | \$31,370 | \$31,490 | \$35,800 | \$48,410 |
| Employment: | 60 | | HOURLY: | \$16.31 | \$11.74 | \$15.08 | \$15.14 | \$17.21 | \$23.27 |
| West ND Nonmetro Area | | | ANNUAL: | \$33,870 | \$23,120 | \$23,120 | \$31,050 | \$40,290 | \$50,610 |
| Employment: | 60 | | HOURLY: | \$16.28 | \$11.11 | \$11.11 | \$14.93 | \$19.37 | \$24.33 |
| East ND Nonmetro Area | | | ANNUAL: | \$32,640 | \$23,110 | \$23,120 | \$31,940 | \$38,250 | \$48,630 |
| Employment: | 20 | | HOURLY: | \$15.69 | \$11.11 | \$11.11 | \$15.36 | \$18.39 | \$23.38 |

'N/A' indicates data or information cannot be released due to reliability, availability, or confidentiality restrictions. Since a portion of substate employment is not attributed to a region, substate areas will NOT add up to statewide totals. Rounding and the absence of suppressed data may also affect additivity.

| | | | WAGE ESTIMATES | | | | | |
|---|-----|---------|-------------------|--------------------|--------------------|--------------------------------|--------------------|--------------------|
| | | | Average (Mean) | 10th Percentile | 25th Percentile | 50th Percentile (Median) | 75th Percentile | 90th Percentile |
| 35-2021 Food Preparation Workers | | | | | | | | |
| Alternate Job Title(s): Fruit and Vegetable Parer; Salad Maker; Sandwich Maker | | | | | | | | |
| Perform a variety of food preparation duties other than cooking, such as preparing cold foods and shellfish, slicing meat, and brewing coffee or tea. | | | | | | | | |
| North Dakota | | ANNUAL: | \$31,790 | \$24,200 | \$28,410 | \$30,370 | \$36,470 | \$40,080 |
| Employment: | 650 | HOURLY: | \$15.28 | \$11.63 | \$13.66 | \$14.60 | \$17.53 | \$19.27 |
| Region 1 | | ANNUAL: | \$30,650 | \$21,580 | \$27,440 | \$29,450 | \$34,160 | \$38,160 |
| Employment: | 40 | HOURLY: | \$14.74 | \$10.37 | \$13.19 | \$14.16 | \$16.42 | \$18.35 |
| Region 2 | | ANNUAL: | \$30,200 | \$22,940 | \$26,420 | \$29,140 | \$33,020 | \$41,280 |
| Employment: | 90 | HOURLY: | \$14.52 | \$11.03 | \$12.70 | \$14.01 | \$15.87 | \$19.85 |
| Region 4 | | ANNUAL: | \$31,260 | \$27,250 | \$27,770 | \$29,660 | \$34,530 | \$37,510 |
| Employment: | 110 | HOURLY: | \$15.03 | \$13.10 | \$13.35 | \$14.26 | \$16.60 | \$18.03 |
| Region 5 | | ANNUAL: | \$33,020 | \$21,690 | \$29,440 | \$31,580 | \$36,870 | \$41,280 |
| Employment: | 220 | HOURLY: | \$15.88 | \$10.43 | \$14.16 | \$15.18 | \$17.73 | \$19.85 |
| Region 7 | | ANNUAL: | \$32,170 | \$25,490 | \$29,510 | \$30,370 | \$36,740 | \$39,740 |
| Employment: | 130 | HOURLY: | \$15.46 | \$12.26 | \$14.19 | \$14.60 | \$17.66 | \$19.11 |
| Region 8 | | ANNUAL: | \$31,590 | \$21,590 | \$28,820 | \$31,140 | \$34,160 | \$41,280 |
| Employment: | 20 | HOURLY: | \$15.18 | \$10.38 | \$13.86 | \$14.97 | \$16.42 | \$19.85 |
| Bismarck, ND MetroSA | | ANNUAL: | \$32,630 | \$28,830 | \$29,660 | \$30,370 | \$37,380 | \$38,230 |
| Employment: | 110 | HOURLY: | \$15.69 | \$13.86 | \$14.26 | \$14.60 | \$17.97 | \$18.38 |
| Fargo, ND-MN MetroSA | | ANNUAL: | \$32,580 | \$26,280 | \$27,480 | \$30,300 | \$36,870 | \$40,260 |
| Employment: | 400 | HOURLY: | \$15.66 | \$12.64 | \$13.21 | \$14.57 | \$17.73 | \$19.36 |
| Grand Forks, ND-MN MetroSA | | ANNUAL: | \$32,000 | \$26,730 | \$28,100 | \$29,890 | \$35,360 | \$41,660 |
| Employment: | 260 | HOURLY: | \$15.39 | \$12.85 | \$13.51 | \$14.37 | \$17.00 | \$20.03 |
| West ND Nonmetro Area | | ANNUAL: | \$30,410 | \$21,590 | \$26,420 | \$29,440 | \$33,330 | \$41,280 |
| Employment: | 170 | HOURLY: | \$14.62 | \$10.38 | \$12.70 | \$14.16 | \$16.03 | \$19.85 |

'N/A' indicates data or information cannot be released due to reliability, availability, or confidentiality restrictions. Since a portion of substate employment is not attributed to a region, substate areas will NOT add up to statewide totals. Rounding and the absence of suppressed data may also affect additivity.

| | | WAGE ESTIMATES | | | | | |
|---|--|-------------------|--------------------|--------------------|--------------------------------|--------------------|--------------------|
| | | Average (Mean) | 10th Percentile | 25th Percentile | 50th Percentile (Median) | 75th Percentile | 90th Percentile |
| 35-3011 Bartenders | | | | | | | |
| Alternate Job Title(s): Barkeep; Mixologist; Taproom Attendant | | | | | | | |
| Mix and serve drinks to patrons, directly or through waitstaff. | | | | | | | |
| North Dakota | | ANNUAL: | \$30,980 | \$19,120 | \$21,180 | \$28,100 | \$33,840 |
| Employment: 3,970 | | HOURLY: | \$14.89 | \$9.19 | \$10.18 | \$13.51 | \$16.27 |
| Region 1 | | ANNUAL: | \$29,960 | \$20,400 | \$21,100 | \$27,980 | \$30,830 |
| Employment: 270 | | HOURLY: | \$14.41 | \$9.81 | \$10.14 | \$13.45 | \$14.82 |
| Region 2 | | ANNUAL: | \$29,570 | \$19,260 | \$21,020 | \$26,100 | \$30,800 |
| Employment: 490 | | HOURLY: | \$14.22 | \$9.26 | \$10.11 | \$12.55 | \$14.81 |
| Region 3 | | ANNUAL: | \$29,040 | \$20,510 | \$21,500 | \$27,710 | \$29,410 |
| Employment: 230 | | HOURLY: | \$13.96 | \$9.86 | \$10.34 | \$13.32 | \$14.14 |
| Region 4 | | ANNUAL: | \$30,900 | \$18,700 | \$21,050 | \$27,950 | \$33,050 |
| Employment: 520 | | HOURLY: | \$14.86 | \$8.99 | \$10.12 | \$13.44 | \$15.89 |
| Region 5 | | ANNUAL: | \$32,560 | \$18,920 | \$21,480 | \$28,540 | \$37,870 |
| Employment: 1,280 | | HOURLY: | \$15.65 | \$9.10 | \$10.32 | \$13.72 | \$18.20 |
| Region 6 | | ANNUAL: | \$28,320 | \$20,310 | \$21,070 | \$25,330 | \$28,890 |
| Employment: 230 | | HOURLY: | \$13.61 | \$9.76 | \$10.13 | \$12.18 | \$13.89 |
| Region 7 | | ANNUAL: | \$31,280 | \$18,960 | \$20,920 | \$28,270 | \$34,760 |
| Employment: 730 | | HOURLY: | \$15.04 | \$9.12 | \$10.06 | \$13.59 | \$16.71 |
| Region 8 | | ANNUAL: | \$30,200 | \$19,950 | \$21,120 | \$25,840 | \$31,090 |
| Employment: 230 | | HOURLY: | \$14.52 | \$9.59 | \$10.15 | \$12.42 | \$14.95 |
| Bismarck, ND MetroSA | | ANNUAL: | \$31,780 | \$18,960 | \$20,940 | \$28,280 | \$35,470 |
| Employment: 620 | | HOURLY: | \$15.28 | \$9.12 | \$10.07 | \$13.60 | \$17.05 |
| Fargo, ND-MN MetroSA | | ANNUAL: | \$31,960 | \$18,920 | \$21,530 | \$28,030 | \$36,240 |
| Employment: 1,300 | | HOURLY: | \$15.36 | \$9.10 | \$10.35 | \$13.48 | \$17.42 |
| Grand Forks, ND-MN MetroSA | | ANNUAL: | \$30,260 | \$19,390 | \$21,330 | \$26,590 | \$31,230 |
| Employment: 560 | | HOURLY: | \$14.55 | \$9.32 | \$10.25 | \$12.79 | \$15.01 |
| West ND Nonmetro Area | | ANNUAL: | \$29,680 | \$19,950 | \$21,020 | \$26,100 | \$30,610 |
| Employment: 1,100 | | HOURLY: | \$14.27 | \$9.59 | \$10.11 | \$12.55 | \$14.72 |
| East ND Nonmetro Area | | ANNUAL: | \$28,680 | \$20,510 | \$21,100 | \$25,830 | \$29,250 |
| Employment: 730 | | HOURLY: | \$13.79 | \$9.86 | \$10.15 | \$12.42 | \$14.06 |

'N/A' indicates data or information cannot be released due to reliability, availability, or confidentiality restrictions. Since a portion of substate employment is not attributed to a region, substate areas will NOT add up to statewide totals. Rounding and the absence of suppressed data may also affect additivity.

| | | WAGE ESTIMATES | | | | | |
|--|--------------------|-------------------|--------------------|--------------------|--------------------------------|--------------------|--------------------|
| | | Average (Mean) | 10th Percentile | 25th Percentile | 50th Percentile (Median) | 75th Percentile | 90th Percentile |
| 35-3023 Fast Food and Counter Workers | | | | | | | |
| Alternate Job Title(s): Barista; Cafeteria Server; Ice Cream Server; Mess Attendant; Snack Bar Attendant | | | | | | | |
| Perform duties such as taking orders and serving food and beverages. Serve customers at counter or from a steam table. May take payment. May prepare food and beverages. Counter attendants who also wait tables are included in Waiters and Waitresses (35-3031). | | | | | | | |
| North Dakota | Employment: 10,000 | ANNUAL: | \$27,910 | \$22,200 | \$26,380 | \$27,410 | \$28,950 |
| | | HOURLY: | \$13.42 | \$10.67 | \$12.68 | \$13.18 | \$13.92 |
| Region 1 | Employment: 740 | ANNUAL: | \$28,640 | \$22,350 | \$26,990 | \$27,860 | \$29,180 |
| | | HOURLY: | \$13.77 | \$10.74 | \$12.98 | \$13.40 | \$14.03 |
| Region 2 | Employment: 1,450 | ANNUAL: | \$28,120 | \$22,490 | \$26,930 | \$27,530 | \$28,620 |
| | | HOURLY: | \$13.52 | \$10.81 | \$12.95 | \$13.23 | \$13.76 |
| Region 3 | Employment: 310 | ANNUAL: | \$27,700 | \$20,260 | \$23,000 | \$27,480 | \$29,330 |
| | | HOURLY: | \$13.32 | \$9.74 | \$11.06 | \$13.21 | \$14.10 |
| Region 4 | Employment: 1,240 | ANNUAL: | \$27,300 | \$22,020 | \$26,200 | \$26,930 | \$28,550 |
| | | HOURLY: | \$13.12 | \$10.59 | \$12.60 | \$12.95 | \$13.72 |
| Region 5 | Employment: 2,960 | ANNUAL: | \$27,980 | \$22,170 | \$26,450 | \$27,710 | \$29,010 |
| | | HOURLY: | \$13.45 | \$10.66 | \$12.72 | \$13.32 | \$13.95 |
| Region 6 | Employment: 580 | ANNUAL: | \$27,610 | \$21,610 | \$23,390 | \$27,310 | \$29,240 |
| | | HOURLY: | \$13.27 | \$10.39 | \$11.25 | \$13.13 | \$14.06 |
| Region 7 | Employment: 2,130 | ANNUAL: | \$27,910 | \$22,310 | \$26,380 | \$27,450 | \$29,020 |
| | | HOURLY: | \$13.42 | \$10.73 | \$12.68 | \$13.20 | \$13.95 |
| Region 8 | Employment: 590 | ANNUAL: | \$27,880 | \$22,290 | \$26,780 | \$27,330 | \$28,200 |
| | | HOURLY: | \$13.40 | \$10.72 | \$12.88 | \$13.14 | \$13.56 |
| Bismarck, ND MetroSA | Employment: 1,980 | ANNUAL: | \$27,870 | \$22,360 | \$26,380 | \$27,540 | \$29,020 |
| | | HOURLY: | \$13.40 | \$10.75 | \$12.68 | \$13.24 | \$13.95 |
| Fargo, ND-MN MetroSA | Employment: 3,230 | ANNUAL: | \$28,020 | \$22,280 | \$26,550 | \$27,800 | \$28,980 |
| | | HOURLY: | \$13.47 | \$10.71 | \$12.76 | \$13.36 | \$13.93 |
| Grand Forks, ND-MN MetroSA | Employment: 1,350 | ANNUAL: | \$27,190 | \$22,060 | \$25,760 | \$26,920 | \$28,540 |
| | | HOURLY: | \$13.07 | \$10.61 | \$12.38 | \$12.94 | \$13.72 |
| West ND Nonmetro Area | Employment: 2,930 | ANNUAL: | \$28,220 | \$22,480 | \$26,930 | \$27,530 | \$28,600 |
| | | HOURLY: | \$13.57 | \$10.81 | \$12.95 | \$13.23 | \$13.75 |
| East ND Nonmetro Area | Employment: 1,210 | ANNUAL: | \$27,740 | \$21,160 | \$23,640 | \$27,310 | \$29,240 |
| | | HOURLY: | \$13.34 | \$10.17 | \$11.36 | \$13.13 | \$14.06 |

'N/A' indicates data or information cannot be released due to reliability, availability, or confidentiality restrictions. Since a portion of substate employment is not attributed to a region, substate areas will NOT add up to statewide totals. Rounding and the absence of suppressed data may also affect additivity.

| | | WAGE ESTIMATES | | | | | |
|--|----------------|-------------------|--------------------|--------------------|--------------------------------|--------------------|--------------------|
| | | Average (Mean) | 10th Percentile | 25th Percentile | 50th Percentile (Median) | 75th Percentile | 90th Percentile |
| 35-3031 Waiters and Waitresses | | | | | | | |
| Alternate Job Title(s): Cocktail Server; Dining Car Server; Wine Steward | | | | | | | |
| Take orders and serve food and beverages to patrons at tables in dining establishment. Excludes Fast Food and Counter Workers (35-3023). | | | | | | | |
| North Dakota | ANNUAL: | \$31,460 | \$17,690 | \$20,550 | \$27,190 | \$36,500 | \$58,100 |
| Employment: 4,180 | HOURLY: | \$15.12 | \$8.51 | \$9.88 | \$13.07 | \$17.55 | \$27.93 |
| Region 1 | ANNUAL: | \$32,250 | \$17,830 | \$20,630 | \$28,430 | \$37,610 | \$58,750 |
| Employment: 300 | HOURLY: | \$15.51 | \$8.57 | \$9.92 | \$13.67 | \$18.08 | \$28.25 |
| Region 2 | ANNUAL: | \$31,610 | \$17,770 | \$20,700 | \$27,620 | \$37,620 | \$57,660 |
| Employment: 400 | HOURLY: | \$15.20 | \$8.54 | \$9.95 | \$13.28 | \$18.09 | \$27.72 |
| Region 3 | ANNUAL: | \$29,340 | \$17,750 | \$20,650 | \$24,960 | \$36,610 | \$45,540 |
| Employment: 130 | HOURLY: | \$14.11 | \$8.53 | \$9.93 | \$12.00 | \$17.60 | \$21.89 |
| Region 4 | ANNUAL: | \$30,240 | \$17,580 | \$20,060 | \$22,790 | \$33,930 | \$55,970 |
| Employment: 540 | HOURLY: | \$14.54 | \$8.45 | \$9.64 | \$10.96 | \$16.31 | \$26.91 |
| Region 5 | ANNUAL: | \$31,440 | \$17,680 | \$20,140 | \$26,990 | \$36,320 | \$58,680 |
| Employment: 1,610 | HOURLY: | \$15.12 | \$8.50 | \$9.68 | \$12.98 | \$17.46 | \$28.21 |
| Region 7 | ANNUAL: | \$32,440 | \$17,780 | \$20,780 | \$28,260 | \$37,030 | \$58,560 |
| Employment: 920 | HOURLY: | \$15.60 | \$8.55 | \$9.99 | \$13.58 | \$17.80 | \$28.15 |
| Bismarck, ND MetroSA | ANNUAL: | \$32,590 | \$17,780 | \$20,790 | \$28,260 | \$37,040 | \$58,560 |
| Employment: 880 | HOURLY: | \$15.67 | \$8.55 | \$9.99 | \$13.59 | \$17.81 | \$28.15 |
| Fargo, ND-MN MetroSA | ANNUAL: | \$30,590 | \$17,710 | \$20,610 | \$24,070 | \$35,190 | \$57,030 |
| Employment: 1,730 | HOURLY: | \$14.71 | \$8.51 | \$9.91 | \$11.57 | \$16.92 | \$27.42 |
| Grand Forks, ND-MN MetroSA | ANNUAL: | \$28,920 | \$17,700 | \$21,050 | \$22,810 | \$29,490 | \$46,170 |
| Employment: 690 | HOURLY: | \$13.90 | \$8.51 | \$10.12 | \$10.97 | \$14.18 | \$22.20 |
| West ND Nonmetro Area | ANNUAL: | \$31,680 | \$17,800 | \$20,630 | \$27,620 | \$37,610 | \$57,660 |
| Employment: 920 | HOURLY: | \$15.23 | \$8.56 | \$9.92 | \$13.28 | \$18.08 | \$27.72 |
| East ND Nonmetro Area | ANNUAL: | \$29,700 | \$17,440 | \$20,530 | \$26,360 | \$35,720 | \$53,640 |
| Employment: 360 | HOURLY: | \$14.28 | \$8.39 | \$9.87 | \$12.67 | \$17.17 | \$25.79 |

'N/A' indicates data or information cannot be released due to reliability, availability, or confidentiality restrictions. Since a portion of substate employment is not attributed to a region, substate areas will NOT add up to statewide totals. Rounding and the absence of suppressed data may also affect additivity.

| | | WAGE ESTIMATES | | | | | |
|---|--|-------------------|--------------------|--------------------|--------------------------------|--------------------|--------------------|
| | | Average (Mean) | 10th Percentile | 25th Percentile | 50th Percentile (Median) | 75th Percentile | 90th Percentile |
| 35-3041 Food Servers, Nonrestaurant | | | | | | | |
| Alternate Job Title(s): Boat Hop; Hospital Food Service Worker; Room Service Food Server | | | | | | | |
| Serve food to individuals outside of a restaurant environment, such as in hotel rooms, hospital rooms, residential care facilities, or cars. Excludes Fast Food and Counter Workers (35-3023) and Door-to-Door Sales Workers, News and Street Vendors, and Related Workers (41-9091). | | | | | | | |
| North Dakota | | ANNUAL: | \$32,520 | \$27,840 | \$29,770 | \$32,600 | \$34,460 |
| Employment: 1,410 | | HOURLY: | \$15.64 | \$13.39 | \$14.31 | \$15.68 | \$17.32 |
| Region 1 | | ANNUAL: | \$34,020 | \$29,550 | \$31,480 | \$32,090 | \$35,820 |
| Employment: 40 | | HOURLY: | \$16.36 | \$14.20 | \$15.13 | \$15.43 | \$17.22 |
| Region 2 | | ANNUAL: | \$31,770 | \$27,830 | \$30,550 | \$30,570 | \$34,680 |
| Employment: 120 | | HOURLY: | \$15.28 | \$13.38 | \$14.69 | \$14.70 | \$16.67 |
| Region 3 | | ANNUAL: | \$29,900 | \$25,740 | \$27,700 | \$29,000 | \$31,860 |
| Employment: 40 | | HOURLY: | \$14.38 | \$12.37 | \$13.32 | \$13.94 | \$15.32 |
| Region 4 | | ANNUAL: | \$32,190 | \$27,510 | \$29,660 | \$32,640 | \$34,420 |
| Employment: 240 | | HOURLY: | \$15.47 | \$13.22 | \$14.26 | \$15.69 | \$16.55 |
| Region 5 | | ANNUAL: | \$32,890 | \$28,810 | \$30,180 | \$32,600 | \$34,040 |
| Employment: 470 | | HOURLY: | \$15.81 | \$13.85 | \$14.51 | \$15.67 | \$16.36 |
| Region 6 | | ANNUAL: | \$31,670 | \$27,080 | \$27,670 | \$31,030 | \$34,820 |
| Employment: 100 | | HOURLY: | \$15.22 | \$13.02 | \$13.30 | \$14.92 | \$16.74 |
| Region 7 | | ANNUAL: | \$32,760 | \$28,590 | \$30,080 | \$32,880 | \$34,270 |
| Employment: 330 | | HOURLY: | \$15.75 | \$13.74 | \$14.46 | \$15.81 | \$16.48 |
| Region 8 | | ANNUAL: | \$33,310 | \$27,820 | \$30,550 | \$34,820 | \$35,490 |
| Employment: 70 | | HOURLY: | \$16.02 | \$13.38 | \$14.69 | \$16.74 | \$17.06 |
| Bismarck, ND MetroSA | | ANNUAL: | \$32,860 | \$28,590 | \$30,070 | \$32,880 | \$34,250 |
| Employment: 300 | | HOURLY: | \$15.80 | \$13.74 | \$14.46 | \$15.81 | \$16.47 |
| Fargo, ND-MN MetroSA | | ANNUAL: | \$32,560 | \$28,620 | \$30,010 | \$32,470 | \$34,040 |
| Employment: 490 | | HOURLY: | \$15.65 | \$13.76 | \$14.43 | \$15.61 | \$16.37 |
| Grand Forks, ND-MN MetroSA | | ANNUAL: | \$31,880 | \$26,480 | \$29,650 | \$32,640 | \$34,420 |
| Employment: 250 | | HOURLY: | \$15.33 | \$12.73 | \$14.26 | \$15.69 | \$16.55 |
| West ND Nonmetro Area | | ANNUAL: | \$32,560 | \$27,770 | \$30,550 | \$31,500 | \$34,950 |
| Employment: 250 | | HOURLY: | \$15.65 | \$13.35 | \$14.69 | \$15.14 | \$16.80 |
| East ND Nonmetro Area | | ANNUAL: | \$31,440 | \$26,830 | \$27,580 | \$30,500 | \$34,810 |
| Employment: 250 | | HOURLY: | \$15.11 | \$12.90 | \$13.26 | \$14.66 | \$16.74 |

'N/A' indicates data or information cannot be released due to reliability, availability, or confidentiality restrictions. Since a portion of substate employment is not attributed to a region, substate areas will NOT add up to statewide totals. Rounding and the absence of suppressed data may also affect additivity.

| | | | WAGE ESTIMATES | | | | |
|---|---------|----------|-------------------|--------------------|--------------------|--------------------------------|--------------------|
| | | | Average (Mean) | 10th Percentile | 25th Percentile | 50th Percentile (Median) | 75th Percentile |
| 35-9011 Dining Room and Cafeteria Attendants and Bartender Helpers | | | | | | | |
| Alternate Job Title(s): Bar Back; Busser; Lunchroom Attendant | | | | | | | |
| Facilitate food service. Clean tables; remove dirty dishes; replace soiled table linens; set tables; replenish supply of clean linens, silverware, glassware, and dishes; supply service bar with food; and serve items such as water, condiments, and coffee to patrons. | | | | | | | |
| North Dakota | ANNUAL: | \$28,930 | \$24,900 | \$26,890 | \$28,010 | \$31,300 | \$33,890 |
| Employment: 660 | HOURLY: | \$13.91 | \$11.97 | \$12.93 | \$13.46 | \$15.05 | \$16.29 |
| Region 2 | ANNUAL: | \$28,870 | \$26,490 | \$26,890 | \$27,930 | \$31,300 | \$34,430 |
| Employment: 70 | HOURLY: | \$13.88 | \$12.73 | \$12.93 | \$13.43 | \$15.05 | \$16.55 |
| Region 3 | ANNUAL: | \$29,330 | \$20,120 | \$26,830 | \$29,170 | \$31,300 | \$34,510 |
| Employment: 20 | HOURLY: | \$14.10 | \$9.67 | \$12.90 | \$14.02 | \$15.05 | \$16.59 |
| Region 4 | ANNUAL: | \$28,760 | \$24,550 | \$27,020 | \$28,850 | \$30,380 | \$33,490 |
| Employment: 80 | HOURLY: | \$13.83 | \$11.80 | \$12.99 | \$13.87 | \$14.61 | \$16.10 |
| Region 5 | ANNUAL: | \$28,630 | \$24,630 | \$26,230 | \$27,650 | \$30,740 | \$33,890 |
| Employment: 260 | HOURLY: | \$13.76 | \$11.84 | \$12.61 | \$13.29 | \$14.78 | \$16.29 |
| Region 6 | ANNUAL: | \$30,360 | \$26,890 | \$27,760 | \$31,300 | \$33,880 | \$34,630 |
| Employment: 20 | HOURLY: | \$14.60 | \$12.93 | \$13.35 | \$15.05 | \$16.29 | \$16.65 |
| Region 7 | ANNUAL: | \$29,410 | \$25,990 | \$27,720 | \$29,780 | \$31,300 | \$33,900 |
| Employment: 130 | HOURLY: | \$14.14 | \$12.50 | \$13.33 | \$14.32 | \$15.05 | \$16.30 |
| Region 8 | ANNUAL: | \$28,950 | \$26,430 | \$26,980 | \$28,030 | \$31,300 | \$34,020 |
| Employment: 40 | HOURLY: | \$13.92 | \$12.71 | \$12.97 | \$13.48 | \$15.05 | \$16.35 |
| Bismarck, ND MetroSA | ANNUAL: | \$29,340 | \$24,900 | \$27,670 | \$29,560 | \$30,810 | \$33,930 |
| Employment: 120 | HOURLY: | \$14.11 | \$11.97 | \$13.30 | \$14.21 | \$14.81 | \$16.31 |
| Fargo, ND-MN MetroSA | ANNUAL: | \$28,360 | \$23,660 | \$26,220 | \$27,530 | \$30,740 | \$33,800 |
| Employment: 280 | HOURLY: | \$13.63 | \$11.38 | \$12.60 | \$13.23 | \$14.78 | \$16.25 |
| Grand Forks, ND-MN MetroSA | ANNUAL: | \$28,100 | \$23,080 | \$26,660 | \$27,620 | \$29,630 | \$33,490 |
| Employment: 100 | HOURLY: | \$13.51 | \$11.10 | \$12.82 | \$13.28 | \$14.24 | \$16.10 |
| West ND Nonmetro Area | ANNUAL: | \$28,920 | \$26,490 | \$26,890 | \$28,010 | \$31,300 | \$34,010 |
| Employment: 160 | HOURLY: | \$13.90 | \$12.73 | \$12.93 | \$13.46 | \$15.05 | \$16.35 |
| East ND Nonmetro Area | ANNUAL: | \$29,740 | \$24,960 | \$26,980 | \$30,270 | \$31,300 | \$34,530 |
| Employment: 60 | HOURLY: | \$14.30 | \$12.00 | \$12.97 | \$14.55 | \$15.05 | \$16.60 |

'N/A' indicates data or information cannot be released due to reliability, availability, or confidentiality restrictions. Since a portion of substate employment is not attributed to a region, substate areas will NOT add up to statewide totals. Rounding and the absence of suppressed data may also affect additivity.

| | | | WAGE ESTIMATES | | | | | |
|---|-----|---------|-------------------|--------------------|--------------------|--------------------------------|--------------------|--------------------|
| | | | Average (Mean) | 10th Percentile | 25th Percentile | 50th Percentile (Median) | 75th Percentile | 90th Percentile |
| 35-9021 Dishwashers | | | | | | | | |
| Alternate Job Title(s): Dish Room Worker; Silverware Cleaner | | | | | | | | |
| Clean dishes, kitchen, food preparation equipment, or utensils. | | | | | | | | |
| North Dakota | | ANNUAL: | \$29,080 | \$21,560 | \$24,960 | \$27,550 | \$32,390 | \$38,960 |
| Employment: | 800 | HOURLY: | \$13.98 | \$10.36 | \$12.00 | \$13.24 | \$15.57 | \$18.73 |
| Region 2 | | ANNUAL: | \$28,960 | \$21,500 | \$24,960 | \$27,620 | \$30,330 | \$39,750 |
| Employment: | 90 | HOURLY: | \$13.92 | \$10.34 | \$12.00 | \$13.28 | \$14.58 | \$19.11 |
| Region 3 | | ANNUAL: | \$27,280 | \$20,710 | \$22,340 | \$27,180 | \$30,260 | \$38,580 |
| Employment: | 30 | HOURLY: | \$13.12 | \$9.96 | \$10.74 | \$13.07 | \$14.55 | \$18.55 |
| Region 4 | | ANNUAL: | \$28,750 | \$22,300 | \$26,080 | \$27,160 | \$29,660 | \$37,410 |
| Employment: | 90 | HOURLY: | \$13.82 | \$10.72 | \$12.54 | \$13.06 | \$14.26 | \$17.99 |
| Region 5 | | ANNUAL: | \$29,810 | \$21,940 | \$26,300 | \$27,970 | \$34,860 | \$39,050 |
| Employment: | 260 | HOURLY: | \$14.33 | \$10.55 | \$12.64 | \$13.45 | \$16.76 | \$18.77 |
| Region 6 | | ANNUAL: | \$26,910 | \$21,140 | \$22,340 | \$27,180 | \$27,580 | \$31,070 |
| Employment: | 50 | HOURLY: | \$12.94 | \$10.17 | \$10.74 | \$13.07 | \$13.26 | \$14.94 |
| Region 7 | | ANNUAL: | \$28,890 | \$21,610 | \$25,320 | \$26,760 | \$35,120 | \$38,480 |
| Employment: | 180 | HOURLY: | \$13.89 | \$10.39 | \$12.17 | \$12.87 | \$16.88 | \$18.50 |
| Region 8 | | ANNUAL: | \$29,590 | \$21,480 | \$23,710 | \$28,260 | \$30,720 | \$41,770 |
| Employment: | 50 | HOURLY: | \$14.23 | \$10.33 | \$11.40 | \$13.59 | \$14.77 | \$20.08 |
| Bismarck, ND MetroSA | | ANNUAL: | \$28,760 | \$21,610 | \$25,320 | \$26,690 | \$35,120 | \$38,140 |
| Employment: | 160 | HOURLY: | \$13.83 | \$10.39 | \$12.18 | \$12.83 | \$16.88 | \$18.34 |
| Fargo, ND-MN MetroSA | | ANNUAL: | \$29,630 | \$21,940 | \$26,240 | \$27,930 | \$34,680 | \$38,520 |
| Employment: | 270 | HOURLY: | \$14.25 | \$10.55 | \$12.62 | \$13.43 | \$16.67 | \$18.52 |
| Grand Forks, ND-MN MetroSA | | ANNUAL: | \$28,170 | \$22,270 | \$24,230 | \$26,900 | \$29,650 | \$37,150 |
| Employment: | 110 | HOURLY: | \$13.54 | \$10.71 | \$11.65 | \$12.93 | \$14.26 | \$17.86 |
| West ND Nonmetro Area | | ANNUAL: | \$29,260 | \$21,480 | \$23,710 | \$28,120 | \$30,720 | \$39,750 |
| Employment: | 210 | HOURLY: | \$14.07 | \$10.33 | \$11.40 | \$13.52 | \$14.77 | \$19.11 |
| East ND Nonmetro Area | | ANNUAL: | \$27,400 | \$21,140 | \$22,340 | \$27,180 | \$30,260 | \$32,600 |
| Employment: | 110 | HOURLY: | \$13.17 | \$10.17 | \$10.74 | \$13.07 | \$14.55 | \$15.68 |

'N/A' indicates data or information cannot be released due to reliability, availability, or confidentiality restrictions. Since a portion of substate employment is not attributed to a region, substate areas will NOT add up to statewide totals. Rounding and the absence of suppressed data may also affect additivity.

| | | WAGE ESTIMATES | | | | | |
|---|--|-------------------|--------------------|--------------------|--------------------------------|--------------------|--------------------|
| | | Average (Mean) | 10th Percentile | 25th Percentile | 50th Percentile (Median) | 75th Percentile | 90th Percentile |
| 35-9031 Hosts and Hostesses, Restaurant, Lounge, and Coffee Shop | | | | | | | |
| Alternate Job Title(s): Dining Room Host; Maitre D' | | | | | | | |
| Welcome patrons, seat them at tables or in lounge, and help ensure quality of facilities and service. | | | | | | | |
| North Dakota | | ANNUAL: | \$27,830 | \$20,110 | \$23,970 | \$27,680 | \$30,830 |
| Employment: 940 | | HOURLY: | \$13.38 | \$9.67 | \$11.53 | \$13.31 | \$14.82 |
| Region 1 | | ANNUAL: | \$27,210 | \$20,110 | \$21,330 | \$27,530 | \$30,340 |
| Employment: 80 | | HOURLY: | \$13.08 | \$9.67 | \$10.26 | \$13.23 | \$14.59 |
| Region 2 | | ANNUAL: | \$26,780 | \$20,110 | \$21,410 | \$27,190 | \$28,520 |
| Employment: 90 | | HOURLY: | \$12.87 | \$9.67 | \$10.29 | \$13.07 | \$13.71 |
| Region 3 | | ANNUAL: | \$28,050 | \$21,200 | \$21,330 | \$27,400 | \$30,460 |
| Employment: 20 | | HOURLY: | \$13.48 | \$10.19 | \$10.25 | \$13.17 | \$14.64 |
| Region 4 | | ANNUAL: | \$27,050 | \$20,160 | \$24,150 | \$26,910 | \$30,240 |
| Employment: 120 | | HOURLY: | \$13.00 | \$9.69 | \$11.61 | \$12.94 | \$14.54 |
| Region 5 | | ANNUAL: | \$28,400 | \$20,400 | \$25,340 | \$28,280 | \$31,120 |
| Employment: 310 | | HOURLY: | \$13.65 | \$9.81 | \$12.18 | \$13.60 | \$14.96 |
| Region 6 | | ANNUAL: | \$27,560 | \$20,110 | \$26,280 | \$27,400 | \$29,450 |
| Employment: 30 | | HOURLY: | \$13.25 | \$9.67 | \$12.64 | \$13.17 | \$14.16 |
| Region 7 | | ANNUAL: | \$28,250 | \$18,230 | \$24,070 | \$28,090 | \$32,510 |
| Employment: 240 | | HOURLY: | \$13.58 | \$8.77 | \$11.57 | \$13.51 | \$15.63 |
| Bismarck, ND MetroSA | | ANNUAL: | \$28,290 | \$18,230 | \$24,070 | \$28,250 | \$32,510 |
| Employment: 230 | | HOURLY: | \$13.60 | \$8.77 | \$11.57 | \$13.58 | \$15.63 |
| Fargo, ND-MN MetroSA | | ANNUAL: | \$28,460 | \$21,490 | \$25,720 | \$28,710 | \$31,120 |
| Employment: 320 | | HOURLY: | \$13.68 | \$10.33 | \$12.36 | \$13.81 | \$14.96 |
| Grand Forks, ND-MN MetroSA | | ANNUAL: | \$27,140 | \$21,490 | \$24,140 | \$26,930 | \$30,350 |
| Employment: 140 | | HOURLY: | \$13.05 | \$10.33 | \$11.61 | \$12.95 | \$14.59 |
| West ND Nonmetro Area | | ANNUAL: | \$26,970 | \$20,110 | \$21,340 | \$27,210 | \$30,190 |
| Employment: 220 | | HOURLY: | \$12.97 | \$9.67 | \$10.26 | \$13.08 | \$14.52 |
| East ND Nonmetro Area | | ANNUAL: | \$27,760 | \$20,110 | \$26,280 | \$27,400 | \$29,450 |
| Employment: 80 | | HOURLY: | \$13.35 | \$9.67 | \$12.64 | \$13.17 | \$14.16 |

'N/A' indicates data or information cannot be released due to reliability, availability, or confidentiality restrictions. Since a portion of substate employment is not attributed to a region, substate areas will NOT add up to statewide totals. Rounding and the absence of suppressed data may also affect additivity.

| | | WAGE ESTIMATES | | | | | |
|--|---------|-------------------|--------------------|--------------------|--------------------------------|--------------------|--------------------|
| | | Average (Mean) | 10th Percentile | 25th Percentile | 50th Percentile (Median) | 75th Percentile | 90th Percentile |
| 37-0000 Building and Grounds Cleaning and Maintenance Occupations | | | | | | | |
| Alternate Job Title(s): N/A | | | | | | | |
| North Dakota Employment: 13,590 | ANNUAL: | \$36,300 | \$26,640 | \$29,270 | \$34,640 | \$39,850 | \$48,600 |
| | HOURLY: | \$17.45 | \$12.81 | \$14.07 | \$16.66 | \$19.16 | \$23.36 |
| Region 1 Employment: 940 | ANNUAL: | \$38,260 | \$27,660 | \$29,930 | \$36,120 | \$43,960 | \$51,190 |
| | HOURLY: | \$18.39 | \$13.30 | \$14.39 | \$17.36 | \$21.14 | \$24.61 |
| Region 2 Employment: 1,410 | ANNUAL: | \$37,320 | \$27,370 | \$29,200 | \$35,430 | \$43,580 | \$51,890 |
| | HOURLY: | \$17.94 | \$13.16 | \$14.04 | \$17.03 | \$20.95 | \$24.95 |
| Region 3 Employment: 620 | ANNUAL: | \$35,750 | \$23,570 | \$28,920 | \$33,590 | \$41,450 | \$48,610 |
| | HOURLY: | \$17.19 | \$11.33 | \$13.91 | \$16.15 | \$19.93 | \$23.37 |
| Region 4 Employment: 1,630 | ANNUAL: | \$36,020 | \$27,070 | \$29,270 | \$33,510 | \$39,490 | \$47,950 |
| | HOURLY: | \$17.32 | \$13.02 | \$14.07 | \$16.11 | \$18.98 | \$23.05 |
| Region 5 Employment: 4,740 | ANNUAL: | \$35,900 | \$27,180 | \$29,560 | \$33,940 | \$39,290 | \$47,740 |
| | HOURLY: | \$17.26 | \$13.07 | \$14.21 | \$16.32 | \$18.89 | \$22.95 |
| Region 6 Employment: 900 | ANNUAL: | \$35,310 | \$23,830 | \$28,380 | \$32,280 | \$39,850 | \$48,610 |
| | HOURLY: | \$16.98 | \$11.46 | \$13.65 | \$15.52 | \$19.16 | \$23.37 |
| Region 7 Employment: 2,630 | ANNUAL: | \$36,260 | \$26,650 | \$29,200 | \$34,870 | \$39,580 | \$47,960 |
| | HOURLY: | \$17.43 | \$12.81 | \$14.04 | \$16.76 | \$19.03 | \$23.06 |
| Region 8 Employment: 690 | ANNUAL: | \$36,980 | \$26,040 | \$28,730 | \$35,250 | \$43,760 | \$49,460 |
| | HOURLY: | \$17.78 | \$12.52 | \$13.81 | \$16.94 | \$21.04 | \$23.78 |
| Bismarck, ND MetroSA Employment: 2,320 | ANNUAL: | \$36,180 | \$27,250 | \$29,140 | \$34,870 | \$39,440 | \$47,960 |
| | HOURLY: | \$17.40 | \$13.10 | \$14.01 | \$16.76 | \$18.96 | \$23.06 |
| Fargo, ND-MN MetroSA Employment: 4,720 | ANNUAL: | \$36,430 | \$27,660 | \$29,590 | \$34,420 | \$39,680 | \$48,930 |
| | HOURLY: | \$17.51 | \$13.30 | \$14.23 | \$16.55 | \$19.08 | \$23.52 |
| Grand Forks, ND-MN MetroSA Employment: 1,730 | ANNUAL: | \$36,110 | \$27,130 | \$29,270 | \$33,930 | \$39,740 | \$47,910 |
| | HOURLY: | \$17.36 | \$13.04 | \$14.07 | \$16.31 | \$19.11 | \$23.03 |
| West ND Nonmetro Area Employment: 3,350 | ANNUAL: | \$37,470 | \$26,870 | \$29,560 | \$35,530 | \$43,760 | \$50,930 |
| | HOURLY: | \$18.01 | \$12.92 | \$14.21 | \$17.08 | \$21.04 | \$24.49 |
| East ND Nonmetro Area Employment: 2,340 | ANNUAL: | \$35,790 | \$23,670 | \$28,630 | \$34,200 | \$41,600 | \$48,610 |
| | HOURLY: | \$17.21 | \$11.38 | \$13.76 | \$16.44 | \$20.00 | \$23.37 |

'N/A' indicates data or information cannot be released due to reliability, availability, or confidentiality restrictions. Since a portion of substate employment is not attributed to a region, substate areas will NOT add up to statewide totals. Rounding and the absence of suppressed data may also affect additivity.

| | | | WAGE ESTIMATES | | | | | | |
|--|-----|--|-------------------|--------------------|--------------------|--------------------------------|--------------------|--------------------|----------|
| | | | Average (Mean) | 10th Percentile | 25th Percentile | 50th Percentile (Median) | 75th Percentile | 90th Percentile | |
| 37-1011 First-Line Supervisors of Housekeeping and Janitorial Workers | | | | | | | | | |
| Alternate Job Title(s): Building Cleaning Supervisor; Cleaning Staff Supervisor; Custodial Supervisor | | | | | | | | | |
| Directly supervise and coordinate work activities of cleaning personnel in hotels, hospitals, offices, and other establishments. | | | | | | | | | |
| North Dakota | | | ANNUAL: | \$51,650 | \$36,940 | \$42,730 | \$47,980 | \$55,950 | \$75,280 |
| Employment: | 360 | | HOURLY: | \$24.83 | \$17.76 | \$20.54 | \$23.07 | \$26.90 | \$36.19 |
| Region 2 | | | ANNUAL: | \$52,120 | \$40,230 | \$44,000 | \$50,280 | \$54,750 | \$76,180 |
| Employment: | 30 | | HOURLY: | \$25.06 | \$19.34 | \$21.16 | \$24.17 | \$26.32 | \$36.62 |
| Region 3 | | | ANNUAL: | \$50,740 | \$40,840 | \$46,030 | \$48,190 | \$54,010 | \$60,670 |
| Employment: | 20 | | HOURLY: | \$24.39 | \$19.63 | \$22.13 | \$23.17 | \$25.97 | \$29.17 |
| Region 4 | | | ANNUAL: | \$52,250 | \$32,090 | \$38,950 | \$47,490 | \$63,260 | \$79,620 |
| Employment: | 50 | | HOURLY: | \$25.12 | \$15.43 | \$18.72 | \$22.83 | \$30.41 | \$38.28 |
| Region 5 | | | ANNUAL: | \$50,510 | \$36,900 | \$39,520 | \$45,000 | \$54,140 | \$75,600 |
| Employment: | 120 | | HOURLY: | \$24.29 | \$17.74 | \$19.00 | \$21.63 | \$26.03 | \$36.35 |
| Region 6 | | | ANNUAL: | \$53,570 | \$37,860 | \$46,010 | \$51,580 | \$54,010 | \$79,930 |
| Employment: | 30 | | HOURLY: | \$25.75 | \$18.20 | \$22.12 | \$24.80 | \$25.97 | \$38.43 |
| Region 7 | | | ANNUAL: | \$52,050 | \$39,610 | \$47,790 | \$47,960 | \$55,950 | \$71,510 |
| Employment: | 90 | | HOURLY: | \$25.02 | \$19.04 | \$22.98 | \$23.06 | \$26.90 | \$34.38 |
| Region 8 | | | ANNUAL: | \$51,230 | \$34,050 | \$43,780 | \$48,200 | \$62,370 | \$76,230 |
| Employment: | 20 | | HOURLY: | \$24.63 | \$16.37 | \$21.05 | \$23.17 | \$29.99 | \$36.65 |
| Bismarck, ND MetroSA | | | ANNUAL: | \$52,000 | \$39,610 | \$47,790 | \$47,960 | \$55,950 | \$71,510 |
| Employment: | 80 | | HOURLY: | \$25.00 | \$19.04 | \$22.98 | \$23.06 | \$26.90 | \$34.38 |
| Fargo, ND-MN MetroSA | | | ANNUAL: | \$50,280 | \$36,590 | \$39,520 | \$44,990 | \$59,470 | \$75,270 |
| Employment: | 120 | | HOURLY: | \$24.17 | \$17.59 | \$19.00 | \$21.63 | \$28.59 | \$36.19 |
| Grand Forks, ND-MN MetroSA | | | ANNUAL: | \$49,510 | \$29,300 | \$35,080 | \$44,800 | \$58,990 | \$77,680 |
| Employment: | 50 | | HOURLY: | \$23.80 | \$14.09 | \$16.86 | \$21.54 | \$28.36 | \$37.35 |
| West ND Nonmetro Area | | | ANNUAL: | \$52,330 | \$37,820 | \$45,160 | \$48,600 | \$55,590 | \$76,050 |
| Employment: | 60 | | HOURLY: | \$25.16 | \$18.19 | \$21.71 | \$23.36 | \$26.73 | \$36.56 |
| East ND Nonmetro Area | | | ANNUAL: | \$53,130 | \$42,720 | \$46,440 | \$49,720 | \$54,010 | \$79,910 |
| Employment: | 70 | | HOURLY: | \$25.54 | \$20.54 | \$22.33 | \$23.90 | \$25.97 | \$38.42 |

'N/A' indicates data or information cannot be released due to reliability, availability, or confidentiality restrictions. Since a portion of substate employment is not attributed to a region, substate areas will NOT add up to statewide totals. Rounding and the absence of suppressed data may also affect additivity.

| | | | WAGE ESTIMATES | | | | | |
|---|-----|---------|-------------------|--------------------|--------------------|--------------------------------|--------------------|--------------------|
| | | | Average (Mean) | 10th Percentile | 25th Percentile | 50th Percentile (Median) | 75th Percentile | 90th Percentile |
| 37-1012 First-Line Supervisors of Landscaping, Lawn Service, and Groundskeeping Workers | | | | | | | | |
| Alternate Job Title(s): Grounds Maintenance Supervisor; Head Greenskeeper; Horticultural Services Supervisor | | | | | | | | |
| Directly supervise and coordinate activities of workers engaged in landscaping or groundskeeping activities. Work may involve reviewing contracts to ascertain service, machine, and workforce requirements; answering inquiries from potential customers regarding methods, material, and price ranges; and preparing estimates according to labor, material, and machine costs. | | | | | | | | |
| North Dakota | | ANNUAL: | \$56,040 | \$41,250 | \$42,900 | \$53,080 | \$61,090 | \$75,120 |
| Employment: | 330 | HOURLY: | \$26.94 | \$19.83 | \$20.63 | \$25.52 | \$29.37 | \$36.12 |
| Region 1 | | ANNUAL: | \$63,210 | \$43,580 | \$57,500 | \$61,090 | \$72,070 | \$85,180 |
| Employment: | 30 | HOURLY: | \$30.39 | \$20.95 | \$27.64 | \$29.37 | \$34.65 | \$40.95 |
| Region 2 | | ANNUAL: | \$59,780 | \$43,350 | \$43,580 | \$60,150 | \$72,070 | \$83,510 |
| Employment: | 20 | HOURLY: | \$28.74 | \$20.84 | \$20.95 | \$28.92 | \$34.65 | \$40.15 |
| Region 3 | | ANNUAL: | \$52,450 | \$33,880 | \$33,880 | \$51,040 | \$63,560 | \$75,690 |
| Employment: | 20 | HOURLY: | \$25.22 | \$16.29 | \$16.29 | \$24.54 | \$30.56 | \$36.39 |
| Region 4 | | ANNUAL: | \$50,960 | \$30,720 | \$42,300 | \$46,700 | \$58,110 | \$71,500 |
| Employment: | 70 | HOURLY: | \$24.50 | \$14.77 | \$20.34 | \$22.45 | \$27.94 | \$34.38 |
| Region 5 | | ANNUAL: | \$53,150 | \$42,810 | \$42,810 | \$50,430 | \$59,810 | \$70,790 |
| Employment: | 130 | HOURLY: | \$25.55 | \$20.58 | \$20.58 | \$24.25 | \$28.75 | \$34.03 |
| Region 6 | | ANNUAL: | \$61,140 | \$33,880 | \$43,580 | \$61,300 | \$71,060 | \$86,370 |
| Employment: | 20 | HOURLY: | \$29.39 | \$16.29 | \$20.95 | \$29.47 | \$34.16 | \$41.52 |
| Region 7 | | ANNUAL: | \$62,340 | \$42,900 | \$43,580 | \$59,410 | \$63,570 | \$86,370 |
| Employment: | 40 | HOURLY: | \$29.97 | \$20.63 | \$20.95 | \$28.56 | \$30.56 | \$41.52 |
| Region 8 | | ANNUAL: | \$68,610 | \$43,580 | \$43,580 | \$61,090 | \$71,060 | \$130,140 |
| Employment: | 10 | HOURLY: | \$32.99 | \$20.95 | \$20.95 | \$29.37 | \$34.16 | \$62.57 |
| Bismarck, ND MetroSA | | ANNUAL: | \$62,230 | \$42,900 | \$42,900 | \$59,410 | \$62,400 | \$76,900 |
| Employment: | 40 | HOURLY: | \$29.92 | \$20.63 | \$20.63 | \$28.56 | \$30.00 | \$36.97 |
| Fargo, ND-MN MetroSA | | ANNUAL: | \$55,400 | \$42,810 | \$42,810 | \$53,080 | \$59,930 | \$75,120 |
| Employment: | 140 | HOURLY: | \$26.63 | \$20.58 | \$20.58 | \$25.52 | \$28.81 | \$36.12 |
| Grand Forks, ND-MN MetroSA | | ANNUAL: | \$51,310 | \$30,720 | \$42,310 | \$47,200 | \$58,110 | \$71,500 |
| Employment: | 70 | HOURLY: | \$24.67 | \$14.77 | \$20.34 | \$22.69 | \$27.94 | \$34.38 |
| West ND Nonmetro Area | | ANNUAL: | \$63,330 | \$43,580 | \$43,580 | \$60,980 | \$72,060 | \$85,180 |
| Employment: | 60 | HOURLY: | \$30.45 | \$20.95 | \$20.95 | \$29.32 | \$34.65 | \$40.95 |
| East ND Nonmetro Area | | ANNUAL: | \$54,350 | \$33,880 | \$33,880 | \$50,610 | \$68,010 | \$75,700 |
| Employment: | 50 | HOURLY: | \$26.13 | \$16.29 | \$16.29 | \$24.33 | \$32.70 | \$36.39 |

'N/A' indicates data or information cannot be released due to reliability, availability, or confidentiality restrictions. Since a portion of substate employment is not attributed to a region, substate areas will NOT add up to statewide totals. Rounding and the absence of suppressed data may also affect additivity.

| | | WAGE ESTIMATES | | | | | |
|---|----------------|-------------------|--------------------|--------------------|--------------------------------|--------------------|--------------------|
| | | Average (Mean) | 10th Percentile | 25th Percentile | 50th Percentile (Median) | 75th Percentile | 90th Percentile |
| 37-2011 Janitors and Cleaners, Except Maids and Housekeeping Cleaners | | | | | | | |
| Alternate Job Title(s): Industrial Plant Custodian; School Custodian; Window Washer | | | | | | | |
| Keep buildings in clean and orderly condition. Perform heavy cleaning duties, such as cleaning floors, shampooing rugs, washing walls and glass, and removing rubbish. Duties may include tending furnace and boiler, performing routine maintenance activities, notifying management of need for repairs, and cleaning snow or debris from sidewalk. | | | | | | | |
| North Dakota | ANNUAL: | \$35,400 | \$27,180 | \$30,280 | \$34,850 | \$37,510 | \$46,020 |
| Employment: 7,360 | HOURLY: | \$17.02 | \$13.07 | \$14.56 | \$16.75 | \$18.03 | \$22.13 |
| Region 1 | ANNUAL: | \$38,090 | \$29,120 | \$33,800 | \$36,030 | \$41,950 | \$48,120 |
| Employment: 460 | HOURLY: | \$18.31 | \$14.00 | \$16.25 | \$17.32 | \$20.17 | \$23.13 |
| Region 2 | ANNUAL: | \$38,340 | \$28,730 | \$31,910 | \$35,990 | \$43,100 | \$51,890 |
| Employment: 770 | HOURLY: | \$18.43 | \$13.81 | \$15.34 | \$17.30 | \$20.72 | \$24.95 |
| Region 3 | ANNUAL: | \$35,220 | \$23,320 | \$30,690 | \$34,580 | \$37,940 | \$47,060 |
| Employment: 300 | HOURLY: | \$16.93 | \$11.21 | \$14.76 | \$16.63 | \$18.24 | \$22.62 |
| Region 4 | ANNUAL: | \$34,350 | \$28,260 | \$29,700 | \$32,510 | \$36,830 | \$44,610 |
| Employment: 860 | HOURLY: | \$16.51 | \$13.59 | \$14.28 | \$15.63 | \$17.71 | \$21.44 |
| Region 5 | ANNUAL: | \$34,520 | \$26,680 | \$30,190 | \$33,530 | \$36,970 | \$42,900 |
| Employment: 2,600 | HOURLY: | \$16.60 | \$12.83 | \$14.52 | \$16.12 | \$17.78 | \$20.63 |
| Region 6 | ANNUAL: | \$34,350 | \$23,830 | \$30,090 | \$33,750 | \$36,910 | \$46,330 |
| Employment: 480 | HOURLY: | \$16.51 | \$11.46 | \$14.46 | \$16.22 | \$17.74 | \$22.27 |
| Region 7 | ANNUAL: | \$35,040 | \$26,650 | \$30,200 | \$34,710 | \$37,470 | \$43,970 |
| Employment: 1,520 | HOURLY: | \$16.84 | \$12.81 | \$14.52 | \$16.69 | \$18.02 | \$21.14 |
| Region 8 | ANNUAL: | \$37,790 | \$29,120 | \$32,200 | \$36,220 | \$42,280 | \$48,120 |
| Employment: 350 | HOURLY: | \$18.17 | \$14.00 | \$15.48 | \$17.41 | \$20.33 | \$23.14 |
| Bismarck, ND MetroSA | ANNUAL: | \$34,770 | \$26,640 | \$30,200 | \$34,270 | \$37,350 | \$43,410 |
| Employment: 1,340 | HOURLY: | \$16.72 | \$12.81 | \$14.52 | \$16.48 | \$17.96 | \$20.87 |
| Fargo, ND-MN MetroSA | ANNUAL: | \$34,870 | \$27,040 | \$30,240 | \$33,920 | \$36,970 | \$44,500 |
| Employment: 2,540 | HOURLY: | \$16.77 | \$13.00 | \$14.54 | \$16.31 | \$17.78 | \$21.40 |
| Grand Forks, ND-MN MetroSA | ANNUAL: | \$34,620 | \$28,630 | \$29,760 | \$32,710 | \$37,850 | \$44,430 |
| Employment: 890 | HOURLY: | \$16.64 | \$13.76 | \$14.31 | \$15.73 | \$18.20 | \$21.36 |
| West ND Nonmetro Area | ANNUAL: | \$38,050 | \$28,930 | \$32,180 | \$35,990 | \$42,900 | \$49,750 |
| Employment: 1,750 | HOURLY: | \$18.29 | \$13.91 | \$15.47 | \$17.30 | \$20.63 | \$23.92 |
| East ND Nonmetro Area | ANNUAL: | \$35,120 | \$23,310 | \$30,170 | \$34,680 | \$37,530 | \$46,800 |
| Employment: 1,250 | HOURLY: | \$16.89 | \$11.21 | \$14.51 | \$16.67 | \$18.04 | \$22.50 |

'N/A' indicates data or information cannot be released due to reliability, availability, or confidentiality restrictions. Since a portion of substate employment is not attributed to a region, substate areas will NOT add up to statewide totals. Rounding and the absence of suppressed data may also affect additivity.

| | | | WAGE ESTIMATES | | | | | |
|--|---------|----------|-------------------|--------------------|--------------------|--------------------------------|--------------------|--------------------|
| | | | Average (Mean) | 10th Percentile | 25th Percentile | 50th Percentile (Median) | 75th Percentile | 90th Percentile |
| 37-2012 Maids and Housekeeping Cleaners | | | | | | | | |
| Alternate Job Title(s): Chambermaid; House Cleaner; Housekeeping Staff | | | | | | | | |
| Perform any combination of light cleaning duties to maintain private households or commercial establishments, such as hotels and hospitals, in a clean and orderly manner. Duties may include making beds, replenishing linens, cleaning rooms and halls, and vacuuming. | | | | | | | | |
| North Dakota | ANNUAL: | \$30,100 | \$23,290 | \$27,710 | \$28,510 | \$32,070 | \$36,500 | |
| Employment: 2,750 | HOURLY: | \$14.47 | \$11.20 | \$13.32 | \$13.71 | \$15.42 | \$17.55 | |
| Region 1 | ANNUAL: | \$31,030 | \$22,870 | \$28,490 | \$28,940 | \$34,270 | \$40,220 | |
| Employment: 220 | HOURLY: | \$14.92 | \$11.00 | \$13.70 | \$13.92 | \$16.48 | \$19.34 | |
| Region 2 | ANNUAL: | \$29,780 | \$23,560 | \$27,830 | \$28,570 | \$30,020 | \$35,780 | |
| Employment: 330 | HOURLY: | \$14.31 | \$11.33 | \$13.38 | \$13.74 | \$14.43 | \$17.20 | |
| Region 3 | ANNUAL: | \$30,640 | \$24,140 | \$28,070 | \$29,180 | \$33,080 | \$36,500 | |
| Employment: 120 | HOURLY: | \$14.73 | \$11.61 | \$13.50 | \$14.03 | \$15.90 | \$17.55 | |
| Region 4 | ANNUAL: | \$29,780 | \$23,220 | \$27,480 | \$28,320 | \$33,160 | \$35,430 | |
| Employment: 310 | HOURLY: | \$14.32 | \$11.16 | \$13.21 | \$13.61 | \$15.94 | \$17.04 | |
| Region 5 | ANNUAL: | \$29,770 | \$23,200 | \$27,710 | \$28,340 | \$31,840 | \$35,990 | |
| Employment: 860 | HOURLY: | \$14.31 | \$11.15 | \$13.32 | \$13.62 | \$15.31 | \$17.30 | |
| Region 6 | ANNUAL: | \$29,440 | \$23,800 | \$27,190 | \$28,380 | \$30,720 | \$35,520 | |
| Employment: 180 | HOURLY: | \$14.15 | \$11.44 | \$13.07 | \$13.65 | \$14.77 | \$17.08 | |
| Region 7 | ANNUAL: | \$30,870 | \$23,520 | \$27,640 | \$28,730 | \$34,480 | \$39,660 | |
| Employment: 530 | HOURLY: | \$14.84 | \$11.31 | \$13.29 | \$13.81 | \$16.58 | \$19.07 | |
| Region 8 | ANNUAL: | \$29,820 | \$23,050 | \$28,230 | \$28,600 | \$29,840 | \$36,180 | |
| Employment: 190 | HOURLY: | \$14.33 | \$11.08 | \$13.57 | \$13.75 | \$14.35 | \$17.39 | |
| Bismarck, ND MetroSA | ANNUAL: | \$30,840 | \$23,610 | \$27,640 | \$28,480 | \$34,140 | \$39,660 | |
| Employment: 480 | HOURLY: | \$14.83 | \$11.35 | \$13.29 | \$13.69 | \$16.41 | \$19.07 | |
| Fargo, ND-MN MetroSA | ANNUAL: | \$29,810 | \$23,200 | \$27,710 | \$28,380 | \$31,920 | \$35,820 | |
| Employment: 850 | HOURLY: | \$14.33 | \$11.15 | \$13.32 | \$13.64 | \$15.35 | \$17.22 | |
| Grand Forks, ND-MN MetroSA | ANNUAL: | \$30,030 | \$23,280 | \$27,440 | \$28,320 | \$33,590 | \$37,440 | |
| Employment: 350 | HOURLY: | \$14.44 | \$11.19 | \$13.19 | \$13.61 | \$16.15 | \$18.00 | |
| West ND Nonmetro Area | ANNUAL: | \$30,210 | \$23,050 | \$28,060 | \$28,740 | \$31,870 | \$36,500 | |
| Employment: 790 | HOURLY: | \$14.53 | \$11.08 | \$13.49 | \$13.82 | \$15.32 | \$17.55 | |
| East ND Nonmetro Area | ANNUAL: | \$30,340 | \$24,060 | \$27,650 | \$28,650 | \$33,350 | \$36,500 | |
| Employment: 410 | HOURLY: | \$14.59 | \$11.57 | \$13.29 | \$13.77 | \$16.04 | \$17.55 | |

37-2019 Building Cleaning Workers, All Other**Alternate Job Title(s):** Building Pressure Washer; Chimney Sweeper

All building cleaning workers not listed separately.

| | | | | | | | | |
|-----------------|--|----------------|----------|----------|----------|----------|----------|----------|
| Region 2 | | ANNUAL: | \$47,350 | \$40,270 | \$40,270 | \$40,270 | \$51,070 | \$77,330 |
| Employment: N/A | | HOURLY: | \$22.76 | \$19.36 | \$19.36 | \$19.36 | \$24.55 | \$37.18 |

'N/A' indicates data or information cannot be released due to reliability, availability, or confidentiality restrictions. Since a portion of substate employment is not attributed to a region, substate areas will NOT add up to statewide totals. Rounding and the absence of suppressed data may also affect additivity.

| | | | WAGE ESTIMATES | | | | | |
|--|--|----------------|-------------------|--------------------|--------------------|--------------------------------|--------------------|--------------------|
| | | | Average (Mean) | 10th Percentile | 25th Percentile | 50th Percentile (Median) | 75th Percentile | 90th Percentile |
| 37-2021 Pest Control Workers | | | | | | | | |
| Alternate Job Title(s): Exterminator; Fumigator; Rodent Exterminator | | | | | | | | |
| Apply or release chemical solutions or toxic gases and set traps to kill or remove pests and vermin that infest buildings and surrounding areas. | | | | | | | | |
| Region 5 | | ANNUAL: | \$64,250 | \$31,300 | \$37,830 | \$59,750 | \$79,950 | \$100,590 |
| Employment: 40 | | HOURLY: | \$30.89 | \$15.05 | \$18.19 | \$28.72 | \$38.44 | \$48.36 |
| Grand Forks, ND-MN MetroSA | | ANNUAL: | \$43,970 | \$34,650 | \$35,290 | \$36,410 | \$49,290 | \$62,260 |
| Employment: 20 | | HOURLY: | \$21.14 | \$16.66 | \$16.97 | \$17.50 | \$23.70 | \$29.93 |

37-3011 Landscaping and Groundskeeping Workers**Alternate Job Title(s):** Greenskeeper; Hedge Trimmer; Lawn Caretaker; Shrub Planter

Landscape or maintain grounds of property using hand or power tools or equipment. Workers typically perform a variety of tasks, which may include any combination of the following: sod laying, mowing, trimming, planting, watering, fertilizing, digging, raking, sprinkler installation, and installation of mortarless segmental concrete masonry wall units. Excludes Farmworkers and Laborers, Crop, Nursery, and Greenhouse (45-2092).

| | | | | | | | | |
|-----------------------------------|--|---------|----------|----------|----------|----------|----------|----------|
| North Dakota | | ANNUAL: | \$38,620 | \$26,000 | \$29,850 | \$38,740 | \$45,160 | \$49,830 |
| Employment: 2,240 | | HOURLY: | \$18.57 | \$12.50 | \$14.35 | \$18.63 | \$21.71 | \$23.96 |
| Region 1 | | ANNUAL: | \$39,660 | \$28,670 | \$29,930 | \$38,790 | \$47,180 | \$49,830 |
| Employment: 170 | | HOURLY: | \$19.07 | \$13.78 | \$14.39 | \$18.65 | \$22.68 | \$23.96 |
| Region 2 | | ANNUAL: | \$38,720 | \$26,220 | \$29,810 | \$39,050 | \$47,180 | \$49,830 |
| Employment: 200 | | HOURLY: | \$18.62 | \$12.60 | \$14.33 | \$18.78 | \$22.68 | \$23.96 |
| Region 3 | | ANNUAL: | \$33,920 | \$22,200 | \$24,960 | \$29,880 | \$43,230 | \$47,180 |
| Employment: 130 | | HOURLY: | \$16.31 | \$10.67 | \$12.00 | \$14.36 | \$20.78 | \$22.68 |
| Region 4 | | ANNUAL: | \$39,270 | \$26,420 | \$31,170 | \$38,710 | \$45,230 | \$49,730 |
| Employment: 260 | | HOURLY: | \$18.88 | \$12.70 | \$14.99 | \$18.61 | \$21.74 | \$23.91 |
| Region 5 | | ANNUAL: | \$39,060 | \$28,220 | \$31,250 | \$38,820 | \$44,210 | \$49,840 |
| Employment: 860 | | HOURLY: | \$18.78 | \$13.57 | \$15.02 | \$18.66 | \$21.26 | \$23.96 |
| Region 6 | | ANNUAL: | \$34,440 | \$22,100 | \$25,580 | \$31,230 | \$42,900 | \$47,180 |
| Employment: 150 | | HOURLY: | \$16.56 | \$10.62 | \$12.30 | \$15.01 | \$20.63 | \$22.68 |
| Region 7 | | ANNUAL: | \$39,960 | \$28,280 | \$31,680 | \$39,580 | \$47,180 | \$56,820 |
| Employment: 390 | | HOURLY: | \$19.21 | \$13.60 | \$15.23 | \$19.03 | \$22.68 | \$27.32 |
| Region 8 | | ANNUAL: | \$37,690 | \$24,830 | \$28,240 | \$37,930 | \$45,160 | \$48,040 |
| Employment: 80 | | HOURLY: | \$18.12 | \$11.94 | \$13.58 | \$18.24 | \$21.71 | \$23.09 |
| Bismarck, ND MetroSA | | ANNUAL: | \$40,690 | \$29,410 | \$33,610 | \$39,580 | \$46,460 | \$58,840 |
| Employment: 310 | | HOURLY: | \$19.56 | \$14.14 | \$16.16 | \$19.03 | \$22.34 | \$28.29 |
| Fargo, ND-MN MetroSA | | ANNUAL: | \$40,100 | \$29,350 | \$32,090 | \$38,870 | \$46,460 | \$53,180 |
| Employment: 890 | | HOURLY: | \$19.28 | \$14.11 | \$15.43 | \$18.69 | \$22.34 | \$25.57 |
| Grand Forks, ND-MN MetroSA | | ANNUAL: | \$39,350 | \$27,670 | \$31,400 | \$38,610 | \$45,550 | \$50,570 |
| Employment: 270 | | HOURLY: | \$18.92 | \$13.30 | \$15.10 | \$18.56 | \$21.90 | \$24.31 |
| West ND Nonmetro Area | | ANNUAL: | \$38,590 | \$26,220 | \$29,850 | \$38,790 | \$47,180 | \$49,830 |
| Employment: 520 | | HOURLY: | \$18.55 | \$12.60 | \$14.35 | \$18.65 | \$22.68 | \$23.96 |
| East ND Nonmetro Area | | ANNUAL: | \$34,030 | \$22,170 | \$25,580 | \$29,850 | \$43,290 | \$47,180 |
| Employment: 430 | | HOURLY: | \$16.36 | \$10.66 | \$12.30 | \$14.35 | \$20.81 | \$22.68 |

'N/A' indicates data or information cannot be released due to reliability, availability, or confidentiality restrictions. Since a portion of substate employment is not attributed to a region, substate areas will NOT add up to statewide totals. Rounding and the absence of suppressed data may also affect additivity.

| | | | WAGE ESTIMATES | | | | | |
|---|-----|---------|-------------------|--------------------|--------------------|--------------------------------|--------------------|--------------------|
| | | | Average (Mean) | 10th Percentile | 25th Percentile | 50th Percentile (Median) | 75th Percentile | 90th Percentile |
| 37-3012 Pesticide Handlers, Sprayers, and Applicators, Vegetation | | | | | | | | |
| Alternate Job Title(s): Fruit Sprayer; Weed Sprayer | | | | | | | | |
| Mix or apply pesticides, herbicides, fungicides, or insecticides through sprays, dusts, vapors, soil incorporation, or chemical application on trees, shrubs, lawns, or crops. Usually requires specific training and state or federal certification. Crop dusters are included in Commercial Pilots (53-2012). | | | | | | | | |
| North Dakota | | ANNUAL: | \$45,170 | \$32,300 | \$39,750 | \$45,760 | \$49,550 | \$60,380 |
| Employment: | 320 | HOURLY: | \$21.72 | \$15.53 | \$19.11 | \$22.00 | \$23.82 | \$29.03 |
| Region 1 | | ANNUAL: | \$47,950 | \$37,710 | \$45,760 | \$47,350 | \$49,630 | \$51,190 |
| Employment: | 40 | HOURLY: | \$23.05 | \$18.13 | \$22.00 | \$22.76 | \$23.86 | \$24.61 |
| Region 2 | | ANNUAL: | \$45,470 | \$24,710 | \$39,970 | \$46,470 | \$49,280 | \$50,530 |
| Employment: | 40 | HOURLY: | \$21.86 | \$11.88 | \$19.21 | \$22.34 | \$23.69 | \$24.29 |
| Region 3 | | ANNUAL: | \$46,840 | \$37,710 | \$41,450 | \$45,300 | \$54,680 | \$60,440 |
| Employment: | 20 | HOURLY: | \$22.52 | \$18.13 | \$19.93 | \$21.78 | \$26.29 | \$29.06 |
| Region 4 | | ANNUAL: | \$49,830 | \$39,680 | \$40,380 | \$46,150 | \$56,360 | \$62,340 |
| Employment: | 30 | HOURLY: | \$23.96 | \$19.08 | \$19.41 | \$22.19 | \$27.09 | \$29.97 |
| Region 5 | | ANNUAL: | \$40,310 | \$32,300 | \$32,300 | \$40,770 | \$42,710 | \$51,650 |
| Employment: | 100 | HOURLY: | \$19.38 | \$15.53 | \$15.53 | \$19.60 | \$20.53 | \$24.83 |
| Region 6 | | ANNUAL: | \$48,220 | \$41,450 | \$41,600 | \$46,150 | \$54,680 | \$62,490 |
| Employment: | 40 | HOURLY: | \$23.18 | \$19.93 | \$20.00 | \$22.19 | \$26.29 | \$30.04 |
| Region 7 | | ANNUAL: | \$45,930 | \$37,130 | \$39,970 | \$46,610 | \$49,280 | \$63,870 |
| Employment: | 30 | HOURLY: | \$22.08 | \$17.85 | \$19.21 | \$22.41 | \$23.69 | \$30.70 |
| Region 8 | | ANNUAL: | \$47,750 | \$38,970 | \$45,760 | \$48,300 | \$50,270 | \$54,010 |
| Employment: | 20 | HOURLY: | \$22.96 | \$18.74 | \$22.00 | \$23.22 | \$24.17 | \$25.97 |
| Bismarck, ND MetroSA | | ANNUAL: | \$48,240 | \$37,130 | \$40,950 | \$46,610 | \$55,160 | \$64,160 |
| Employment: | 20 | HOURLY: | \$23.19 | \$17.85 | \$19.69 | \$22.41 | \$26.52 | \$30.85 |
| Fargo, ND-MN MetroSA | | ANNUAL: | \$40,060 | \$32,300 | \$32,300 | \$40,860 | \$46,510 | \$50,550 |
| Employment: | 100 | HOURLY: | \$19.26 | \$15.53 | \$15.53 | \$19.65 | \$22.36 | \$24.30 |
| Grand Forks, ND-MN MetroSA | | ANNUAL: | \$45,050 | \$37,100 | \$38,700 | \$45,960 | \$47,840 | \$56,360 |
| Employment: | 30 | HOURLY: | \$21.66 | \$17.84 | \$18.61 | \$22.10 | \$23.00 | \$27.09 |
| West ND Nonmetro Area | | ANNUAL: | \$46,470 | \$37,710 | \$45,230 | \$46,500 | \$49,530 | \$54,010 |
| Employment: | 110 | HOURLY: | \$22.34 | \$18.13 | \$21.75 | \$22.36 | \$23.81 | \$25.97 |
| East ND Nonmetro Area | | ANNUAL: | \$48,440 | \$39,440 | \$41,600 | \$46,500 | \$54,680 | \$60,900 |
| Employment: | 90 | HOURLY: | \$23.29 | \$18.96 | \$20.00 | \$22.36 | \$26.29 | \$29.28 |

'N/A' indicates data or information cannot be released due to reliability, availability, or confidentiality restrictions. Since a portion of substate employment is not attributed to a region, substate areas will NOT add up to statewide totals. Rounding and the absence of suppressed data may also affect additivity.

| | | | WAGE ESTIMATES | | | | | |
|--|----|----------------|-------------------|--------------------|--------------------|--------------------------------|--------------------|--------------------|
| | | | Average (Mean) | 10th Percentile | 25th Percentile | 50th Percentile (Median) | 75th Percentile | 90th Percentile |
| 37-3013 Tree Trimmers and Pruners | | | | | | | | |
| Alternate Job Title(s): Tree Specialist; Tree Surgeon; Utility Arborist | | | | | | | | |
| Using sophisticated climbing and rigging techniques, cut away dead or excess branches from trees or shrubs to maintain right-of-way for roads, sidewalks, or utilities, or to improve appearance, health, and value of tree. Prune or treat trees or shrubs using handsaws, hand pruners, clippers, and power pruners. Works off the ground in the tree canopy and may use truck-mounted lifts. Excludes workers who primarily perform duties of Landscaping and Groundskeeping Workers (37-3011) and Pesticide Handlers, Sprayers, and Applicators, Vegetation (37-3012). | | | | | | | | |
| North Dakota | | ANNUAL: | \$57,940 | \$42,020 | \$42,920 | \$48,450 | \$73,710 | \$87,490 |
| Employment: | 50 | HOURLY: | \$27.85 | \$20.20 | \$20.64 | \$23.29 | \$35.44 | \$42.06 |
| Region 5 | | ANNUAL: | \$60,750 | \$46,530 | \$48,450 | \$54,370 | \$73,710 | \$85,950 |
| Employment: | 10 | HOURLY: | \$29.21 | \$22.37 | \$23.29 | \$26.14 | \$35.44 | \$41.32 |
| Fargo, ND-MN MetroSA | | ANNUAL: | \$59,500 | \$46,530 | \$48,450 | \$54,370 | \$73,710 | \$73,710 |
| Employment: | 10 | HOURLY: | \$28.60 | \$22.37 | \$23.29 | \$26.14 | \$35.44 | \$35.44 |

37-3019 Grounds Maintenance Workers, All Other**Alternate Job Title(s):** Trailhead Maintenance Worker; Tree Trimmer Helper

All grounds maintenance workers not listed separately.

| | | | | | | | | |
|-----------------------------------|----|---------|----------|----------|----------|----------|----------|----------|
| North Dakota | | ANNUAL: | \$47,210 | \$30,530 | \$44,310 | \$45,110 | \$47,370 | \$65,810 |
| Employment: | 90 | HOURLY: | \$22.70 | \$14.68 | \$21.30 | \$21.69 | \$22.77 | \$31.64 |
| Region 4 | | ANNUAL: | \$41,820 | \$27,440 | \$30,530 | \$40,880 | \$46,710 | \$56,930 |
| Employment: | 20 | HOURLY: | \$20.11 | \$13.19 | \$14.68 | \$19.65 | \$22.46 | \$27.37 |
| Region 5 | | ANNUAL: | \$46,110 | \$27,760 | \$44,310 | \$44,310 | \$44,320 | \$73,240 |
| Employment: | 20 | HOURLY: | \$22.17 | \$13.34 | \$21.30 | \$21.30 | \$21.31 | \$35.21 |
| Region 7 | | ANNUAL: | \$49,820 | \$41,450 | \$44,410 | \$44,420 | \$57,730 | \$65,810 |
| Employment: | 30 | HOURLY: | \$23.95 | \$19.93 | \$21.35 | \$21.35 | \$27.76 | \$31.64 |
| Bismarck, ND MetroSA | | ANNUAL: | \$49,820 | \$41,450 | \$44,410 | \$44,420 | \$57,730 | \$65,810 |
| Employment: | 30 | HOURLY: | \$23.95 | \$19.93 | \$21.35 | \$21.35 | \$27.76 | \$31.64 |
| Fargo, ND-MN MetroSA | | ANNUAL: | \$46,110 | \$27,760 | \$44,310 | \$44,310 | \$44,320 | \$73,240 |
| Employment: | 20 | HOURLY: | \$22.17 | \$13.34 | \$21.30 | \$21.31 | \$21.31 | \$35.21 |
| Grand Forks, ND-MN MetroSA | | ANNUAL: | \$40,970 | \$27,440 | \$30,530 | \$40,870 | \$46,710 | \$56,930 |
| Employment: | 20 | HOURLY: | \$19.70 | \$13.19 | \$14.68 | \$19.65 | \$22.46 | \$27.37 |
| West ND Nonmetro Area | | ANNUAL: | \$50,370 | \$41,060 | \$45,110 | \$45,120 | \$58,640 | \$73,240 |
| Employment: | 20 | HOURLY: | \$24.22 | \$19.74 | \$21.69 | \$21.69 | \$28.19 | \$35.21 |

'N/A' indicates data or information cannot be released due to reliability, availability, or confidentiality restrictions. Since a portion of substate employment is not attributed to a region, substate areas will NOT add up to statewide totals. Rounding and the absence of suppressed data may also affect additivity.

| | | WAGE ESTIMATES | | | | | |
|--|---------|-------------------|--------------------|--------------------|--------------------------------|--------------------|--------------------|
| | | Average (Mean) | 10th Percentile | 25th Percentile | 50th Percentile (Median) | 75th Percentile | 90th Percentile |
| 39-0000 Personal Care and Service Occupations | | | | | | | |
| Alternate Job Title(s): N/A | | | | | | | |
| North Dakota Employment: 11,880 | ANNUAL: | \$32,890 | \$22,010 | \$24,960 | \$28,910 | \$36,910 | \$47,810 |
| | HOURLY: | \$15.81 | \$10.58 | \$12.00 | \$13.90 | \$17.75 | \$22.99 |
| Region 1 Employment: 640 | ANNUAL: | \$33,170 | \$22,320 | \$26,300 | \$28,780 | \$38,780 | \$47,600 |
| | HOURLY: | \$15.95 | \$10.73 | \$12.64 | \$13.84 | \$18.64 | \$22.89 |
| Region 2 Employment: 1,210 | ANNUAL: | \$34,530 | \$21,920 | \$24,960 | \$31,200 | \$39,680 | \$50,620 |
| | HOURLY: | \$16.60 | \$10.54 | \$12.00 | \$15.00 | \$19.08 | \$24.34 |
| Region 3 Employment: 530 | ANNUAL: | \$31,850 | \$21,360 | \$23,480 | \$29,070 | \$36,430 | \$46,400 |
| | HOURLY: | \$15.31 | \$10.27 | \$11.29 | \$13.98 | \$17.51 | \$22.31 |
| Region 4 Employment: 1,290 | ANNUAL: | \$33,600 | \$21,990 | \$23,930 | \$28,620 | \$37,320 | \$53,230 |
| | HOURLY: | \$16.15 | \$10.57 | \$11.51 | \$13.76 | \$17.94 | \$25.59 |
| Region 5 Employment: 4,120 | ANNUAL: | \$32,590 | \$22,730 | \$25,970 | \$28,540 | \$36,380 | \$46,930 |
| | HOURLY: | \$15.67 | \$10.93 | \$12.49 | \$13.72 | \$17.49 | \$22.56 |
| Region 6 Employment: 740 | ANNUAL: | \$32,010 | \$21,370 | \$22,880 | \$28,740 | \$36,910 | \$46,440 |
| | HOURLY: | \$15.39 | \$10.27 | \$11.00 | \$13.82 | \$17.75 | \$22.33 |
| Region 7 Employment: 2,660 | ANNUAL: | \$32,510 | \$22,130 | \$24,910 | \$28,760 | \$35,980 | \$47,190 |
| | HOURLY: | \$15.63 | \$10.64 | \$11.97 | \$13.83 | \$17.30 | \$22.69 |
| Region 8 Employment: 660 | ANNUAL: | \$33,070 | \$19,770 | \$23,040 | \$30,640 | \$37,790 | \$47,600 |
| | HOURLY: | \$15.90 | \$9.51 | \$11.08 | \$14.73 | \$18.17 | \$22.88 |
| Bismarck, ND MetroSA Employment: 2,410 | ANNUAL: | \$32,560 | \$22,200 | \$24,910 | \$28,670 | \$35,980 | \$47,320 |
| | HOURLY: | \$15.66 | \$10.67 | \$11.97 | \$13.79 | \$17.30 | \$22.75 |
| Fargo, ND-MN MetroSA Employment: 4,190 | ANNUAL: | \$33,260 | \$23,140 | \$26,080 | \$28,730 | \$36,850 | \$47,810 |
| | HOURLY: | \$15.99 | \$11.13 | \$12.54 | \$13.81 | \$17.71 | \$22.99 |
| Grand Forks, ND-MN MetroSA Employment: 1,320 | ANNUAL: | \$33,530 | \$22,470 | \$23,600 | \$28,350 | \$37,320 | \$53,120 |
| | HOURLY: | \$16.12 | \$10.80 | \$11.34 | \$13.63 | \$17.94 | \$25.54 |
| West ND Nonmetro Area Employment: 2,760 | ANNUAL: | \$33,640 | \$21,430 | \$24,960 | \$30,540 | \$38,310 | \$48,480 |
| | HOURLY: | \$16.17 | \$10.30 | \$12.00 | \$14.68 | \$18.42 | \$23.31 |
| East ND Nonmetro Area Employment: 1,880 | ANNUAL: | \$31,740 | \$21,360 | \$22,920 | \$28,740 | \$36,430 | \$46,440 |
| | HOURLY: | \$15.26 | \$10.27 | \$11.02 | \$13.82 | \$17.51 | \$22.33 |

'N/A' indicates data or information cannot be released due to reliability, availability, or confidentiality restrictions. Since a portion of substate employment is not attributed to a region, substate areas will NOT add up to statewide totals. Rounding and the absence of suppressed data may also affect additivity.

| | WAGE ESTIMATES | | | | | |
|--|-------------------|--------------------|--------------------|--------------------------------|--------------------|--------------------|
| | Average (Mean) | 10th Percentile | 25th Percentile | 50th Percentile (Median) | 75th Percentile | 90th Percentile |

39-1013 First-Line Supervisors of Gambling Services Workers

Alternate Job Title(s): Cardroom Supervisor; Casino Slot Supervisor; Electronic Gambling Device Supervisor; Pit Boss; Slot Key Person; Table Games Supervisor

Directly supervise and coordinate activities of workers in assigned gambling areas. May circulate among tables, observe operations, and ensure that stations and games are covered for each shift. May verify and pay off jackpots. May reset slot machines after payoffs and make repairs or adjustments to slot machines or recommend removal of slot machines for repair. May plan and organize activities and services for guests in hotels/casinos.

| | | | | | | | | |
|-----------------------------------|--|----------------|----------|----------|----------|----------|----------|----------|
| North Dakota | | ANNUAL: | \$43,990 | \$21,460 | \$23,980 | \$41,330 | \$57,560 | \$70,240 |
| Employment: 140 | | HOURLY: | \$21.15 | \$10.32 | \$11.53 | \$19.87 | \$27.67 | \$33.77 |
| Region 2 | | ANNUAL: | \$40,540 | \$19,740 | \$22,070 | \$36,400 | \$52,010 | \$74,230 |
| Employment: 20 | | HOURLY: | \$19.49 | \$9.49 | \$10.61 | \$17.50 | \$25.01 | \$35.69 |
| Region 4 | | ANNUAL: | \$39,680 | \$21,420 | \$21,860 | \$36,490 | \$47,780 | \$70,240 |
| Employment: 20 | | HOURLY: | \$19.08 | \$10.30 | \$10.51 | \$17.54 | \$22.97 | \$33.77 |
| Region 5 | | ANNUAL: | \$43,670 | \$21,680 | \$29,520 | \$38,710 | \$56,610 | \$67,210 |
| Employment: 40 | | HOURLY: | \$21.00 | \$10.42 | \$14.19 | \$18.61 | \$27.22 | \$32.31 |
| Region 7 | | ANNUAL: | \$48,010 | \$21,730 | \$35,010 | \$50,560 | \$63,380 | \$72,760 |
| Employment: 20 | | HOURLY: | \$23.08 | \$10.45 | \$16.83 | \$24.31 | \$30.47 | \$34.98 |
| Bismarck, ND MetroSA | | ANNUAL: | \$48,630 | \$21,730 | \$35,010 | \$50,560 | \$63,540 | \$72,760 |
| Employment: 20 | | HOURLY: | \$23.38 | \$10.45 | \$16.83 | \$24.31 | \$30.55 | \$34.98 |
| Fargo, ND-MN MetroSA | | ANNUAL: | \$43,020 | \$21,680 | \$29,520 | \$37,750 | \$56,610 | \$66,340 |
| Employment: 40 | | HOURLY: | \$20.68 | \$10.42 | \$14.19 | \$18.15 | \$27.22 | \$31.89 |
| Grand Forks, ND-MN MetroSA | | ANNUAL: | \$40,230 | \$21,420 | \$21,860 | \$36,490 | \$47,780 | \$70,240 |
| Employment: 30 | | HOURLY: | \$19.34 | \$10.30 | \$10.51 | \$17.54 | \$22.97 | \$33.77 |
| West ND Nonmetro Area | | ANNUAL: | \$41,510 | \$19,740 | \$22,570 | \$36,770 | \$52,010 | \$65,000 |
| Employment: 40 | | HOURLY: | \$19.96 | \$9.49 | \$10.85 | \$17.68 | \$25.01 | \$31.25 |
| East ND Nonmetro Area | | ANNUAL: | \$47,520 | \$21,520 | \$23,980 | \$52,130 | \$62,640 | \$73,530 |
| Employment: 20 | | HOURLY: | \$22.85 | \$10.35 | \$11.53 | \$25.06 | \$30.12 | \$35.35 |

'N/A' indicates data or information cannot be released due to reliability, availability, or confidentiality restrictions. Since a portion of substate employment is not attributed to a region, substate areas will NOT add up to statewide totals. Rounding and the absence of suppressed data may also affect additivity.

| | | | WAGE ESTIMATES | | | | | |
|---|-----|---------|-------------------|--------------------|--------------------|--------------------------------|--------------------|--------------------|
| | | | Average (Mean) | 10th Percentile | 25th Percentile | 50th Percentile (Median) | 75th Percentile | 90th Percentile |
| 39-1014 First-Line Supervisors of Entertainment and Recreation Workers, Except Gambling Services | | | | | | | | |
| Alternate Job Title(s): Arcade Supervisor; Caddy Master; Recreation Attendant Supervisor | | | | | | | | |
| Directly supervise and coordinate activities of entertainment and recreation related workers. | | | | | | | | |
| North Dakota | | ANNUAL: | \$48,600 | \$36,340 | \$36,920 | \$46,440 | \$55,240 | \$68,790 |
| Employment: | 160 | HOURLY: | \$23.37 | \$17.47 | \$17.75 | \$22.33 | \$26.56 | \$33.07 |
| Region 4 | | ANNUAL: | \$49,700 | \$36,910 | \$39,730 | \$46,440 | \$59,690 | \$69,380 |
| Employment: | 20 | HOURLY: | \$23.89 | \$17.75 | \$19.10 | \$22.33 | \$28.70 | \$33.36 |
| Region 5 | | ANNUAL: | \$46,240 | \$32,140 | \$36,910 | \$44,850 | \$55,050 | \$60,080 |
| Employment: | 50 | HOURLY: | \$22.23 | \$15.45 | \$17.75 | \$21.56 | \$26.46 | \$28.88 |
| Region 6 | | ANNUAL: | \$45,040 | \$36,910 | \$36,920 | \$46,440 | \$50,470 | \$55,240 |
| Employment: | 10 | HOURLY: | \$21.65 | \$17.75 | \$17.75 | \$22.33 | \$24.26 | \$26.56 |
| Region 7 | | ANNUAL: | \$53,900 | \$35,980 | \$44,470 | \$55,240 | \$63,870 | \$74,990 |
| Employment: | 30 | HOURLY: | \$25.92 | \$17.30 | \$21.38 | \$26.56 | \$30.71 | \$36.05 |
| Bismarck, ND MetroSA | | ANNUAL: | \$54,720 | \$36,140 | \$44,940 | \$58,320 | \$63,870 | \$74,990 |
| Employment: | 30 | HOURLY: | \$26.31 | \$17.37 | \$21.61 | \$28.04 | \$30.71 | \$36.06 |
| Fargo, ND-MN MetroSA | | ANNUAL: | \$46,390 | \$32,140 | \$36,990 | \$44,840 | \$52,490 | \$61,310 |
| Employment: | 40 | HOURLY: | \$22.30 | \$15.45 | \$17.78 | \$21.56 | \$25.24 | \$29.48 |
| Grand Forks, ND-MN MetroSA | | ANNUAL: | \$52,180 | \$31,760 | \$39,880 | \$47,650 | \$64,980 | \$69,380 |
| Employment: | 20 | HOURLY: | \$25.09 | \$15.27 | \$19.17 | \$22.91 | \$31.24 | \$33.36 |
| West ND Nonmetro Area | | ANNUAL: | \$49,710 | \$36,910 | \$37,060 | \$46,440 | \$55,240 | \$76,180 |
| Employment: | 30 | HOURLY: | \$23.90 | \$17.75 | \$17.82 | \$22.33 | \$26.56 | \$36.62 |
| East ND Nonmetro Area | | ANNUAL: | \$44,810 | \$36,910 | \$36,910 | \$46,440 | \$51,530 | \$55,240 |
| Employment: | 40 | HOURLY: | \$21.54 | \$17.75 | \$17.75 | \$22.33 | \$24.77 | \$26.56 |

'N/A' indicates data or information cannot be released due to reliability, availability, or confidentiality restrictions. Since a portion of substate employment is not attributed to a region, substate areas will NOT add up to statewide totals. Rounding and the absence of suppressed data may also affect additivity.

| | | | WAGE ESTIMATES | | | | | |
|---|-----|---------|-------------------|--------------------|--------------------|--------------------------------|--------------------|--------------------|
| | | | Average (Mean) | 10th Percentile | 25th Percentile | 50th Percentile (Median) | 75th Percentile | 90th Percentile |
| 39-1022 First-Line Supervisors of Personal Service Workers | | | | | | | | |
| Alternate Job Title(s): Animal Trainer Supervisor; Child Care Worker Supervisor; Hair Salon Supervisor | | | | | | | | |
| Supervise and coordinate activities of personal service workers. | | | | | | | | |
| North Dakota | | ANNUAL: | \$42,960 | \$26,280 | \$35,360 | \$38,480 | \$50,230 | \$59,990 |
| Employment: | 350 | HOURLY: | \$20.66 | \$12.64 | \$17.00 | \$18.50 | \$24.15 | \$28.84 |
| Region 1 | | ANNUAL: | \$37,160 | \$21,790 | \$28,730 | \$37,090 | \$49,680 | \$52,100 |
| Employment: | 10 | HOURLY: | \$17.87 | \$10.48 | \$13.81 | \$17.83 | \$23.89 | \$25.05 |
| Region 2 | | ANNUAL: | \$43,590 | \$25,940 | \$31,520 | \$37,130 | \$51,550 | \$70,710 |
| Employment: | 30 | HOURLY: | \$20.95 | \$12.47 | \$15.15 | \$17.85 | \$24.78 | \$34.00 |
| Region 3 | | ANNUAL: | \$38,770 | \$20,930 | \$26,280 | \$38,310 | \$50,260 | \$59,420 |
| Employment: | 10 | HOURLY: | \$18.64 | \$10.06 | \$12.63 | \$18.42 | \$24.16 | \$28.57 |
| Region 4 | | ANNUAL: | \$45,030 | \$27,590 | \$36,140 | \$38,690 | \$56,260 | \$70,910 |
| Employment: | 40 | HOURLY: | \$21.65 | \$13.27 | \$17.38 | \$18.60 | \$27.05 | \$34.09 |
| Region 5 | | ANNUAL: | \$43,830 | \$29,810 | \$36,110 | \$38,500 | \$48,260 | \$59,890 |
| Employment: | 130 | HOURLY: | \$21.07 | \$14.33 | \$17.36 | \$18.51 | \$23.20 | \$28.80 |
| Region 6 | | ANNUAL: | \$41,580 | \$31,520 | \$36,850 | \$39,170 | \$49,140 | \$56,020 |
| Employment: | 20 | HOURLY: | \$19.99 | \$15.15 | \$17.72 | \$18.83 | \$23.63 | \$26.93 |
| Region 7 | | ANNUAL: | \$41,990 | \$25,880 | \$35,330 | \$36,930 | \$50,020 | \$59,050 |
| Employment: | 80 | HOURLY: | \$20.19 | \$12.44 | \$16.99 | \$17.75 | \$24.05 | \$28.39 |
| Region 8 | | ANNUAL: | \$44,360 | \$28,730 | \$36,850 | \$39,840 | \$52,000 | \$59,990 |
| Employment: | 10 | HOURLY: | \$21.33 | \$13.81 | \$17.72 | \$19.15 | \$25.00 | \$28.84 |
| Bismarck, ND MetroSA | | ANNUAL: | \$43,010 | \$26,130 | \$35,360 | \$38,070 | \$53,410 | \$59,050 |
| Employment: | 70 | HOURLY: | \$20.68 | \$12.56 | \$17.00 | \$18.30 | \$25.68 | \$28.39 |
| Fargo, ND-MN MetroSA | | ANNUAL: | \$43,450 | \$30,440 | \$35,910 | \$38,480 | \$48,080 | \$58,920 |
| Employment: | 150 | HOURLY: | \$20.89 | \$14.64 | \$17.26 | \$18.50 | \$23.11 | \$28.33 |
| Grand Forks, ND-MN MetroSA | | ANNUAL: | \$44,910 | \$27,600 | \$36,140 | \$38,560 | \$51,990 | \$70,910 |
| Employment: | 50 | HOURLY: | \$21.59 | \$13.27 | \$17.38 | \$18.54 | \$24.99 | \$34.09 |
| West ND Nonmetro Area | | ANNUAL: | \$41,140 | \$25,870 | \$31,520 | \$37,130 | \$51,550 | \$60,040 |
| Employment: | 70 | HOURLY: | \$19.78 | \$12.44 | \$15.15 | \$17.85 | \$24.78 | \$28.86 |
| East ND Nonmetro Area | | ANNUAL: | \$41,670 | \$26,280 | \$36,160 | \$39,170 | \$49,980 | \$59,410 |
| Employment: | 50 | HOURLY: | \$20.03 | \$12.64 | \$17.39 | \$18.83 | \$24.03 | \$28.56 |

39-2011 Animal Trainers**Alternate Job Title(s):** Guide Dog Trainer; Horse Breaker; Marine Mammal Trainer

Train animals for riding, harness, security, performance, or obedience, or for assisting persons with disabilities. Accustom animals to human voice and contact, and condition animals to respond to commands. Train animals according to prescribed standards for show or competition. May train animals to carry pack loads or work as part of pack team.

| | | | | | | | | |
|------------------------------|----|---------|----------|----------|----------|----------|----------|----------|
| North Dakota | | ANNUAL: | \$39,590 | \$27,090 | \$29,910 | \$32,190 | \$56,280 | \$61,980 |
| Employment: | 40 | HOURLY: | \$19.04 | \$13.02 | \$14.38 | \$15.47 | \$27.06 | \$29.80 |
| Region 5 | | ANNUAL: | \$42,290 | \$27,090 | \$29,910 | \$35,190 | \$56,280 | \$56,280 |
| Employment: | 10 | HOURLY: | \$20.33 | \$13.02 | \$14.38 | \$16.92 | \$27.06 | \$27.06 |
| East ND Nonmetro Area | | ANNUAL: | \$38,480 | \$30,450 | \$30,450 | \$30,450 | \$36,020 | \$61,980 |
| Employment: | 10 | HOURLY: | \$18.50 | \$14.64 | \$14.64 | \$14.64 | \$17.32 | \$29.80 |

'N/A' indicates data or information cannot be released due to reliability, availability, or confidentiality restrictions. Since a portion of substate employment is not attributed to a region, substate areas will NOT add up to statewide totals. Rounding and the absence of suppressed data may also affect additivity.

| | | | WAGE ESTIMATES | | | | | |
|---|-----|----------------|-------------------|--------------------|--------------------|--------------------------------|--------------------|--------------------|
| | | | Average (Mean) | 10th Percentile | 25th Percentile | 50th Percentile (Median) | 75th Percentile | 90th Percentile |
| 39-2021 Animal Caretakers | | | | | | | | |
| Alternate Job Title(s): Animal Shelter Worker; Dog Groomer; Kennel Worker; Zookeeper | | | | | | | | |
| Feed, water, groom, bathe, exercise, or otherwise provide care to promote and maintain the well-being of pets and other animals that are not raised for consumption, such as dogs, cats, race horses, ornamental fish or birds, zoo animals, and mice. Work in settings such as kennels, animal shelters, zoos, circuses, and aquariums. May keep records of feedings, treatments, and animals received or discharged. May clean, disinfect, and repair cages, pens, or fish tanks. Excludes Veterinary Assistants and Laboratory Animal Caretakers (31-9096) and Farmworkers, Farm, Ranch, and Aquacultural Animals (45-2093). | | | | | | | | |
| North Dakota | | ANNUAL: | \$28,970 | \$22,700 | \$24,390 | \$28,120 | \$29,630 | \$36,700 |
| Employment: | 560 | HOURLY: | \$13.93 | \$10.91 | \$11.73 | \$13.52 | \$14.24 | \$17.65 |
| Region 1 | | ANNUAL: | \$28,040 | \$17,150 | \$24,020 | \$27,810 | \$29,010 | \$35,220 |
| Employment: | 20 | HOURLY: | \$13.48 | \$8.25 | \$11.55 | \$13.37 | \$13.95 | \$16.93 |
| Region 2 | | ANNUAL: | \$33,420 | \$19,940 | \$24,760 | \$27,820 | \$33,850 | \$45,770 |
| Employment: | 40 | HOURLY: | \$16.07 | \$9.59 | \$11.91 | \$13.37 | \$16.27 | \$22.01 |
| Region 4 | | ANNUAL: | \$28,140 | \$23,070 | \$25,000 | \$28,240 | \$28,590 | \$33,280 |
| Employment: | 90 | HOURLY: | \$13.53 | \$11.09 | \$12.02 | \$13.58 | \$13.75 | \$16.00 |
| Region 5 | | ANNUAL: | \$29,080 | \$22,070 | \$25,060 | \$28,460 | \$30,300 | \$36,850 |
| Employment: | 230 | HOURLY: | \$13.98 | \$10.61 | \$12.05 | \$13.68 | \$14.57 | \$17.71 |
| Region 6 | | ANNUAL: | \$30,520 | \$24,660 | \$25,060 | \$27,880 | \$32,850 | \$42,730 |
| Employment: | 30 | HOURLY: | \$14.67 | \$11.86 | \$12.05 | \$13.40 | \$15.80 | \$20.54 |
| Region 7 | | ANNUAL: | \$27,680 | \$22,770 | \$23,580 | \$27,400 | \$28,690 | \$34,440 |
| Employment: | 120 | HOURLY: | \$13.31 | \$10.95 | \$11.34 | \$13.17 | \$13.79 | \$16.56 |
| Region 8 | | ANNUAL: | \$30,580 | \$17,150 | \$25,060 | \$32,160 | \$32,810 | \$45,820 |
| Employment: | 10 | HOURLY: | \$14.70 | \$8.25 | \$12.05 | \$15.46 | \$15.78 | \$22.03 |
| Bismarck, ND MetroSA | | ANNUAL: | \$27,610 | \$22,770 | \$23,590 | \$27,370 | \$28,690 | \$34,440 |
| Employment: | 120 | HOURLY: | \$13.28 | \$10.95 | \$11.34 | \$13.16 | \$13.79 | \$16.56 |
| Fargo, ND-MN MetroSA | | ANNUAL: | \$30,320 | \$22,290 | \$27,010 | \$28,610 | \$33,690 | \$36,990 |
| Employment: | 280 | HOURLY: | \$14.58 | \$10.72 | \$12.99 | \$13.76 | \$16.20 | \$17.78 |
| Grand Forks, ND-MN MetroSA | | ANNUAL: | \$27,840 | \$23,070 | \$23,600 | \$28,240 | \$28,590 | \$33,280 |
| Employment: | 90 | HOURLY: | \$13.39 | \$11.09 | \$11.34 | \$13.58 | \$13.75 | \$16.00 |
| West ND Nonmetro Area | | ANNUAL: | \$31,070 | \$18,620 | \$24,660 | \$27,870 | \$32,810 | \$42,220 |
| Employment: | 80 | HOURLY: | \$14.94 | \$8.95 | \$11.86 | \$13.40 | \$15.78 | \$20.30 |
| East ND Nonmetro Area | | ANNUAL: | \$29,790 | \$24,660 | \$25,060 | \$26,970 | \$30,070 | \$45,820 |
| Employment: | 70 | HOURLY: | \$14.32 | \$11.86 | \$12.05 | \$12.97 | \$14.46 | \$22.03 |

'N/A' indicates data or information cannot be released due to reliability, availability, or confidentiality restrictions. Since a portion of substate employment is not attributed to a region, substate areas will NOT add up to statewide totals. Rounding and the absence of suppressed data may also affect additivity.

| | | | WAGE ESTIMATES | | | | | |
|--|---------|--|-------------------|--------------------|--------------------|--------------------------------|--------------------|--------------------|
| | | | Average (Mean) | 10th Percentile | 25th Percentile | 50th Percentile (Median) | 75th Percentile | 90th Percentile |
| 39-3011 Gambling Dealers | | | | | | | | |
| Alternate Job Title(s): Blackjack Dealer; Craps Dealer; Poker Dealer; Roulette Dealer | | | | | | | | |
| Operate table games. Stand or sit behind table and operate games of chance by dispensing the appropriate number of cards or blocks to players, or operating other gambling equipment. Distribute winnings or collect players' money or chips. May compare the house's hand against players' hands. | | | | | | | | |
| North Dakota | ANNUAL: | | \$31,120 | \$19,300 | \$21,000 | \$29,130 | \$35,460 | \$47,950 |
| Employment: 1,080 | HOURLY: | | \$14.96 | \$9.28 | \$10.10 | \$14.00 | \$17.05 | \$23.05 |
| Region 1 | ANNUAL: | | \$26,240 | \$20,380 | \$24,960 | \$24,960 | \$28,510 | \$29,120 |
| Employment: 20 | HOURLY: | | \$12.62 | \$9.80 | \$12.00 | \$12.00 | \$13.71 | \$14.00 |
| Region 2 | ANNUAL: | | \$31,120 | \$17,410 | \$21,000 | \$31,200 | \$34,090 | \$51,030 |
| Employment: 160 | HOURLY: | | \$14.96 | \$8.37 | \$10.10 | \$15.00 | \$16.39 | \$24.53 |
| Region 3 | ANNUAL: | | \$30,540 | \$21,070 | \$27,010 | \$29,120 | \$33,760 | \$34,800 |
| Employment: 50 | HOURLY: | | \$14.68 | \$10.13 | \$12.99 | \$14.00 | \$16.23 | \$16.73 |
| Region 4 | ANNUAL: | | \$30,940 | \$19,740 | \$19,740 | \$28,720 | \$36,080 | \$46,030 |
| Employment: 140 | HOURLY: | | \$14.87 | \$9.49 | \$9.49 | \$13.81 | \$17.34 | \$22.13 |
| Region 5 | ANNUAL: | | \$33,370 | \$19,380 | \$22,260 | \$30,650 | \$36,510 | \$49,840 |
| Employment: 230 | HOURLY: | | \$16.04 | \$9.32 | \$10.70 | \$14.74 | \$17.55 | \$23.96 |
| Region 6 | ANNUAL: | | \$27,800 | \$20,060 | \$25,050 | \$27,450 | \$29,120 | \$37,000 |
| Employment: 60 | HOURLY: | | \$13.36 | \$9.64 | \$12.04 | \$13.20 | \$14.00 | \$17.79 |
| Region 7 | ANNUAL: | | \$31,420 | \$19,400 | \$20,830 | \$30,530 | \$35,260 | \$48,850 |
| Employment: 320 | HOURLY: | | \$15.11 | \$9.33 | \$10.01 | \$14.68 | \$16.95 | \$23.48 |
| Region 8 | ANNUAL: | | \$28,420 | \$17,420 | \$19,590 | \$30,740 | \$32,250 | \$48,990 |
| Employment: 100 | HOURLY: | | \$13.66 | \$8.37 | \$9.42 | \$14.78 | \$15.50 | \$23.55 |
| Bismarck, ND MetroSA | ANNUAL: | | \$31,470 | \$19,400 | \$20,830 | \$29,980 | \$35,900 | \$48,850 |
| Employment: 300 | HOURLY: | | \$15.13 | \$9.33 | \$10.01 | \$14.41 | \$17.26 | \$23.49 |
| Fargo, ND-MN MetroSA | ANNUAL: | | \$34,080 | \$19,380 | \$22,960 | \$30,920 | \$36,510 | \$49,840 |
| Employment: 200 | HOURLY: | | \$16.38 | \$9.32 | \$11.04 | \$14.87 | \$17.55 | \$23.96 |
| Grand Forks, ND-MN MetroSA | ANNUAL: | | \$30,850 | \$18,710 | \$19,740 | \$28,720 | \$36,080 | \$47,210 |
| Employment: 130 | HOURLY: | | \$14.83 | \$8.99 | \$9.49 | \$13.81 | \$17.34 | \$22.70 |
| West ND Nonmetro Area | ANNUAL: | | \$29,860 | \$17,410 | \$19,760 | \$30,530 | \$33,980 | \$42,890 |
| Employment: 300 | HOURLY: | | \$14.36 | \$8.37 | \$9.50 | \$14.68 | \$16.34 | \$20.62 |
| East ND Nonmetro Area | ANNUAL: | | \$29,330 | \$20,610 | \$27,010 | \$27,860 | \$31,720 | \$35,360 |
| Employment: 160 | HOURLY: | | \$14.10 | \$9.91 | \$12.99 | \$13.40 | \$15.25 | \$17.00 |

'N/A' indicates data or information cannot be released due to reliability, availability, or confidentiality restrictions. Since a portion of substate employment is not attributed to a region, substate areas will NOT add up to statewide totals. Rounding and the absence of suppressed data may also affect additivity.

| | | | WAGE ESTIMATES | | | | | | |
|--|----|---------|-------------------|--------------------|--------------------|--------------------------------|--------------------|--------------------|----------|
| | | | Average (Mean) | 10th Percentile | 25th Percentile | 50th Percentile (Median) | 75th Percentile | 90th Percentile | |
| 39-3019 Gambling Service Workers, All Other | | | | | | | | | |
| Alternate Job Title(s): Bingo Worker; Pit Clerk; Proposition Player; Shill | | | | | | | | | |
| All gambling service workers not listed separately. | | | | | | | | | |
| North Dakota | | | ANNUAL: | \$26,710 | \$21,580 | \$21,960 | \$23,800 | \$30,310 | \$34,750 |
| Employment: | 60 | HOURLY: | \$12.84 | \$10.37 | \$10.56 | \$11.44 | \$14.57 | \$16.71 | |
| Region 2 | | | ANNUAL: | \$25,980 | \$21,970 | \$21,970 | \$21,970 | \$30,030 | \$31,200 |
| Employment: | 10 | HOURLY: | \$12.49 | \$10.56 | \$10.56 | \$10.56 | \$14.43 | \$15.00 | |
| Region 5 | | | ANNUAL: | \$26,390 | \$21,580 | \$21,580 | \$21,970 | \$30,030 | \$31,200 |
| Employment: | 10 | HOURLY: | \$12.68 | \$10.37 | \$10.37 | \$10.56 | \$14.43 | \$15.00 | |
| Region 6 | | | ANNUAL: | \$25,950 | \$20,210 | \$21,970 | \$23,800 | \$30,180 | \$34,750 |
| Employment: | 10 | HOURLY: | \$12.47 | \$9.71 | \$10.56 | \$11.44 | \$14.51 | \$16.71 | |
| Fargo, ND-MN MetroSA | | | ANNUAL: | \$26,650 | \$21,490 | \$22,500 | \$23,950 | \$27,320 | \$32,760 |
| Employment: | 50 | HOURLY: | \$12.81 | \$10.33 | \$10.82 | \$11.52 | \$13.13 | \$15.75 | |
| West ND Nonmetro Area | | | ANNUAL: | \$26,100 | \$21,960 | \$21,960 | \$21,960 | \$30,140 | \$31,200 |
| Employment: | 20 | HOURLY: | \$12.55 | \$10.56 | \$10.56 | \$10.56 | \$14.49 | \$15.00 | |
| East ND Nonmetro Area | | | ANNUAL: | \$26,450 | \$21,960 | \$21,960 | \$23,800 | \$30,310 | \$31,200 |
| Employment: | 20 | HOURLY: | \$12.72 | \$10.56 | \$10.56 | \$11.44 | \$14.57 | \$15.00 | |

39-3021 Motion Picture Projectionists

Alternate Job Title(s): Film Projector Operator; Movie Projectionist

Set up and operate motion picture projection and related sound reproduction equipment.

| | | | | | | | | | |
|------------------------------|-----|---------|---------|----------|----------|----------|----------|----------|----------|
| North Dakota | | | ANNUAL: | \$30,420 | \$26,620 | \$27,040 | \$27,040 | \$33,630 | \$33,630 |
| Employment: | N/A | HOURLY: | \$14.62 | \$12.80 | \$13.00 | \$13.00 | \$16.17 | \$16.17 | |
| West ND Nonmetro Area | | | ANNUAL: | \$30,700 | \$27,040 | \$27,040 | \$27,040 | \$33,630 | \$33,630 |
| Employment: | 30 | HOURLY: | \$14.76 | \$13.00 | \$13.00 | \$13.00 | \$16.17 | \$16.17 | |

39-3031 Ushers, Lobby Attendants, and Ticket Takers

Alternate Job Title(s): Theater Usher; Ticket Collector

Assist patrons at entertainment events by performing duties, such as collecting admission tickets and passes from patrons, assisting in finding seats, searching for lost articles, and helping patrons locate such facilities as restrooms and telephones.

| | | | | | | | | | |
|------------------------------|-----|---------|---------|----------|----------|----------|----------|----------|----------|
| North Dakota | | | ANNUAL: | \$26,340 | \$20,380 | \$22,810 | \$23,750 | \$29,670 | \$30,620 |
| Employment: | 210 | HOURLY: | \$12.66 | \$9.80 | \$10.97 | \$11.42 | \$14.26 | \$14.72 | |
| Region 5 | | | ANNUAL: | \$25,230 | \$15,550 | \$23,180 | \$23,330 | \$29,670 | \$30,050 |
| Employment: | 70 | HOURLY: | \$12.13 | \$7.47 | \$11.14 | \$11.22 | \$14.26 | \$14.45 | |
| Fargo, ND-MN MetroSA | | | ANNUAL: | \$27,210 | \$23,180 | \$23,330 | \$27,010 | \$29,670 | \$30,050 |
| Employment: | 60 | HOURLY: | \$13.08 | \$11.15 | \$11.22 | \$12.99 | \$14.26 | \$14.45 | |
| West ND Nonmetro Area | | | ANNUAL: | \$26,660 | \$20,380 | \$22,490 | \$26,090 | \$29,970 | \$30,620 |
| Employment: | 60 | HOURLY: | \$12.82 | \$9.80 | \$10.81 | \$12.54 | \$14.41 | \$14.72 | |
| East ND Nonmetro Area | | | ANNUAL: | \$24,440 | \$15,550 | \$15,550 | \$22,880 | \$29,290 | \$30,160 |
| Employment: | 40 | HOURLY: | \$11.75 | \$7.47 | \$7.47 | \$11.00 | \$14.08 | \$14.50 | |

'N/A' indicates data or information cannot be released due to reliability, availability, or confidentiality restrictions. Since a portion of substate employment is not attributed to a region, substate areas will NOT add up to statewide totals. Rounding and the absence of suppressed data may also affect additivity.

| | | | WAGE ESTIMATES | | | | | |
|---|---------|--|-------------------|--------------------|--------------------|--------------------------------|--------------------|--------------------|
| | | | Average (Mean) | 10th Percentile | 25th Percentile | 50th Percentile (Median) | 75th Percentile | 90th Percentile |
| 39-3091 Amusement and Recreation Attendants | | | | | | | | |
| Alternate Job Title(s): Arcade Attendant; Golf Caddy; Ski Lift Operator | | | | | | | | |
| Perform a variety of attending duties at amusement or recreation facility. May schedule use of recreation facilities, maintain and provide equipment to participants of sporting events or recreational pursuits, or operate amusement concessions and rides. | | | | | | | | |
| North Dakota | ANNUAL: | | \$27,640 | \$21,100 | \$22,600 | \$27,880 | \$29,430 | \$35,070 |
| Employment: 1,390 | HOURLY: | | \$13.29 | \$10.15 | \$10.87 | \$13.40 | \$14.15 | \$16.86 |
| Region 1 | ANNUAL: | | \$29,130 | \$21,430 | \$28,280 | \$28,740 | \$29,270 | \$34,760 |
| Employment: 90 | HOURLY: | | \$14.00 | \$10.30 | \$13.60 | \$13.82 | \$14.07 | \$16.71 |
| Region 2 | ANNUAL: | | \$27,000 | \$20,800 | \$22,580 | \$27,950 | \$30,360 | \$34,170 |
| Employment: 100 | HOURLY: | | \$12.98 | \$10.00 | \$10.86 | \$13.44 | \$14.59 | \$16.43 |
| Region 3 | ANNUAL: | | \$26,750 | \$17,680 | \$21,370 | \$27,500 | \$30,490 | \$34,750 |
| Employment: 70 | HOURLY: | | \$12.86 | \$8.50 | \$10.27 | \$13.22 | \$14.66 | \$16.71 |
| Region 4 | ANNUAL: | | \$26,950 | \$21,360 | \$22,550 | \$25,230 | \$31,760 | \$34,430 |
| Employment: 120 | HOURLY: | | \$12.95 | \$10.27 | \$10.84 | \$12.13 | \$15.27 | \$16.55 |
| Region 5 | ANNUAL: | | \$28,300 | \$22,380 | \$23,400 | \$27,880 | \$30,260 | \$35,690 |
| Employment: 490 | HOURLY: | | \$13.61 | \$10.76 | \$11.25 | \$13.40 | \$14.55 | \$17.16 |
| Region 6 | ANNUAL: | | \$25,170 | \$18,570 | \$21,370 | \$22,630 | \$28,990 | \$34,750 |
| Employment: 80 | HOURLY: | | \$12.10 | \$8.93 | \$10.27 | \$10.88 | \$13.94 | \$16.71 |
| Region 7 | ANNUAL: | | \$27,160 | \$21,060 | \$22,440 | \$28,230 | \$28,770 | \$34,970 |
| Employment: 350 | HOURLY: | | \$13.06 | \$10.12 | \$10.79 | \$13.57 | \$13.83 | \$16.81 |
| Bismarck, ND MetroSA | ANNUAL: | | \$27,150 | \$21,060 | \$22,500 | \$28,250 | \$28,770 | \$34,970 |
| Employment: 310 | HOURLY: | | \$13.05 | \$10.13 | \$10.82 | \$13.58 | \$13.83 | \$16.81 |
| Fargo, ND-MN MetroSA | ANNUAL: | | \$28,470 | \$22,460 | \$24,940 | \$27,880 | \$30,260 | \$35,690 |
| Employment: 460 | HOURLY: | | \$13.69 | \$10.80 | \$11.99 | \$13.40 | \$14.55 | \$17.16 |
| Grand Forks, ND-MN MetroSA | ANNUAL: | | \$27,720 | \$21,890 | \$22,550 | \$27,170 | \$31,760 | \$35,600 |
| Employment: 100 | HOURLY: | | \$13.33 | \$10.53 | \$10.84 | \$13.06 | \$15.27 | \$17.12 |
| West ND Nonmetro Area | ANNUAL: | | \$28,230 | \$21,360 | \$22,590 | \$28,740 | \$30,540 | \$35,290 |
| Employment: 320 | HOURLY: | | \$13.57 | \$10.27 | \$10.86 | \$13.82 | \$14.68 | \$16.97 |
| East ND Nonmetro Area | ANNUAL: | | \$25,800 | \$17,680 | \$21,360 | \$23,290 | \$29,270 | \$34,750 |
| Employment: 220 | HOURLY: | | \$12.41 | \$8.50 | \$10.27 | \$11.20 | \$14.07 | \$16.71 |

39-3099 Entertainment Attendants and Related Workers, All Other**Alternate Job Title(s):** N/A

All entertainment attendants and related workers not listed separately.

| | | | | | | | | |
|---------------------|--|---------|----------|----------|----------|----------|----------|----------|
| North Dakota | | ANNUAL: | \$27,360 | \$21,980 | \$21,980 | \$22,020 | \$33,200 | \$37,820 |
| Employment: N/A | | HOURLY: | \$13.16 | \$10.57 | \$10.57 | \$10.59 | \$15.96 | \$18.18 |

'N/A' indicates data or information cannot be released due to reliability, availability, or confidentiality restrictions. Since a portion of substate employment is not attributed to a region, substate areas will NOT add up to statewide totals. Rounding and the absence of suppressed data may also affect additivity.

| | | | WAGE ESTIMATES | | | | | |
|---|-----|----------------|-------------------|--------------------|--------------------|--------------------------------|--------------------|--------------------|
| | | | Average (Mean) | 10th Percentile | 25th Percentile | 50th Percentile (Median) | 75th Percentile | 90th Percentile |
| 39-4021 Funeral Attendants | | | | | | | | |
| Alternate Job Title(s): Funeral Home Assistant; Mortician Helper; Pallbearer | | | | | | | | |
| Perform a variety of tasks during funeral, such as placing casket in parlor or chapel prior to service, arranging floral offerings or lights around casket, directing or escorting mourners, closing casket, and issuing and storing funeral equipment. | | | | | | | | |
| North Dakota | | ANNUAL: | \$35,260 | \$22,570 | \$29,270 | \$33,770 | \$40,240 | \$44,390 |
| Employment: | 160 | HOURLY: | \$16.95 | \$10.85 | \$14.07 | \$16.23 | \$19.35 | \$21.34 |
| Region 3 | | ANNUAL: | \$33,840 | \$20,310 | \$29,070 | \$33,910 | \$41,900 | \$44,490 |
| Employment: | 10 | HOURLY: | \$16.27 | \$9.76 | \$13.98 | \$16.30 | \$20.14 | \$21.39 |
| Region 5 | | ANNUAL: | \$35,040 | \$29,100 | \$29,270 | \$30,370 | \$38,400 | \$43,780 |
| Employment: | 30 | HOURLY: | \$16.85 | \$13.99 | \$14.07 | \$14.60 | \$18.46 | \$21.05 |
| Region 6 | | ANNUAL: | \$34,670 | \$21,770 | \$29,060 | \$35,980 | \$43,680 | \$44,120 |
| Employment: | 20 | HOURLY: | \$16.67 | \$10.46 | \$13.97 | \$17.30 | \$21.00 | \$21.21 |
| Region 7 | | ANNUAL: | \$36,140 | \$25,460 | \$29,990 | \$36,100 | \$39,360 | \$44,560 |
| Employment: | 30 | HOURLY: | \$17.38 | \$12.24 | \$14.42 | \$17.36 | \$18.92 | \$21.42 |
| Region 8 | | ANNUAL: | \$33,430 | \$23,450 | \$28,500 | \$28,500 | \$38,740 | \$44,560 |
| Employment: | 10 | HOURLY: | \$16.07 | \$11.28 | \$13.70 | \$13.70 | \$18.62 | \$21.42 |
| Fargo, ND-MN MetroSA | | ANNUAL: | \$35,710 | \$30,010 | \$30,370 | \$32,170 | \$38,400 | \$43,070 |
| Employment: | 30 | HOURLY: | \$17.17 | \$14.43 | \$14.60 | \$15.47 | \$18.46 | \$20.71 |
| Grand Forks, ND-MN MetroSA | | ANNUAL: | \$44,620 | \$29,050 | \$32,630 | \$42,880 | \$62,400 | \$62,400 |
| Employment: | 10 | HOURLY: | \$21.45 | \$13.97 | \$15.69 | \$20.62 | \$30.00 | \$30.00 |
| West ND Nonmetro Area | | ANNUAL: | \$34,090 | \$23,450 | \$30,090 | \$32,160 | \$40,770 | \$44,460 |
| Employment: | 70 | HOURLY: | \$16.39 | \$11.28 | \$14.47 | \$15.46 | \$19.60 | \$21.38 |
| East ND Nonmetro Area | | ANNUAL: | \$33,700 | \$21,590 | \$29,070 | \$33,910 | \$39,520 | \$44,120 |
| Employment: | 50 | HOURLY: | \$16.20 | \$10.38 | \$13.98 | \$16.31 | \$19.00 | \$21.21 |

'N/A' indicates data or information cannot be released due to reliability, availability, or confidentiality restrictions. Since a portion of substate employment is not attributed to a region, substate areas will NOT add up to statewide totals. Rounding and the absence of suppressed data may also affect additivity.

| | | | WAGE ESTIMATES | | | | | | |
|--|-----|--|-------------------|--------------------|--------------------|--------------------------------|--------------------|--------------------|-----------|
| | | | Average (Mean) | 10th Percentile | 25th Percentile | 50th Percentile (Median) | 75th Percentile | 90th Percentile | |
| 39-4031 Morticians, Undertakers, and Funeral Arrangers | | | | | | | | | |
| Alternate Job Title(s): Certified Mortician; Funeral Arranger | | | | | | | | | |
| Perform various tasks to arrange and direct individual funeral services, such as coordinating transportation of body to mortuary, interviewing family or other authorized person to arrange details, selecting pallbearers, aiding with the selection of officials for religious rites, and providing transportation for mourners. Excludes Funeral Home Managers (11-9171). | | | | | | | | | |
| North Dakota | | | ANNUAL: | \$79,390 | \$51,340 | \$61,250 | \$75,270 | \$86,560 | \$106,970 |
| Employment: | 110 | | HOURLY: | \$38.17 | \$24.68 | \$29.45 | \$36.19 | \$41.62 | \$51.43 |
| Region 2 | | | ANNUAL: | \$77,040 | \$50,620 | \$62,270 | \$75,050 | \$78,530 | \$105,580 |
| Employment: | 10 | | HOURLY: | \$37.04 | \$24.34 | \$29.94 | \$36.08 | \$37.75 | \$50.76 |
| Region 4 | | | ANNUAL: | \$82,940 | \$60,450 | \$60,450 | \$62,920 | \$105,580 | \$136,990 |
| Employment: | 20 | | HOURLY: | \$39.87 | \$29.06 | \$29.06 | \$30.25 | \$50.76 | \$65.86 |
| Region 5 | | | ANNUAL: | \$74,830 | \$50,870 | \$52,380 | \$62,920 | \$86,560 | \$106,650 |
| Employment: | 20 | | HOURLY: | \$35.98 | \$24.45 | \$25.18 | \$30.25 | \$41.62 | \$51.28 |
| Region 6 | | | ANNUAL: | \$76,950 | \$61,230 | \$62,920 | \$76,430 | \$78,530 | \$105,580 |
| Employment: | 20 | | HOURLY: | \$37.00 | \$29.44 | \$30.25 | \$36.75 | \$37.76 | \$50.76 |
| Fargo, ND-MN MetroSA | | | ANNUAL: | \$83,370 | \$52,370 | \$61,170 | \$68,150 | \$103,330 | \$108,880 |
| Employment: | 30 | | HOURLY: | \$40.08 | \$25.18 | \$29.41 | \$32.76 | \$49.68 | \$52.35 |
| Grand Forks, ND-MN MetroSA | | | ANNUAL: | \$82,420 | \$58,830 | \$60,440 | \$75,490 | \$99,410 | \$136,990 |
| Employment: | 20 | | HOURLY: | \$39.63 | \$28.28 | \$29.06 | \$36.29 | \$47.79 | \$65.86 |
| West ND Nonmetro Area | | | ANNUAL: | \$81,210 | \$49,960 | \$62,680 | \$75,050 | \$78,530 | \$105,580 |
| Employment: | 30 | | HOURLY: | \$39.04 | \$24.02 | \$30.14 | \$36.08 | \$37.76 | \$50.76 |
| East ND Nonmetro Area | | | ANNUAL: | \$74,140 | \$50,860 | \$62,610 | \$66,300 | \$78,530 | \$105,580 |
| Employment: | 30 | | HOURLY: | \$35.65 | \$24.45 | \$30.10 | \$31.88 | \$37.76 | \$50.76 |

39-5011 Barbers**Alternate Job Title(s):** Barber Apprentice; Master Barber

Provide barbering services, such as cutting, trimming, shampooing, and styling hair; trimming beards; or giving shaves.

| | | | | | | | | |
|------------------------------|--|---------|----------|----------|----------|----------|----------|----------|
| North Dakota | | ANNUAL: | \$34,570 | \$27,550 | \$30,080 | \$33,570 | \$37,720 | \$38,310 |
| Employment: 60 | | HOURLY: | \$16.62 | \$13.25 | \$14.46 | \$16.14 | \$18.14 | \$18.42 |
| Region 5 | | ANNUAL: | \$35,390 | \$28,270 | \$30,480 | \$31,490 | \$37,730 | \$40,340 |
| Employment: 30 | | HOURLY: | \$17.01 | \$13.59 | \$14.65 | \$15.14 | \$18.14 | \$19.39 |
| Region 8 | | ANNUAL: | \$34,790 | \$28,780 | \$29,560 | \$37,160 | \$38,160 | \$38,310 |
| Employment: 10 | | HOURLY: | \$16.73 | \$13.84 | \$14.21 | \$17.86 | \$18.35 | \$18.42 |
| West ND Nonmetro Area | | ANNUAL: | \$33,350 | \$27,550 | \$28,780 | \$37,160 | \$38,160 | \$38,310 |
| Employment: 20 | | HOURLY: | \$16.03 | \$13.25 | \$13.84 | \$17.86 | \$18.35 | \$18.42 |

'N/A' indicates data or information cannot be released due to reliability, availability, or confidentiality restrictions. Since a portion of substate employment is not attributed to a region, substate areas will NOT add up to statewide totals. Rounding and the absence of suppressed data may also affect additivity.

| | | WAGE ESTIMATES | | | | | |
|--|----------------|-------------------|--------------------|--------------------|--------------------------------|--------------------|--------------------|
| | | Average (Mean) | 10th Percentile | 25th Percentile | 50th Percentile (Median) | 75th Percentile | 90th Percentile |
| 39-5012 Hairdressers, Hairstylists, and Cosmetologists | | | | | | | |
| Alternate Job Title(s): Beautician; Wig Stylist | | | | | | | |
| Provide beauty services, such as cutting, coloring, and styling hair, and massaging and treating scalp. May shampoo hair, apply makeup, dress wigs, remove hair, and provide nail and skincare services. Excludes Makeup Artists, Theatrical and Performance (39-5091), Manicurists and Pedicurists (39-5092), and Skincare Specialists (39-5094). | | | | | | | |
| North Dakota | ANNUAL: | \$36,570 | \$19,810 | \$27,560 | \$33,020 | \$45,460 | \$58,990 |
| Employment: 1,030 | HOURLY: | \$17.58 | \$9.52 | \$13.25 | \$15.88 | \$21.85 | \$28.36 |
| Region 2 | ANNUAL: | \$40,930 | \$23,260 | \$28,430 | \$36,110 | \$52,230 | \$62,260 |
| Employment: 130 | HOURLY: | \$19.68 | \$11.18 | \$13.67 | \$17.36 | \$25.11 | \$29.93 |
| Region 4 | ANNUAL: | \$39,100 | \$19,810 | \$27,200 | \$34,420 | \$49,130 | \$63,010 |
| Employment: 120 | HOURLY: | \$18.80 | \$9.52 | \$13.08 | \$16.55 | \$23.62 | \$30.30 |
| Region 5 | ANNUAL: | \$34,560 | \$17,150 | \$27,360 | \$28,730 | \$35,920 | \$58,170 |
| Employment: 370 | HOURLY: | \$16.61 | \$8.25 | \$13.15 | \$13.81 | \$17.27 | \$27.96 |
| Region 6 | ANNUAL: | \$41,090 | \$19,810 | \$28,590 | \$42,320 | \$53,350 | \$55,090 |
| Employment: 30 | HOURLY: | \$19.76 | \$9.52 | \$13.74 | \$20.35 | \$25.65 | \$26.49 |
| Region 7 | ANNUAL: | \$35,130 | \$21,830 | \$27,210 | \$28,480 | \$40,710 | \$55,670 |
| Employment: 260 | HOURLY: | \$16.89 | \$10.49 | \$13.08 | \$13.69 | \$19.57 | \$26.76 |
| Bismarck, ND MetroSA | ANNUAL: | \$34,780 | \$21,830 | \$27,210 | \$28,480 | \$40,710 | \$58,310 |
| Employment: 240 | HOURLY: | \$16.72 | \$10.50 | \$13.08 | \$13.69 | \$19.57 | \$28.04 |
| Fargo, ND-MN MetroSA | ANNUAL: | \$34,550 | \$17,700 | \$27,360 | \$28,730 | \$35,960 | \$58,190 |
| Employment: 410 | HOURLY: | \$16.61 | \$8.51 | \$13.16 | \$13.81 | \$17.29 | \$27.98 |
| Grand Forks, ND-MN MetroSA | ANNUAL: | \$38,550 | \$19,660 | \$27,040 | \$34,340 | \$46,670 | \$63,010 |
| Employment: 110 | HOURLY: | \$18.53 | \$9.45 | \$13.00 | \$16.51 | \$22.44 | \$30.30 |
| West ND Nonmetro Area | ANNUAL: | \$39,970 | \$23,620 | \$28,430 | \$36,110 | \$47,600 | \$60,910 |
| Employment: 240 | HOURLY: | \$19.22 | \$11.35 | \$13.67 | \$17.36 | \$22.89 | \$29.28 |
| East ND Nonmetro Area | ANNUAL: | \$39,310 | \$17,460 | \$28,330 | \$36,430 | \$53,350 | \$55,250 |
| Employment: 80 | HOURLY: | \$18.90 | \$8.39 | \$13.62 | \$17.51 | \$25.65 | \$26.56 |

39-5094 Skincare Specialists**Alternate Job Title(s):** Electrolysis Operator; Facialist; Medical Esthetician

Provide skincare treatments to face and body to enhance an individual's appearance. Includes electrologists and laser hair removal specialists.

| | | | | | | | |
|-----------------------------------|----------------|----------|----------|----------|----------|----------|-----------|
| North Dakota | ANNUAL: | \$46,910 | \$33,750 | \$36,280 | \$38,280 | \$46,310 | \$70,410 |
| Employment: 90 | HOURLY: | \$22.55 | \$16.23 | \$17.44 | \$18.40 | \$22.26 | \$33.85 |
| Region 4 | ANNUAL: | \$43,130 | \$20,710 | \$31,340 | \$35,400 | \$45,600 | \$56,630 |
| Employment: 10 | HOURLY: | \$20.74 | \$9.96 | \$15.07 | \$17.02 | \$21.92 | \$27.23 |
| Region 5 | ANNUAL: | \$43,090 | \$35,800 | \$36,300 | \$37,500 | \$45,310 | \$48,400 |
| Employment: 50 | HOURLY: | \$20.71 | \$17.21 | \$17.45 | \$18.03 | \$21.78 | \$23.27 |
| Fargo, ND-MN MetroSA | ANNUAL: | \$44,660 | \$35,800 | \$36,300 | \$38,090 | \$45,300 | \$57,310 |
| Employment: 50 | HOURLY: | \$21.47 | \$17.21 | \$17.45 | \$18.31 | \$21.78 | \$27.56 |
| Grand Forks, ND-MN MetroSA | ANNUAL: | \$43,130 | \$20,710 | \$31,340 | \$35,400 | \$45,600 | \$56,630 |
| Employment: 10 | HOURLY: | \$20.74 | \$9.96 | \$15.07 | \$17.02 | \$21.92 | \$27.23 |
| West ND Nonmetro Area | ANNUAL: | \$64,840 | \$36,800 | \$41,810 | \$44,500 | \$83,300 | \$165,590 |
| Employment: N/A | HOURLY: | \$31.18 | \$17.69 | \$20.10 | \$21.39 | \$40.05 | \$79.61 |

'N/A' indicates data or information cannot be released due to reliability, availability, or confidentiality restrictions. Since a portion of substate employment is not attributed to a region, substate areas will NOT add up to statewide totals. Rounding and the absence of suppressed data may also affect additivity.

| | | | WAGE ESTIMATES | | | | | |
|---|--|----------------|-------------------|--------------------|--------------------|--------------------------------|--------------------|--------------------|
| | | | Average (Mean) | 10th Percentile | 25th Percentile | 50th Percentile (Median) | 75th Percentile | 90th Percentile |
| 39-7010 Tour and Travel Guides | | | | | | | | |
| Alternate Job Title(s): Historical Site Guide; Museum Guide; Sightseeing Guide; Cruise Director; River Expedition Guide | | | | | | | | |
| Plan, organize, and conduct long-distance travel, tours, and expeditions; or sightseeing tours through places of interest such as industrial establishments, public buildings, and art galleries. | | | | | | | | |
| North Dakota | | ANNUAL: | \$31,650 | \$27,040 | \$27,040 | \$29,440 | \$33,280 | \$41,080 |
| Employment: 80 | | HOURLY: | \$15.22 | \$13.00 | \$13.00 | \$14.15 | \$16.00 | \$19.75 |
| Region 5 | | ANNUAL: | \$32,710 | \$29,270 | \$29,270 | \$29,440 | \$41,080 | \$41,090 |
| Employment: 20 | | HOURLY: | \$15.73 | \$14.07 | \$14.07 | \$14.15 | \$19.75 | \$19.75 |
| Region 7 | | ANNUAL: | \$30,320 | \$27,040 | \$27,040 | \$29,590 | \$32,980 | \$35,360 |
| Employment: 30 | | HOURLY: | \$14.57 | \$13.00 | \$13.00 | \$14.23 | \$15.86 | \$17.00 |
| Fargo, ND-MN MetroSA | | ANNUAL: | \$33,280 | \$29,270 | \$29,270 | \$29,440 | \$41,080 | \$41,090 |
| Employment: N/A | | HOURLY: | \$16.00 | \$14.07 | \$14.07 | \$14.15 | \$19.75 | \$19.75 |
| West ND Nonmetro Area | | ANNUAL: | \$32,550 | \$27,040 | \$27,040 | \$30,870 | \$33,940 | \$40,560 |
| Employment: 20 | | HOURLY: | \$15.65 | \$13.00 | \$13.00 | \$14.84 | \$16.32 | \$19.50 |

'N/A' indicates data or information cannot be released due to reliability, availability, or confidentiality restrictions. Since a portion of substate employment is not attributed to a region, substate areas will NOT add up to statewide totals. Rounding and the absence of suppressed data may also affect additivity.

| | | WAGE ESTIMATES | | | | | |
|---|----------------|-------------------|--------------------|--------------------|--------------------------------|--------------------|--------------------|
| | | Average (Mean) | 10th Percentile | 25th Percentile | 50th Percentile (Median) | 75th Percentile | 90th Percentile |
| 39-9011 Childcare Workers | | | | | | | |
| Alternate Job Title(s): Au Pair; Daycare Provider; Nanny | | | | | | | |
| Attend to children at schools, businesses, private households, and childcare institutions. Perform a variety of tasks, such as dressing, feeding, bathing, and overseeing play. Excludes Preschool Teachers, Except Special Education (25-2011) and Teaching Assistants, Preschool, Elementary, Middle, and Secondary School, Except Special Education (25-9042). | | | | | | | |
| North Dakota | ANNUAL: | \$28,590 | \$22,660 | \$23,560 | \$26,750 | \$32,410 | \$37,160 |
| Employment: 3,870 | HOURLY: | \$13.74 | \$10.89 | \$11.33 | \$12.86 | \$15.58 | \$17.87 |
| Region 1 | ANNUAL: | \$29,140 | \$22,010 | \$22,990 | \$26,690 | \$35,180 | \$40,780 |
| Employment: 210 | HOURLY: | \$14.01 | \$10.58 | \$11.05 | \$12.83 | \$16.92 | \$19.61 |
| Region 2 | ANNUAL: | \$29,110 | \$22,110 | \$22,940 | \$27,090 | \$33,330 | \$38,700 |
| Employment: 390 | HOURLY: | \$13.99 | \$10.63 | \$11.03 | \$13.02 | \$16.02 | \$18.61 |
| Region 3 | ANNUAL: | \$28,640 | \$21,440 | \$22,720 | \$28,170 | \$32,180 | \$37,940 |
| Employment: 190 | HOURLY: | \$13.77 | \$10.31 | \$10.92 | \$13.54 | \$15.47 | \$18.24 |
| Region 4 | ANNUAL: | \$28,500 | \$22,100 | \$23,180 | \$26,020 | \$30,630 | \$36,810 |
| Employment: 360 | HOURLY: | \$13.70 | \$10.63 | \$11.14 | \$12.51 | \$14.73 | \$17.70 |
| Region 5 | ANNUAL: | \$28,550 | \$23,420 | \$25,500 | \$26,680 | \$31,270 | \$35,630 |
| Employment: 1,580 | HOURLY: | \$13.72 | \$11.26 | \$12.26 | \$12.82 | \$15.03 | \$17.13 |
| Region 6 | ANNUAL: | \$28,180 | \$21,930 | \$22,260 | \$27,610 | \$30,820 | \$37,860 |
| Employment: 300 | HOURLY: | \$13.55 | \$10.54 | \$10.70 | \$13.27 | \$14.82 | \$18.20 |
| Region 7 | ANNUAL: | \$28,220 | \$22,870 | \$23,610 | \$26,860 | \$31,290 | \$35,680 |
| Employment: 690 | HOURLY: | \$13.57 | \$10.99 | \$11.35 | \$12.92 | \$15.04 | \$17.15 |
| Region 8 | ANNUAL: | \$29,540 | \$21,920 | \$22,960 | \$27,990 | \$35,180 | \$37,950 |
| Employment: 150 | HOURLY: | \$14.20 | \$10.54 | \$11.04 | \$13.46 | \$16.91 | \$18.24 |
| Bismarck, ND MetroSA | ANNUAL: | \$28,210 | \$22,880 | \$24,010 | \$26,860 | \$31,230 | \$35,670 |
| Employment: 630 | HOURLY: | \$13.56 | \$11.00 | \$11.54 | \$12.92 | \$15.02 | \$17.15 |
| Fargo, ND-MN MetroSA | ANNUAL: | \$28,710 | \$23,440 | \$25,540 | \$26,700 | \$32,120 | \$35,630 |
| Employment: 1,500 | HOURLY: | \$13.80 | \$11.27 | \$12.28 | \$12.84 | \$15.44 | \$17.13 |
| Grand Forks, ND-MN MetroSA | ANNUAL: | \$28,520 | \$22,840 | \$23,300 | \$26,020 | \$30,290 | \$35,660 |
| Employment: 300 | HOURLY: | \$13.71 | \$10.98 | \$11.20 | \$12.51 | \$14.56 | \$17.14 |
| West ND Nonmetro Area | ANNUAL: | \$29,130 | \$22,010 | \$22,940 | \$27,200 | \$33,330 | \$38,700 |
| Employment: 820 | HOURLY: | \$14.01 | \$10.58 | \$11.03 | \$13.08 | \$16.02 | \$18.61 |
| East ND Nonmetro Area | ANNUAL: | \$27,940 | \$21,560 | \$22,240 | \$27,610 | \$31,210 | \$37,470 |
| Employment: 720 | HOURLY: | \$13.44 | \$10.37 | \$10.69 | \$13.27 | \$15.00 | \$18.02 |

'N/A' indicates data or information cannot be released due to reliability, availability, or confidentiality restrictions. Since a portion of substate employment is not attributed to a region, substate areas will NOT add up to statewide totals. Rounding and the absence of suppressed data may also affect additivity.

| | | | WAGE ESTIMATES | | | | | |
|---|-----|----------------|-------------------|--------------------|--------------------|--------------------------------|--------------------|--------------------|
| | | | Average (Mean) | 10th Percentile | 25th Percentile | 50th Percentile (Median) | 75th Percentile | 90th Percentile |
| 39-9031 Exercise Trainers and Group Fitness Instructors | | | | | | | | |
| Alternate Job Title(s): Aerobics Instructor; Personal Trainer; Yoga Instructor | | | | | | | | |
| Instruct or coach groups or individuals in exercise activities for the primary purpose of personal fitness. Demonstrate techniques and form, observe participants, and explain to them corrective measures necessary to improve their skills. Develop and implement individualized approaches to exercise. Excludes Educational Instruction and Library Occupations (25-0000), Coaches and Scouts (27-2022), and Athletic Trainers (29-9091). | | | | | | | | |
| North Dakota | | ANNUAL: | \$40,100 | \$23,920 | \$30,140 | \$37,470 | \$48,050 | \$56,370 |
| Employment: | 960 | HOURLY: | \$19.28 | \$11.50 | \$14.49 | \$18.01 | \$23.10 | \$27.10 |
| Region 2 | | ANNUAL: | \$44,110 | \$29,340 | \$30,900 | \$39,680 | \$48,640 | \$63,300 |
| Employment: | 90 | HOURLY: | \$21.21 | \$14.10 | \$14.86 | \$19.08 | \$23.38 | \$30.43 |
| Region 3 | | ANNUAL: | \$35,090 | \$24,220 | \$27,520 | \$31,070 | \$36,650 | \$53,390 |
| Employment: | 40 | HOURLY: | \$16.87 | \$11.64 | \$13.23 | \$14.94 | \$17.62 | \$25.67 |
| Region 4 | | ANNUAL: | \$38,710 | \$25,960 | \$25,960 | \$33,790 | \$47,230 | \$56,280 |
| Employment: | 140 | HOURLY: | \$18.61 | \$12.48 | \$12.48 | \$16.25 | \$22.71 | \$27.06 |
| Region 5 | | ANNUAL: | \$42,850 | \$29,800 | \$30,910 | \$39,010 | \$48,300 | \$56,790 |
| Employment: | 310 | HOURLY: | \$20.60 | \$14.33 | \$14.86 | \$18.75 | \$23.22 | \$27.30 |
| Region 6 | | ANNUAL: | \$38,380 | \$28,830 | \$30,900 | \$30,900 | \$48,640 | \$56,280 |
| Employment: | 40 | HOURLY: | \$18.45 | \$13.86 | \$14.86 | \$14.86 | \$23.39 | \$27.06 |
| Region 7 | | ANNUAL: | \$37,890 | \$23,850 | \$27,920 | \$36,410 | \$45,640 | \$54,030 |
| Employment: | 260 | HOURLY: | \$18.22 | \$11.46 | \$13.42 | \$17.51 | \$21.94 | \$25.97 |
| Bismarck, ND MetroSA | | ANNUAL: | \$37,800 | \$23,850 | \$27,920 | \$36,410 | \$45,640 | \$54,030 |
| Employment: | 250 | HOURLY: | \$18.18 | \$11.47 | \$13.42 | \$17.51 | \$21.94 | \$25.98 |
| Fargo, ND-MN MetroSA | | ANNUAL: | \$43,380 | \$29,810 | \$30,430 | \$39,010 | \$48,300 | \$57,730 |
| Employment: | 330 | HOURLY: | \$20.86 | \$14.33 | \$14.63 | \$18.75 | \$23.22 | \$27.76 |
| Grand Forks, ND-MN MetroSA | | ANNUAL: | \$38,290 | \$25,960 | \$25,960 | \$30,190 | \$47,180 | \$55,370 |
| Employment: | 140 | HOURLY: | \$18.41 | \$12.48 | \$12.48 | \$14.52 | \$22.68 | \$26.62 |
| West ND Nonmetro Area | | ANNUAL: | \$40,750 | \$24,270 | \$30,200 | \$39,060 | \$48,640 | \$56,280 |
| Employment: | 170 | HOURLY: | \$19.59 | \$11.67 | \$14.52 | \$18.78 | \$23.38 | \$27.06 |
| East ND Nonmetro Area | | ANNUAL: | \$37,760 | \$25,650 | \$30,900 | \$31,070 | \$48,640 | \$56,280 |
| Employment: | 100 | HOURLY: | \$18.15 | \$12.33 | \$14.86 | \$14.94 | \$23.39 | \$27.06 |

'N/A' indicates data or information cannot be released due to reliability, availability, or confidentiality restrictions. Since a portion of substate employment is not attributed to a region, substate areas will NOT add up to statewide totals. Rounding and the absence of suppressed data may also affect additivity.

| | | | WAGE ESTIMATES | | | | | |
|--|-----|---------|-------------------|--------------------|--------------------|--------------------------------|--------------------|--------------------|
| | | | Average (Mean) | 10th Percentile | 25th Percentile | 50th Percentile (Median) | 75th Percentile | 90th Percentile |
| 39-9032 Recreation Workers | | | | | | | | |
| Alternate Job Title(s): Camp Counselor; Recreational Activities Aide | | | | | | | | |
| Conduct recreation activities with groups in public, private, or volunteer agencies or recreation facilities. Organize and promote activities, such as arts and crafts, sports, games, music, dramatics, social recreation, camping, and hobbies, taking into account the needs and interests of individual members. | | | | | | | | |
| North Dakota | | ANNUAL: | \$35,130 | \$26,200 | \$27,820 | \$35,470 | \$38,580 | \$46,920 |
| Employment: | 920 | HOURLY: | \$16.89 | \$12.60 | \$13.38 | \$17.05 | \$18.55 | \$22.56 |
| Region 1 | | ANNUAL: | \$40,070 | \$27,820 | \$27,820 | \$38,030 | \$46,920 | \$48,790 |
| Employment: | 90 | HOURLY: | \$19.27 | \$13.38 | \$13.38 | \$18.29 | \$22.56 | \$23.46 |
| Region 2 | | ANNUAL: | \$36,820 | \$27,830 | \$31,010 | \$35,910 | \$44,600 | \$46,920 |
| Employment: | 70 | HOURLY: | \$17.70 | \$13.38 | \$14.91 | \$17.27 | \$21.44 | \$22.56 |
| Region 3 | | ANNUAL: | \$32,630 | \$17,560 | \$27,400 | \$33,750 | \$37,990 | \$46,400 |
| Employment: | 50 | HOURLY: | \$15.69 | \$8.44 | \$13.17 | \$16.22 | \$18.26 | \$22.31 |
| Region 4 | | ANNUAL: | \$33,990 | \$23,440 | \$27,590 | \$34,010 | \$38,510 | \$44,720 |
| Employment: | 80 | HOURLY: | \$16.34 | \$11.27 | \$13.26 | \$16.35 | \$18.51 | \$21.50 |
| Region 5 | | ANNUAL: | \$35,230 | \$25,740 | \$28,400 | \$35,140 | \$40,290 | \$48,700 |
| Employment: | 250 | HOURLY: | \$16.94 | \$12.37 | \$13.65 | \$16.89 | \$19.37 | \$23.41 |
| Region 6 | | ANNUAL: | \$34,720 | \$24,500 | \$28,470 | \$37,290 | \$38,200 | \$46,130 |
| Employment: | 70 | HOURLY: | \$16.69 | \$11.78 | \$13.69 | \$17.93 | \$18.36 | \$22.18 |
| Region 7 | | ANNUAL: | \$33,650 | \$27,330 | \$27,350 | \$31,170 | \$37,010 | \$46,200 |
| Employment: | 240 | HOURLY: | \$16.18 | \$13.14 | \$13.15 | \$14.98 | \$17.79 | \$22.21 |
| Region 8 | | ANNUAL: | \$35,240 | \$27,540 | \$28,320 | \$35,900 | \$37,790 | \$46,220 |
| Employment: | 70 | HOURLY: | \$16.94 | \$13.24 | \$13.61 | \$17.26 | \$18.17 | \$22.22 |
| Bismarck, ND MetroSA | | ANNUAL: | \$33,650 | \$27,340 | \$27,350 | \$31,160 | \$37,010 | \$46,480 |
| Employment: | 210 | HOURLY: | \$16.18 | \$13.14 | \$13.15 | \$14.98 | \$17.79 | \$22.34 |
| Fargo, ND-MN MetroSA | | ANNUAL: | \$35,430 | \$26,420 | \$29,260 | \$34,910 | \$39,850 | \$48,690 |
| Employment: | 250 | HOURLY: | \$17.04 | \$12.70 | \$14.07 | \$16.79 | \$19.16 | \$23.41 |
| Grand Forks, ND-MN MetroSA | | ANNUAL: | \$30,300 | \$23,010 | \$23,010 | \$26,540 | \$35,970 | \$42,650 |
| Employment: | 130 | HOURLY: | \$14.57 | \$11.06 | \$11.06 | \$12.76 | \$17.30 | \$20.50 |
| West ND Nonmetro Area | | ANNUAL: | \$37,150 | \$27,820 | \$28,940 | \$37,120 | \$46,560 | \$46,920 |
| Employment: | 260 | HOURLY: | \$17.86 | \$13.38 | \$13.92 | \$17.84 | \$22.39 | \$22.56 |
| East ND Nonmetro Area | | ANNUAL: | \$34,540 | \$24,490 | \$28,470 | \$36,240 | \$38,430 | \$46,130 |
| Employment: | 190 | HOURLY: | \$16.60 | \$11.78 | \$13.69 | \$17.42 | \$18.47 | \$22.18 |

'N/A' indicates data or information cannot be released due to reliability, availability, or confidentiality restrictions. Since a portion of substate employment is not attributed to a region, substate areas will NOT add up to statewide totals. Rounding and the absence of suppressed data may also affect additivity.

| | | | WAGE ESTIMATES | | | | | |
|--|-----|---------|-------------------|--------------------|--------------------|--------------------------------|--------------------|--------------------|
| | | | Average (Mean) | 10th Percentile | 25th Percentile | 50th Percentile (Median) | 75th Percentile | 90th Percentile |
| 39-9041 Residential Advisors | | | | | | | | |
| Alternate Job Title(s): Dormitory Counselor; House Parent; Residence Life Coordinator | | | | | | | | |
| Coordinate activities in resident facilities in secondary school and college dormitories, group homes, or similar establishments. Order supplies and determine need for maintenance, repairs, and furnishings. May maintain household records and assign rooms. May assist residents with problem solving or refer them to counseling resources. | | | | | | | | |
| North Dakota | | ANNUAL: | \$40,680 | \$29,300 | \$37,410 | \$41,370 | \$46,120 | \$47,850 |
| Employment: | 370 | HOURLY: | \$19.56 | \$14.09 | \$17.98 | \$19.89 | \$22.17 | \$23.00 |
| Region 1 | | ANNUAL: | \$45,220 | \$34,540 | \$41,900 | \$41,900 | \$48,330 | \$58,520 |
| Employment: | 20 | HOURLY: | \$21.74 | \$16.60 | \$20.15 | \$20.15 | \$23.23 | \$28.13 |
| Region 2 | | ANNUAL: | \$47,160 | \$42,710 | \$42,710 | \$47,720 | \$47,720 | \$54,990 |
| Employment: | 50 | HOURLY: | \$22.67 | \$20.53 | \$20.53 | \$22.94 | \$22.94 | \$26.44 |
| Region 4 | | ANNUAL: | \$39,780 | \$29,300 | \$31,390 | \$39,940 | \$45,230 | \$58,650 |
| Employment: | 30 | HOURLY: | \$19.12 | \$14.09 | \$15.09 | \$19.20 | \$21.74 | \$28.20 |
| Region 5 | | ANNUAL: | \$41,310 | \$21,480 | \$38,130 | \$43,060 | \$45,740 | \$46,930 |
| Employment: | 100 | HOURLY: | \$19.86 | \$10.33 | \$18.33 | \$20.70 | \$21.99 | \$22.56 |
| Region 6 | | ANNUAL: | \$41,850 | \$30,970 | \$39,300 | \$41,370 | \$46,820 | \$50,440 |
| Employment: | 10 | HOURLY: | \$20.12 | \$14.89 | \$18.89 | \$19.89 | \$22.51 | \$24.25 |
| Region 7 | | ANNUAL: | \$39,360 | \$30,480 | \$30,900 | \$39,460 | \$45,150 | \$46,910 |
| Employment: | 80 | HOURLY: | \$18.92 | \$14.65 | \$14.86 | \$18.97 | \$21.70 | \$22.55 |
| Region 8 | | ANNUAL: | \$37,100 | \$19,770 | \$38,610 | \$38,610 | \$46,560 | \$46,560 |
| Employment: | N/A | HOURLY: | \$17.84 | \$9.51 | \$18.56 | \$18.56 | \$22.39 | \$22.39 |
| Bismarck, ND MetroSA | | ANNUAL: | \$39,280 | \$30,480 | \$30,760 | \$39,110 | \$45,400 | \$47,580 |
| Employment: | 80 | HOURLY: | \$18.89 | \$14.65 | \$14.79 | \$18.81 | \$21.83 | \$22.88 |
| Fargo, ND-MN MetroSA | | ANNUAL: | \$42,370 | \$29,400 | \$38,500 | \$44,800 | \$46,120 | \$49,950 |
| Employment: | 120 | HOURLY: | \$20.37 | \$14.14 | \$18.51 | \$21.54 | \$22.17 | \$24.02 |
| Grand Forks, ND-MN MetroSA | | ANNUAL: | \$40,710 | \$29,300 | \$34,120 | \$39,830 | \$45,730 | \$53,310 |
| Employment: | 50 | HOURLY: | \$19.57 | \$14.09 | \$16.40 | \$19.15 | \$21.99 | \$25.63 |
| West ND Nonmetro Area | | ANNUAL: | \$42,000 | \$23,960 | \$38,610 | \$42,710 | \$47,720 | \$48,330 |
| Employment: | 130 | HOURLY: | \$20.19 | \$11.52 | \$18.56 | \$20.54 | \$22.94 | \$23.24 |
| East ND Nonmetro Area | | ANNUAL: | \$38,840 | \$30,960 | \$31,960 | \$40,020 | \$44,730 | \$46,910 |
| Employment: | 50 | HOURLY: | \$18.67 | \$14.88 | \$15.36 | \$19.24 | \$21.51 | \$22.55 |

'N/A' indicates data or information cannot be released due to reliability, availability, or confidentiality restrictions. Since a portion of substate employment is not attributed to a region, substate areas will NOT add up to statewide totals. Rounding and the absence of suppressed data may also affect additivity.

| | | | WAGE ESTIMATES | | | | | | |
|--|-----|--|-------------------|--------------------|--------------------|--------------------------------|--------------------|--------------------|----------|
| | | | Average (Mean) | 10th Percentile | 25th Percentile | 50th Percentile (Median) | 75th Percentile | 90th Percentile | |
| 39-9099 Personal Care and Service Workers, All Other | | | | | | | | | |
| Alternate Job Title(s): Butler; House Sitter; Shoe Shiner; Valet | | | | | | | | | |
| All personal care and service workers not listed separately. | | | | | | | | | |
| North Dakota | | | ANNUAL: | \$31,120 | \$22,160 | \$22,540 | \$26,280 | \$33,870 | \$53,120 |
| Employment: | 140 | | HOURLY: | \$14.96 | \$10.66 | \$10.84 | \$12.64 | \$16.29 | \$25.54 |
| Region 2 | | | ANNUAL: | \$29,630 | \$22,260 | \$22,700 | \$23,830 | \$34,410 | \$46,410 |
| Employment: | 30 | | HOURLY: | \$14.25 | \$10.70 | \$10.91 | \$11.46 | \$16.54 | \$22.31 |
| Region 4 | | | ANNUAL: | \$40,810 | \$22,230 | \$26,010 | \$48,560 | \$53,120 | \$53,120 |
| Employment: | 10 | | HOURLY: | \$19.62 | \$10.69 | \$12.50 | \$23.35 | \$25.54 | \$25.54 |
| Region 5 | | | ANNUAL: | \$31,210 | \$22,510 | \$26,290 | \$26,600 | \$33,390 | \$53,710 |
| Employment: | 60 | | HOURLY: | \$15.00 | \$10.82 | \$12.64 | \$12.79 | \$16.05 | \$25.82 |
| Fargo, ND-MN MetroSA | | | ANNUAL: | \$31,180 | \$22,540 | \$26,280 | \$26,600 | \$33,390 | \$53,710 |
| Employment: | 60 | | HOURLY: | \$14.99 | \$10.84 | \$12.64 | \$12.79 | \$16.05 | \$25.82 |
| Grand Forks, ND-MN MetroSA | | | ANNUAL: | \$35,530 | \$22,230 | \$22,320 | \$26,010 | \$48,560 | \$53,120 |
| Employment: | 20 | | HOURLY: | \$17.08 | \$10.69 | \$10.73 | \$12.50 | \$23.35 | \$25.54 |
| West ND Nonmetro Area | | | ANNUAL: | \$28,240 | \$21,940 | \$22,510 | \$23,050 | \$34,410 | \$46,410 |
| Employment: | 50 | | HOURLY: | \$13.58 | \$10.55 | \$10.82 | \$11.08 | \$16.54 | \$22.31 |

'N/A' indicates data or information cannot be released due to reliability, availability, or confidentiality restrictions. Since a portion of substate employment is not attributed to a region, substate areas will NOT add up to statewide totals. Rounding and the absence of suppressed data may also affect additivity.

| | | WAGE ESTIMATES | | | | | |
|--|---------|-------------------|--------------------|--------------------|--------------------------------|--------------------|--------------------|
| | | Average (Mean) | 10th Percentile | 25th Percentile | 50th Percentile (Median) | 75th Percentile | 90th Percentile |
| 41-0000 Sales and Related Occupations | | | | | | | |
| Alternate Job Title(s): N/A | | | | | | | |
| North Dakota Employment: 35,890 | ANNUAL: | \$47,100 | \$24,250 | \$28,740 | \$35,500 | \$54,030 | \$80,840 |
| | HOURLY: | \$22.65 | \$11.66 | \$13.82 | \$17.07 | \$25.97 | \$38.86 |
| Region 1 Employment: 2,320 | ANNUAL: | \$50,840 | \$27,990 | \$29,910 | \$37,440 | \$61,490 | \$94,040 |
| | HOURLY: | \$24.44 | \$13.46 | \$14.38 | \$18.00 | \$29.56 | \$45.21 |
| Region 2 Employment: 4,430 | ANNUAL: | \$44,060 | \$24,520 | \$28,760 | \$34,390 | \$48,540 | \$77,730 |
| | HOURLY: | \$21.18 | \$11.79 | \$13.83 | \$16.53 | \$23.34 | \$37.37 |
| Region 3 Employment: 1,340 | ANNUAL: | \$38,330 | \$23,020 | \$28,300 | \$30,870 | \$42,450 | \$61,240 |
| | HOURLY: | \$18.43 | \$11.07 | \$13.61 | \$14.84 | \$20.41 | \$29.44 |
| Region 4 Employment: 4,220 | ANNUAL: | \$42,260 | \$23,750 | \$28,030 | \$32,540 | \$46,050 | \$69,210 |
| | HOURLY: | \$20.32 | \$11.42 | \$13.47 | \$15.65 | \$22.14 | \$33.27 |
| Region 5 Employment: 12,320 | ANNUAL: | \$50,200 | \$25,220 | \$28,770 | \$37,220 | \$59,350 | \$83,330 |
| | HOURLY: | \$24.14 | \$12.13 | \$13.83 | \$17.89 | \$28.54 | \$40.06 |
| Region 6 Employment: 2,160 | ANNUAL: | \$45,310 | \$23,550 | \$28,310 | \$34,410 | \$50,660 | \$80,350 |
| | HOURLY: | \$21.78 | \$11.32 | \$13.61 | \$16.54 | \$24.36 | \$38.63 |
| Region 7 Employment: 6,810 | ANNUAL: | \$46,630 | \$24,020 | \$28,690 | \$34,960 | \$51,370 | \$78,080 |
| | HOURLY: | \$22.42 | \$11.55 | \$13.79 | \$16.81 | \$24.70 | \$37.54 |
| Region 8 Employment: 2,060 | ANNUAL: | \$47,600 | \$24,090 | \$29,130 | \$36,400 | \$55,820 | \$88,110 |
| | HOURLY: | \$22.88 | \$11.58 | \$14.01 | \$17.50 | \$26.84 | \$42.36 |
| Bismarck, ND MetroSA Employment: 6,110 | ANNUAL: | \$46,550 | \$24,480 | \$28,730 | \$34,970 | \$51,130 | \$77,240 |
| | HOURLY: | \$22.38 | \$11.77 | \$13.81 | \$16.81 | \$24.58 | \$37.13 |
| Fargo, ND-MN MetroSA Employment: 13,010 | ANNUAL: | \$49,670 | \$25,330 | \$28,640 | \$36,680 | \$58,720 | \$82,940 |
| | HOURLY: | \$23.88 | \$12.18 | \$13.77 | \$17.64 | \$28.23 | \$39.88 |
| Grand Forks, ND-MN MetroSA Employment: 4,410 | ANNUAL: | \$41,270 | \$23,590 | \$27,650 | \$32,460 | \$44,330 | \$65,440 |
| | HOURLY: | \$19.84 | \$11.34 | \$13.29 | \$15.61 | \$21.31 | \$31.46 |
| West ND Nonmetro Area Employment: 9,510 | ANNUAL: | \$46,720 | \$24,650 | \$29,010 | \$35,780 | \$52,890 | \$83,700 |
| | HOURLY: | \$22.46 | \$11.85 | \$13.95 | \$17.20 | \$25.43 | \$40.24 |
| East ND Nonmetro Area Employment: 5,310 | ANNUAL: | \$43,300 | \$23,300 | \$28,330 | \$34,010 | \$49,220 | \$76,600 |
| | HOURLY: | \$20.82 | \$11.20 | \$13.62 | \$16.35 | \$23.66 | \$36.83 |

'N/A' indicates data or information cannot be released due to reliability, availability, or confidentiality restrictions. Since a portion of substate employment is not attributed to a region, substate areas will NOT add up to statewide totals. Rounding and the absence of suppressed data may also affect additivity.

| | | WAGE ESTIMATES | | | | | |
|--|--|-------------------|--------------------|--------------------|--------------------------------|--------------------|--------------------|
| | | Average (Mean) | 10th Percentile | 25th Percentile | 50th Percentile (Median) | 75th Percentile | 90th Percentile |
| 41-1011 First-Line Supervisors of Retail Sales Workers | | | | | | | |
| Alternate Job Title(s): Cashier Supervisor; Delicatessen Department Manager | | | | | | | |
| Directly supervise and coordinate activities of retail sales workers in an establishment or department. Duties may include management functions, such as purchasing, budgeting, accounting, and personnel work, in addition to supervisory duties. | | | | | | | |
| North Dakota | | ANNUAL: | \$53,760 | \$35,410 | \$39,000 | \$48,770 | \$62,190 |
| Employment: 2,680 | | HOURLY: | \$25.85 | \$17.02 | \$18.75 | \$23.45 | \$29.90 |
| Region 1 | | ANNUAL: | \$60,460 | \$36,180 | \$42,560 | \$57,550 | \$80,190 |
| Employment: 200 | | HOURLY: | \$29.07 | \$17.39 | \$20.46 | \$27.67 | \$38.55 |
| Region 2 | | ANNUAL: | \$54,330 | \$35,530 | \$39,260 | \$49,150 | \$62,540 |
| Employment: 370 | | HOURLY: | \$26.12 | \$17.08 | \$18.88 | \$23.63 | \$30.07 |
| Region 3 | | ANNUAL: | \$53,280 | \$34,930 | \$37,240 | \$46,200 | \$57,950 |
| Employment: 90 | | HOURLY: | \$25.62 | \$16.79 | \$17.90 | \$22.21 | \$27.86 |
| Region 4 | | ANNUAL: | \$51,330 | \$35,230 | \$38,400 | \$47,280 | \$58,750 |
| Employment: 330 | | HOURLY: | \$24.68 | \$16.94 | \$18.46 | \$22.73 | \$28.24 |
| Region 5 | | ANNUAL: | \$52,120 | \$35,290 | \$38,530 | \$47,530 | \$59,880 |
| Employment: 840 | | HOURLY: | \$25.06 | \$16.97 | \$18.52 | \$22.85 | \$28.79 |
| Region 6 | | ANNUAL: | \$56,460 | \$34,410 | \$38,930 | \$50,500 | \$66,050 |
| Employment: 140 | | HOURLY: | \$27.14 | \$16.54 | \$18.72 | \$24.28 | \$31.75 |
| Region 7 | | ANNUAL: | \$53,010 | \$35,520 | \$38,510 | \$49,100 | \$60,990 |
| Employment: 520 | | HOURLY: | \$25.48 | \$17.08 | \$18.52 | \$23.60 | \$29.32 |
| Region 8 | | ANNUAL: | \$57,460 | \$36,480 | \$41,100 | \$51,060 | \$66,320 |
| Employment: 170 | | HOURLY: | \$27.63 | \$17.54 | \$19.76 | \$24.55 | \$31.88 |
| Bismarck, ND MetroSA | | ANNUAL: | \$52,410 | \$35,580 | \$38,250 | \$48,490 | \$60,360 |
| Employment: 470 | | HOURLY: | \$25.20 | \$17.11 | \$18.39 | \$23.31 | \$29.02 |
| Fargo, ND-MN MetroSA | | ANNUAL: | \$50,880 | \$35,580 | \$38,270 | \$45,800 | \$59,080 |
| Employment: 950 | | HOURLY: | \$24.46 | \$17.11 | \$18.40 | \$22.02 | \$28.41 |
| Grand Forks, ND-MN MetroSA | | ANNUAL: | \$48,630 | \$35,060 | \$37,400 | \$45,100 | \$57,020 |
| Employment: 390 | | HOURLY: | \$23.38 | \$16.86 | \$17.98 | \$21.68 | \$27.41 |
| West ND Nonmetro Area | | ANNUAL: | \$56,820 | \$35,760 | \$40,920 | \$50,480 | \$69,170 |
| Employment: 790 | | HOURLY: | \$27.32 | \$17.19 | \$19.68 | \$24.27 | \$33.26 |
| East ND Nonmetro Area | | ANNUAL: | \$56,000 | \$34,410 | \$38,880 | \$49,580 | \$66,050 |
| Employment: 350 | | HOURLY: | \$26.92 | \$16.54 | \$18.69 | \$23.84 | \$31.75 |

'N/A' indicates data or information cannot be released due to reliability, availability, or confidentiality restrictions. Since a portion of substate employment is not attributed to a region, substate areas will NOT add up to statewide totals. Rounding and the absence of suppressed data may also affect additivity.

| | | | WAGE ESTIMATES | | | | | |
|---|-----|----------------|-------------------|--------------------|--------------------|--------------------------------|--------------------|--------------------|
| | | | Average (Mean) | 10th Percentile | 25th Percentile | 50th Percentile (Median) | 75th Percentile | 90th Percentile |
| 41-1012 First-Line Supervisors of Non-Retail Sales Workers | | | | | | | | |
| Alternate Job Title(s): Insurance Sales Supervisor; Real Estate Sales Supervisor; Telemarketer Supervisor | | | | | | | | |
| Directly supervise and coordinate activities of sales workers other than retail sales workers. May perform duties such as budgeting, accounting, and personnel work, in addition to supervisory duties. | | | | | | | | |
| North Dakota | | ANNUAL: | \$83,310 | \$47,660 | \$57,110 | \$78,560 | \$107,470 | \$126,530 |
| Employment: | 250 | HOURLY: | \$40.05 | \$22.91 | \$27.46 | \$37.77 | \$51.67 | \$60.83 |
| Region 2 | | ANNUAL: | \$92,350 | \$56,630 | \$66,350 | \$81,440 | \$117,920 | \$132,710 |
| Employment: | 20 | HOURLY: | \$44.40 | \$27.22 | \$31.90 | \$39.15 | \$56.69 | \$63.80 |
| Region 4 | | ANNUAL: | \$82,240 | \$55,470 | \$57,110 | \$69,210 | \$101,980 | \$138,980 |
| Employment: | 30 | HOURLY: | \$39.54 | \$26.67 | \$27.46 | \$33.27 | \$49.03 | \$66.82 |
| Region 5 | | ANNUAL: | \$85,050 | \$48,210 | \$62,890 | \$80,000 | \$105,500 | \$120,690 |
| Employment: | 130 | HOURLY: | \$40.89 | \$23.18 | \$30.23 | \$38.46 | \$50.72 | \$58.02 |
| Region 7 | | ANNUAL: | \$79,450 | \$48,290 | \$56,090 | \$65,440 | \$107,400 | \$132,710 |
| Employment: | 50 | HOURLY: | \$38.20 | \$23.21 | \$26.97 | \$31.46 | \$51.63 | \$63.80 |
| Bismarck, ND MetroSA | | ANNUAL: | \$76,520 | \$47,660 | \$55,310 | \$64,890 | \$84,900 | \$126,060 |
| Employment: | 40 | HOURLY: | \$36.79 | \$22.91 | \$26.59 | \$31.20 | \$40.82 | \$60.61 |
| Fargo, ND-MN MetroSA | | ANNUAL: | \$83,930 | \$52,100 | \$62,880 | \$78,950 | \$104,000 | \$120,000 |
| Employment: | 140 | HOURLY: | \$40.35 | \$25.05 | \$30.23 | \$37.96 | \$50.00 | \$57.69 |
| Grand Forks, ND-MN MetroSA | | ANNUAL: | \$83,450 | \$55,470 | \$59,780 | \$72,380 | \$101,980 | \$138,980 |
| Employment: | 30 | HOURLY: | \$40.12 | \$26.67 | \$28.74 | \$34.80 | \$49.03 | \$66.82 |
| West ND Nonmetro Area | | ANNUAL: | \$87,790 | \$46,340 | \$56,630 | \$81,430 | \$117,920 | \$132,720 |
| Employment: | 30 | HOURLY: | \$42.21 | \$22.28 | \$27.23 | \$39.15 | \$56.69 | \$63.81 |
| East ND Nonmetro Area | | ANNUAL: | \$77,000 | \$39,360 | \$56,770 | \$65,710 | \$120,000 | \$120,030 |
| Employment: | 20 | HOURLY: | \$37.02 | \$18.92 | \$27.29 | \$31.59 | \$57.69 | \$57.71 |

'N/A' indicates data or information cannot be released due to reliability, availability, or confidentiality restrictions. Since a portion of substate employment is not attributed to a region, substate areas will NOT add up to statewide totals. Rounding and the absence of suppressed data may also affect additivity.

| | | WAGE ESTIMATES | | | | | |
|--|----------------|-------------------|--------------------|--------------------|--------------------------------|--------------------|--------------------|
| | | Average (Mean) | 10th Percentile | 25th Percentile | 50th Percentile (Median) | 75th Percentile | 90th Percentile |
| 41-2011 Cashiers | | | | | | | |
| Alternate Job Title(s): Cash Register Operator; Grocery Checker; Toll Collector | | | | | | | |
| Receive and disburse money in establishments other than financial institutions. May use electronic scanners, cash registers, or related equipment. May process credit or debit card transactions and validate checks. Excludes Gambling Change Persons and Booth Cashiers (41-2012). | | | | | | | |
| North Dakota | ANNUAL: | \$30,280 | \$23,520 | \$28,030 | \$29,030 | \$33,450 | \$36,300 |
| Employment: 10,120 | HOURLY: | \$14.56 | \$11.31 | \$13.48 | \$13.96 | \$16.08 | \$17.45 |
| Region 1 | ANNUAL: | \$31,650 | \$24,260 | \$28,920 | \$29,910 | \$34,990 | \$39,320 |
| Employment: 730 | HOURLY: | \$15.22 | \$11.66 | \$13.90 | \$14.38 | \$16.82 | \$18.91 |
| Region 2 | ANNUAL: | \$30,780 | \$23,050 | \$28,290 | \$29,280 | \$33,670 | \$37,040 |
| Employment: 1,450 | HOURLY: | \$14.80 | \$11.08 | \$13.60 | \$14.08 | \$16.19 | \$17.81 |
| Region 3 | ANNUAL: | \$30,150 | \$23,030 | \$28,240 | \$28,770 | \$33,230 | \$36,120 |
| Employment: 630 | HOURLY: | \$14.49 | \$11.07 | \$13.58 | \$13.83 | \$15.97 | \$17.37 |
| Region 4 | ANNUAL: | \$29,460 | \$23,420 | \$27,160 | \$28,850 | \$32,540 | \$34,790 |
| Employment: 1,300 | HOURLY: | \$14.16 | \$11.26 | \$13.06 | \$13.87 | \$15.65 | \$16.73 |
| Region 5 | ANNUAL: | \$30,130 | \$23,890 | \$27,540 | \$28,890 | \$33,370 | \$35,540 |
| Employment: 2,620 | HOURLY: | \$14.48 | \$11.48 | \$13.24 | \$13.89 | \$16.04 | \$17.08 |
| Region 6 | ANNUAL: | \$29,480 | \$22,620 | \$26,110 | \$28,830 | \$31,150 | \$35,790 |
| Employment: 860 | HOURLY: | \$14.17 | \$10.87 | \$12.55 | \$13.86 | \$14.97 | \$17.21 |
| Region 7 | ANNUAL: | \$30,240 | \$23,440 | \$27,720 | \$29,480 | \$33,860 | \$35,670 |
| Employment: 1,800 | HOURLY: | \$14.54 | \$11.27 | \$13.33 | \$14.17 | \$16.28 | \$17.15 |
| Region 8 | ANNUAL: | \$31,140 | \$23,030 | \$28,350 | \$29,990 | \$34,410 | \$39,310 |
| Employment: 720 | HOURLY: | \$14.97 | \$11.07 | \$13.63 | \$14.42 | \$16.54 | \$18.90 |
| Bismarck, ND MetroSA | ANNUAL: | \$30,240 | \$23,680 | \$27,720 | \$29,510 | \$33,860 | \$34,840 |
| Employment: 1,460 | HOURLY: | \$14.54 | \$11.38 | \$13.33 | \$14.19 | \$16.28 | \$16.75 |
| Fargo, ND-MN MetroSA | ANNUAL: | \$29,750 | \$23,980 | \$27,260 | \$28,750 | \$31,880 | \$34,770 |
| Employment: 2,740 | HOURLY: | \$14.30 | \$11.53 | \$13.11 | \$13.82 | \$15.33 | \$16.71 |
| Grand Forks, ND-MN MetroSA | ANNUAL: | \$29,050 | \$23,270 | \$26,370 | \$28,730 | \$31,940 | \$33,860 |
| Employment: 1,340 | HOURLY: | \$13.97 | \$11.19 | \$12.68 | \$13.81 | \$15.36 | \$16.28 |
| West ND Nonmetro Area | ANNUAL: | \$30,990 | \$23,350 | \$28,350 | \$29,420 | \$34,180 | \$37,650 |
| Employment: 3,240 | HOURLY: | \$14.90 | \$11.23 | \$13.63 | \$14.15 | \$16.43 | \$18.10 |
| East ND Nonmetro Area | ANNUAL: | \$29,880 | \$22,970 | \$28,120 | \$28,830 | \$32,380 | \$36,190 |
| Employment: 2,320 | HOURLY: | \$14.37 | \$11.04 | \$13.52 | \$13.86 | \$15.57 | \$17.40 |

'N/A' indicates data or information cannot be released due to reliability, availability, or confidentiality restrictions. Since a portion of substate employment is not attributed to a region, substate areas will NOT add up to statewide totals. Rounding and the absence of suppressed data may also affect additivity.

| | | | WAGE ESTIMATES | | | | | |
|--|--|---------|-------------------|--------------------|--------------------|--------------------------------|--------------------|--------------------|
| | | | Average (Mean) | 10th Percentile | 25th Percentile | 50th Percentile (Median) | 75th Percentile | 90th Percentile |
| 41-2021 Counter and Rental Clerks | | | | | | | | |
| Alternate Job Title(s): Automotive Service Writer; Car Rental Agent; Dry Cleaning Counter Clerk | | | | | | | | |
| Receive orders, generally in person, for repairs, rentals, and services. May describe available options, compute cost, and accept payment. Excludes Fast Food and Counter Workers (35-3023), Hotel, Motel, and Resort Desk Clerks (43-4081), Order Clerks (43-4151), and Reservation and Transportation Ticket Agents and Travel Clerks (43-4181). | | | | | | | | |
| North Dakota | | ANNUAL: | \$37,610 | \$26,820 | \$29,480 | \$33,570 | \$39,920 | \$51,930 |
| Employment: 710 | | HOURLY: | \$18.08 | \$12.89 | \$14.17 | \$16.14 | \$19.19 | \$24.97 |
| Region 1 | | ANNUAL: | \$48,200 | \$29,090 | \$31,710 | \$44,060 | \$52,000 | \$70,720 |
| Employment: 90 | | HOURLY: | \$23.17 | \$13.98 | \$15.24 | \$21.18 | \$25.00 | \$34.00 |
| Region 2 | | ANNUAL: | \$37,840 | \$26,940 | \$29,480 | \$34,540 | \$43,740 | \$52,190 |
| Employment: 80 | | HOURLY: | \$18.19 | \$12.95 | \$14.17 | \$16.60 | \$21.03 | \$25.09 |
| Region 3 | | ANNUAL: | \$34,890 | \$19,830 | \$33,490 | \$35,550 | \$37,480 | \$44,080 |
| Employment: 10 | | HOURLY: | \$16.77 | \$9.53 | \$16.10 | \$17.09 | \$18.02 | \$21.19 |
| Region 4 | | ANNUAL: | \$34,940 | \$26,690 | \$29,030 | \$31,290 | \$35,920 | \$44,300 |
| Employment: 80 | | HOURLY: | \$16.80 | \$12.83 | \$13.96 | \$15.04 | \$17.27 | \$21.30 |
| Region 5 | | ANNUAL: | \$33,860 | \$26,430 | \$29,320 | \$30,970 | \$37,340 | \$42,880 |
| Employment: 270 | | HOURLY: | \$16.28 | \$12.71 | \$14.09 | \$14.89 | \$17.95 | \$20.61 |
| Region 6 | | ANNUAL: | \$34,340 | \$18,890 | \$28,350 | \$35,220 | \$43,090 | \$43,090 |
| Employment: 10 | | HOURLY: | \$16.51 | \$9.08 | \$13.63 | \$16.93 | \$20.72 | \$20.72 |
| Region 7 | | ANNUAL: | \$36,890 | \$25,670 | \$28,550 | \$34,170 | \$40,460 | \$46,920 |
| Employment: 110 | | HOURLY: | \$17.73 | \$12.34 | \$13.73 | \$16.43 | \$19.45 | \$22.56 |
| Region 8 | | ANNUAL: | \$47,450 | \$28,940 | \$31,390 | \$38,260 | \$51,930 | \$84,870 |
| Employment: 40 | | HOURLY: | \$22.81 | \$13.91 | \$15.09 | \$18.40 | \$24.96 | \$40.80 |
| Bismarck, ND MetroSA | | ANNUAL: | \$36,810 | \$25,670 | \$28,550 | \$32,210 | \$40,460 | \$45,540 |
| Employment: 110 | | HOURLY: | \$17.70 | \$12.34 | \$13.73 | \$15.49 | \$19.45 | \$21.90 |
| Fargo, ND-MN MetroSA | | ANNUAL: | \$33,940 | \$26,430 | \$29,180 | \$30,970 | \$37,340 | \$43,220 |
| Employment: 280 | | HOURLY: | \$16.32 | \$12.71 | \$14.03 | \$14.89 | \$17.95 | \$20.78 |
| Grand Forks, ND-MN MetroSA | | ANNUAL: | \$34,980 | \$26,690 | \$29,030 | \$31,290 | \$36,990 | \$43,520 |
| Employment: 80 | | HOURLY: | \$16.82 | \$12.83 | \$13.96 | \$15.04 | \$17.79 | \$20.92 |
| West ND Nonmetro Area | | ANNUAL: | \$43,920 | \$27,180 | \$30,530 | \$36,360 | \$51,930 | \$69,930 |
| Employment: 220 | | HOURLY: | \$21.12 | \$13.07 | \$14.68 | \$17.48 | \$24.97 | \$33.62 |
| East ND Nonmetro Area | | ANNUAL: | \$34,690 | \$18,890 | \$28,350 | \$35,220 | \$43,090 | \$44,080 |
| Employment: 30 | | HOURLY: | \$16.68 | \$9.08 | \$13.63 | \$16.94 | \$20.72 | \$21.19 |

'N/A' indicates data or information cannot be released due to reliability, availability, or confidentiality restrictions. Since a portion of substate employment is not attributed to a region, substate areas will NOT add up to statewide totals. Rounding and the absence of suppressed data may also affect additivity.

| | | WAGE ESTIMATES | | | | | |
|---|--|-------------------|--------------------|--------------------|--------------------------------|--------------------|--------------------|
| | | Average (Mean) | 10th Percentile | 25th Percentile | 50th Percentile (Median) | 75th Percentile | 90th Percentile |
| 41-2022 Parts Salespersons | | | | | | | |
| Alternate Job Title(s): Auto Parts Salesperson; Electronic Parts Salesperson | | | | | | | |
| Sell spare and replacement parts and equipment in repair shop or parts store. | | | | | | | |
| North Dakota | | ANNUAL: | \$48,940 | \$32,840 | \$40,000 | \$48,110 | \$58,670 |
| Employment: 1,560 | | HOURLY: | \$23.53 | \$15.79 | \$19.23 | \$23.13 | \$28.21 |
| Region 1 | | ANNUAL: | \$50,630 | \$38,650 | \$45,500 | \$48,640 | \$57,750 |
| Employment: 130 | | HOURLY: | \$24.34 | \$18.58 | \$21.87 | \$23.38 | \$27.77 |
| Region 2 | | ANNUAL: | \$48,960 | \$33,370 | \$42,660 | \$47,970 | \$59,110 |
| Employment: 200 | | HOURLY: | \$23.54 | \$16.04 | \$20.51 | \$23.06 | \$28.42 |
| Region 3 | | ANNUAL: | \$49,380 | \$36,440 | \$39,890 | \$48,690 | \$58,530 |
| Employment: 40 | | HOURLY: | \$23.74 | \$17.52 | \$19.18 | \$23.41 | \$28.14 |
| Region 4 | | ANNUAL: | \$47,820 | \$28,900 | \$37,950 | \$47,730 | \$57,950 |
| Employment: 140 | | HOURLY: | \$22.99 | \$13.89 | \$18.25 | \$22.95 | \$27.86 |
| Region 5 | | ANNUAL: | \$48,660 | \$31,240 | \$38,280 | \$48,000 | \$59,030 |
| Employment: 550 | | HOURLY: | \$23.40 | \$15.02 | \$18.40 | \$23.07 | \$28.38 |
| Region 6 | | ANNUAL: | \$47,910 | \$32,780 | \$41,050 | \$46,040 | \$51,890 |
| Employment: 120 | | HOURLY: | \$23.03 | \$15.76 | \$19.73 | \$22.13 | \$24.94 |
| Region 7 | | ANNUAL: | \$48,620 | \$29,910 | \$39,490 | \$47,680 | \$59,010 |
| Employment: 250 | | HOURLY: | \$23.37 | \$14.38 | \$18.99 | \$22.92 | \$28.37 |
| Region 8 | | ANNUAL: | \$51,160 | \$37,260 | \$44,490 | \$48,630 | \$58,810 |
| Employment: 120 | | HOURLY: | \$24.60 | \$17.91 | \$21.39 | \$23.38 | \$28.27 |
| Bismarck, ND MetroSA | | ANNUAL: | \$48,490 | \$29,910 | \$39,000 | \$47,670 | \$59,010 |
| Employment: 220 | | HOURLY: | \$23.31 | \$14.38 | \$18.75 | \$22.92 | \$28.37 |
| Fargo, ND-MN MetroSA | | ANNUAL: | \$47,630 | \$29,320 | \$37,110 | \$47,750 | \$58,670 |
| Employment: 560 | | HOURLY: | \$22.90 | \$14.10 | \$17.84 | \$22.96 | \$28.21 |
| Grand Forks, ND-MN MetroSA | | ANNUAL: | \$45,070 | \$27,760 | \$37,150 | \$45,440 | \$53,550 |
| Employment: 150 | | HOURLY: | \$21.67 | \$13.35 | \$17.86 | \$21.85 | \$25.74 |
| West ND Nonmetro Area | | ANNUAL: | \$50,010 | \$36,580 | \$44,480 | \$48,600 | \$58,550 |
| Employment: 480 | | HOURLY: | \$24.05 | \$17.59 | \$21.39 | \$23.36 | \$28.15 |
| East ND Nonmetro Area | | ANNUAL: | \$49,540 | \$36,500 | \$44,070 | \$48,680 | \$57,530 |
| Employment: 250 | | HOURLY: | \$23.82 | \$17.55 | \$21.19 | \$23.40 | \$27.66 |

'N/A' indicates data or information cannot be released due to reliability, availability, or confidentiality restrictions. Since a portion of substate employment is not attributed to a region, substate areas will NOT add up to statewide totals. Rounding and the absence of suppressed data may also affect additivity.

| | | WAGE ESTIMATES | | | | | |
|--|---------|-------------------|--------------------|--------------------|--------------------------------|--------------------|--------------------|
| | | Average (Mean) | 10th Percentile | 25th Percentile | 50th Percentile (Median) | 75th Percentile | 90th Percentile |
| 41-2031 Retail Salespersons | | | | | | | |
| Alternate Job Title(s): Used Car Salesperson; Women's Apparel Salesperson | | | | | | | |
| Sell merchandise, such as furniture, motor vehicles, appliances, or apparel to consumers. Excludes Cashiers (41-2011). | | | | | | | |
| North Dakota Employment: 11,500 | ANNUAL: | \$35,730 | \$23,260 | \$27,080 | \$31,310 | \$38,260 | \$50,120 |
| | HOURLY: | \$17.18 | \$11.18 | \$13.02 | \$15.05 | \$18.40 | \$24.10 |
| Region 1 Employment: 560 | ANNUAL: | \$36,670 | \$23,520 | \$28,040 | \$35,040 | \$39,520 | \$50,520 |
| | HOURLY: | \$17.63 | \$11.31 | \$13.48 | \$16.85 | \$19.00 | \$24.29 |
| Region 2 Employment: 1,420 | ANNUAL: | \$35,730 | \$23,480 | \$27,880 | \$31,490 | \$37,440 | \$51,340 |
| | HOURLY: | \$17.18 | \$11.29 | \$13.41 | \$15.14 | \$18.00 | \$24.68 |
| Region 3 Employment: 310 | ANNUAL: | \$34,700 | \$22,640 | \$26,940 | \$30,870 | \$36,700 | \$50,120 |
| | HOURLY: | \$16.68 | \$10.88 | \$12.95 | \$14.84 | \$17.64 | \$24.10 |
| Region 4 Employment: 1,580 | ANNUAL: | \$34,250 | \$23,110 | \$26,390 | \$31,130 | \$37,010 | \$46,490 |
| | HOURLY: | \$16.47 | \$11.11 | \$12.69 | \$14.96 | \$17.79 | \$22.35 |
| Region 5 Employment: 4,060 | ANNUAL: | \$35,630 | \$23,350 | \$26,730 | \$30,990 | \$38,240 | \$50,090 |
| | HOURLY: | \$17.13 | \$11.22 | \$12.85 | \$14.90 | \$18.39 | \$24.08 |
| Region 6 Employment: 530 | ANNUAL: | \$37,960 | \$22,820 | \$26,510 | \$33,700 | \$45,760 | \$59,870 |
| | HOURLY: | \$18.25 | \$10.97 | \$12.74 | \$16.20 | \$22.00 | \$28.78 |
| Region 7 Employment: 2,480 | ANNUAL: | \$35,970 | \$23,330 | \$26,780 | \$31,360 | \$38,260 | \$49,890 |
| | HOURLY: | \$17.29 | \$11.22 | \$12.87 | \$15.08 | \$18.40 | \$23.99 |
| Region 8 Employment: 530 | ANNUAL: | \$36,850 | \$23,170 | \$28,030 | \$33,100 | \$39,920 | \$54,390 |
| | HOURLY: | \$17.71 | \$11.14 | \$13.47 | \$15.91 | \$19.19 | \$26.15 |
| Bismarck, ND MetroSA Employment: 2,380 | ANNUAL: | \$36,060 | \$23,440 | \$26,780 | \$31,360 | \$38,260 | \$49,760 |
| | HOURLY: | \$17.34 | \$11.27 | \$12.88 | \$15.08 | \$18.40 | \$23.92 |
| Fargo, ND-MN MetroSA Employment: 4,330 | ANNUAL: | \$35,640 | \$23,430 | \$27,140 | \$30,990 | \$38,180 | \$49,880 |
| | HOURLY: | \$17.14 | \$11.27 | \$13.05 | \$14.90 | \$18.36 | \$23.98 |
| Grand Forks, ND-MN MetroSA Employment: 1,640 | ANNUAL: | \$33,850 | \$23,150 | \$26,390 | \$30,570 | \$36,510 | \$46,050 |
| | HOURLY: | \$16.28 | \$11.13 | \$12.69 | \$14.70 | \$17.55 | \$22.14 |
| West ND Nonmetro Area Employment: 2,610 | ANNUAL: | \$36,090 | \$23,460 | \$27,880 | \$32,550 | \$39,280 | \$52,530 |
| | HOURLY: | \$17.35 | \$11.28 | \$13.41 | \$15.65 | \$18.89 | \$25.26 |
| East ND Nonmetro Area Employment: 1,160 | ANNUAL: | \$36,850 | \$22,640 | \$26,640 | \$31,110 | \$42,640 | \$59,070 |
| | HOURLY: | \$17.72 | \$10.88 | \$12.81 | \$14.96 | \$20.50 | \$28.40 |

'N/A' indicates data or information cannot be released due to reliability, availability, or confidentiality restrictions. Since a portion of substate employment is not attributed to a region, substate areas will NOT add up to statewide totals. Rounding and the absence of suppressed data may also affect additivity.

| | | | WAGE ESTIMATES | | | | | |
|--|-----|---------|-------------------|--------------------|--------------------|--------------------------------|--------------------|--------------------|
| | | | Average (Mean) | 10th Percentile | 25th Percentile | 50th Percentile (Median) | 75th Percentile | 90th Percentile |
| 41-3011 Advertising Sales Agents | | | | | | | | |
| Alternate Job Title(s): Advertising Account Executive; Display Advertising Sales Representative; Yellow Pages Space Salesperson | | | | | | | | |
| Sell or solicit advertising space, time, or media in publications, signage, TV, radio, or Internet establishments or public spaces. | | | | | | | | |
| North Dakota | | ANNUAL: | \$56,210 | \$28,890 | \$35,810 | \$49,800 | \$63,360 | \$90,160 |
| Employment: | 420 | HOURLY: | \$27.02 | \$13.89 | \$17.22 | \$23.94 | \$30.46 | \$43.34 |
| Region 1 | | ANNUAL: | \$45,690 | \$29,380 | \$33,830 | \$36,800 | \$50,300 | \$62,850 |
| Employment: | 10 | HOURLY: | \$21.97 | \$14.12 | \$16.27 | \$17.69 | \$24.18 | \$30.22 |
| Region 2 | | ANNUAL: | \$58,910 | \$30,390 | \$34,710 | \$54,400 | \$76,540 | \$92,560 |
| Employment: | 30 | HOURLY: | \$28.32 | \$14.61 | \$16.69 | \$26.15 | \$36.80 | \$44.50 |
| Region 4 | | ANNUAL: | \$59,400 | \$30,440 | \$36,890 | \$55,520 | \$76,540 | \$88,360 |
| Employment: | 40 | HOURLY: | \$28.56 | \$14.63 | \$17.73 | \$26.69 | \$36.80 | \$42.48 |
| Region 5 | | ANNUAL: | \$55,380 | \$30,630 | \$35,820 | \$49,800 | \$63,070 | \$83,130 |
| Employment: | 210 | HOURLY: | \$26.62 | \$14.73 | \$17.22 | \$23.94 | \$30.32 | \$39.97 |
| Region 7 | | ANNUAL: | \$57,670 | \$26,100 | \$35,890 | \$49,640 | \$64,630 | \$109,140 |
| Employment: | 70 | HOURLY: | \$27.73 | \$12.55 | \$17.25 | \$23.87 | \$31.07 | \$52.47 |
| Region 8 | | ANNUAL: | \$54,780 | \$26,030 | \$33,240 | \$48,520 | \$71,270 | \$91,020 |
| Employment: | 20 | HOURLY: | \$26.33 | \$12.52 | \$15.98 | \$23.33 | \$34.27 | \$43.76 |
| Bismarck, ND MetroSA | | ANNUAL: | \$58,080 | \$25,700 | \$35,990 | \$49,530 | \$64,630 | \$109,140 |
| Employment: | 60 | HOURLY: | \$27.92 | \$12.35 | \$17.31 | \$23.81 | \$31.07 | \$52.47 |
| Fargo, ND-MN MetroSA | | ANNUAL: | \$54,920 | \$30,620 | \$35,810 | \$49,540 | \$63,030 | \$83,120 |
| Employment: | 220 | HOURLY: | \$26.40 | \$14.72 | \$17.22 | \$23.82 | \$30.30 | \$39.96 |
| Grand Forks, ND-MN MetroSA | | ANNUAL: | \$58,860 | \$28,890 | \$37,280 | \$55,520 | \$75,020 | \$88,580 |
| Employment: | 30 | HOURLY: | \$28.30 | \$13.89 | \$17.93 | \$26.69 | \$36.07 | \$42.59 |
| West ND Nonmetro Area | | ANNUAL: | \$54,910 | \$28,440 | \$33,890 | \$49,980 | \$64,170 | \$92,450 |
| Employment: | 70 | HOURLY: | \$26.40 | \$13.68 | \$16.30 | \$24.03 | \$30.85 | \$44.45 |
| East ND Nonmetro Area | | ANNUAL: | \$56,360 | \$26,100 | \$34,820 | \$50,300 | \$76,540 | \$92,450 |
| Employment: | 60 | HOURLY: | \$27.10 | \$12.55 | \$16.74 | \$24.18 | \$36.80 | \$44.45 |

'N/A' indicates data or information cannot be released due to reliability, availability, or confidentiality restrictions. Since a portion of substate employment is not attributed to a region, substate areas will NOT add up to statewide totals. Rounding and the absence of suppressed data may also affect additivity.

| | | | WAGE ESTIMATES | | | | | |
|--|---------|--|-------------------|--------------------|--------------------|--------------------------------|--------------------|--------------------|
| | | | Average (Mean) | 10th Percentile | 25th Percentile | 50th Percentile (Median) | 75th Percentile | 90th Percentile |
| 41-3021 Insurance Sales Agents | | | | | | | | |
| Alternate Job Title(s): Life Insurance Salesperson; Pension Agent | | | | | | | | |
| Sell life, property, casualty, health, automotive, or other types of insurance. May refer clients to independent brokers, work as an independent broker, or be employed by an insurance company. | | | | | | | | |
| North Dakota | ANNUAL: | | \$88,220 | \$46,200 | \$54,620 | \$65,080 | \$94,270 | \$158,510 |
| Employment: 1,400 | HOURLY: | | \$42.41 | \$22.21 | \$26.26 | \$31.29 | \$45.32 | \$76.21 |
| Region 1 | ANNUAL: | | \$103,080 | \$61,620 | \$61,770 | \$90,240 | \$114,030 | \$165,890 |
| Employment: 60 | HOURLY: | | \$49.56 | \$29.63 | \$29.70 | \$43.38 | \$54.82 | \$79.76 |
| Region 2 | ANNUAL: | | \$94,430 | \$51,180 | \$61,750 | \$79,290 | \$109,490 | \$165,890 |
| Employment: 190 | HOURLY: | | \$45.40 | \$24.61 | \$29.69 | \$38.12 | \$52.64 | \$79.76 |
| Region 3 | ANNUAL: | | \$58,320 | \$38,550 | \$49,560 | \$62,700 | \$62,700 | \$82,730 |
| Employment: 40 | HOURLY: | | \$28.04 | \$18.53 | \$23.83 | \$30.14 | \$30.14 | \$39.77 |
| Region 4 | ANNUAL: | | \$73,120 | \$38,560 | \$49,940 | \$59,290 | \$77,610 | \$105,190 |
| Employment: 120 | HOURLY: | | \$35.15 | \$18.54 | \$24.01 | \$28.51 | \$37.31 | \$50.57 |
| Region 5 | ANNUAL: | | \$92,900 | \$49,000 | \$52,470 | \$65,080 | \$91,440 | \$166,310 |
| Employment: 550 | HOURLY: | | \$44.66 | \$23.56 | \$25.23 | \$31.29 | \$43.96 | \$79.96 |
| Region 6 | ANNUAL: | | \$64,500 | \$38,560 | \$50,660 | \$62,700 | \$62,700 | \$81,640 |
| Employment: 70 | HOURLY: | | \$31.01 | \$18.54 | \$24.36 | \$30.14 | \$30.14 | \$39.25 |
| Region 7 | ANNUAL: | | \$84,030 | \$36,880 | \$52,110 | \$67,500 | \$94,430 | \$149,280 |
| Employment: 270 | HOURLY: | | \$40.40 | \$17.73 | \$25.05 | \$32.45 | \$45.40 | \$71.77 |
| Region 8 | ANNUAL: | | \$98,130 | \$54,620 | \$62,800 | \$92,160 | \$114,030 | \$165,890 |
| Employment: 80 | HOURLY: | | \$47.18 | \$26.26 | \$30.19 | \$44.31 | \$54.82 | \$79.76 |
| Bismarck, ND MetroSA | ANNUAL: | | \$80,400 | \$36,880 | \$50,840 | \$63,230 | \$82,110 | \$139,040 |
| Employment: 210 | HOURLY: | | \$38.66 | \$17.73 | \$24.44 | \$30.40 | \$39.48 | \$66.85 |
| Fargo, ND-MN MetroSA | ANNUAL: | | \$93,840 | \$49,000 | \$50,940 | \$65,080 | \$93,440 | \$167,740 |
| Employment: 550 | HOURLY: | | \$45.12 | \$23.56 | \$24.49 | \$31.29 | \$44.92 | \$80.65 |
| Grand Forks, ND-MN MetroSA | ANNUAL: | | \$79,790 | \$36,540 | \$49,700 | \$59,290 | \$80,460 | \$133,430 |
| Employment: 120 | HOURLY: | | \$38.36 | \$17.57 | \$23.89 | \$28.51 | \$38.68 | \$64.15 |
| West ND Nonmetro Area | ANNUAL: | | \$97,020 | \$53,620 | \$61,770 | \$83,570 | \$114,030 | \$165,890 |
| Employment: 380 | HOURLY: | | \$46.64 | \$25.78 | \$29.70 | \$40.18 | \$54.82 | \$79.76 |
| East ND Nonmetro Area | ANNUAL: | | \$60,930 | \$38,560 | \$50,260 | \$62,700 | \$62,700 | \$81,630 |
| Employment: 180 | HOURLY: | | \$29.29 | \$18.54 | \$24.17 | \$30.14 | \$30.14 | \$39.25 |

'N/A' indicates data or information cannot be released due to reliability, availability, or confidentiality restrictions. Since a portion of substate employment is not attributed to a region, substate areas will NOT add up to statewide totals. Rounding and the absence of suppressed data may also affect additivity.

| | | | WAGE ESTIMATES | | | | | |
|--|-----|---------|-------------------|--------------------|--------------------|--------------------------------|--------------------|--------------------|
| | | | Average (Mean) | 10th Percentile | 25th Percentile | 50th Percentile (Median) | 75th Percentile | 90th Percentile |
| 41-3031 Securities, Commodities, and Financial Services Sales Agents | | | | | | | | |
| Alternate Job Title(s): Foreign Exchange Trader; Investment Banker; Securities Trader; Stock Broker | | | | | | | | |
| Buy and sell securities or commodities in investment and trading firms, or provide financial services to businesses and individuals. May advise customers about stocks, bonds, mutual funds, commodities, and market conditions. | | | | | | | | |
| North Dakota | | | ANNUAL: | N/A | N/A | N/A | N/A | N/A |
| Employment: | 490 | HOURLY: | N/A | N/A | N/A | N/A | N/A | N/A |
| Region 4 | | | ANNUAL: | \$152,920 | \$38,720 | \$43,110 | \$97,570 | \$143,280 |
| Employment: | 50 | HOURLY: | \$73.52 | \$18.62 | \$20.72 | \$46.91 | \$68.88 | N/A |
| Region 5 | | | ANNUAL: | \$140,700 | \$38,620 | \$48,450 | \$86,180 | \$125,070 |
| Employment: | 240 | HOURLY: | \$67.65 | \$18.57 | \$23.29 | \$41.43 | \$60.13 | N/A |
| Region 7 | | | ANNUAL: | \$214,120 | \$39,890 | \$61,320 | \$108,520 | N/A |
| Employment: | 90 | HOURLY: | \$102.94 | \$19.18 | \$29.48 | \$52.17 | N/A | N/A |
| Region 8 | | | ANNUAL: | \$87,400 | \$39,890 | \$39,890 | \$92,760 | \$123,220 |
| Employment: | 10 | HOURLY: | \$42.02 | \$19.18 | \$19.18 | \$44.59 | \$59.24 | \$69.33 |
| Bismarck, ND MetroSA | | | ANNUAL: | \$232,180 | \$40,990 | \$79,860 | \$109,550 | N/A |
| Employment: | 80 | HOURLY: | \$111.63 | \$19.71 | \$38.39 | \$52.67 | N/A | N/A |
| Fargo, ND-MN MetroSA | | | ANNUAL: | \$138,460 | \$39,190 | \$48,810 | \$81,260 | \$121,040 |
| Employment: | 250 | HOURLY: | \$66.57 | \$18.84 | \$23.47 | \$39.07 | \$58.19 | N/A |
| Grand Forks, ND-MN MetroSA | | | ANNUAL: | N/A | N/A | N/A | N/A | N/A |
| Employment: | 50 | HOURLY: | N/A | N/A | N/A | N/A | N/A | N/A |
| West ND Nonmetro Area | | | ANNUAL: | N/A | N/A | N/A | N/A | N/A |
| Employment: | 60 | HOURLY: | N/A | N/A | N/A | N/A | N/A | N/A |

'N/A' indicates data or information cannot be released due to reliability, availability, or confidentiality restrictions. Since a portion of substate employment is not attributed to a region, substate areas will NOT add up to statewide totals. Rounding and the absence of suppressed data may also affect additivity.

| | | | WAGE ESTIMATES | | | | | |
|---|--|---------|-------------------|--------------------|--------------------|--------------------------------|--------------------|--------------------|
| | | | Average (Mean) | 10th Percentile | 25th Percentile | 50th Percentile (Median) | 75th Percentile | 90th Percentile |
| 41-3041 Travel Agents | | | | | | | | |
| Alternate Job Title(s): Corporate Travel Expert; Travel Service Consultant | | | | | | | | |
| Plan and sell transportation and accommodations for customers. Determine destination, modes of transportation, travel dates, costs, and accommodations required. May also describe, plan, and arrange itineraries and sell tour packages. May assist in resolving clients' travel problems. | | | | | | | | |
| North Dakota | | ANNUAL: | \$37,940 | \$30,640 | \$30,640 | \$32,140 | \$44,620 | \$51,260 |
| Employment: 250 | | HOURLY: | \$18.24 | \$14.73 | \$14.73 | \$15.45 | \$21.45 | \$24.65 |
| Region 2 | | ANNUAL: | \$32,530 | \$30,640 | \$30,640 | \$30,640 | \$30,640 | \$39,490 |
| Employment: N/A | | HOURLY: | \$15.64 | \$14.73 | \$14.73 | \$14.73 | \$14.73 | \$18.98 |
| Region 5 | | ANNUAL: | \$43,870 | \$31,510 | \$37,660 | \$44,640 | \$45,750 | \$59,500 |
| Employment: 60 | | HOURLY: | \$21.09 | \$15.15 | \$18.11 | \$21.46 | \$22.00 | \$28.61 |
| Region 7 | | ANNUAL: | \$43,580 | \$30,510 | \$37,580 | \$44,620 | \$44,850 | \$58,570 |
| Employment: 30 | | HOURLY: | \$20.95 | \$14.67 | \$18.06 | \$21.45 | \$21.56 | \$28.16 |
| Region 8 | | ANNUAL: | \$43,350 | \$31,890 | \$35,490 | \$37,430 | \$51,260 | \$59,030 |
| Employment: 10 | | HOURLY: | \$20.84 | \$15.33 | \$17.06 | \$18.00 | \$24.64 | \$28.38 |
| Bismarck, ND MetroSA | | ANNUAL: | \$43,580 | \$30,510 | \$37,580 | \$44,620 | \$44,850 | \$58,570 |
| Employment: 30 | | HOURLY: | \$20.95 | \$14.67 | \$18.07 | \$21.45 | \$21.56 | \$28.16 |
| Fargo, ND-MN MetroSA | | ANNUAL: | \$43,070 | \$30,850 | \$37,170 | \$44,240 | \$45,750 | \$59,280 |
| Employment: 60 | | HOURLY: | \$20.71 | \$14.83 | \$17.87 | \$21.27 | \$22.00 | \$28.50 |
| Grand Forks, ND-MN MetroSA | | ANNUAL: | \$36,620 | \$22,050 | \$30,240 | \$38,270 | \$41,410 | \$46,550 |
| Employment: 10 | | HOURLY: | \$17.61 | \$10.60 | \$14.54 | \$18.40 | \$19.91 | \$22.38 |
| West ND Nonmetro Area | | ANNUAL: | \$34,130 | \$30,640 | \$30,640 | \$30,640 | \$32,320 | \$42,930 |
| Employment: 140 | | HOURLY: | \$16.41 | \$14.73 | \$14.73 | \$14.73 | \$15.54 | \$20.64 |

'N/A' indicates data or information cannot be released due to reliability, availability, or confidentiality restrictions. Since a portion of substate employment is not attributed to a region, substate areas will NOT add up to statewide totals. Rounding and the absence of suppressed data may also affect additivity.

| | | WAGE ESTIMATES | | | | | |
|---|----------------|-------------------|--------------------|--------------------|--------------------------------|--------------------|--------------------|
| | | Average (Mean) | 10th Percentile | 25th Percentile | 50th Percentile (Median) | 75th Percentile | 90th Percentile |
| 41-3091 Sales Representatives of Services, Except Advertising, Insurance, Financial Services, and Travel | | | | | | | |
| Alternate Job Title(s): Business Services Sales Representative; Membership Solicitor; Pest Control Service Sales Agent | | | | | | | |
| Sell services to individuals or businesses. May describe options or resolve client problems. Excludes Advertising Sales Agents (41-3011), Insurance Sales Agents (41-3021), Securities, Commodities, and Financial Services Sales Agents (41-3031), Travel Agents (41-3041), Sales Representatives, Wholesale and Manufacturing (41-4010), and Telemarketers (41-9041). | | | | | | | |
| North Dakota | ANNUAL: | \$72,530 | \$38,100 | \$44,890 | \$63,290 | \$88,880 | \$122,580 |
| Employment: 1,360 | HOURLY: | \$34.87 | \$18.32 | \$21.58 | \$30.43 | \$42.73 | \$58.93 |
| Region 1 | ANNUAL: | \$98,690 | \$43,010 | \$61,720 | \$106,210 | \$127,420 | \$152,080 |
| Employment: 190 | HOURLY: | \$47.45 | \$20.68 | \$29.67 | \$51.06 | \$61.26 | \$73.11 |
| Region 2 | ANNUAL: | \$78,760 | \$40,140 | \$45,180 | \$74,280 | \$111,440 | \$127,430 |
| Employment: 130 | HOURLY: | \$37.87 | \$19.30 | \$21.72 | \$35.71 | \$53.58 | \$61.26 |
| Region 4 | ANNUAL: | \$60,120 | \$31,760 | \$38,160 | \$50,140 | \$75,940 | \$96,980 |
| Employment: 100 | HOURLY: | \$28.90 | \$15.27 | \$18.35 | \$24.11 | \$36.51 | \$46.62 |
| Region 5 | ANNUAL: | \$66,580 | \$37,490 | \$42,860 | \$59,870 | \$77,770 | \$109,750 |
| Employment: 490 | HOURLY: | \$32.01 | \$18.03 | \$20.61 | \$28.78 | \$37.39 | \$52.77 |
| Region 6 | ANNUAL: | \$72,720 | \$40,200 | \$45,100 | \$70,170 | \$84,860 | \$111,730 |
| Employment: 50 | HOURLY: | \$34.96 | \$19.33 | \$21.68 | \$33.73 | \$40.80 | \$53.72 |
| Region 7 | ANNUAL: | \$65,990 | \$37,580 | \$45,000 | \$62,090 | \$78,080 | \$109,710 |
| Employment: 280 | HOURLY: | \$31.73 | \$18.07 | \$21.63 | \$29.85 | \$37.54 | \$52.75 |
| Region 8 | ANNUAL: | \$81,220 | \$38,990 | \$45,180 | \$75,990 | \$121,170 | \$127,420 |
| Employment: 90 | HOURLY: | \$39.05 | \$18.74 | \$21.72 | \$36.53 | \$58.26 | \$61.26 |
| Bismarck, ND MetroSA | ANNUAL: | \$65,220 | \$36,920 | \$45,000 | \$60,760 | \$78,080 | \$103,920 |
| Employment: 260 | HOURLY: | \$31.35 | \$17.75 | \$21.63 | \$29.21 | \$37.54 | \$49.96 |
| Fargo, ND-MN MetroSA | ANNUAL: | \$67,180 | \$36,520 | \$43,430 | \$60,820 | \$77,910 | \$109,760 |
| Employment: 560 | HOURLY: | \$32.30 | \$17.56 | \$20.88 | \$29.24 | \$37.46 | \$52.77 |
| Grand Forks, ND-MN MetroSA | ANNUAL: | \$63,690 | \$33,320 | \$39,020 | \$59,070 | \$82,380 | \$96,980 |
| Employment: 120 | HOURLY: | \$30.62 | \$16.02 | \$18.76 | \$28.40 | \$39.61 | \$46.62 |
| West ND Nonmetro Area | ANNUAL: | \$88,200 | \$43,010 | \$50,770 | \$79,820 | \$122,580 | \$152,030 |
| Employment: 420 | HOURLY: | \$42.40 | \$20.68 | \$24.41 | \$38.37 | \$58.93 | \$73.09 |
| East ND Nonmetro Area | ANNUAL: | \$66,980 | \$38,170 | \$44,890 | \$65,370 | \$84,860 | \$111,730 |
| Employment: 90 | HOURLY: | \$32.20 | \$18.35 | \$21.58 | \$31.43 | \$40.80 | \$53.72 |

'N/A' indicates data or information cannot be released due to reliability, availability, or confidentiality restrictions. Since a portion of substate employment is not attributed to a region, substate areas will NOT add up to statewide totals. Rounding and the absence of suppressed data may also affect additivity.

| | | WAGE ESTIMATES | | | | | |
|--|--|-------------------|--------------------|--------------------|--------------------------------|--------------------|--------------------|
| | | Average (Mean) | 10th Percentile | 25th Percentile | 50th Percentile (Median) | 75th Percentile | 90th Percentile |
| 41-4011 Sales Representatives, Wholesale and Manufacturing, Technical and Scientific Products | | | | | | | |
| Alternate Job Title(s): Pharmaceutical Sales Representative; Surgical Instruments Sales Representative; Wholesale Ultrasonic Equipment Salesperson | | | | | | | |
| Sell goods for wholesalers or manufacturers where technical or scientific knowledge is required in such areas as biology, engineering, chemistry, and electronics, normally obtained from at least 2 years of postsecondary education. Excludes Sales Engineers (41-9031). | | | | | | | |
| North Dakota | | ANNUAL: | \$106,780 | \$66,350 | \$81,770 | \$109,730 | \$132,890 |
| Employment: 450 | | HOURLY: | \$51.34 | \$31.90 | \$39.31 | \$52.75 | \$63.89 |
| Region 1 | | ANNUAL: | \$103,090 | \$69,630 | \$84,420 | \$100,260 | \$122,780 |
| Employment: 20 | | HOURLY: | \$49.56 | \$33.48 | \$40.59 | \$48.20 | \$59.03 |
| Region 2 | | ANNUAL: | \$95,230 | \$62,440 | \$69,630 | \$82,050 | \$125,220 |
| Employment: 20 | | HOURLY: | \$45.78 | \$30.02 | \$33.48 | \$39.45 | \$60.20 |
| Region 3 | | ANNUAL: | \$88,430 | \$33,280 | \$77,190 | \$86,490 | \$100,000 |
| Employment: 10 | | HOURLY: | \$42.51 | \$16.00 | \$37.11 | \$41.58 | \$48.08 |
| Region 4 | | ANNUAL: | \$99,670 | \$46,390 | \$79,650 | \$94,830 | \$125,410 |
| Employment: 40 | | HOURLY: | \$47.92 | \$22.30 | \$38.29 | \$45.59 | \$60.29 |
| Region 5 | | ANNUAL: | \$113,540 | \$66,350 | \$82,930 | \$130,540 | \$136,330 |
| Employment: 230 | | HOURLY: | \$54.59 | \$31.90 | \$39.87 | \$62.76 | \$65.54 |
| Region 6 | | ANNUAL: | \$86,810 | \$33,280 | \$76,410 | \$82,050 | \$100,000 |
| Employment: 40 | | HOURLY: | \$41.73 | \$16.00 | \$36.73 | \$39.45 | \$48.08 |
| Region 7 | | ANNUAL: | \$114,040 | \$74,650 | \$87,050 | \$130,360 | \$135,810 |
| Employment: 50 | | HOURLY: | \$54.83 | \$35.89 | \$41.85 | \$62.68 | \$65.29 |
| Region 8 | | ANNUAL: | \$92,990 | \$51,630 | \$69,630 | \$87,050 | \$109,730 |
| Employment: 20 | | HOURLY: | \$44.71 | \$24.82 | \$33.48 | \$41.85 | \$52.75 |
| Fargo, ND-MN MetroSA | | ANNUAL: | \$113,620 | \$66,350 | \$83,530 | \$130,540 | \$136,330 |
| Employment: 210 | | HOURLY: | \$54.63 | \$31.90 | \$40.16 | \$62.76 | \$65.54 |
| West ND Nonmetro Area | | ANNUAL: | \$96,320 | \$66,520 | \$77,060 | \$100,000 | \$118,550 |
| Employment: 80 | | HOURLY: | \$46.31 | \$31.98 | \$37.05 | \$48.08 | \$57.00 |
| East ND Nonmetro Area | | ANNUAL: | \$92,510 | \$33,280 | \$77,200 | \$82,090 | \$107,950 |
| Employment: 100 | | HOURLY: | \$44.48 | \$16.00 | \$37.11 | \$39.47 | \$51.90 |

'N/A' indicates data or information cannot be released due to reliability, availability, or confidentiality restrictions. Since a portion of substate employment is not attributed to a region, substate areas will NOT add up to statewide totals. Rounding and the absence of suppressed data may also affect additivity.

| | | WAGE ESTIMATES | | | | | |
|--|--|-------------------|--------------------|--------------------|--------------------------------|--------------------|--------------------|
| | | Average (Mean) | 10th Percentile | 25th Percentile | 50th Percentile (Median) | 75th Percentile | 90th Percentile |
| 41-4012 Sales Representatives, Wholesale and Manufacturing, Except Technical and Scientific Products | | | | | | | |
| Alternate Job Title(s): Hotel Supplies Salesperson; Pulpwood Dealer; Wholesale Diamond Broker | | | | | | | |
| Sell goods for wholesalers or manufacturers to businesses or groups of individuals. Work requires substantial knowledge of items sold. | | | | | | | |
| North Dakota | | ANNUAL: | \$73,550 | \$37,890 | \$51,100 | \$63,720 | \$84,990 |
| Employment: 3,810 | | HOURLY: | \$35.36 | \$18.22 | \$24.57 | \$30.64 | \$40.86 |
| Region 1 | | ANNUAL: | \$73,430 | \$36,950 | \$57,460 | \$63,800 | \$86,120 |
| Employment: 280 | | HOURLY: | \$35.30 | \$17.76 | \$27.62 | \$30.67 | \$41.40 |
| Region 2 | | ANNUAL: | \$76,560 | \$38,790 | \$51,100 | \$72,910 | \$94,040 |
| Employment: 300 | | HOURLY: | \$36.81 | \$18.65 | \$24.57 | \$35.05 | \$45.21 |
| Region 3 | | ANNUAL: | \$66,560 | \$37,890 | \$51,100 | \$60,000 | \$80,820 |
| Employment: 90 | | HOURLY: | \$32.00 | \$18.22 | \$24.56 | \$28.84 | \$38.86 |
| Region 4 | | ANNUAL: | \$72,520 | \$35,370 | \$52,300 | \$64,500 | \$84,720 |
| Employment: 330 | | HOURLY: | \$34.87 | \$17.01 | \$25.15 | \$31.01 | \$40.73 |
| Region 5 | | ANNUAL: | \$74,070 | \$39,240 | \$51,580 | \$63,270 | \$82,780 |
| Employment: 1,710 | | HOURLY: | \$35.61 | \$18.87 | \$24.80 | \$30.42 | \$39.80 |
| Region 6 | | ANNUAL: | \$72,390 | \$35,310 | \$49,080 | \$61,880 | \$90,370 |
| Employment: 250 | | HOURLY: | \$34.80 | \$16.98 | \$23.59 | \$29.75 | \$43.45 |
| Region 7 | | ANNUAL: | \$70,740 | \$36,520 | \$50,210 | \$62,310 | \$81,400 |
| Employment: 590 | | HOURLY: | \$34.01 | \$17.56 | \$24.14 | \$29.96 | \$39.13 |
| Region 8 | | ANNUAL: | \$76,780 | \$33,730 | \$51,100 | \$71,750 | \$94,040 |
| Employment: 220 | | HOURLY: | \$36.91 | \$16.22 | \$24.57 | \$34.50 | \$45.21 |
| Bismarck, ND MetroSA | | ANNUAL: | \$69,910 | \$36,170 | \$49,480 | \$62,190 | \$80,040 |
| Employment: 520 | | HOURLY: | \$33.61 | \$17.39 | \$23.79 | \$29.90 | \$38.48 |
| Fargo, ND-MN MetroSA | | ANNUAL: | \$73,710 | \$39,020 | \$51,220 | \$63,520 | \$83,390 |
| Employment: 1,770 | | HOURLY: | \$35.44 | \$18.76 | \$24.62 | \$30.54 | \$40.09 |
| Grand Forks, ND-MN MetroSA | | ANNUAL: | \$70,130 | \$36,010 | \$50,070 | \$63,840 | \$81,890 |
| Employment: 350 | | HOURLY: | \$33.72 | \$17.31 | \$24.07 | \$30.69 | \$39.37 |
| West ND Nonmetro Area | | ANNUAL: | \$75,620 | \$37,890 | \$52,140 | \$67,060 | \$94,040 |
| Employment: 870 | | HOURLY: | \$36.36 | \$18.22 | \$25.07 | \$32.24 | \$45.21 |
| East ND Nonmetro Area | | ANNUAL: | \$73,390 | \$36,780 | \$49,980 | \$63,570 | \$87,760 |
| Employment: 560 | | HOURLY: | \$35.29 | \$17.68 | \$24.03 | \$30.56 | \$42.19 |

41-9011 Demonstrators and Product Promoters**Alternate Job Title(s):** Home Demonstrator; In-Store Demonstrator

Demonstrate merchandise and answer questions for the purpose of creating public interest in buying the product. May sell demonstrated merchandise.

| | | | | | | | |
|---------------------|--|---------|----------|----------|----------|----------|----------|
| North Dakota | | ANNUAL: | \$33,440 | \$25,510 | \$25,860 | \$26,100 | \$26,150 |
| Employment: N/A | | HOURLY: | \$16.08 | \$12.26 | \$12.43 | \$12.55 | \$12.57 |

'N/A' indicates data or information cannot be released due to reliability, availability, or confidentiality restrictions. Since a portion of substate employment is not attributed to a region, substate areas will NOT add up to statewide totals. Rounding and the absence of suppressed data may also affect additivity.

| | WAGE ESTIMATES | | | | | |
|--|-------------------|--------------------|--------------------|--------------------------------|--------------------|--------------------|
| | Average (Mean) | 10th Percentile | 25th Percentile | 50th Percentile (Median) | 75th Percentile | 90th Percentile |

41-9021 Real Estate Brokers

Alternate Job Title(s): Licensed Real Estate Broker

Operate real estate office, or work for commercial real estate firm, overseeing real estate transactions. Other duties usually include selling real estate or renting properties and arranging loans.

| | | | | | | | |
|---------------------|----------------|----------|----------|----------|----------|-----------|-----------|
| North Dakota | ANNUAL: | \$85,030 | \$41,860 | \$42,610 | \$89,870 | \$122,370 | \$132,710 |
| Employment: N/A | HOURLY: | \$40.88 | \$20.12 | \$20.49 | \$43.21 | \$58.83 | \$63.80 |

41-9022 Real Estate Sales Agents

Alternate Job Title(s): Apartment Rental Agent; Right of Way Agent

Rent, buy, or sell property for clients. Perform duties such as study property listings, interview prospective clients, accompany clients to property site, discuss conditions of sale, and draw up real estate contracts. Includes agents who represent buyer.

| | | | | | | | |
|-----------------------------------|----------------|----------|----------|----------|----------|-----------|-----------|
| North Dakota | ANNUAL: | \$63,620 | \$36,040 | \$47,000 | \$56,850 | \$74,790 | \$97,880 |
| Employment: 460 | HOURLY: | \$30.59 | \$17.33 | \$22.59 | \$27.33 | \$35.96 | \$47.06 |
| Region 1 | ANNUAL: | \$98,670 | \$47,740 | \$56,200 | \$84,510 | \$169,300 | \$169,300 |
| Employment: 10 | HOURLY: | \$47.44 | \$22.95 | \$27.02 | \$40.63 | \$81.40 | \$81.40 |
| Region 2 | ANNUAL: | \$67,830 | \$39,160 | \$54,980 | \$59,170 | \$81,470 | \$99,070 |
| Employment: 40 | HOURLY: | \$32.61 | \$18.83 | \$26.43 | \$28.45 | \$39.17 | \$47.63 |
| Region 3 | ANNUAL: | \$71,170 | \$44,720 | \$57,590 | \$67,500 | \$71,140 | \$103,170 |
| Employment: 10 | HOURLY: | \$34.21 | \$21.50 | \$27.69 | \$32.45 | \$34.20 | \$49.60 |
| Region 4 | ANNUAL: | \$59,050 | \$30,260 | \$47,690 | \$56,140 | \$57,590 | \$81,620 |
| Employment: 30 | HOURLY: | \$28.39 | \$14.55 | \$22.93 | \$26.99 | \$27.69 | \$39.24 |
| Region 5 | ANNUAL: | \$61,320 | \$30,150 | \$46,890 | \$57,150 | \$59,650 | \$96,860 |
| Employment: 180 | HOURLY: | \$29.48 | \$14.50 | \$22.54 | \$27.48 | \$28.68 | \$46.57 |
| Region 7 | ANNUAL: | \$63,420 | \$37,910 | \$52,440 | \$56,850 | \$69,310 | \$97,890 |
| Employment: 170 | HOURLY: | \$30.49 | \$18.23 | \$25.21 | \$27.33 | \$33.32 | \$47.06 |
| Bismarck, ND MetroSA | ANNUAL: | \$62,850 | \$37,910 | \$52,440 | \$56,850 | \$67,710 | \$97,140 |
| Employment: 160 | HOURLY: | \$30.22 | \$18.23 | \$25.21 | \$27.33 | \$32.55 | \$46.70 |
| Fargo, ND-MN MetroSA | ANNUAL: | \$60,490 | \$30,150 | \$37,290 | \$57,150 | \$58,370 | \$96,860 |
| Employment: 200 | HOURLY: | \$29.08 | \$14.50 | \$17.93 | \$27.48 | \$28.06 | \$46.57 |
| Grand Forks, ND-MN MetroSA | ANNUAL: | \$56,730 | \$31,600 | \$37,380 | \$55,750 | \$56,530 | \$81,620 |
| Employment: 30 | HOURLY: | \$27.27 | \$15.19 | \$17.97 | \$26.80 | \$27.18 | \$39.24 |
| West ND Nonmetro Area | ANNUAL: | \$72,830 | \$37,870 | \$54,980 | \$60,680 | \$84,520 | \$103,170 |
| Employment: 60 | HOURLY: | \$35.01 | \$18.21 | \$26.43 | \$29.18 | \$40.64 | \$49.60 |
| East ND Nonmetro Area | ANNUAL: | \$66,340 | \$37,600 | \$47,740 | \$57,820 | \$76,600 | \$103,170 |
| Employment: 30 | HOURLY: | \$31.89 | \$18.08 | \$22.95 | \$27.80 | \$36.83 | \$49.60 |

41-9041 Telemarketers

Alternate Job Title(s): Telemarketing Sales Representative; Telephone Solicitor

Solicit donations or orders for goods or services over the telephone.

| | | | | | | | |
|---------------------|----------------|-----|-----|-----|-----|-----|-----|
| North Dakota | ANNUAL: | N/A | N/A | N/A | N/A | N/A | N/A |
| Employment: 80 | HOURLY: | N/A | N/A | N/A | N/A | N/A | N/A |

'N/A' indicates data or information cannot be released due to reliability, availability, or confidentiality restrictions. Since a portion of substate employment is not attributed to a region, substate areas will NOT add up to statewide totals. Rounding and the absence of suppressed data may also affect additivity.

| | | | WAGE ESTIMATES | | | | | |
|--|-----|---------|-------------------|--------------------|--------------------|--------------------------------|--------------------|--------------------|
| | | | Average (Mean) | 10th Percentile | 25th Percentile | 50th Percentile (Median) | 75th Percentile | 90th Percentile |
| 41-9099 Sales and Related Workers, All Other | | | | | | | | |
| Alternate Job Title(s): Auctioneer; Blood Donor Recruiter; Pawn Shop Clerk; Personal Shopper; Store Gift Wrap Associate | | | | | | | | |
| All sales and related workers not listed separately. | | | | | | | | |
| North Dakota | | ANNUAL: | \$50,170 | \$29,790 | \$35,160 | \$48,860 | \$59,070 | \$73,280 |
| Employment: | 220 | HOURLY: | \$24.12 | \$14.32 | \$16.90 | \$23.49 | \$28.40 | \$35.23 |
| Region 2 | | ANNUAL: | \$54,600 | \$33,220 | \$38,030 | \$52,000 | \$60,590 | \$87,150 |
| Employment: | 10 | HOURLY: | \$26.25 | \$15.97 | \$18.28 | \$25.00 | \$29.13 | \$41.90 |
| Region 4 | | ANNUAL: | \$49,570 | \$22,510 | \$32,430 | \$44,830 | \$67,890 | \$79,920 |
| Employment: | 30 | HOURLY: | \$23.83 | \$10.82 | \$15.59 | \$21.55 | \$32.64 | \$38.42 |
| Region 5 | | ANNUAL: | \$52,460 | \$30,150 | \$40,700 | \$51,360 | \$60,230 | \$75,420 |
| Employment: | 90 | HOURLY: | \$25.22 | \$14.49 | \$19.57 | \$24.69 | \$28.95 | \$36.26 |
| Region 7 | | ANNUAL: | \$44,480 | \$29,790 | \$33,680 | \$38,910 | \$49,770 | \$69,090 |
| Employment: | 50 | HOURLY: | \$21.39 | \$14.32 | \$16.19 | \$18.70 | \$23.93 | \$33.22 |
| Region 8 | | ANNUAL: | \$53,910 | \$41,660 | \$49,470 | \$51,430 | \$52,000 | \$61,350 |
| Employment: | 10 | HOURLY: | \$25.92 | \$20.03 | \$23.78 | \$24.72 | \$25.00 | \$29.49 |
| Bismarck, ND MetroSA | | ANNUAL: | \$44,770 | \$29,790 | \$33,680 | \$38,900 | \$49,770 | \$69,090 |
| Employment: | 50 | HOURLY: | \$21.53 | \$14.32 | \$16.19 | \$18.70 | \$23.93 | \$33.22 |
| Fargo, ND-MN MetroSA | | ANNUAL: | \$47,970 | \$23,590 | \$32,860 | \$47,090 | \$58,720 | \$71,880 |
| Employment: | 120 | HOURLY: | \$23.06 | \$11.34 | \$15.80 | \$22.64 | \$28.23 | \$34.56 |
| West ND Nonmetro Area | | ANNUAL: | \$53,260 | \$33,220 | \$41,660 | \$51,430 | \$59,780 | \$70,610 |
| Employment: | 30 | HOURLY: | \$25.61 | \$15.97 | \$20.03 | \$24.72 | \$28.74 | \$33.95 |
| East ND Nonmetro Area | | ANNUAL: | \$47,970 | \$22,510 | \$32,430 | \$53,770 | \$61,610 | \$61,610 |
| Employment: | N/A | HOURLY: | \$23.06 | \$10.82 | \$15.59 | \$25.85 | \$29.62 | \$29.62 |

'N/A' indicates data or information cannot be released due to reliability, availability, or confidentiality restrictions. Since a portion of substate employment is not attributed to a region, substate areas will NOT add up to statewide totals. Rounding and the absence of suppressed data may also affect additivity.

| | | WAGE ESTIMATES | | | | | |
|--|---------|-------------------|--------------------|--------------------|--------------------------------|--------------------|--------------------|
| | | Average (Mean) | 10th Percentile | 25th Percentile | 50th Percentile (Median) | 75th Percentile | 90th Percentile |
| 43-0000 Office and Administrative Support Occupations | | | | | | | |
| Alternate Job Title(s): N/A | | | | | | | |
| North Dakota Employment: 46,030 | ANNUAL: | \$45,270 | \$29,550 | \$35,520 | \$42,490 | \$51,450 | \$63,710 |
| | HOURLY: | \$21.77 | \$14.21 | \$17.08 | \$20.43 | \$24.74 | \$30.63 |
| Region 1 Employment: 3,020 | ANNUAL: | \$48,840 | \$30,670 | \$38,150 | \$46,490 | \$56,920 | \$68,780 |
| | HOURLY: | \$23.48 | \$14.75 | \$18.34 | \$22.35 | \$27.37 | \$33.07 |
| Region 2 Employment: 4,840 | ANNUAL: | \$45,210 | \$29,580 | \$35,070 | \$42,150 | \$51,350 | \$63,660 |
| | HOURLY: | \$21.73 | \$14.22 | \$16.86 | \$20.27 | \$24.69 | \$30.61 |
| Region 3 Employment: 1,670 | ANNUAL: | \$44,580 | \$29,670 | \$34,990 | \$41,940 | \$51,490 | \$62,560 |
| | HOURLY: | \$21.43 | \$14.26 | \$16.82 | \$20.16 | \$24.75 | \$30.08 |
| Region 4 Employment: 4,970 | ANNUAL: | \$43,860 | \$29,100 | \$34,800 | \$40,560 | \$48,960 | \$61,160 |
| | HOURLY: | \$21.09 | \$13.99 | \$16.73 | \$19.50 | \$23.54 | \$29.41 |
| Region 5 Employment: 16,490 | ANNUAL: | \$44,870 | \$29,580 | \$35,410 | \$41,600 | \$50,740 | \$63,540 |
| | HOURLY: | \$21.57 | \$14.22 | \$17.02 | \$20.00 | \$24.40 | \$30.55 |
| Region 6 Employment: 2,610 | ANNUAL: | \$43,990 | \$28,370 | \$34,880 | \$40,950 | \$50,270 | \$61,950 |
| | HOURLY: | \$21.15 | \$13.64 | \$16.77 | \$19.69 | \$24.17 | \$29.78 |
| Region 7 Employment: 9,560 | ANNUAL: | \$45,700 | \$29,710 | \$36,050 | \$43,300 | \$52,000 | \$64,790 |
| | HOURLY: | \$21.97 | \$14.28 | \$17.33 | \$20.82 | \$25.00 | \$31.15 |
| Region 8 Employment: 2,410 | ANNUAL: | \$46,200 | \$29,270 | \$36,460 | \$44,330 | \$53,770 | \$64,100 |
| | HOURLY: | \$22.21 | \$14.07 | \$17.53 | \$21.31 | \$25.85 | \$30.82 |
| Bismarck, ND MetroSA Employment: 8,550 | ANNUAL: | \$45,630 | \$29,760 | \$36,070 | \$43,240 | \$51,980 | \$64,400 |
| | HOURLY: | \$21.94 | \$14.31 | \$17.34 | \$20.79 | \$24.99 | \$30.96 |
| Fargo, ND-MN MetroSA Employment: 16,970 | ANNUAL: | \$44,800 | \$29,480 | \$35,380 | \$41,600 | \$50,760 | \$63,130 |
| | HOURLY: | \$21.54 | \$14.18 | \$17.01 | \$20.00 | \$24.40 | \$30.35 |
| Grand Forks, ND-MN MetroSA Employment: 5,280 | ANNUAL: | \$43,960 | \$29,100 | \$34,730 | \$40,630 | \$49,220 | \$61,480 |
| | HOURLY: | \$21.14 | \$13.99 | \$16.70 | \$19.54 | \$23.66 | \$29.56 |
| West ND Nonmetro Area Employment: 11,280 | ANNUAL: | \$46,490 | \$29,810 | \$36,120 | \$44,240 | \$53,830 | \$65,510 |
| | HOURLY: | \$22.35 | \$14.33 | \$17.36 | \$21.27 | \$25.88 | \$31.49 |
| East ND Nonmetro Area Employment: 6,780 | ANNUAL: | \$44,640 | \$29,160 | \$35,360 | \$42,000 | \$51,170 | \$62,780 |
| | HOURLY: | \$21.46 | \$14.02 | \$17.00 | \$20.19 | \$24.60 | \$30.18 |

'N/A' indicates data or information cannot be released due to reliability, availability, or confidentiality restrictions. Since a portion of substate employment is not attributed to a region, substate areas will NOT add up to statewide totals. Rounding and the absence of suppressed data may also affect additivity.

| | | WAGE ESTIMATES | | | | | |
|--|----------------|-------------------|--------------------|--------------------|--------------------------------|--------------------|--------------------|
| | | Average (Mean) | 10th Percentile | 25th Percentile | 50th Percentile (Median) | 75th Percentile | 90th Percentile |
| 43-1011 First-Line Supervisors of Office and Administrative Support Workers | | | | | | | |
| Alternate Job Title(s): Clerical Supervisor; Payroll Supervisor; Teller Supervisor | | | | | | | |
| Directly supervise and coordinate the activities of clerical and administrative support workers. | | | | | | | |
| North Dakota | ANNUAL: | \$62,860 | \$36,860 | \$46,420 | \$60,440 | \$75,280 | \$92,820 |
| Employment: 1,890 | HOURLY: | \$30.22 | \$17.72 | \$22.32 | \$29.06 | \$36.19 | \$44.62 |
| Region 1 | ANNUAL: | \$68,040 | \$38,150 | \$46,220 | \$62,550 | \$81,600 | \$101,610 |
| Employment: 100 | HOURLY: | \$32.71 | \$18.34 | \$22.22 | \$30.07 | \$39.23 | \$48.85 |
| Region 2 | ANNUAL: | \$60,580 | \$37,150 | \$40,890 | \$52,040 | \$71,470 | \$87,420 |
| Employment: 180 | HOURLY: | \$29.12 | \$17.86 | \$19.66 | \$25.02 | \$34.36 | \$42.03 |
| Region 3 | ANNUAL: | \$53,680 | \$34,050 | \$39,300 | \$50,430 | \$59,520 | \$76,970 |
| Employment: 60 | HOURLY: | \$25.81 | \$16.37 | \$18.89 | \$24.25 | \$28.61 | \$37.00 |
| Region 4 | ANNUAL: | \$60,780 | \$37,530 | \$46,590 | \$56,470 | \$72,890 | \$86,830 |
| Employment: 230 | HOURLY: | \$29.22 | \$18.04 | \$22.40 | \$27.15 | \$35.04 | \$41.75 |
| Region 5 | ANNUAL: | \$64,710 | \$36,330 | \$48,190 | \$61,940 | \$76,950 | \$95,190 |
| Employment: 760 | HOURLY: | \$31.11 | \$17.47 | \$23.17 | \$29.78 | \$37.00 | \$45.76 |
| Region 6 | ANNUAL: | \$57,560 | \$32,200 | \$44,990 | \$55,900 | \$65,980 | \$82,410 |
| Employment: 100 | HOURLY: | \$27.67 | \$15.48 | \$21.63 | \$26.88 | \$31.72 | \$39.62 |
| Region 7 | ANNUAL: | \$64,240 | \$36,420 | \$47,330 | \$61,850 | \$75,590 | \$96,760 |
| Employment: 350 | HOURLY: | \$30.89 | \$17.51 | \$22.75 | \$29.73 | \$36.34 | \$46.52 |
| Region 8 | ANNUAL: | \$57,410 | \$37,920 | \$42,320 | \$48,690 | \$70,770 | \$88,560 |
| Employment: 80 | HOURLY: | \$27.60 | \$18.23 | \$20.35 | \$23.41 | \$34.02 | \$42.58 |
| Bismarck, ND MetroSA | ANNUAL: | \$64,670 | \$36,520 | \$47,750 | \$62,400 | \$75,730 | \$96,290 |
| Employment: 310 | HOURLY: | \$31.09 | \$17.56 | \$22.96 | \$30.00 | \$36.41 | \$46.29 |
| Fargo, ND-MN MetroSA | ANNUAL: | \$64,210 | \$37,080 | \$48,190 | \$61,740 | \$76,200 | \$94,390 |
| Employment: 850 | HOURLY: | \$30.87 | \$17.83 | \$23.17 | \$29.68 | \$36.64 | \$45.38 |
| Grand Forks, ND-MN MetroSA | ANNUAL: | \$62,030 | \$37,850 | \$46,860 | \$60,040 | \$75,870 | \$87,760 |
| Employment: 270 | HOURLY: | \$29.82 | \$18.20 | \$22.53 | \$28.87 | \$36.48 | \$42.19 |
| West ND Nonmetro Area | ANNUAL: | \$61,910 | \$37,290 | \$43,470 | \$55,040 | \$74,900 | \$98,370 |
| Employment: 410 | HOURLY: | \$29.76 | \$17.93 | \$20.90 | \$26.46 | \$36.01 | \$47.29 |
| East ND Nonmetro Area | ANNUAL: | \$57,230 | \$32,450 | \$44,990 | \$55,640 | \$65,980 | \$80,880 |
| Employment: 250 | HOURLY: | \$27.52 | \$15.60 | \$21.63 | \$26.75 | \$31.72 | \$38.88 |

43-2011 Switchboard Operators, Including Answering Service**Alternate Job Title(s):** Private Branch Exchange Operator; Telephone Answering Service Operator; Telephone Switchboard Operator

Operate telephone business systems equipment or switchboards to relay incoming, outgoing, and interoffice calls. May supply information to callers and record messages.

| | | | | | | | |
|-----------------------------|----------------|----------|----------|----------|----------|----------|----------|
| North Dakota | ANNUAL: | \$33,800 | \$23,490 | \$27,790 | \$30,350 | \$37,800 | \$41,950 |
| Employment: 60 | HOURLY: | \$16.25 | \$11.29 | \$13.36 | \$14.59 | \$18.17 | \$20.17 |
| Region 5 | ANNUAL: | \$31,750 | \$23,490 | \$27,730 | \$30,350 | \$37,160 | \$38,730 |
| Employment: 30 | HOURLY: | \$15.26 | \$11.29 | \$13.33 | \$14.59 | \$17.87 | \$18.62 |
| Fargo, ND-MN MetroSA | ANNUAL: | \$31,740 | \$23,490 | \$27,730 | \$30,350 | \$37,160 | \$38,730 |
| Employment: 30 | HOURLY: | \$15.26 | \$11.29 | \$13.33 | \$14.59 | \$17.87 | \$18.62 |

'N/A' indicates data or information cannot be released due to reliability, availability, or confidentiality restrictions. Since a portion of substate employment is not attributed to a region, substate areas will NOT add up to statewide totals. Rounding and the absence of suppressed data may also affect additivity.

| | | | WAGE ESTIMATES | | | | | |
|---|--|----------------|-------------------|--------------------|--------------------|--------------------------------|--------------------|--------------------|
| | | | Average (Mean) | 10th Percentile | 25th Percentile | 50th Percentile (Median) | 75th Percentile | 90th Percentile |
| 43-3011 Bill and Account Collectors | | | | | | | | |
| Alternate Job Title(s): Collection Agent; Debt Collector; Repossessor | | | | | | | | |
| Locate and notify customers of delinquent accounts by mail, telephone, or personal visit to solicit payment. Duties include receiving payment and posting amount to customer's account, preparing statements to credit department if customer fails to respond, initiating repossession proceedings or service disconnection, and keeping records of collection and status of accounts. | | | | | | | | |
| North Dakota | | ANNUAL: | \$42,400 | \$29,560 | \$36,160 | \$40,690 | \$47,950 | \$55,240 |
| Employment: 270 | | HOURLY: | \$20.39 | \$14.21 | \$17.39 | \$19.56 | \$23.05 | \$26.56 |
| Region 2 | | ANNUAL: | \$39,880 | \$33,050 | \$34,110 | \$36,940 | \$45,370 | \$51,260 |
| Employment: 20 | | HOURLY: | \$19.17 | \$15.89 | \$16.40 | \$17.76 | \$21.81 | \$24.65 |
| Region 4 | | ANNUAL: | \$41,260 | \$29,370 | \$29,370 | \$37,120 | \$43,430 | \$57,520 |
| Employment: 20 | | HOURLY: | \$19.84 | \$14.12 | \$14.12 | \$17.85 | \$20.88 | \$27.65 |
| Region 5 | | ANNUAL: | \$42,210 | \$31,550 | \$35,520 | \$40,280 | \$47,360 | \$56,180 |
| Employment: 90 | | HOURLY: | \$20.29 | \$15.17 | \$17.07 | \$19.36 | \$22.77 | \$27.01 |
| Region 7 | | ANNUAL: | \$43,100 | \$30,840 | \$37,620 | \$42,250 | \$49,070 | \$54,390 |
| Employment: 130 | | HOURLY: | \$20.72 | \$14.83 | \$18.09 | \$20.31 | \$23.59 | \$26.15 |
| Bismarck, ND MetroSA | | ANNUAL: | \$43,100 | \$30,840 | \$37,620 | \$42,250 | \$49,070 | \$54,390 |
| Employment: 120 | | HOURLY: | \$20.72 | \$14.83 | \$18.09 | \$20.31 | \$23.59 | \$26.15 |
| Fargo, ND-MN MetroSA | | ANNUAL: | \$45,010 | \$31,550 | \$36,810 | \$43,350 | \$51,950 | \$61,050 |
| Employment: 110 | | HOURLY: | \$21.64 | \$15.17 | \$17.70 | \$20.84 | \$24.98 | \$29.35 |
| Grand Forks, ND-MN MetroSA | | ANNUAL: | \$49,540 | \$36,620 | \$37,120 | \$45,550 | \$58,370 | \$59,120 |
| Employment: 20 | | HOURLY: | \$23.82 | \$17.61 | \$17.85 | \$21.90 | \$28.06 | \$28.43 |
| West ND Nonmetro Area | | ANNUAL: | \$39,930 | \$32,380 | \$34,110 | \$36,940 | \$45,370 | \$51,260 |
| Employment: 20 | | HOURLY: | \$19.20 | \$15.57 | \$16.40 | \$17.76 | \$21.81 | \$24.65 |
| East ND Nonmetro Area | | ANNUAL: | \$36,520 | \$29,370 | \$29,370 | \$35,880 | \$40,690 | \$45,630 |
| Employment: 20 | | HOURLY: | \$17.56 | \$14.12 | \$14.12 | \$17.25 | \$19.56 | \$21.94 |

'N/A' indicates data or information cannot be released due to reliability, availability, or confidentiality restrictions. Since a portion of substate employment is not attributed to a region, substate areas will NOT add up to statewide totals. Rounding and the absence of suppressed data may also affect additivity.

| | | | WAGE ESTIMATES | | | | | |
|--|-----|---------|-------------------|--------------------|--------------------|--------------------------------|--------------------|--------------------|
| | | | Average (Mean) | 10th Percentile | 25th Percentile | 50th Percentile (Median) | 75th Percentile | 90th Percentile |
| 43-3021 Billing and Posting Clerks | | | | | | | | |
| Alternate Job Title(s): Invoice Control Clerk; Statement Processor | | | | | | | | |
| Compile, compute, and record billing, accounting, statistical, and other numerical data for billing purposes. Prepare billing invoices for services rendered or for delivery or shipment of goods. Excludes Medical Records Specialists (29-2072). | | | | | | | | |
| North Dakota | | ANNUAL: | \$45,880 | \$34,840 | \$38,750 | \$44,920 | \$49,720 | \$61,300 |
| Employment: | 810 | HOURLY: | \$22.06 | \$16.75 | \$18.63 | \$21.59 | \$23.90 | \$29.47 |
| Region 1 | | ANNUAL: | \$50,950 | \$38,330 | \$42,660 | \$47,320 | \$53,830 | \$69,400 |
| Employment: | 80 | HOURLY: | \$24.49 | \$18.43 | \$20.51 | \$22.75 | \$25.88 | \$33.36 |
| Region 2 | | ANNUAL: | \$46,390 | \$36,910 | \$40,570 | \$42,660 | \$47,290 | \$65,000 |
| Employment: | 70 | HOURLY: | \$22.30 | \$17.74 | \$19.50 | \$20.51 | \$22.73 | \$31.25 |
| Region 3 | | ANNUAL: | \$47,240 | \$36,140 | \$41,290 | \$45,160 | \$48,800 | \$69,410 |
| Employment: | 20 | HOURLY: | \$22.71 | \$17.38 | \$19.85 | \$21.71 | \$23.46 | \$33.37 |
| Region 4 | | ANNUAL: | \$43,500 | \$34,580 | \$37,440 | \$43,590 | \$46,430 | \$54,080 |
| Employment: | 120 | HOURLY: | \$20.91 | \$16.62 | \$18.00 | \$20.96 | \$22.32 | \$26.00 |
| Region 5 | | ANNUAL: | \$44,470 | \$31,800 | \$37,580 | \$45,470 | \$47,850 | \$56,710 |
| Employment: | 240 | HOURLY: | \$21.38 | \$15.29 | \$18.07 | \$21.86 | \$23.00 | \$27.26 |
| Region 6 | | ANNUAL: | \$46,250 | \$34,840 | \$38,710 | \$42,660 | \$50,720 | \$61,680 |
| Employment: | 50 | HOURLY: | \$22.24 | \$16.75 | \$18.61 | \$20.51 | \$24.38 | \$29.65 |
| Region 7 | | ANNUAL: | \$45,570 | \$35,330 | \$38,290 | \$44,920 | \$48,620 | \$61,450 |
| Employment: | 190 | HOURLY: | \$21.91 | \$16.98 | \$18.41 | \$21.59 | \$23.37 | \$29.54 |
| Region 8 | | ANNUAL: | \$50,230 | \$36,860 | \$42,660 | \$46,970 | \$57,630 | \$65,000 |
| Employment: | 40 | HOURLY: | \$24.15 | \$17.72 | \$20.51 | \$22.58 | \$27.71 | \$31.25 |
| Bismarck, ND MetroSA | | ANNUAL: | \$45,450 | \$34,210 | \$37,880 | \$44,920 | \$48,620 | \$61,690 |
| Employment: | 170 | HOURLY: | \$21.85 | \$16.45 | \$18.21 | \$21.59 | \$23.37 | \$29.66 |
| Fargo, ND-MN MetroSA | | ANNUAL: | \$44,710 | \$31,860 | \$37,530 | \$45,570 | \$48,430 | \$57,540 |
| Employment: | 260 | HOURLY: | \$21.50 | \$15.32 | \$18.04 | \$21.91 | \$23.28 | \$27.66 |
| Grand Forks, ND-MN MetroSA | | ANNUAL: | \$44,140 | \$35,030 | \$37,440 | \$44,410 | \$46,430 | \$56,310 |
| Employment: | 120 | HOURLY: | \$21.22 | \$16.84 | \$18.00 | \$21.35 | \$22.32 | \$27.07 |
| West ND Nonmetro Area | | ANNUAL: | \$48,810 | \$37,730 | \$41,720 | \$44,920 | \$53,830 | \$69,370 |
| Employment: | 210 | HOURLY: | \$23.47 | \$18.14 | \$20.06 | \$21.60 | \$25.88 | \$33.35 |
| East ND Nonmetro Area | | ANNUAL: | \$45,480 | \$34,840 | \$38,710 | \$42,650 | \$47,710 | \$58,830 |
| Employment: | 100 | HOURLY: | \$21.87 | \$16.75 | \$18.61 | \$20.51 | \$22.94 | \$28.28 |

'N/A' indicates data or information cannot be released due to reliability, availability, or confidentiality restrictions. Since a portion of substate employment is not attributed to a region, substate areas will NOT add up to statewide totals. Rounding and the absence of suppressed data may also affect additivity.

| | | WAGE ESTIMATES | | | | | |
|---|----------------|-------------------|--------------------|--------------------|--------------------------------|--------------------|--------------------|
| | | Average (Mean) | 10th Percentile | 25th Percentile | 50th Percentile (Median) | 75th Percentile | 90th Percentile |
| 43-3031 Bookkeeping, Accounting, and Auditing Clerks | | | | | | | |
| Alternate Job Title(s): Accounts Receivable Clerk; Bookkeeper; Mortgage Accounting Clerk | | | | | | | |
| Compute, classify, and record numerical data to keep financial records complete. Perform any combination of routine calculating, posting, and verifying duties to obtain primary financial data for use in maintaining accounting records. May also check the accuracy of figures, calculations, and postings pertaining to business transactions recorded by other workers. Excludes Payroll and Timekeeping Clerks (43-3051). | | | | | | | |
| North Dakota | ANNUAL: | \$45,520 | \$33,070 | \$37,880 | \$43,830 | \$50,940 | \$61,470 |
| Employment: 3,880 | HOURLY: | \$21.89 | \$15.90 | \$18.21 | \$21.07 | \$24.49 | \$29.56 |
| Region 1 | ANNUAL: | \$46,280 | \$33,220 | \$38,870 | \$43,870 | \$52,430 | \$62,980 |
| Employment: 290 | HOURLY: | \$22.25 | \$15.97 | \$18.69 | \$21.09 | \$25.21 | \$30.28 |
| Region 2 | ANNUAL: | \$45,260 | \$31,200 | \$37,220 | \$43,560 | \$52,310 | \$61,440 |
| Employment: 380 | HOURLY: | \$21.76 | \$15.00 | \$17.89 | \$20.94 | \$25.15 | \$29.54 |
| Region 3 | ANNUAL: | \$46,210 | \$32,760 | \$36,510 | \$44,670 | \$52,640 | \$61,440 |
| Employment: 160 | HOURLY: | \$22.22 | \$15.75 | \$17.55 | \$21.47 | \$25.31 | \$29.54 |
| Region 4 | ANNUAL: | \$44,730 | \$31,750 | \$37,030 | \$43,160 | \$50,170 | \$59,840 |
| Employment: 410 | HOURLY: | \$21.50 | \$15.26 | \$17.80 | \$20.75 | \$24.12 | \$28.77 |
| Region 5 | ANNUAL: | \$45,300 | \$34,370 | \$38,100 | \$43,690 | \$50,680 | \$60,280 |
| Employment: 1,370 | HOURLY: | \$21.78 | \$16.52 | \$18.32 | \$21.00 | \$24.37 | \$28.98 |
| Region 6 | ANNUAL: | \$44,650 | \$30,160 | \$36,310 | \$42,300 | \$51,070 | \$63,480 |
| Employment: 220 | HOURLY: | \$21.46 | \$14.50 | \$17.46 | \$20.34 | \$24.55 | \$30.52 |
| Region 7 | ANNUAL: | \$46,160 | \$33,280 | \$37,810 | \$44,580 | \$52,000 | \$62,500 |
| Employment: 770 | HOURLY: | \$22.19 | \$16.00 | \$18.18 | \$21.43 | \$25.00 | \$30.05 |
| Region 8 | ANNUAL: | \$45,900 | \$31,200 | \$36,690 | \$43,520 | \$54,130 | \$62,210 |
| Employment: 240 | HOURLY: | \$22.07 | \$15.00 | \$17.64 | \$20.92 | \$26.02 | \$29.91 |
| Bismarck, ND MetroSA | ANNUAL: | \$46,390 | \$33,910 | \$38,180 | \$44,820 | \$51,050 | \$63,120 |
| Employment: 680 | HOURLY: | \$22.30 | \$16.31 | \$18.36 | \$21.55 | \$24.55 | \$30.35 |
| Fargo, ND-MN MetroSA | ANNUAL: | \$45,340 | \$34,370 | \$38,050 | \$44,020 | \$50,680 | \$60,280 |
| Employment: 1,400 | HOURLY: | \$21.80 | \$16.52 | \$18.29 | \$21.16 | \$24.37 | \$28.98 |
| Grand Forks, ND-MN MetroSA | ANNUAL: | \$44,870 | \$31,160 | \$37,150 | \$43,960 | \$51,600 | \$59,840 |
| Employment: 460 | HOURLY: | \$21.57 | \$14.98 | \$17.86 | \$21.14 | \$24.81 | \$28.77 |
| West ND Nonmetro Area | ANNUAL: | \$45,640 | \$31,200 | \$37,640 | \$43,520 | \$53,070 | \$61,980 |
| Employment: 1,000 | HOURLY: | \$21.94 | \$15.00 | \$18.10 | \$20.92 | \$25.51 | \$29.80 |
| East ND Nonmetro Area | ANNUAL: | \$45,910 | \$31,520 | \$36,690 | \$42,920 | \$53,070 | \$63,480 |
| Employment: 580 | HOURLY: | \$22.07 | \$15.15 | \$17.64 | \$20.64 | \$25.51 | \$30.52 |

'N/A' indicates data or information cannot be released due to reliability, availability, or confidentiality restrictions. Since a portion of substate employment is not attributed to a region, substate areas will NOT add up to statewide totals. Rounding and the absence of suppressed data may also affect additivity.

| | | | WAGE ESTIMATES | | | | | |
|--|-----|---------|-------------------|--------------------|--------------------|--------------------------------|--------------------|--------------------|
| | | | Average (Mean) | 10th Percentile | 25th Percentile | 50th Percentile (Median) | 75th Percentile | 90th Percentile |
| 43-3051 Payroll and Timekeeping Clerks | | | | | | | | |
| Alternate Job Title(s): Time and Attendance Clerk; Timekeeper | | | | | | | | |
| Compile and record employee time and payroll data. May compute employees' time worked, production, and commission. May compute and post wages and deductions, or prepare paychecks. Excludes Bookkeeping, Accounting, and Auditing Clerks (43-3031). | | | | | | | | |
| North Dakota | | ANNUAL: | \$55,070 | \$39,660 | \$45,520 | \$52,760 | \$64,330 | \$68,890 |
| Employment: | 270 | HOURLY: | \$26.48 | \$19.07 | \$21.88 | \$25.36 | \$30.93 | \$33.12 |
| Region 1 | | ANNUAL: | \$59,080 | \$39,660 | \$49,280 | \$58,590 | \$62,500 | \$66,560 |
| Employment: | 10 | HOURLY: | \$28.40 | \$19.07 | \$23.69 | \$28.17 | \$30.05 | \$32.00 |
| Region 2 | | ANNUAL: | \$51,910 | \$39,660 | \$46,900 | \$48,820 | \$56,470 | \$66,770 |
| Employment: | 20 | HOURLY: | \$24.96 | \$19.07 | \$22.55 | \$23.47 | \$27.15 | \$32.10 |
| Region 3 | | ANNUAL: | \$50,250 | \$34,990 | \$44,060 | \$44,060 | \$58,490 | \$66,580 |
| Employment: | 10 | HOURLY: | \$24.16 | \$16.82 | \$21.18 | \$21.18 | \$28.12 | \$32.01 |
| Region 4 | | ANNUAL: | \$54,400 | \$43,990 | \$46,760 | \$49,550 | \$60,780 | \$63,820 |
| Employment: | 40 | HOURLY: | \$26.15 | \$21.15 | \$22.48 | \$23.82 | \$29.22 | \$30.68 |
| Region 5 | | ANNUAL: | \$55,580 | \$38,870 | \$46,700 | \$53,270 | \$65,340 | \$73,140 |
| Employment: | 90 | HOURLY: | \$26.72 | \$18.69 | \$22.45 | \$25.61 | \$31.41 | \$35.16 |
| Region 6 | | ANNUAL: | \$53,460 | \$39,660 | \$44,060 | \$52,080 | \$65,340 | \$65,340 |
| Employment: | 20 | HOURLY: | \$25.70 | \$19.07 | \$21.18 | \$25.04 | \$31.41 | \$31.41 |
| Region 7 | | ANNUAL: | \$56,450 | \$39,660 | \$46,830 | \$54,090 | \$65,540 | \$71,530 |
| Employment: | 60 | HOURLY: | \$27.14 | \$19.07 | \$22.51 | \$26.00 | \$31.51 | \$34.39 |
| Bismarck, ND MetroSA | | ANNUAL: | \$55,940 | \$39,040 | \$46,830 | \$54,090 | \$64,330 | \$71,520 |
| Employment: | 50 | HOURLY: | \$26.89 | \$18.77 | \$22.51 | \$26.00 | \$30.93 | \$34.39 |
| Fargo, ND-MN MetroSA | | ANNUAL: | \$55,240 | \$37,620 | \$47,000 | \$52,800 | \$64,190 | \$73,520 |
| Employment: | 90 | HOURLY: | \$26.56 | \$18.09 | \$22.60 | \$25.38 | \$30.86 | \$35.35 |
| Grand Forks, ND-MN MetroSA | | ANNUAL: | \$53,320 | \$39,900 | \$46,750 | \$48,960 | \$59,150 | \$63,430 |
| Employment: | 40 | HOURLY: | \$25.64 | \$19.18 | \$22.48 | \$23.54 | \$28.44 | \$30.50 |
| West ND Nonmetro Area | | ANNUAL: | \$55,580 | \$39,660 | \$46,900 | \$52,410 | \$65,200 | \$66,770 |
| Employment: | 50 | HOURLY: | \$26.72 | \$19.07 | \$22.55 | \$25.20 | \$31.34 | \$32.10 |
| East ND Nonmetro Area | | ANNUAL: | \$53,930 | \$39,660 | \$44,060 | \$51,600 | \$65,340 | \$66,590 |
| Employment: | 60 | HOURLY: | \$25.93 | \$19.07 | \$21.18 | \$24.81 | \$31.42 | \$32.01 |

43-3061 Procurement Clerks**Alternate Job Title(s):** Procurement Assistant; Purchasing Clerk

Compile information and records to draw up purchase orders for procurement of materials and services. Excludes Wholesale and Retail Buyers, Except Farm Products (13-1022).

| | | | | | | | | |
|------------------------------|----|---------|----------|----------|----------|----------|----------|----------|
| North Dakota | | ANNUAL: | \$48,880 | \$40,250 | \$42,930 | \$46,220 | \$53,680 | \$58,360 |
| Employment: | 60 | HOURLY: | \$23.50 | \$19.35 | \$20.64 | \$22.22 | \$25.81 | \$28.06 |
| Region 5 | | ANNUAL: | \$45,730 | \$36,970 | \$41,390 | \$44,130 | \$52,190 | \$53,690 |
| Employment: | 20 | HOURLY: | \$21.98 | \$17.78 | \$19.90 | \$21.22 | \$25.09 | \$25.81 |
| Fargo, ND-MN MetroSA | | ANNUAL: | \$46,910 | \$37,320 | \$41,390 | \$45,370 | \$53,440 | \$56,530 |
| Employment: | 30 | HOURLY: | \$22.56 | \$17.94 | \$19.90 | \$21.81 | \$25.69 | \$27.18 |
| West ND Nonmetro Area | | ANNUAL: | \$53,590 | \$40,250 | \$44,720 | \$53,680 | \$60,540 | \$65,630 |
| Employment: | 20 | HOURLY: | \$25.77 | \$19.35 | \$21.50 | \$25.81 | \$29.11 | \$31.55 |

'N/A' indicates data or information cannot be released due to reliability, availability, or confidentiality restrictions. Since a portion of substate employment is not attributed to a region, substate areas will NOT add up to statewide totals. Rounding and the absence of suppressed data may also affect additivity.

| | | WAGE ESTIMATES | | | | | |
|---|----------------|-------------------|--------------------|--------------------|--------------------------------|--------------------|--------------------|
| | | Average (Mean) | 10th Percentile | 25th Percentile | 50th Percentile (Median) | 75th Percentile | 90th Percentile |
| 43-3071 Tellers | | | | | | | |
| Alternate Job Title(s): Foreign Exchange Clerk; Money Order Clerk; Securities Teller | | | | | | | |
| Receive and pay out money. Keep records of money and negotiable instruments involved in a financial institution's various transactions. | | | | | | | |
| North Dakota | ANNUAL: | \$37,670 | \$30,530 | \$33,180 | \$36,570 | \$38,980 | \$46,210 |
| Employment: 2,200 | HOURLY: | \$18.11 | \$14.68 | \$15.95 | \$17.58 | \$18.74 | \$22.21 |
| Region 1 | ANNUAL: | \$39,400 | \$30,930 | \$36,480 | \$37,790 | \$42,610 | \$46,640 |
| Employment: 110 | HOURLY: | \$18.94 | \$14.87 | \$17.54 | \$18.17 | \$20.49 | \$22.42 |
| Region 2 | ANNUAL: | \$38,610 | \$30,770 | \$35,500 | \$37,130 | \$42,610 | \$46,580 |
| Employment: 260 | HOURLY: | \$18.56 | \$14.80 | \$17.07 | \$17.85 | \$20.49 | \$22.40 |
| Region 3 | ANNUAL: | \$36,610 | \$30,560 | \$31,580 | \$36,520 | \$37,230 | \$44,080 |
| Employment: 120 | HOURLY: | \$17.60 | \$14.69 | \$15.18 | \$17.56 | \$17.90 | \$21.19 |
| Region 4 | ANNUAL: | \$36,790 | \$29,890 | \$31,580 | \$36,090 | \$38,050 | \$45,050 |
| Employment: 230 | HOURLY: | \$17.68 | \$14.37 | \$15.18 | \$17.35 | \$18.29 | \$21.66 |
| Region 5 | ANNUAL: | \$36,930 | \$30,360 | \$31,750 | \$36,000 | \$37,940 | \$45,470 |
| Employment: 690 | HOURLY: | \$17.75 | \$14.60 | \$15.27 | \$17.31 | \$18.24 | \$21.86 |
| Region 6 | ANNUAL: | \$37,230 | \$30,560 | \$33,960 | \$36,540 | \$37,910 | \$45,580 |
| Employment: 180 | HOURLY: | \$17.90 | \$14.69 | \$16.32 | \$17.57 | \$18.23 | \$21.91 |
| Region 7 | ANNUAL: | \$37,470 | \$30,100 | \$31,520 | \$36,180 | \$39,440 | \$46,510 |
| Employment: 390 | HOURLY: | \$18.01 | \$14.47 | \$15.16 | \$17.39 | \$18.96 | \$22.36 |
| Region 8 | ANNUAL: | \$40,490 | \$30,740 | \$36,060 | \$37,700 | \$46,420 | \$54,570 |
| Employment: 140 | HOURLY: | \$19.47 | \$14.78 | \$17.34 | \$18.12 | \$22.32 | \$26.24 |
| Bismarck, ND MetroSA | ANNUAL: | \$37,500 | \$30,270 | \$33,050 | \$36,000 | \$38,010 | \$46,100 |
| Employment: 300 | HOURLY: | \$18.03 | \$14.55 | \$15.89 | \$17.31 | \$18.27 | \$22.16 |
| Fargo, ND-MN MetroSA | ANNUAL: | \$36,720 | \$30,220 | \$31,530 | \$35,770 | \$37,290 | \$45,460 |
| Employment: 670 | HOURLY: | \$17.65 | \$14.53 | \$15.16 | \$17.20 | \$17.93 | \$21.86 |
| Grand Forks, ND-MN MetroSA | ANNUAL: | \$36,570 | \$29,860 | \$30,860 | \$35,000 | \$38,170 | \$45,310 |
| Employment: 190 | HOURLY: | \$17.58 | \$14.35 | \$14.84 | \$16.83 | \$18.35 | \$21.79 |
| West ND Nonmetro Area | ANNUAL: | \$39,010 | \$30,640 | \$35,580 | \$37,300 | \$43,390 | \$46,620 |
| Employment: 600 | HOURLY: | \$18.76 | \$14.73 | \$17.11 | \$17.93 | \$20.86 | \$22.41 |
| East ND Nonmetro Area | ANNUAL: | \$37,110 | \$30,560 | \$35,110 | \$36,510 | \$37,950 | \$45,580 |
| Employment: 500 | HOURLY: | \$17.84 | \$14.69 | \$16.88 | \$17.56 | \$18.25 | \$21.91 |

43-3099 Financial Clerks, All Other**Alternate Job Title(s):** Bank Vault Attendant; Financial Reserve Clerk; Safety Deposit Clerk

All financial clerks not listed separately.

| | | | | | | | |
|---------------------|----------------|----------|----------|----------|----------|----------|----------|
| North Dakota | ANNUAL: | \$44,510 | \$17,830 | \$39,270 | \$46,590 | \$53,100 | \$54,150 |
| Employment: 50 | HOURLY: | \$21.40 | \$8.57 | \$18.88 | \$22.40 | \$25.53 | \$26.03 |
| Region 5 | ANNUAL: | \$43,690 | \$17,830 | \$36,400 | \$47,370 | \$54,150 | \$56,050 |
| Employment: 30 | HOURLY: | \$21.01 | \$8.57 | \$17.50 | \$22.77 | \$26.03 | \$26.95 |

'N/A' indicates data or information cannot be released due to reliability, availability, or confidentiality restrictions. Since a portion of substate employment is not attributed to a region, substate areas will NOT add up to statewide totals. Rounding and the absence of suppressed data may also affect additivity.

| | | | WAGE ESTIMATES | | | | | | |
|---|--|--|-------------------|--------------------|--------------------|--------------------------------|--------------------|--------------------|-----------|
| | | | Average (Mean) | 10th Percentile | 25th Percentile | 50th Percentile (Median) | 75th Percentile | 90th Percentile | |
| 43-4011 Brokerage Clerks | | | | | | | | | |
| Alternate Job Title(s): Commodities Clerk; Dividend Clerk | | | | | | | | | |
| Perform duties related to the purchase, sale, or holding of securities. Duties include writing orders for stock purchases or sales, computing transfer taxes, verifying stock transactions, accepting and delivering securities, tracking stock price fluctuations, computing equity, distributing dividends, and keeping records of daily transactions and holdings. | | | | | | | | | |
| North Dakota | | | ANNUAL: | N/A | N/A | N/A | N/A | N/A | |
| Employment: 30 | | | HOURLY: | N/A | N/A | N/A | N/A | N/A | |
| Region 7 | | | ANNUAL: | \$74,150 | \$50,690 | \$59,800 | \$79,480 | \$79,480 | \$101,090 |
| Employment: N/A | | | HOURLY: | \$35.65 | \$24.37 | \$28.75 | \$38.21 | \$38.21 | \$48.60 |

43-4031 Court, Municipal, and License Clerks**Alternate Job Title(s):** Circuit Court Clerk; Motor Vehicle License Clerk; Warrant Clerk

Perform clerical duties for courts of law, municipalities, or governmental licensing agencies and bureaus. May prepare docket of cases to be called; secure information for judges and court; prepare draft agendas or bylaws for town or city council; answer official correspondence; keep fiscal records and accounts; issue licenses or permits; and record data, administer tests, or collect fees. Clerks of Court are classified in Managers, All Other (11-9199).

| | | | | | | | | |
|-----------------------------------|-----|---------|----------|----------|----------|----------|----------|----------|
| North Dakota | | ANNUAL: | \$51,090 | \$36,570 | \$39,440 | \$47,900 | \$60,300 | \$71,720 |
| Employment: | 540 | HOURLY: | \$24.56 | \$17.58 | \$18.96 | \$23.03 | \$28.99 | \$34.48 |
| Region 1 | | ANNUAL: | \$53,670 | \$38,740 | \$42,770 | \$48,710 | \$62,600 | \$79,660 |
| Employment: | 60 | HOURLY: | \$25.80 | \$18.62 | \$20.56 | \$23.42 | \$30.09 | \$38.30 |
| Region 2 | | ANNUAL: | \$53,570 | \$36,440 | \$39,630 | \$50,460 | \$62,710 | \$71,720 |
| Employment: | 60 | HOURLY: | \$25.75 | \$17.52 | \$19.05 | \$24.26 | \$30.15 | \$34.48 |
| Region 3 | | ANNUAL: | \$52,520 | \$30,460 | \$45,410 | \$49,800 | \$59,720 | \$71,720 |
| Employment: | 50 | HOURLY: | \$25.25 | \$14.64 | \$21.83 | \$23.94 | \$28.71 | \$34.48 |
| Region 4 | | ANNUAL: | \$51,770 | \$32,130 | \$40,550 | \$51,260 | \$61,490 | \$71,720 |
| Employment: | 50 | HOURLY: | \$24.89 | \$15.45 | \$19.50 | \$24.65 | \$29.56 | \$34.48 |
| Region 5 | | ANNUAL: | \$53,860 | \$38,710 | \$39,410 | \$51,940 | \$66,660 | \$71,720 |
| Employment: | 80 | HOURLY: | \$25.90 | \$18.61 | \$18.95 | \$24.97 | \$32.05 | \$34.48 |
| Region 6 | | ANNUAL: | \$52,350 | \$37,450 | \$45,460 | \$51,710 | \$59,640 | \$71,720 |
| Employment: | 40 | HOURLY: | \$25.17 | \$18.01 | \$21.85 | \$24.86 | \$28.67 | \$34.48 |
| Region 7 | | ANNUAL: | \$46,820 | \$36,440 | \$39,440 | \$44,740 | \$48,780 | \$60,930 |
| Employment: | 160 | HOURLY: | \$22.51 | \$17.52 | \$18.96 | \$21.51 | \$23.45 | \$29.29 |
| Region 8 | | ANNUAL: | \$51,910 | \$35,410 | \$43,950 | \$47,710 | \$61,860 | \$71,260 |
| Employment: | 40 | HOURLY: | \$24.96 | \$17.02 | \$21.13 | \$22.94 | \$29.74 | \$34.26 |
| Bismarck, ND MetroSA | | ANNUAL: | \$46,390 | \$36,440 | \$39,440 | \$43,950 | \$48,570 | \$55,390 |
| Employment: | 140 | HOURLY: | \$22.30 | \$17.52 | \$18.96 | \$21.13 | \$23.35 | \$26.63 |
| Fargo, ND-MN MetroSA | | ANNUAL: | \$50,920 | \$38,710 | \$41,050 | \$49,190 | \$58,050 | \$66,980 |
| Employment: | 130 | HOURLY: | \$24.48 | \$18.61 | \$19.74 | \$23.65 | \$27.91 | \$32.20 |
| Grand Forks, ND-MN MetroSA | | ANNUAL: | \$50,510 | \$32,130 | \$39,000 | \$47,900 | \$60,300 | \$67,750 |
| Employment: | 50 | HOURLY: | \$24.29 | \$15.45 | \$18.75 | \$23.03 | \$28.99 | \$32.57 |
| West ND Nonmetro Area | | ANNUAL: | \$52,830 | \$37,020 | \$39,290 | \$47,900 | \$62,600 | \$71,720 |
| Employment: | 180 | HOURLY: | \$25.40 | \$17.80 | \$18.89 | \$23.03 | \$30.09 | \$34.48 |
| East ND Nonmetro Area | | ANNUAL: | N/A | N/A | N/A | N/A | N/A | N/A |
| Employment: | 120 | HOURLY: | N/A | N/A | N/A | N/A | N/A | N/A |

'N/A' indicates data or information cannot be released due to reliability, availability, or confidentiality restrictions. Since a portion of substate employment is not attributed to a region, substate areas will NOT add up to statewide totals. Rounding and the absence of suppressed data may also affect additivity.

| | WAGE ESTIMATES | | | | | |
|--|-------------------|--------------------|--------------------|--------------------------------|--------------------|--------------------|
| | Average (Mean) | 10th Percentile | 25th Percentile | 50th Percentile (Median) | 75th Percentile | 90th Percentile |

43-4041 Credit Authorizers, Checkers, and Clerks

Alternate Job Title(s): Charge Authorizer; Commercial Credit Reviewer; Credit Rating Checker

Authorize credit charges against customers' accounts. Investigate history and credit standing of individuals or business establishments applying for credit. May interview applicants to obtain personal and financial data, determine credit worthiness, process applications, and notify customers of acceptance or rejection of credit.

| | | | | | | | | |
|-----------------------------|----|----------------|----------|----------|----------|----------|----------|----------|
| North Dakota | | ANNUAL: | \$56,180 | \$39,380 | \$45,230 | \$51,200 | \$67,130 | \$78,530 |
| Employment: | 70 | HOURLY: | \$27.01 | \$18.93 | \$21.74 | \$24.62 | \$32.28 | \$37.76 |
| Region 5 | | ANNUAL: | \$58,870 | \$46,100 | \$46,100 | \$61,740 | \$67,130 | \$78,530 |
| Employment: | 50 | HOURLY: | \$28.30 | \$22.17 | \$22.17 | \$29.68 | \$32.28 | \$37.75 |
| Region 7 | | ANNUAL: | \$47,440 | \$38,780 | \$38,780 | \$44,540 | \$44,540 | \$71,380 |
| Employment: | 10 | HOURLY: | \$22.81 | \$18.64 | \$18.64 | \$21.41 | \$21.41 | \$34.32 |
| Fargo, ND-MN MetroSA | | ANNUAL: | \$58,280 | \$46,100 | \$46,100 | \$61,740 | \$67,130 | \$78,530 |
| Employment: | 50 | HOURLY: | \$28.02 | \$22.17 | \$22.17 | \$29.68 | \$32.28 | \$37.76 |

'N/A' indicates data or information cannot be released due to reliability, availability, or confidentiality restrictions. Since a portion of substate employment is not attributed to a region, substate areas will NOT add up to statewide totals. Rounding and the absence of suppressed data may also affect additivity.

| | | WAGE ESTIMATES | | | | | |
|---|--|-------------------|--------------------|--------------------|--------------------------------|--------------------|--------------------|
| | | Average (Mean) | 10th Percentile | 25th Percentile | 50th Percentile (Median) | 75th Percentile | 90th Percentile |
| 43-4051 Customer Service Representatives | | | | | | | |
| Alternate Job Title(s): Customer Complaint Clerk; Passenger Relations Representative; Warranty Clerk | | | | | | | |
| Interact with customers to provide basic or scripted information in response to routine inquiries about products and services. May handle and resolve general complaints. Excludes individuals whose duties are primarily installation, sales, repair, and technical support. | | | | | | | |
| North Dakota | | ANNUAL: | \$42,200 | \$29,070 | \$32,390 | \$37,920 | \$48,440 |
| Employment: 5,850 | | HOURLY: | \$20.29 | \$13.98 | \$15.57 | \$18.23 | \$23.29 |
| Region 1 | | ANNUAL: | \$47,650 | \$29,650 | \$36,050 | \$45,660 | \$57,080 |
| Employment: 200 | | HOURLY: | \$22.91 | \$14.25 | \$17.33 | \$21.95 | \$27.44 |
| Region 2 | | ANNUAL: | \$42,670 | \$29,170 | \$31,510 | \$37,010 | \$49,090 |
| Employment: 650 | | HOURLY: | \$20.51 | \$14.02 | \$15.15 | \$17.79 | \$23.60 |
| Region 3 | | ANNUAL: | \$42,550 | \$29,120 | \$31,630 | \$36,940 | \$48,110 |
| Employment: 150 | | HOURLY: | \$20.46 | \$14.00 | \$15.21 | \$17.76 | \$23.13 |
| Region 4 | | ANNUAL: | \$39,750 | \$28,610 | \$31,430 | \$35,620 | \$45,930 |
| Employment: 570 | | HOURLY: | \$19.11 | \$13.76 | \$15.11 | \$17.13 | \$22.08 |
| Region 5 | | ANNUAL: | \$41,420 | \$29,080 | \$34,540 | \$37,810 | \$47,390 |
| Employment: 2,750 | | HOURLY: | \$19.91 | \$13.98 | \$16.61 | \$18.18 | \$22.78 |
| Region 6 | | ANNUAL: | \$46,400 | \$29,120 | \$34,070 | \$45,670 | \$57,720 |
| Employment: 230 | | HOURLY: | \$22.31 | \$14.00 | \$16.38 | \$21.96 | \$27.75 |
| Region 7 | | ANNUAL: | \$42,130 | \$29,040 | \$31,820 | \$39,810 | \$49,150 |
| Employment: 1,060 | | HOURLY: | \$20.26 | \$13.96 | \$15.30 | \$19.14 | \$23.63 |
| Region 8 | | ANNUAL: | \$49,280 | \$29,250 | \$37,400 | \$47,760 | \$59,000 |
| Employment: 170 | | HOURLY: | \$23.69 | \$14.06 | \$17.98 | \$22.96 | \$28.37 |
| Bismarck, ND MetroSA | | ANNUAL: | \$41,760 | \$28,760 | \$31,780 | \$39,810 | \$48,900 |
| Employment: 990 | | HOURLY: | \$20.08 | \$13.83 | \$15.28 | \$19.14 | \$23.51 |
| Fargo, ND-MN MetroSA | | ANNUAL: | \$41,230 | \$28,990 | \$33,320 | \$37,810 | \$47,370 |
| Employment: 2,890 | | HOURLY: | \$19.82 | \$13.94 | \$16.02 | \$18.18 | \$22.77 |
| Grand Forks, ND-MN MetroSA | | ANNUAL: | \$39,770 | \$29,100 | \$31,430 | \$35,590 | \$45,820 |
| Employment: 650 | | HOURLY: | \$19.12 | \$13.99 | \$15.11 | \$17.11 | \$22.03 |
| West ND Nonmetro Area | | ANNUAL: | \$44,930 | \$29,250 | \$32,390 | \$38,690 | \$52,560 |
| Employment: 1,090 | | HOURLY: | \$21.60 | \$14.06 | \$15.57 | \$18.60 | \$25.27 |
| East ND Nonmetro Area | | ANNUAL: | \$45,410 | \$29,120 | \$33,150 | \$43,680 | \$57,720 |
| Employment: 580 | | HOURLY: | \$21.83 | \$14.00 | \$15.94 | \$21.00 | \$27.75 |

'N/A' indicates data or information cannot be released due to reliability, availability, or confidentiality restrictions. Since a portion of substate employment is not attributed to a region, substate areas will NOT add up to statewide totals. Rounding and the absence of suppressed data may also affect additivity.

| | | | WAGE ESTIMATES | | | | | | |
|---|-----|--|-------------------|--------------------|--------------------|--------------------------------|--------------------|--------------------|----------|
| | | | Average (Mean) | 10th Percentile | 25th Percentile | 50th Percentile (Median) | 75th Percentile | 90th Percentile | |
| 43-4061 Eligibility Interviewers, Government Programs | | | | | | | | | |
| Alternate Job Title(s): Medicare Interviewer; Public Housing Interviewer; Unemployment Benefits Claims Taker | | | | | | | | | |
| Determine eligibility of persons applying to receive assistance from government programs and agency resources, such as welfare, unemployment benefits, social security, and public housing. | | | | | | | | | |
| North Dakota | | | ANNUAL: | \$52,110 | \$42,610 | \$48,190 | \$50,480 | \$58,720 | \$60,860 |
| Employment: | 280 | | HOURLY: | \$25.06 | \$20.49 | \$23.17 | \$24.27 | \$28.23 | \$29.26 |
| Region 1 | | | ANNUAL: | \$53,540 | \$50,380 | \$50,480 | \$51,610 | \$58,720 | \$59,200 |
| Employment: | 40 | | HOURLY: | \$25.74 | \$24.22 | \$24.27 | \$24.81 | \$28.23 | \$28.46 |
| Region 2 | | | ANNUAL: | \$51,940 | \$42,940 | \$49,890 | \$49,890 | \$58,140 | \$58,140 |
| Employment: | 40 | | HOURLY: | \$24.97 | \$20.64 | \$23.98 | \$23.98 | \$27.95 | \$27.95 |
| Region 3 | | | ANNUAL: | \$50,070 | \$31,050 | \$44,720 | \$50,000 | \$61,250 | \$61,250 |
| Employment: | 20 | | HOURLY: | \$24.07 | \$14.93 | \$21.50 | \$24.04 | \$29.45 | \$29.45 |
| Region 4 | | | ANNUAL: | \$56,400 | \$43,870 | \$52,270 | \$60,860 | \$60,860 | \$60,860 |
| Employment: | 40 | | HOURLY: | \$27.11 | \$21.09 | \$25.13 | \$29.26 | \$29.26 | \$29.26 |
| Region 5 | | | ANNUAL: | \$51,820 | \$37,790 | \$47,820 | \$53,580 | \$57,930 | \$58,130 |
| Employment: | 20 | | HOURLY: | \$24.91 | \$18.17 | \$22.99 | \$25.76 | \$27.85 | \$27.95 |
| Region 6 | | | ANNUAL: | \$47,220 | \$42,610 | \$42,610 | \$42,610 | \$48,800 | \$58,130 |
| Employment: | 30 | | HOURLY: | \$22.70 | \$20.49 | \$20.49 | \$20.49 | \$23.46 | \$27.95 |
| Region 7 | | | ANNUAL: | \$51,350 | \$45,530 | \$48,190 | \$48,190 | \$54,540 | \$61,340 |
| Employment: | 90 | | HOURLY: | \$24.69 | \$21.89 | \$23.17 | \$23.17 | \$26.22 | \$29.49 |
| Bismarck, ND MetroSA | | | ANNUAL: | \$51,290 | \$45,530 | \$48,190 | \$48,190 | \$54,230 | \$61,340 |
| Employment: | 80 | | HOURLY: | \$24.66 | \$21.89 | \$23.17 | \$23.17 | \$26.07 | \$29.49 |
| Fargo, ND-MN MetroSA | | | ANNUAL: | \$57,570 | \$49,380 | \$52,640 | \$61,290 | \$61,290 | \$61,290 |
| Employment: | 50 | | HOURLY: | \$27.68 | \$23.74 | \$25.31 | \$29.47 | \$29.47 | \$29.47 |
| Grand Forks, ND-MN MetroSA | | | ANNUAL: | \$54,040 | \$43,870 | \$49,210 | \$58,210 | \$60,860 | \$60,860 |
| Employment: | 70 | | HOURLY: | \$25.98 | \$21.09 | \$23.66 | \$27.99 | \$29.26 | \$29.26 |
| West ND Nonmetro Area | | | ANNUAL: | \$53,000 | \$47,110 | \$49,890 | \$50,750 | \$58,140 | \$59,200 |
| Employment: | 90 | | HOURLY: | \$25.48 | \$22.65 | \$23.98 | \$24.40 | \$27.95 | \$28.46 |
| East ND Nonmetro Area | | | ANNUAL: | \$49,130 | \$39,210 | \$42,610 | \$48,800 | \$58,130 | \$61,250 |
| Employment: | 60 | | HOURLY: | \$23.62 | \$18.85 | \$20.49 | \$23.46 | \$27.95 | \$29.45 |

'N/A' indicates data or information cannot be released due to reliability, availability, or confidentiality restrictions. Since a portion of substate employment is not attributed to a region, substate areas will NOT add up to statewide totals. Rounding and the absence of suppressed data may also affect additivity.

| | WAGE ESTIMATES | | | | | |
|--|-------------------|--------------------|--------------------|--------------------------------|--------------------|--------------------|
| | Average (Mean) | 10th Percentile | 25th Percentile | 50th Percentile (Median) | 75th Percentile | 90th Percentile |

43-4071 File Clerks

Alternate Job Title(s): Document Clerk; Records Clerk

File correspondence, cards, invoices, receipts, and other records in alphabetical or numerical order or according to the filing system used. Locate and remove material from file when requested.

| | | | | | | | | |
|-----------------------------------|----|----------------|----------|----------|----------|----------|----------|----------|
| North Dakota | | ANNUAL: | \$36,770 | \$25,540 | \$32,370 | \$35,520 | \$41,580 | \$47,190 |
| Employment: | 90 | HOURLY: | \$17.68 | \$12.28 | \$15.56 | \$17.08 | \$19.99 | \$22.69 |
| Region 4 | | ANNUAL: | \$41,360 | \$31,650 | \$34,510 | \$37,750 | \$47,190 | \$47,190 |
| Employment: | 20 | HOURLY: | \$19.88 | \$15.22 | \$16.59 | \$18.15 | \$22.69 | \$22.69 |
| Region 5 | | ANNUAL: | \$37,340 | \$28,530 | \$32,370 | \$38,550 | \$41,580 | \$46,250 |
| Employment: | 30 | HOURLY: | \$17.95 | \$13.71 | \$15.56 | \$18.54 | \$19.99 | \$22.24 |
| Region 7 | | ANNUAL: | \$33,360 | \$24,960 | \$27,600 | \$34,980 | \$37,940 | \$39,720 |
| Employment: | 30 | HOURLY: | \$16.04 | \$12.00 | \$13.27 | \$16.82 | \$18.24 | \$19.10 |
| Bismarck, ND MetroSA | | ANNUAL: | \$33,360 | \$24,960 | \$27,600 | \$34,980 | \$37,940 | \$39,720 |
| Employment: | 30 | HOURLY: | \$16.04 | \$12.00 | \$13.27 | \$16.82 | \$18.24 | \$19.10 |
| Fargo, ND-MN MetroSA | | ANNUAL: | \$37,540 | \$28,530 | \$34,900 | \$38,550 | \$41,580 | \$43,530 |
| Employment: | 30 | HOURLY: | \$18.05 | \$13.71 | \$16.78 | \$18.54 | \$19.99 | \$20.93 |
| Grand Forks, ND-MN MetroSA | | ANNUAL: | \$40,780 | \$31,890 | \$34,510 | \$37,740 | \$47,190 | \$47,190 |
| Employment: | 30 | HOURLY: | \$19.60 | \$15.33 | \$16.59 | \$18.14 | \$22.69 | \$22.69 |
| West ND Nonmetro Area | | ANNUAL: | \$33,330 | \$25,740 | \$32,560 | \$35,030 | \$37,060 | \$37,500 |
| Employment: | 10 | HOURLY: | \$16.03 | \$12.37 | \$15.65 | \$16.84 | \$17.82 | \$18.03 |

'N/A' indicates data or information cannot be released due to reliability, availability, or confidentiality restrictions. Since a portion of substate employment is not attributed to a region, substate areas will NOT add up to statewide totals. Rounding and the absence of suppressed data may also affect additivity.

| | | WAGE ESTIMATES | | | | | |
|---|----------------|-------------------|--------------------|--------------------|--------------------------------|--------------------|--------------------|
| | | Average (Mean) | 10th Percentile | 25th Percentile | 50th Percentile (Median) | 75th Percentile | 90th Percentile |
| 43-4081 Hotel, Motel, and Resort Desk Clerks | | | | | | | |
| Alternate Job Title(s): Hotel Front Desk Clerk; Hotel Registration Clerk | | | | | | | |
| Accommodate hotel, motel, and resort patrons by registering and assigning rooms to guests, issuing room keys or cards, transmitting and receiving messages, keeping records of occupied rooms and guests' accounts, making and confirming reservations, and presenting statements to and collecting payments from departing guests. | | | | | | | |
| North Dakota | ANNUAL: | \$29,390 | \$26,440 | \$27,400 | \$28,200 | \$30,470 | \$38,000 |
| Employment: 1,850 | HOURLY: | \$14.13 | \$12.71 | \$13.18 | \$13.56 | \$14.65 | \$18.27 |
| Region 1 | ANNUAL: | \$31,820 | \$22,630 | \$28,910 | \$30,500 | \$38,680 | \$38,680 |
| Employment: 170 | HOURLY: | \$15.30 | \$10.88 | \$13.90 | \$14.66 | \$18.60 | \$18.60 |
| Region 2 | ANNUAL: | \$30,120 | \$22,650 | \$28,300 | \$29,270 | \$30,690 | \$38,680 |
| Employment: 230 | HOURLY: | \$14.48 | \$10.89 | \$13.61 | \$14.07 | \$14.75 | \$18.60 |
| Region 3 | ANNUAL: | \$29,940 | \$22,650 | \$27,240 | \$28,130 | \$36,630 | \$38,700 |
| Employment: 70 | HOURLY: | \$14.39 | \$10.89 | \$13.10 | \$13.52 | \$17.61 | \$18.60 |
| Region 4 | ANNUAL: | \$28,430 | \$26,520 | \$26,820 | \$27,530 | \$28,040 | \$34,540 |
| Employment: 230 | HOURLY: | \$13.67 | \$12.75 | \$12.90 | \$13.23 | \$13.48 | \$16.61 |
| Region 6 | ANNUAL: | \$28,650 | \$25,400 | \$27,520 | \$27,830 | \$28,800 | \$36,880 |
| Employment: 130 | HOURLY: | \$13.77 | \$12.21 | \$13.23 | \$13.38 | \$13.85 | \$17.73 |
| Region 7 | ANNUAL: | \$28,880 | \$27,070 | \$27,320 | \$27,810 | \$28,740 | \$36,060 |
| Employment: 310 | HOURLY: | \$13.89 | \$13.01 | \$13.13 | \$13.37 | \$13.81 | \$17.34 |
| Region 8 | ANNUAL: | \$31,070 | \$24,350 | \$27,760 | \$28,910 | \$38,360 | \$38,710 |
| Employment: 140 | HOURLY: | \$14.94 | \$11.70 | \$13.34 | \$13.90 | \$18.44 | \$18.61 |
| Grand Forks, ND-MN MetroSA | ANNUAL: | \$28,040 | \$26,450 | \$26,780 | \$27,290 | \$28,040 | \$33,600 |
| Employment: 220 | HOURLY: | \$13.48 | \$12.71 | \$12.88 | \$13.12 | \$13.48 | \$16.15 |
| West ND Nonmetro Area | ANNUAL: | \$30,990 | \$22,770 | \$28,300 | \$29,430 | \$36,510 | \$38,680 |
| Employment: 570 | HOURLY: | \$14.90 | \$10.95 | \$13.61 | \$14.15 | \$17.55 | \$18.60 |
| East ND Nonmetro Area | ANNUAL: | \$29,400 | \$23,720 | \$27,300 | \$27,880 | \$29,160 | \$38,700 |
| Employment: 290 | HOURLY: | \$14.14 | \$11.41 | \$13.13 | \$13.41 | \$14.02 | \$18.60 |

43-4111 Interviewers, Except Eligibility and Loan**Alternate Job Title(s):** Census Taker; Market Research Interviewer; Outpatient Interviewing Clerk

Interview persons by telephone, mail, in person, or by other means for the purpose of completing forms, applications, or questionnaires. Ask specific questions, record answers, and assist persons with completing form. May sort, classify, and file forms.

| | | | | | | | |
|-----------------------------|----------------|----------|----------|----------|----------|----------|----------|
| North Dakota | ANNUAL: | \$49,070 | \$27,040 | \$41,600 | \$46,800 | \$58,240 | \$68,140 |
| Employment: 220 | HOURLY: | \$23.59 | \$13.00 | \$20.00 | \$22.50 | \$28.00 | \$32.76 |
| Region 5 | ANNUAL: | \$47,180 | \$20,450 | \$25,690 | \$56,160 | \$68,140 | \$68,140 |
| Employment: 40 | HOURLY: | \$22.68 | \$9.83 | \$12.35 | \$27.00 | \$32.76 | \$32.76 |
| Fargo, ND-MN MetroSA | ANNUAL: | \$44,660 | \$20,450 | \$27,040 | \$36,370 | \$68,140 | \$68,140 |
| Employment: 40 | HOURLY: | \$21.47 | \$9.83 | \$13.00 | \$17.49 | \$32.76 | \$32.76 |

'N/A' indicates data or information cannot be released due to reliability, availability, or confidentiality restrictions. Since a portion of substate employment is not attributed to a region, substate areas will NOT add up to statewide totals. Rounding and the absence of suppressed data may also affect additivity.

| | WAGE ESTIMATES | | | | | |
|--|-------------------|--------------------|--------------------|--------------------------------|--------------------|--------------------|
| | Average (Mean) | 10th Percentile | 25th Percentile | 50th Percentile (Median) | 75th Percentile | 90th Percentile |

43-4121 Library Assistants, Clerical

Alternate Job Title(s): Braille and Talking Books Clerk; Circulation Clerk; Microfilm Clerk

Compile records, and sort, shelve, issue, and receive library materials such as books, electronic media, pictures, cards, slides and microfilm. Locate library materials for loan and replace material in shelving area, stacks, or files according to identification number and title. Register patrons to permit them to borrow books, periodicals, and other library materials. Excludes Library Technicians (25-4031).

| | | | | | | | | |
|------------------------------|----|----------------|----------|----------|----------|----------|----------|----------|
| North Dakota | | ANNUAL: | \$28,900 | \$21,660 | \$23,830 | \$26,370 | \$30,270 | \$41,200 |
| Employment: | 90 | HOURLY: | \$13.89 | \$10.41 | \$11.46 | \$12.68 | \$14.55 | \$19.81 |
| Region 5 | | ANNUAL: | \$29,960 | \$21,660 | \$30,270 | \$30,270 | \$30,270 | \$30,930 |
| Employment: | 40 | HOURLY: | \$14.40 | \$10.41 | \$14.55 | \$14.55 | \$14.55 | \$14.87 |
| Fargo, ND-MN MetroSA | | ANNUAL: | \$31,280 | \$23,830 | \$28,230 | \$30,270 | \$30,930 | \$41,200 |
| Employment: | 60 | HOURLY: | \$15.04 | \$11.46 | \$13.57 | \$14.55 | \$14.87 | \$19.81 |
| West ND Nonmetro Area | | ANNUAL: | \$29,250 | \$21,660 | \$23,910 | \$26,330 | \$34,790 | \$44,930 |
| Employment: | 30 | HOURLY: | \$14.06 | \$10.41 | \$11.50 | \$12.66 | \$16.73 | \$21.60 |

'N/A' indicates data or information cannot be released due to reliability, availability, or confidentiality restrictions. Since a portion of substate employment is not attributed to a region, substate areas will NOT add up to statewide totals. Rounding and the absence of suppressed data may also affect additivity.

| | | | WAGE ESTIMATES | | | | | |
|---|-----|---------|-------------------|--------------------|--------------------|--------------------------------|--------------------|--------------------|
| | | | Average (Mean) | 10th Percentile | 25th Percentile | 50th Percentile (Median) | 75th Percentile | 90th Percentile |
| 43-4131 Loan Interviewers and Clerks | | | | | | | | |
| Alternate Job Title(s): Loan Processor; Mortgage Loan Closer | | | | | | | | |
| Interview loan applicants to elicit information; investigate applicants' backgrounds and verify references; prepare loan request papers; and forward findings, reports, and documents to appraisal department. Review loan papers to ensure completeness, and complete transactions between loan establishment, borrowers, and sellers upon approval of loan. | | | | | | | | |
| North Dakota | | ANNUAL: | \$49,670 | \$39,140 | \$44,820 | \$47,860 | \$54,980 | \$60,660 |
| Employment: | 820 | HOURLY: | \$23.88 | \$18.82 | \$21.55 | \$23.01 | \$26.43 | \$29.16 |
| Region 1 | | ANNUAL: | \$52,460 | \$39,800 | \$44,580 | \$52,520 | \$57,280 | \$66,370 |
| Employment: | 40 | HOURLY: | \$25.22 | \$19.14 | \$21.43 | \$25.25 | \$27.54 | \$31.91 |
| Region 2 | | ANNUAL: | \$50,190 | \$39,170 | \$42,780 | \$47,230 | \$57,590 | \$61,210 |
| Employment: | 60 | HOURLY: | \$24.13 | \$18.83 | \$20.57 | \$22.70 | \$27.69 | \$29.43 |
| Region 3 | | ANNUAL: | \$49,430 | \$36,020 | \$39,440 | \$46,490 | \$59,580 | \$61,350 |
| Employment: | 30 | HOURLY: | \$23.76 | \$17.32 | \$18.96 | \$22.35 | \$28.64 | \$29.50 |
| Region 4 | | ANNUAL: | \$50,710 | \$39,370 | \$45,420 | \$49,300 | \$55,590 | \$60,460 |
| Employment: | 40 | HOURLY: | \$24.38 | \$18.93 | \$21.84 | \$23.70 | \$26.73 | \$29.07 |
| Region 5 | | ANNUAL: | \$49,360 | \$39,140 | \$44,890 | \$47,820 | \$52,970 | \$60,730 |
| Employment: | 380 | HOURLY: | \$23.73 | \$18.82 | \$21.58 | \$22.99 | \$25.46 | \$29.20 |
| Region 6 | | ANNUAL: | \$46,630 | \$36,020 | \$38,010 | \$47,010 | \$49,480 | \$60,500 |
| Employment: | 60 | HOURLY: | \$22.42 | \$17.32 | \$18.27 | \$22.60 | \$23.79 | \$29.09 |
| Region 7 | | ANNUAL: | \$50,480 | \$39,290 | \$44,910 | \$49,620 | \$54,660 | \$60,490 |
| Employment: | 130 | HOURLY: | \$24.27 | \$18.89 | \$21.59 | \$23.86 | \$26.28 | \$29.08 |
| Region 8 | | ANNUAL: | \$50,330 | \$39,650 | \$46,990 | \$49,310 | \$53,750 | \$59,160 |
| Employment: | 40 | HOURLY: | \$24.20 | \$19.06 | \$22.59 | \$23.71 | \$25.84 | \$28.44 |
| Bismarck, ND MetroSA | | ANNUAL: | \$50,500 | \$39,290 | \$44,910 | \$49,610 | \$54,660 | \$61,500 |
| Employment: | 110 | HOURLY: | \$24.28 | \$18.89 | \$21.59 | \$23.85 | \$26.28 | \$29.57 |
| Fargo, ND-MN MetroSA | | ANNUAL: | \$49,090 | \$39,140 | \$44,890 | \$47,830 | \$52,970 | \$60,720 |
| Employment: | 390 | HOURLY: | \$23.60 | \$18.82 | \$21.58 | \$22.99 | \$25.47 | \$29.19 |
| Grand Forks, ND-MN MetroSA | | ANNUAL: | \$48,670 | \$38,680 | \$44,890 | \$47,930 | \$51,800 | \$58,830 |
| Employment: | 40 | HOURLY: | \$23.40 | \$18.60 | \$21.58 | \$23.04 | \$24.91 | \$28.29 |
| West ND Nonmetro Area | | ANNUAL: | \$50,820 | \$39,660 | \$44,310 | \$48,780 | \$55,400 | \$60,030 |
| Employment: | 160 | HOURLY: | \$24.43 | \$19.07 | \$21.31 | \$23.45 | \$26.64 | \$28.86 |
| East ND Nonmetro Area | | ANNUAL: | \$48,600 | \$37,820 | \$39,440 | \$47,010 | \$59,280 | \$61,190 |
| Employment: | 100 | HOURLY: | \$23.37 | \$18.18 | \$18.96 | \$22.60 | \$28.50 | \$29.42 |

'N/A' indicates data or information cannot be released due to reliability, availability, or confidentiality restrictions. Since a portion of substate employment is not attributed to a region, substate areas will NOT add up to statewide totals. Rounding and the absence of suppressed data may also affect additivity.

| | | WAGE ESTIMATES | | | | | |
|---|--|-------------------|--------------------|--------------------|--------------------------------|--------------------|--------------------|
| | | Average (Mean) | 10th Percentile | 25th Percentile | 50th Percentile (Median) | 75th Percentile | 90th Percentile |
| 43-4141 New Accounts Clerks | | | | | | | |
| Alternate Job Title(s): Banking Services Clerk; New Accounts Banking Representative | | | | | | | |
| Interview persons desiring to open accounts in financial institutions. Explain account services available to prospective customers and assist them in preparing applications. | | | | | | | |
| North Dakota | | ANNUAL: | \$50,230 | \$34,670 | \$41,750 | \$48,510 | \$61,650 |
| Employment: 210 | | HOURLY: | \$24.15 | \$16.67 | \$20.07 | \$23.32 | \$29.64 |
| Region 1 | | ANNUAL: | \$49,310 | \$41,750 | \$43,150 | \$47,970 | \$53,740 |
| Employment: 10 | | HOURLY: | \$23.71 | \$20.07 | \$20.75 | \$23.06 | \$25.83 |
| Region 2 | | ANNUAL: | \$52,520 | \$37,320 | \$45,280 | \$48,920 | \$62,620 |
| Employment: 30 | | HOURLY: | \$25.25 | \$17.94 | \$21.77 | \$23.52 | \$30.11 |
| Region 4 | | ANNUAL: | \$48,480 | \$34,000 | \$35,300 | \$48,080 | \$59,780 |
| Employment: 20 | | HOURLY: | \$23.31 | \$16.35 | \$16.97 | \$23.11 | \$28.74 |
| Region 5 | | ANNUAL: | \$46,260 | \$34,670 | \$34,680 | \$43,890 | \$50,860 |
| Employment: 60 | | HOURLY: | \$22.24 | \$16.67 | \$16.67 | \$21.10 | \$24.45 |
| Region 6 | | ANNUAL: | \$49,790 | \$34,730 | \$41,750 | \$47,720 | \$61,580 |
| Employment: 20 | | HOURLY: | \$23.94 | \$16.69 | \$20.07 | \$22.94 | \$29.61 |
| Fargo, ND-MN MetroSA | | ANNUAL: | \$44,430 | \$34,670 | \$34,680 | \$42,770 | \$48,520 |
| Employment: 70 | | HOURLY: | \$21.36 | \$16.67 | \$16.67 | \$20.56 | \$23.33 |
| Grand Forks, ND-MN MetroSA | | ANNUAL: | \$47,620 | \$34,260 | \$40,530 | \$47,820 | \$54,340 |
| Employment: 10 | | HOURLY: | \$22.90 | \$16.47 | \$19.48 | \$22.99 | \$26.13 |
| West ND Nonmetro Area | | ANNUAL: | \$52,600 | \$38,300 | \$43,860 | \$48,940 | \$62,620 |
| Employment: 70 | | HOURLY: | \$25.29 | \$18.41 | \$21.09 | \$23.53 | \$30.11 |
| East ND Nonmetro Area | | ANNUAL: | N/A | N/A | N/A | N/A | N/A |
| Employment: 50 | | HOURLY: | N/A | N/A | N/A | N/A | N/A |

43-4151 Order Clerks**Alternate Job Title(s):** Catalogue Clerk; Classified Ad Clerk; Subscription Clerk

Receive and process incoming orders for materials, merchandise, classified ads, or services such as repairs, installations, or rental of facilities. Generally receives orders via mail, phone, fax, or other electronic means. Duties include informing customers of receipt, prices, shipping dates, and delays; preparing contracts; and handling complaints. Excludes Dispatchers, Except Police, Fire, and Ambulance (43-5032) who both dispatch and take orders for services.

| | | | | | | | |
|-----------------------------|--|----------------|----------|----------|----------|----------|----------|
| North Dakota | | ANNUAL: | \$38,940 | \$28,910 | \$35,110 | \$37,770 | \$39,720 |
| Employment: 50 | | HOURLY: | \$18.72 | \$13.90 | \$16.88 | \$18.16 | \$19.10 |
| Region 5 | | ANNUAL: | \$39,370 | \$28,860 | \$36,670 | \$37,780 | \$38,760 |
| Employment: 40 | | HOURLY: | \$18.93 | \$13.87 | \$17.63 | \$18.16 | \$18.64 |
| Fargo, ND-MN MetroSA | | ANNUAL: | \$39,710 | \$33,980 | \$36,200 | \$37,770 | \$39,600 |
| Employment: 40 | | HOURLY: | \$19.09 | \$16.34 | \$17.41 | \$18.16 | \$19.04 |

'N/A' indicates data or information cannot be released due to reliability, availability, or confidentiality restrictions. Since a portion of substate employment is not attributed to a region, substate areas will NOT add up to statewide totals. Rounding and the absence of suppressed data may also affect additivity.

| | | | WAGE ESTIMATES | | | | | | |
|---|-----|--|-------------------|--------------------|--------------------|--------------------------------|--------------------|--------------------|----------|
| | | | Average (Mean) | 10th Percentile | 25th Percentile | 50th Percentile (Median) | 75th Percentile | 90th Percentile | |
| 43-4161 Human Resources Assistants, Except Payroll and Timekeeping | | | | | | | | | |
| Alternate Job Title(s): HR Clerk; Personnel Clerk | | | | | | | | | |
| Compile and keep personnel records. Record data for each employee, such as address, weekly earnings, absences, amount of sales or production, supervisory reports, and date of and reason for termination. May prepare reports for employment records, file employment records, or search employee files and furnish information to authorized persons. | | | | | | | | | |
| North Dakota | | | ANNUAL: | \$45,840 | \$36,170 | \$39,100 | \$45,770 | \$51,220 | \$56,610 |
| Employment: | 120 | | HOURLY: | \$22.04 | \$17.39 | \$18.80 | \$22.01 | \$24.63 | \$27.22 |
| Region 4 | | | ANNUAL: | \$45,270 | \$36,170 | \$42,270 | \$44,720 | \$45,740 | \$55,020 |
| Employment: | 10 | | HOURLY: | \$21.76 | \$17.39 | \$20.32 | \$21.50 | \$21.99 | \$26.45 |
| Region 5 | | | ANNUAL: | \$45,330 | \$36,110 | \$39,100 | \$45,770 | \$50,690 | \$56,600 |
| Employment: | 60 | | HOURLY: | \$21.79 | \$17.36 | \$18.80 | \$22.01 | \$24.37 | \$27.21 |
| Region 7 | | | ANNUAL: | \$49,780 | \$38,850 | \$43,430 | \$51,480 | \$55,770 | \$58,160 |
| Employment: | 30 | | HOURLY: | \$23.93 | \$18.68 | \$20.88 | \$24.75 | \$26.81 | \$27.96 |
| Bismarck, ND MetroSA | | | ANNUAL: | \$50,120 | \$39,520 | \$45,310 | \$52,420 | \$56,530 | \$58,160 |
| Employment: | 30 | | HOURLY: | \$24.10 | \$19.00 | \$21.79 | \$25.20 | \$27.18 | \$27.96 |
| Fargo, ND-MN MetroSA | | | ANNUAL: | \$45,190 | \$35,620 | \$38,330 | \$45,640 | \$50,690 | \$56,610 |
| Employment: | 70 | | HOURLY: | \$21.73 | \$17.12 | \$18.43 | \$21.94 | \$24.37 | \$27.21 |
| Grand Forks, ND-MN MetroSA | | | ANNUAL: | \$48,630 | \$37,710 | \$42,270 | \$45,740 | \$55,150 | \$64,400 |
| Employment: | 30 | | HOURLY: | \$23.38 | \$18.13 | \$20.32 | \$21.99 | \$26.51 | \$30.96 |
| West ND Nonmetro Area | | | ANNUAL: | \$42,240 | \$36,180 | \$38,520 | \$44,560 | \$46,140 | \$46,460 |
| Employment: | 10 | | HOURLY: | \$20.31 | \$17.39 | \$18.52 | \$21.43 | \$22.18 | \$22.34 |
| East ND Nonmetro Area | | | ANNUAL: | \$40,160 | \$36,170 | \$36,170 | \$36,180 | \$41,390 | \$54,940 |
| Employment: | 10 | | HOURLY: | \$19.31 | \$17.39 | \$17.39 | \$17.39 | \$19.90 | \$26.41 |

'N/A' indicates data or information cannot be released due to reliability, availability, or confidentiality restrictions. Since a portion of substate employment is not attributed to a region, substate areas will NOT add up to statewide totals. Rounding and the absence of suppressed data may also affect additivity.

| | | WAGE ESTIMATES | | | | | |
|---|----------------|-------------------|--------------------|--------------------|--------------------------------|--------------------|--------------------|
| | | Average (Mean) | 10th Percentile | 25th Percentile | 50th Percentile (Median) | 75th Percentile | 90th Percentile |
| 43-4171 Receptionists and Information Clerks | | | | | | | |
| Alternate Job Title(s): Appointment Clerk; Front Desk Receptionist; Land Leasing Information Clerk | | | | | | | |
| Answer inquiries and provide information to the general public, customers, visitors, and other interested parties regarding activities conducted at establishment and location of departments, offices, and employees within the organization. Excludes Switchboard Operators, Including Answering Service (43-2011). | | | | | | | |
| North Dakota | ANNUAL: | \$35,050 | \$25,560 | \$30,350 | \$35,090 | \$38,520 | \$45,740 |
| Employment: 2,260 | HOURLY: | \$16.85 | \$12.29 | \$14.59 | \$16.87 | \$18.52 | \$21.99 |
| Region 1 | ANNUAL: | \$36,780 | \$28,090 | \$33,060 | \$35,170 | \$42,020 | \$47,380 |
| Employment: 120 | HOURLY: | \$17.68 | \$13.51 | \$15.89 | \$16.91 | \$20.20 | \$22.78 |
| Region 2 | ANNUAL: | \$36,620 | \$28,640 | \$31,350 | \$35,500 | \$41,220 | \$47,380 |
| Employment: 240 | HOURLY: | \$17.61 | \$13.77 | \$15.07 | \$17.07 | \$19.82 | \$22.78 |
| Region 3 | ANNUAL: | \$36,520 | \$28,900 | \$32,710 | \$36,060 | \$41,860 | \$46,330 |
| Employment: 40 | HOURLY: | \$17.56 | \$13.89 | \$15.72 | \$17.34 | \$20.12 | \$22.27 |
| Region 4 | ANNUAL: | \$35,010 | \$25,690 | \$30,400 | \$35,720 | \$38,480 | \$45,020 |
| Employment: 300 | HOURLY: | \$16.83 | \$12.35 | \$14.62 | \$17.17 | \$18.50 | \$21.65 |
| Region 5 | ANNUAL: | \$34,300 | \$24,530 | \$29,070 | \$33,970 | \$37,680 | \$44,500 |
| Employment: 750 | HOURLY: | \$16.49 | \$11.79 | \$13.98 | \$16.33 | \$18.11 | \$21.39 |
| Region 6 | ANNUAL: | \$35,440 | \$25,930 | \$28,640 | \$35,250 | \$41,860 | \$46,380 |
| Employment: 130 | HOURLY: | \$17.04 | \$12.47 | \$13.77 | \$16.95 | \$20.12 | \$22.30 |
| Region 7 | ANNUAL: | \$34,330 | \$24,770 | \$29,120 | \$35,340 | \$37,740 | \$44,830 |
| Employment: 550 | HOURLY: | \$16.50 | \$11.91 | \$14.00 | \$16.99 | \$18.14 | \$21.55 |
| Region 8 | ANNUAL: | \$37,260 | \$28,950 | \$31,840 | \$36,100 | \$44,060 | \$47,340 |
| Employment: 110 | HOURLY: | \$17.91 | \$13.92 | \$15.31 | \$17.36 | \$21.18 | \$22.76 |
| Bismarck, ND MetroSA | ANNUAL: | \$34,840 | \$24,980 | \$29,740 | \$35,850 | \$37,760 | \$45,340 |
| Employment: 490 | HOURLY: | \$16.75 | \$12.01 | \$14.30 | \$17.24 | \$18.15 | \$21.80 |
| Fargo, ND-MN MetroSA | ANNUAL: | \$33,990 | \$24,330 | \$29,240 | \$33,970 | \$37,380 | \$44,240 |
| Employment: 820 | HOURLY: | \$16.34 | \$11.70 | \$14.06 | \$16.33 | \$17.97 | \$21.27 |
| Grand Forks, ND-MN MetroSA | ANNUAL: | \$35,110 | \$25,690 | \$30,400 | \$35,720 | \$38,480 | \$45,080 |
| Employment: 320 | HOURLY: | \$16.88 | \$12.35 | \$14.62 | \$17.17 | \$18.50 | \$21.67 |
| West ND Nonmetro Area | ANNUAL: | \$36,060 | \$26,900 | \$31,350 | \$35,190 | \$41,930 | \$47,370 |
| Employment: 540 | HOURLY: | \$17.34 | \$12.93 | \$15.07 | \$16.92 | \$20.16 | \$22.78 |
| East ND Nonmetro Area | ANNUAL: | \$36,170 | \$27,020 | \$30,620 | \$36,300 | \$41,860 | \$46,380 |
| Employment: 240 | HOURLY: | \$17.39 | \$12.99 | \$14.72 | \$17.45 | \$20.13 | \$22.30 |

'N/A' indicates data or information cannot be released due to reliability, availability, or confidentiality restrictions. Since a portion of substate employment is not attributed to a region, substate areas will NOT add up to statewide totals. Rounding and the absence of suppressed data may also affect additivity.

| | | WAGE ESTIMATES | | | | | |
|--|--|-------------------|--------------------|--------------------|--------------------------------|--------------------|--------------------|
| | | Average (Mean) | 10th Percentile | 25th Percentile | 50th Percentile (Median) | 75th Percentile | 90th Percentile |
| 43-4181 Reservation and Transportation Ticket Agents and Travel Clerks | | | | | | | |
| Alternate Job Title(s): Airline Ticket Agent; Gate Agent; Hotel Reservationist; Train Reservation Clerk | | | | | | | |
| Make and confirm reservations for transportation or lodging, or sell transportation tickets. May check baggage and direct passengers to designated concourse, pier, or track; deliver tickets and contact individuals and groups to inform them of package tours; or provide tourists with travel or transportation information. Excludes Cashiers (41-2011), Travel Agents (41-3041), and Hotel, Motel, and Resort Desk Clerks (43-4081) who sell tickets for local transportation. | | | | | | | |
| North Dakota | | ANNUAL: | \$46,760 | \$30,750 | \$35,740 | \$37,020 | \$57,190 |
| Employment: 40 | | HOURLY: | \$22.48 | \$14.79 | \$17.18 | \$17.80 | \$27.50 |
| Region 5 | | ANNUAL: | \$48,010 | \$33,840 | \$35,740 | \$35,740 | \$62,470 |
| Employment: 20 | | HOURLY: | \$23.08 | \$16.27 | \$17.18 | \$17.18 | \$30.03 |
| Fargo, ND-MN MetroSA | | ANNUAL: | \$48,010 | \$33,840 | \$35,740 | \$35,740 | \$62,470 |
| Employment: 20 | | HOURLY: | \$23.08 | \$16.27 | \$17.18 | \$17.18 | \$30.04 |

43-4199 Information and Record Clerks, All Other**Alternate Job Title(s):** Election Clerk; Probate Clerk; Student Admissions Clerk

All information and record clerks not listed separately.

| | | | | | | | |
|-----------------------------------|--|----------------|----------|----------|----------|----------|----------|
| North Dakota | | ANNUAL: | \$44,460 | \$33,220 | \$36,920 | \$44,530 | \$50,400 |
| Employment: 260 | | HOURLY: | \$21.37 | \$15.97 | \$17.75 | \$21.41 | \$24.23 |
| Region 2 | | ANNUAL: | \$43,940 | \$33,340 | \$38,630 | \$44,280 | \$48,460 |
| Employment: 60 | | HOURLY: | \$21.13 | \$16.03 | \$18.57 | \$21.29 | \$23.30 |
| Region 3 | | ANNUAL: | \$50,380 | \$34,130 | \$38,770 | \$51,450 | \$58,160 |
| Employment: 20 | | HOURLY: | \$24.22 | \$16.41 | \$18.64 | \$24.73 | \$27.96 |
| Region 4 | | ANNUAL: | \$43,870 | \$35,980 | \$36,920 | \$42,930 | \$46,950 |
| Employment: 30 | | HOURLY: | \$21.09 | \$17.30 | \$17.75 | \$20.64 | \$22.57 |
| Region 5 | | ANNUAL: | \$43,910 | \$29,250 | \$36,110 | \$44,720 | \$49,650 |
| Employment: 90 | | HOURLY: | \$21.11 | \$14.06 | \$17.36 | \$21.50 | \$23.87 |
| Region 7 | | ANNUAL: | \$46,700 | \$34,200 | \$38,520 | \$46,220 | \$52,060 |
| Employment: 40 | | HOURLY: | \$22.45 | \$16.44 | \$18.52 | \$22.22 | \$25.03 |
| Region 8 | | ANNUAL: | \$36,630 | \$33,220 | \$33,220 | \$36,110 | \$37,320 |
| Employment: 10 | | HOURLY: | \$17.61 | \$15.97 | \$15.97 | \$17.36 | \$17.94 |
| Bismarck, ND MetroSA | | ANNUAL: | \$47,400 | \$35,070 | \$39,940 | \$46,220 | \$54,350 |
| Employment: 40 | | HOURLY: | \$22.79 | \$16.86 | \$19.20 | \$22.22 | \$26.13 |
| Fargo, ND-MN MetroSA | | ANNUAL: | \$44,280 | \$29,250 | \$36,920 | \$45,610 | \$49,650 |
| Employment: 90 | | HOURLY: | \$21.29 | \$14.06 | \$17.75 | \$21.93 | \$23.87 |
| Grand Forks, ND-MN MetroSA | | ANNUAL: | \$43,160 | \$33,220 | \$36,110 | \$42,930 | \$45,610 |
| Employment: 30 | | HOURLY: | \$20.75 | \$15.97 | \$17.36 | \$20.64 | \$21.93 |
| West ND Nonmetro Area | | ANNUAL: | \$42,330 | \$33,220 | \$36,110 | \$41,600 | \$47,720 |
| Employment: 80 | | HOURLY: | \$20.35 | \$15.97 | \$17.36 | \$20.00 | \$22.94 |
| East ND Nonmetro Area | | ANNUAL: | \$46,750 | \$33,220 | \$36,920 | \$45,830 | \$56,660 |
| Employment: 30 | | HOURLY: | \$22.48 | \$15.97 | \$17.75 | \$22.04 | \$27.24 |

'N/A' indicates data or information cannot be released due to reliability, availability, or confidentiality restrictions. Since a portion of substate employment is not attributed to a region, substate areas will NOT add up to statewide totals. Rounding and the absence of suppressed data may also affect additivity.

| | | WAGE ESTIMATES | | | | | |
|--|--|-------------------|--------------------|--------------------|--------------------------------|--------------------|--------------------|
| | | Average (Mean) | 10th Percentile | 25th Percentile | 50th Percentile (Median) | 75th Percentile | 90th Percentile |
| 43-5011 Cargo and Freight Agents | | | | | | | |
| Alternate Job Title(s): Cargo Router; Freight Shipping Agent | | | | | | | |
| Expedite and route movement of incoming and outgoing cargo and freight shipments in airline, train, and trucking terminals and shipping docks. Take orders from customers and arrange pickup of freight and cargo for delivery to loading platform. Prepare and examine bills of lading to determine shipping charges and tariffs. | | | | | | | |
| North Dakota | | ANNUAL: | N/A | N/A | N/A | N/A | N/A |
| Employment: 180 | | HOURLY: | N/A | N/A | N/A | N/A | N/A |
| Region 4 | | ANNUAL: | \$49,650 | \$39,860 | \$43,550 | \$46,370 | \$67,850 |
| Employment: 50 | | HOURLY: | \$23.87 | \$19.16 | \$20.94 | \$22.29 | \$32.62 |
| Region 5 | | ANNUAL: | \$56,020 | \$40,330 | \$44,100 | \$47,680 | \$81,840 |
| Employment: 80 | | HOURLY: | \$26.93 | \$19.39 | \$21.20 | \$22.92 | \$31.56 |
| Fargo, ND-MN MetroSA | | ANNUAL: | N/A | N/A | N/A | N/A | N/A |
| Employment: 80 | | HOURLY: | N/A | N/A | N/A | N/A | N/A |
| Grand Forks, ND-MN MetroSA | | ANNUAL: | \$49,020 | \$39,990 | \$41,870 | \$43,560 | \$64,100 |
| Employment: 40 | | HOURLY: | \$23.57 | \$19.23 | \$20.13 | \$20.94 | \$30.82 |
| East ND Nonmetro Area | | ANNUAL: | \$51,850 | \$35,840 | \$45,070 | \$47,580 | \$69,890 |
| Employment: 30 | | HOURLY: | \$24.93 | \$17.23 | \$21.67 | \$22.88 | \$33.60 |

43-5021 Couriers and Messengers**Alternate Job Title(s):** Bicycle Messenger; Laboratory Courier; Office Runner

Pick up and deliver messages, documents, packages, and other items between offices or departments within an establishment or directly to other business concerns, traveling by foot, bicycle, motorcycle, automobile, or public conveyance. Excludes Light Truck Drivers (53-3033).

| | | | | | | | | |
|-----------------------------|--|---------|----------|----------|----------|----------|----------|----------|
| North Dakota | | ANNUAL: | \$33,400 | \$25,470 | \$27,540 | \$31,760 | \$34,500 | \$40,450 |
| Employment: 50 | | HOURLY: | \$16.06 | \$12.25 | \$13.24 | \$15.27 | \$16.59 | \$19.45 |
| Region 5 | | ANNUAL: | \$31,840 | \$25,470 | \$26,970 | \$31,200 | \$34,500 | \$34,500 |
| Employment: 30 | | HOURLY: | \$15.31 | \$12.25 | \$12.97 | \$15.00 | \$16.59 | \$16.59 |
| Fargo, ND-MN MetroSA | | ANNUAL: | \$31,800 | \$25,470 | \$26,970 | \$31,200 | \$33,210 | \$34,500 |
| Employment: 30 | | HOURLY: | \$15.29 | \$12.25 | \$12.97 | \$15.00 | \$15.97 | \$16.59 |

'N/A' indicates data or information cannot be released due to reliability, availability, or confidentiality restrictions. Since a portion of substate employment is not attributed to a region, substate areas will NOT add up to statewide totals. Rounding and the absence of suppressed data may also affect additivity.

| | | | WAGE ESTIMATES | | | | | |
|---|--|---------|-------------------|--------------------|--------------------|--------------------------------|--------------------|--------------------|
| | | | Average (Mean) | 10th Percentile | 25th Percentile | 50th Percentile (Median) | 75th Percentile | 90th Percentile |
| 43-5031 Public Safety Telecommunicators | | | | | | | | |
| Alternate Job Title(s): 911 Operator; Emergency Operator; Public Safety Dispatcher; Public Safety Telecommunicator | | | | | | | | |
| Operate telephone, radio, or other communication systems to receive and communicate requests for emergency assistance at 9-1-1 public safety answering points and emergency operations centers. Take information from the public and other sources regarding crimes, threats, disturbances, acts of terrorism, fires, medical emergencies, and other public safety matters. May coordinate and provide information to law enforcement and emergency response personnel. May access sensitive databases and other information sources as needed. May provide additional instructions to callers based on knowledge of and certification in law enforcement, fire, or emergency medical procedures. | | | | | | | | |
| North Dakota | | ANNUAL: | \$52,050 | \$43,780 | \$47,180 | \$48,950 | \$57,810 | \$60,190 |
| Employment: 220 | | HOURLY: | \$25.03 | \$21.05 | \$22.69 | \$23.54 | \$27.80 | \$28.94 |
| Region 1 | | ANNUAL: | \$55,200 | \$47,820 | \$47,820 | \$56,760 | \$57,820 | \$62,930 |
| Employment: 60 | | HOURLY: | \$26.54 | \$22.99 | \$22.99 | \$27.29 | \$27.80 | \$30.26 |
| Region 2 | | ANNUAL: | \$54,050 | \$44,740 | \$49,290 | \$55,550 | \$58,840 | \$58,840 |
| Employment: 30 | | HOURLY: | \$25.99 | \$21.51 | \$23.70 | \$26.71 | \$28.29 | \$28.29 |
| Region 5 | | ANNUAL: | \$50,010 | \$47,280 | \$50,270 | \$50,270 | \$50,270 | \$56,460 |
| Employment: 10 | | HOURLY: | \$24.04 | \$22.73 | \$24.17 | \$24.17 | \$24.17 | \$27.14 |
| Region 7 | | ANNUAL: | \$48,730 | \$40,100 | \$44,100 | \$48,950 | \$48,950 | \$57,870 |
| Employment: 70 | | HOURLY: | \$23.43 | \$19.28 | \$21.20 | \$23.53 | \$23.53 | \$27.82 |
| Region 8 | | ANNUAL: | \$54,100 | \$46,410 | \$46,410 | \$56,550 | \$58,540 | \$61,350 |
| Employment: 20 | | HOURLY: | \$26.01 | \$22.31 | \$22.31 | \$27.19 | \$28.14 | \$29.49 |
| Bismarck, ND MetroSA | | ANNUAL: | \$48,490 | \$40,100 | \$43,780 | \$48,950 | \$48,950 | \$57,870 |
| Employment: 60 | | HOURLY: | \$23.31 | \$19.28 | \$21.05 | \$23.54 | \$23.54 | \$27.82 |
| Grand Forks, ND-MN MetroSA | | ANNUAL: | \$52,680 | \$45,730 | \$45,730 | \$52,120 | \$60,190 | \$63,910 |
| Employment: 30 | | HOURLY: | \$25.33 | \$21.98 | \$21.98 | \$25.06 | \$28.94 | \$30.73 |
| West ND Nonmetro Area | | ANNUAL: | \$54,650 | \$46,410 | \$47,820 | \$56,170 | \$58,540 | \$62,930 |
| Employment: 110 | | HOURLY: | \$26.27 | \$22.31 | \$22.99 | \$27.00 | \$28.15 | \$30.26 |

'N/A' indicates data or information cannot be released due to reliability, availability, or confidentiality restrictions. Since a portion of substate employment is not attributed to a region, substate areas will NOT add up to statewide totals. Rounding and the absence of suppressed data may also affect additivity.

| | | WAGE ESTIMATES | | | | | |
|--|--|-------------------|--------------------|--------------------|--------------------------------|--------------------|--------------------|
| | | Average (Mean) | 10th Percentile | 25th Percentile | 50th Percentile (Median) | 75th Percentile | 90th Percentile |
| 43-5032 Dispatchers, Except Police, Fire, and Ambulance | | | | | | | |
| Alternate Job Title(s): Taxicab Dispatcher; Tow Truck Dispatcher; Train Dispatcher | | | | | | | |
| Schedule and dispatch workers, work crews, equipment, or service vehicles for conveyance of materials, freight, or passengers, or for normal installation, service, or emergency repairs rendered outside the place of business. Duties may include using radio, telephone, or computer to transmit assignments and compiling statistics and reports on work progress. | | | | | | | |
| North Dakota | | ANNUAL: | \$55,340 | \$37,160 | \$42,510 | \$50,820 | \$61,900 |
| Employment: 530 | | HOURLY: | \$26.60 | \$17.87 | \$20.44 | \$24.43 | \$29.76 |
| Region 1 | | ANNUAL: | \$66,630 | \$43,780 | \$48,390 | \$58,270 | \$73,490 |
| Employment: 70 | | HOURLY: | \$32.03 | \$21.05 | \$23.26 | \$28.02 | \$35.33 |
| Region 2 | | ANNUAL: | \$58,540 | \$37,080 | \$45,960 | \$55,140 | \$66,580 |
| Employment: 50 | | HOURLY: | \$28.14 | \$17.83 | \$22.09 | \$26.51 | \$32.01 |
| Region 3 | | ANNUAL: | \$52,440 | \$40,250 | \$44,530 | \$47,720 | \$57,300 |
| Employment: 20 | | HOURLY: | \$25.21 | \$19.35 | \$21.41 | \$22.94 | \$27.55 |
| Region 4 | | ANNUAL: | \$47,960 | \$38,290 | \$40,300 | \$48,120 | \$50,640 |
| Employment: 70 | | HOURLY: | \$23.06 | \$18.41 | \$19.38 | \$23.13 | \$24.35 |
| Region 5 | | ANNUAL: | \$53,150 | \$37,160 | \$41,760 | \$51,860 | \$61,780 |
| Employment: 180 | | HOURLY: | \$25.55 | \$17.87 | \$20.08 | \$24.93 | \$29.70 |
| Region 6 | | ANNUAL: | \$51,150 | \$33,550 | \$40,510 | \$50,170 | \$56,340 |
| Employment: 30 | | HOURLY: | \$24.59 | \$16.13 | \$19.48 | \$24.12 | \$27.09 |
| Region 7 | | ANNUAL: | \$47,890 | \$35,190 | \$39,060 | \$46,090 | \$47,450 |
| Employment: 70 | | HOURLY: | \$23.02 | \$16.92 | \$18.78 | \$22.16 | \$22.81 |
| Region 8 | | ANNUAL: | \$61,540 | \$38,470 | \$43,780 | \$56,900 | \$78,370 |
| Employment: 30 | | HOURLY: | \$29.58 | \$18.49 | \$21.05 | \$27.36 | \$37.68 |
| Bismarck, ND MetroSA | | ANNUAL: | \$47,430 | \$35,190 | \$39,060 | \$46,090 | \$47,450 |
| Employment: 70 | | HOURLY: | \$22.81 | \$16.92 | \$18.78 | \$22.16 | \$22.81 |
| Fargo, ND-MN MetroSA | | ANNUAL: | \$54,210 | \$36,640 | \$43,520 | \$52,680 | \$62,890 |
| Employment: 180 | | HOURLY: | \$26.06 | \$17.62 | \$20.92 | \$25.33 | \$30.24 |
| Grand Forks, ND-MN MetroSA | | ANNUAL: | \$50,030 | \$36,920 | \$39,860 | \$47,290 | \$56,180 |
| Employment: 70 | | HOURLY: | \$24.05 | \$17.75 | \$19.16 | \$22.73 | \$27.01 |
| West ND Nonmetro Area | | ANNUAL: | \$63,030 | \$38,470 | \$48,390 | \$56,850 | \$73,470 |
| Employment: 150 | | HOURLY: | \$30.30 | \$18.49 | \$23.26 | \$27.33 | \$35.32 |
| East ND Nonmetro Area | | ANNUAL: | \$51,630 | \$40,250 | \$41,620 | \$49,500 | \$55,590 |
| Employment: 80 | | HOURLY: | \$24.82 | \$19.35 | \$20.01 | \$23.80 | \$26.72 |

43-5041 Meter Readers, Utilities**Alternate Job Title(s):** Electric Meter Reader; Gas Meter Reader; Water Meter Reader

Read meter and record consumption of electricity, gas, water, or steam.

| | | | | | | | |
|-----------------------------|--|---------|----------|----------|----------|----------|----------|
| North Dakota | | ANNUAL: | N/A | N/A | N/A | N/A | N/A |
| Employment: 60 | | HOURLY: | N/A | N/A | N/A | N/A | N/A |
| Region 5 | | ANNUAL: | \$34,300 | \$28,760 | \$28,760 | \$28,760 | \$39,130 |
| Employment: 30 | | HOURLY: | \$16.49 | \$13.83 | \$13.83 | \$13.83 | \$18.81 |
| Fargo, ND-MN MetroSA | | ANNUAL: | N/A | N/A | N/A | N/A | N/A |
| Employment: 30 | | HOURLY: | N/A | N/A | N/A | N/A | N/A |

'N/A' indicates data or information cannot be released due to reliability, availability, or confidentiality restrictions. Since a portion of substate employment is not attributed to a region, substate areas will NOT add up to statewide totals. Rounding and the absence of suppressed data may also affect additivity.

| | | | WAGE ESTIMATES | | | | | |
|--|-----|---------|-------------------|--------------------|--------------------|--------------------------------|--------------------|--------------------|
| | | | Average (Mean) | 10th Percentile | 25th Percentile | 50th Percentile (Median) | 75th Percentile | 90th Percentile |
| 43-5051 Postal Service Clerks | | | | | | | | |
| Alternate Job Title(s): Bulk Mail Clerk; Parcel Post Clerk; Postal Service Window Clerk | | | | | | | | |
| Perform any combination of tasks in a United States Postal Service (USPS) post office, such as receive letters and parcels; sell postage and revenue stamps, postal cards, and stamped envelopes; fill out and sell money orders; place mail in pigeon holes of mail rack or in bags; and examine mail for correct postage. Includes postal service clerks employed by USPS contractors. | | | | | | | | |
| North Dakota | | ANNUAL: | \$50,550 | \$31,400 | \$39,770 | \$52,170 | \$59,500 | \$68,310 |
| Employment: | 360 | HOURLY: | \$24.30 | \$15.10 | \$19.12 | \$25.08 | \$28.61 | \$32.84 |
| Region 1 | | ANNUAL: | \$47,930 | \$31,330 | \$39,770 | \$51,310 | \$54,180 | \$58,220 |
| Employment: | 20 | HOURLY: | \$23.04 | \$15.06 | \$19.12 | \$24.67 | \$26.05 | \$27.99 |
| Region 2 | | ANNUAL: | \$50,460 | \$39,770 | \$39,770 | \$50,790 | \$58,220 | \$68,310 |
| Employment: | 50 | HOURLY: | \$24.26 | \$19.12 | \$19.12 | \$24.42 | \$27.99 | \$32.84 |
| Region 3 | | ANNUAL: | \$49,730 | \$31,330 | \$39,770 | \$51,310 | \$58,220 | \$60,800 |
| Employment: | 30 | HOURLY: | \$23.91 | \$15.06 | \$19.12 | \$24.67 | \$27.99 | \$29.23 |
| Region 4 | | ANNUAL: | \$49,520 | \$31,330 | \$39,770 | \$51,840 | \$59,760 | \$68,310 |
| Employment: | 40 | HOURLY: | \$23.81 | \$15.06 | \$19.12 | \$24.93 | \$28.73 | \$32.84 |
| Region 5 | | ANNUAL: | \$50,820 | \$38,880 | \$39,770 | \$51,170 | \$62,120 | \$68,310 |
| Employment: | 80 | HOURLY: | \$24.43 | \$18.69 | \$19.12 | \$24.60 | \$29.86 | \$32.84 |
| Region 6 | | ANNUAL: | \$50,190 | \$31,330 | \$39,770 | \$52,370 | \$57,640 | \$68,310 |
| Employment: | 50 | HOURLY: | \$24.13 | \$15.06 | \$19.12 | \$25.18 | \$27.71 | \$32.84 |
| Region 7 | | ANNUAL: | \$50,350 | \$31,330 | \$39,770 | \$52,370 | \$59,760 | \$68,310 |
| Employment: | 60 | HOURLY: | \$24.21 | \$15.06 | \$19.12 | \$25.18 | \$28.73 | \$32.84 |
| Region 8 | | ANNUAL: | \$55,770 | \$39,770 | \$49,700 | \$57,220 | \$61,330 | \$68,310 |
| Employment: | 30 | HOURLY: | \$26.81 | \$19.12 | \$23.89 | \$27.51 | \$29.48 | \$32.84 |
| Bismarck, ND MetroSA | | ANNUAL: | \$50,370 | \$31,320 | \$39,770 | \$49,640 | \$62,920 | \$68,310 |
| Employment: | 30 | HOURLY: | \$24.22 | \$15.06 | \$19.12 | \$23.87 | \$30.25 | \$32.84 |
| Fargo, ND-MN MetroSA | | ANNUAL: | \$54,740 | \$39,770 | \$39,770 | \$56,200 | \$68,310 | \$69,620 |
| Employment: | 60 | HOURLY: | \$26.32 | \$19.12 | \$19.12 | \$27.02 | \$32.84 | \$33.47 |
| Grand Forks, ND-MN MetroSA | | ANNUAL: | \$52,560 | \$31,320 | \$39,770 | \$57,410 | \$67,530 | \$68,310 |
| Employment: | 30 | HOURLY: | \$25.27 | \$15.06 | \$19.12 | \$27.60 | \$32.47 | \$32.84 |
| West ND Nonmetro Area | | ANNUAL: | \$51,060 | \$39,770 | \$39,770 | \$52,370 | \$58,460 | \$68,310 |
| Employment: | 140 | HOURLY: | \$24.55 | \$19.12 | \$19.12 | \$25.18 | \$28.11 | \$32.84 |
| East ND Nonmetro Area | | ANNUAL: | \$48,510 | \$31,320 | \$39,770 | \$50,720 | \$56,600 | \$62,390 |
| Employment: | 140 | HOURLY: | \$23.32 | \$15.06 | \$19.12 | \$24.39 | \$27.21 | \$30.00 |

'N/A' indicates data or information cannot be released due to reliability, availability, or confidentiality restrictions. Since a portion of substate employment is not attributed to a region, substate areas will NOT add up to statewide totals. Rounding and the absence of suppressed data may also affect additivity.

| | | | WAGE ESTIMATES | | | | | |
|---|--|---------|-------------------|--------------------|--------------------|--------------------------------|--------------------|--------------------|
| | | | Average (Mean) | 10th Percentile | 25th Percentile | 50th Percentile (Median) | 75th Percentile | 90th Percentile |
| 43-5052 Postal Service Mail Carriers | | | | | | | | |
| Alternate Job Title(s): Letter Carrier; Mail Deliverer; Rural Route Carrier | | | | | | | | |
| Sort and deliver mail for the United States Postal Service (USPS). Deliver mail on established route by vehicle or on foot. Includes postal service mail carriers employed by USPS contractors. | | | | | | | | |
| North Dakota | | ANNUAL: | \$55,120 | \$39,640 | \$43,870 | \$52,810 | \$68,720 | \$71,340 |
| Employment: 840 | | HOURLY: | \$26.50 | \$19.06 | \$21.09 | \$25.39 | \$33.04 | \$34.30 |
| Region 1 | | ANNUAL: | \$51,750 | \$39,650 | \$45,820 | \$53,690 | \$57,780 | \$62,170 |
| Employment: 40 | | HOURLY: | \$24.88 | \$19.06 | \$22.03 | \$25.81 | \$27.78 | \$29.89 |
| Region 2 | | ANNUAL: | \$55,120 | \$39,650 | \$43,870 | \$54,530 | \$67,810 | \$71,340 |
| Employment: 90 | | HOURLY: | \$26.50 | \$19.06 | \$21.09 | \$26.21 | \$32.60 | \$34.30 |
| Region 3 | | ANNUAL: | \$51,420 | \$39,650 | \$39,650 | \$49,590 | \$63,090 | \$71,280 |
| Employment: 40 | | HOURLY: | \$24.72 | \$19.06 | \$19.06 | \$23.84 | \$30.33 | \$34.27 |
| Region 4 | | ANNUAL: | \$54,430 | \$39,650 | \$43,870 | \$51,710 | \$64,830 | \$71,340 |
| Employment: 110 | | HOURLY: | \$26.17 | \$19.06 | \$21.09 | \$24.86 | \$31.17 | \$34.30 |
| Region 5 | | ANNUAL: | \$55,900 | \$39,650 | \$45,150 | \$54,250 | \$70,180 | \$72,550 |
| Employment: 260 | | HOURLY: | \$26.87 | \$19.06 | \$21.70 | \$26.08 | \$33.74 | \$34.88 |
| Region 6 | | ANNUAL: | \$52,360 | \$39,650 | \$39,650 | \$49,860 | \$62,090 | \$71,340 |
| Employment: 100 | | HOURLY: | \$25.17 | \$19.06 | \$19.06 | \$23.97 | \$29.85 | \$34.30 |
| Region 7 | | ANNUAL: | \$58,290 | \$39,650 | \$45,820 | \$57,700 | \$71,340 | \$73,550 |
| Employment: 150 | | HOURLY: | \$28.02 | \$19.06 | \$22.03 | \$27.74 | \$34.30 | \$35.36 |
| Region 8 | | ANNUAL: | \$54,280 | \$39,650 | \$39,650 | \$54,120 | \$63,400 | \$71,800 |
| Employment: 50 | | HOURLY: | \$26.09 | \$19.06 | \$19.06 | \$26.02 | \$30.48 | \$34.52 |
| Bismarck, ND MetroSA | | ANNUAL: | \$59,750 | \$40,390 | \$46,760 | \$59,920 | \$71,340 | \$73,550 |
| Employment: 110 | | HOURLY: | \$28.73 | \$19.42 | \$22.48 | \$28.81 | \$34.30 | \$35.36 |
| Fargo, ND-MN MetroSA | | ANNUAL: | \$57,240 | \$39,640 | \$45,820 | \$57,780 | \$71,340 | \$72,840 |
| Employment: 250 | | HOURLY: | \$27.52 | \$19.06 | \$22.03 | \$27.78 | \$34.30 | \$35.02 |
| Grand Forks, ND-MN MetroSA | | ANNUAL: | \$54,550 | \$39,640 | \$43,870 | \$51,710 | \$67,810 | \$71,340 |
| Employment: 120 | | HOURLY: | \$26.23 | \$19.06 | \$21.09 | \$24.86 | \$32.60 | \$34.30 |
| West ND Nonmetro Area | | ANNUAL: | \$54,130 | \$39,640 | \$41,440 | \$53,680 | \$63,100 | \$71,340 |
| Employment: 220 | | HOURLY: | \$26.03 | \$19.06 | \$19.93 | \$25.81 | \$30.34 | \$34.30 |
| East ND Nonmetro Area | | ANNUAL: | \$52,160 | \$39,640 | \$39,640 | \$49,860 | \$62,090 | \$71,340 |
| Employment: 240 | | HOURLY: | \$25.08 | \$19.06 | \$19.06 | \$23.97 | \$29.85 | \$34.30 |

'N/A' indicates data or information cannot be released due to reliability, availability, or confidentiality restrictions. Since a portion of substate employment is not attributed to a region, substate areas will NOT add up to statewide totals. Rounding and the absence of suppressed data may also affect additivity.

| | WAGE ESTIMATES | | | | | |
|--|-------------------|--------------------|--------------------|--------------------------------|--------------------|--------------------|
| | Average (Mean) | 10th Percentile | 25th Percentile | 50th Percentile (Median) | 75th Percentile | 90th Percentile |

43-5053 Postal Service Mail Sorters, Processors, and Processing Machine Operators

Alternate Job Title(s): Flat Sorting Machine Clerk; Mail Forwarding System Markup Clerk

Prepare incoming and outgoing mail for distribution for the United States Postal Service (USPS). Examine, sort, and route mail. Load, operate, and occasionally adjust and repair mail processing, sorting, and canceling machinery. Keep records of shipments, pouches, and sacks, and perform other duties related to mail handling within the postal service. Includes postal service mail sorters and processors employed by USPS contractors. Excludes Postal Service Clerks (43-5051) and Postal Service Mail Carriers (43-5052).

| | | | | | | | | |
|-----------------------------------|-----|----------------|----------|----------|----------|----------|----------|----------|
| North Dakota | | ANNUAL: | \$53,990 | \$39,770 | \$45,300 | \$53,190 | \$67,160 | \$68,310 |
| Employment: | 260 | HOURLY: | \$25.96 | \$19.12 | \$21.78 | \$25.57 | \$32.29 | \$32.84 |
| Region 4 | | ANNUAL: | \$49,810 | \$38,580 | \$41,100 | \$50,150 | \$55,700 | \$58,730 |
| Employment: | 40 | HOURLY: | \$23.95 | \$18.55 | \$19.76 | \$24.11 | \$26.78 | \$28.23 |
| Region 5 | | ANNUAL: | \$55,190 | \$39,770 | \$46,990 | \$54,180 | \$67,160 | \$68,310 |
| Employment: | 120 | HOURLY: | \$26.53 | \$19.12 | \$22.59 | \$26.05 | \$32.29 | \$32.84 |
| Region 7 | | ANNUAL: | \$53,780 | \$39,770 | \$40,270 | \$53,190 | \$67,160 | \$68,310 |
| Employment: | 90 | HOURLY: | \$25.85 | \$19.12 | \$19.36 | \$25.57 | \$32.29 | \$32.84 |
| Bismarck, ND MetroSA | | ANNUAL: | \$53,780 | \$39,770 | \$40,270 | \$53,190 | \$67,160 | \$68,310 |
| Employment: | 90 | HOURLY: | \$25.85 | \$19.12 | \$19.36 | \$25.57 | \$32.29 | \$32.84 |
| Fargo, ND-MN MetroSA | | ANNUAL: | \$54,950 | \$39,770 | \$45,300 | \$53,800 | \$67,160 | \$68,310 |
| Employment: | 130 | HOURLY: | \$26.42 | \$19.12 | \$21.78 | \$25.87 | \$32.29 | \$32.84 |
| Grand Forks, ND-MN MetroSA | | ANNUAL: | \$49,810 | \$38,580 | \$41,100 | \$50,150 | \$55,700 | \$58,730 |
| Employment: | 40 | HOURLY: | \$23.95 | \$18.55 | \$19.76 | \$24.11 | \$26.78 | \$28.24 |

'N/A' indicates data or information cannot be released due to reliability, availability, or confidentiality restrictions. Since a portion of substate employment is not attributed to a region, substate areas will NOT add up to statewide totals. Rounding and the absence of suppressed data may also affect additivity.

| | | | WAGE ESTIMATES | | | | | |
|--|-----|----------------|-------------------|--------------------|--------------------|--------------------------------|--------------------|--------------------|
| | | | Average (Mean) | 10th Percentile | 25th Percentile | 50th Percentile (Median) | 75th Percentile | 90th Percentile |
| 43-5061 Production, Planning, and Expediting Clerks | | | | | | | | |
| Alternate Job Title(s): Expeditor; Material Control Clerk; Production Scheduler | | | | | | | | |
| Coordinate and expedite the flow of work and materials within or between departments of an establishment according to production schedule. Duties include reviewing and distributing production, work, and shipment schedules; conferring with department supervisors to determine progress of work and completion dates; and compiling reports on progress of work, inventory levels, costs, and production problems. Excludes Project Management Specialists (13-1082) and Weighers, Measurers, Checkers, and Samplers, Recordkeeping (43-5111). | | | | | | | | |
| North Dakota | | ANNUAL: | \$60,300 | \$37,500 | \$45,270 | \$54,680 | \$67,500 | \$99,490 |
| Employment: | 380 | HOURLY: | \$28.99 | \$18.03 | \$21.77 | \$26.29 | \$32.45 | \$47.83 |
| Region 1 | | ANNUAL: | \$90,500 | \$47,000 | \$57,800 | \$106,490 | \$106,520 | \$127,560 |
| Employment: | 20 | HOURLY: | \$43.51 | \$22.60 | \$27.79 | \$51.20 | \$51.21 | \$61.32 |
| Region 2 | | ANNUAL: | \$58,870 | \$31,520 | \$37,500 | \$54,730 | \$72,300 | \$106,500 |
| Employment: | 30 | HOURLY: | \$28.30 | \$15.16 | \$18.03 | \$26.31 | \$34.76 | \$51.20 |
| Region 3 | | ANNUAL: | \$52,590 | \$31,530 | \$44,720 | \$57,780 | \$57,790 | \$71,140 |
| Employment: | 20 | HOURLY: | \$25.28 | \$15.16 | \$21.50 | \$27.78 | \$27.78 | \$34.20 |
| Region 4 | | ANNUAL: | \$49,700 | \$36,790 | \$41,860 | \$48,280 | \$54,730 | \$63,520 |
| Employment: | 70 | HOURLY: | \$23.89 | \$17.69 | \$20.12 | \$23.21 | \$26.31 | \$30.54 |
| Region 5 | | ANNUAL: | \$57,790 | \$40,250 | \$46,990 | \$56,760 | \$67,500 | \$75,350 |
| Employment: | 140 | HOURLY: | \$27.79 | \$19.35 | \$22.59 | \$27.29 | \$32.45 | \$36.23 |
| Region 6 | | ANNUAL: | \$55,470 | \$37,500 | \$45,980 | \$53,460 | \$59,630 | \$73,920 |
| Employment: | 30 | HOURLY: | \$26.67 | \$18.03 | \$22.11 | \$25.70 | \$28.67 | \$35.54 |
| Region 7 | | ANNUAL: | \$72,040 | \$36,240 | \$49,040 | \$58,520 | \$78,730 | \$134,910 |
| Employment: | 50 | HOURLY: | \$34.63 | \$17.42 | \$23.58 | \$28.14 | \$37.85 | \$64.86 |
| Region 8 | | ANNUAL: | \$66,030 | \$38,400 | \$38,970 | \$48,730 | \$106,490 | \$106,500 |
| Employment: | 20 | HOURLY: | \$31.74 | \$18.46 | \$18.74 | \$23.43 | \$51.19 | \$51.20 |
| Bismarck, ND MetroSA | | ANNUAL: | \$54,480 | \$35,620 | \$48,190 | \$54,720 | \$61,980 | \$76,320 |
| Employment: | 30 | HOURLY: | \$26.19 | \$17.12 | \$23.17 | \$26.31 | \$29.80 | \$36.69 |
| Fargo, ND-MN MetroSA | | ANNUAL: | \$57,660 | \$40,250 | \$46,990 | \$57,010 | \$67,270 | \$75,270 |
| Employment: | 150 | HOURLY: | \$27.72 | \$19.35 | \$22.59 | \$27.41 | \$32.34 | \$36.19 |
| Grand Forks, ND-MN MetroSA | | ANNUAL: | \$51,590 | \$35,120 | \$41,860 | \$48,320 | \$61,030 | \$64,510 |
| Employment: | 50 | HOURLY: | \$24.80 | \$16.89 | \$20.12 | \$23.23 | \$29.34 | \$31.02 |
| West ND Nonmetro Area | | ANNUAL: | \$76,880 | \$37,500 | \$46,970 | \$62,000 | \$106,500 | \$127,590 |
| Employment: | 90 | HOURLY: | \$36.96 | \$18.03 | \$22.58 | \$29.81 | \$51.20 | \$61.34 |
| East ND Nonmetro Area | | ANNUAL: | \$52,280 | \$37,460 | \$44,550 | \$49,630 | \$57,790 | \$71,140 |
| Employment: | 90 | HOURLY: | \$25.14 | \$18.01 | \$21.42 | \$23.86 | \$27.78 | \$34.20 |

'N/A' indicates data or information cannot be released due to reliability, availability, or confidentiality restrictions. Since a portion of substate employment is not attributed to a region, substate areas will NOT add up to statewide totals. Rounding and the absence of suppressed data may also affect additivity.

| | | | WAGE ESTIMATES | | | | | |
|---|----------------|--|-------------------|--------------------|--------------------|--------------------------------|--------------------|--------------------|
| | | | Average (Mean) | 10th Percentile | 25th Percentile | 50th Percentile (Median) | 75th Percentile | 90th Percentile |
| 43-5071 Shipping, Receiving, and Inventory Clerks | | | | | | | | |
| Alternate Job Title(s): Incoming Freight Clerk; Route Delivery Clerk; Store Receiving Clerk; Warehouse Clerk | | | | | | | | |
| Verify and maintain records on incoming and outgoing shipments involving inventory. Duties include verifying and recording incoming merchandise or material and arranging for the transportation of products. May prepare items for shipment. Excludes Weighers, Measurers, Checkers, and Samplers, Recordkeeping (43-5111), Mail Clerks and Mail Machine Operators, except Postal Service (43-9051), and Stockers and Order Fillers (53-7065). | | | | | | | | |
| North Dakota | ANNUAL: | | \$43,800 | \$30,160 | \$35,170 | \$40,570 | \$48,820 | \$61,270 |
| Employment: 1,550 | HOURLY: | | \$21.06 | \$14.50 | \$16.91 | \$19.51 | \$23.47 | \$29.46 |
| Region 1 | ANNUAL: | | \$51,140 | \$31,730 | \$38,520 | \$45,140 | \$63,920 | \$71,350 |
| Employment: 100 | HOURLY: | | \$24.58 | \$15.25 | \$18.52 | \$21.70 | \$30.73 | \$34.30 |
| Region 2 | ANNUAL: | | \$44,560 | \$30,160 | \$32,840 | \$39,490 | \$49,190 | \$71,130 |
| Employment: 150 | HOURLY: | | \$21.42 | \$14.50 | \$15.79 | \$18.98 | \$23.65 | \$34.20 |
| Region 3 | ANNUAL: | | \$46,020 | \$31,480 | \$36,180 | \$45,750 | \$50,050 | \$61,750 |
| Employment: 40 | HOURLY: | | \$22.13 | \$15.13 | \$17.40 | \$21.99 | \$24.06 | \$29.68 |
| Region 4 | ANNUAL: | | \$41,350 | \$28,490 | \$33,460 | \$40,440 | \$47,610 | \$55,570 |
| Employment: 210 | HOURLY: | | \$19.88 | \$13.70 | \$16.09 | \$19.44 | \$22.89 | \$26.72 |
| Region 5 | ANNUAL: | | \$43,740 | \$30,960 | \$35,800 | \$40,570 | \$48,180 | \$59,510 |
| Employment: 640 | HOURLY: | | \$21.03 | \$14.88 | \$17.21 | \$19.51 | \$23.16 | \$28.61 |
| Region 6 | ANNUAL: | | \$44,830 | \$31,720 | \$38,340 | \$45,750 | \$49,050 | \$56,100 |
| Employment: 100 | HOURLY: | | \$21.55 | \$15.25 | \$18.43 | \$21.99 | \$23.58 | \$26.97 |
| Region 7 | ANNUAL: | | \$41,750 | \$29,820 | \$33,030 | \$38,270 | \$48,370 | \$57,320 |
| Employment: 230 | HOURLY: | | \$20.07 | \$14.33 | \$15.88 | \$18.40 | \$23.26 | \$27.56 |
| Region 8 | ANNUAL: | | \$43,630 | \$30,160 | \$30,990 | \$39,990 | \$50,060 | \$66,530 |
| Employment: 80 | HOURLY: | | \$20.98 | \$14.50 | \$14.90 | \$19.23 | \$24.07 | \$31.98 |
| Bismarck, ND MetroSA | ANNUAL: | | \$41,260 | \$29,850 | \$33,030 | \$37,960 | \$48,080 | \$57,180 |
| Employment: 210 | HOURLY: | | \$19.84 | \$14.35 | \$15.88 | \$18.25 | \$23.12 | \$27.49 |
| Fargo, ND-MN MetroSA | ANNUAL: | | \$43,220 | \$30,720 | \$35,170 | \$39,750 | \$48,250 | \$58,070 |
| Employment: 610 | HOURLY: | | \$20.78 | \$14.77 | \$16.91 | \$19.11 | \$23.20 | \$27.92 |
| Grand Forks, ND-MN MetroSA | ANNUAL: | | \$40,680 | \$28,490 | \$33,240 | \$40,440 | \$45,920 | \$51,700 |
| Employment: 210 | HOURLY: | | \$19.56 | \$13.70 | \$15.98 | \$19.44 | \$22.08 | \$24.85 |
| West ND Nonmetro Area | ANNUAL: | | \$46,310 | \$30,160 | \$32,930 | \$41,860 | \$52,530 | \$69,170 |
| Employment: 350 | HOURLY: | | \$22.27 | \$14.50 | \$15.83 | \$20.13 | \$25.25 | \$33.25 |
| East ND Nonmetro Area | ANNUAL: | | \$46,130 | \$32,930 | \$38,300 | \$45,750 | \$49,050 | \$61,280 |
| Employment: 250 | HOURLY: | | \$22.18 | \$15.83 | \$18.41 | \$21.99 | \$23.58 | \$29.46 |

'N/A' indicates data or information cannot be released due to reliability, availability, or confidentiality restrictions. Since a portion of substate employment is not attributed to a region, substate areas will NOT add up to statewide totals. Rounding and the absence of suppressed data may also affect additivity.

| | | | WAGE ESTIMATES | | | | | | |
|---|-----|--|-------------------|--------------------|--------------------|--------------------------------|--------------------|--------------------|----------|
| | | | Average (Mean) | 10th Percentile | 25th Percentile | 50th Percentile (Median) | 75th Percentile | 90th Percentile | |
| 43-5111 Weighers, Measurers, Checkers, and Samplers, Recordkeeping | | | | | | | | | |
| Alternate Job Title(s): Cheese Weigher; Scale Attendant; Weighing Station Operator | | | | | | | | | |
| Weigh, measure, and check materials, supplies, and equipment for the purpose of keeping relevant records. Duties are primarily clerical by nature. Includes workers who collect and keep record of samples of products or materials. Excludes Inspectors, Testers, Sorters, Samplers, and Weighers (51-9061). | | | | | | | | | |
| North Dakota | | | ANNUAL: | \$47,010 | \$27,880 | \$37,030 | \$41,750 | \$53,560 | \$59,290 |
| Employment: | 120 | | HOURLY: | \$22.60 | \$13.40 | \$17.80 | \$20.07 | \$25.75 | \$28.50 |
| Region 2 | | | ANNUAL: | \$56,070 | \$32,070 | \$40,420 | \$55,850 | \$55,860 | \$80,060 |
| Employment: | 30 | | HOURLY: | \$26.96 | \$15.42 | \$19.43 | \$26.85 | \$26.85 | \$38.49 |
| Region 4 | | | ANNUAL: | \$44,550 | \$26,790 | \$36,000 | \$38,100 | \$44,110 | \$77,730 |
| Employment: | 10 | | HOURLY: | \$21.42 | \$12.88 | \$17.31 | \$18.32 | \$21.20 | \$37.37 |
| Region 5 | | | ANNUAL: | \$41,210 | \$31,500 | \$37,470 | \$40,560 | \$47,180 | \$50,880 |
| Employment: | 30 | | HOURLY: | \$19.81 | \$15.14 | \$18.02 | \$19.50 | \$22.68 | \$24.46 |
| Region 7 | | | ANNUAL: | \$46,260 | \$31,570 | \$37,420 | \$40,150 | \$51,440 | \$58,620 |
| Employment: | 30 | | HOURLY: | \$22.24 | \$15.18 | \$17.99 | \$19.30 | \$24.73 | \$28.18 |
| Bismarck, ND MetroSA | | | ANNUAL: | \$45,860 | \$31,570 | \$31,840 | \$40,150 | \$51,430 | \$57,930 |
| Employment: | 30 | | HOURLY: | \$22.05 | \$15.18 | \$15.31 | \$19.30 | \$24.73 | \$27.85 |
| Fargo, ND-MN MetroSA | | | ANNUAL: | \$42,400 | \$31,500 | \$38,640 | \$42,640 | \$47,180 | \$50,880 |
| Employment: | N/A | | HOURLY: | \$20.39 | \$15.15 | \$18.58 | \$20.50 | \$22.69 | \$24.46 |
| West ND Nonmetro Area | | | ANNUAL: | \$53,300 | \$33,280 | \$38,640 | \$54,330 | \$55,860 | \$80,060 |
| Employment: | 50 | | HOURLY: | \$25.63 | \$16.00 | \$18.58 | \$26.12 | \$26.86 | \$38.49 |
| East ND Nonmetro Area | | | ANNUAL: | \$38,000 | \$27,600 | \$36,000 | \$37,030 | \$41,750 | \$44,110 |
| Employment: | 20 | | HOURLY: | \$18.27 | \$13.27 | \$17.31 | \$17.80 | \$20.07 | \$21.21 |

'N/A' indicates data or information cannot be released due to reliability, availability, or confidentiality restrictions. Since a portion of substate employment is not attributed to a region, substate areas will NOT add up to statewide totals. Rounding and the absence of suppressed data may also affect additivity.

| | | WAGE ESTIMATES | | | | | |
|--|--|-------------------|--------------------|--------------------|--------------------------------|--------------------|--------------------|
| | | Average (Mean) | 10th Percentile | 25th Percentile | 50th Percentile (Median) | 75th Percentile | 90th Percentile |
| 43-6011 Executive Secretaries and Executive Administrative Assistants | | | | | | | |
| Alternate Job Title(s): Executive Assistant | | | | | | | |
| Provide high-level administrative support by conducting research, preparing statistical reports, and handling information requests, as well as performing routine administrative functions such as preparing correspondence, receiving visitors, arranging conference calls, and scheduling meetings. May also train and supervise lower-level clerical staff. Excludes Secretaries (43-6012 through 43-6014). | | | | | | | |
| North Dakota | | ANNUAL: | \$62,830 | \$41,120 | \$50,440 | \$61,210 | \$74,760 |
| Employment: 360 | | HOURLY: | \$30.21 | \$19.77 | \$24.25 | \$29.43 | \$35.94 |
| Region 1 | | ANNUAL: | \$64,450 | \$37,070 | \$51,910 | \$66,090 | \$78,080 |
| Employment: 20 | | HOURLY: | \$30.99 | \$17.82 | \$24.96 | \$31.78 | \$37.54 |
| Region 2 | | ANNUAL: | \$60,880 | \$41,860 | \$47,840 | \$51,810 | \$73,800 |
| Employment: 20 | | HOURLY: | \$29.27 | \$20.12 | \$23.00 | \$24.91 | \$35.48 |
| Region 3 | | ANNUAL: | \$61,150 | \$41,250 | \$49,280 | \$60,440 | \$73,550 |
| Employment: 10 | | HOURLY: | \$29.40 | \$19.83 | \$23.69 | \$29.06 | \$35.36 |
| Region 4 | | ANNUAL: | \$63,550 | \$35,660 | \$50,830 | \$61,800 | \$77,180 |
| Employment: 40 | | HOURLY: | \$30.55 | \$17.14 | \$24.44 | \$29.71 | \$37.10 |
| Region 5 | | ANNUAL: | \$63,510 | \$45,400 | \$51,890 | \$61,060 | \$71,270 |
| Employment: 150 | | HOURLY: | \$30.54 | \$21.82 | \$24.95 | \$29.36 | \$34.26 |
| Region 6 | | ANNUAL: | \$46,260 | \$32,540 | \$38,420 | \$38,420 | \$46,210 |
| Employment: 20 | | HOURLY: | \$22.24 | \$15.65 | \$18.47 | \$18.47 | \$22.22 |
| Region 7 | | ANNUAL: | \$63,900 | \$45,140 | \$51,450 | \$65,080 | \$72,860 |
| Employment: 90 | | HOURLY: | \$30.72 | \$21.70 | \$24.74 | \$31.29 | \$35.03 |
| Region 8 | | ANNUAL: | \$67,350 | \$41,860 | \$55,930 | \$72,050 | \$76,800 |
| Employment: 10 | | HOURLY: | \$32.38 | \$20.13 | \$26.89 | \$34.64 | \$36.92 |
| Bismarck, ND MetroSA | | ANNUAL: | \$63,040 | \$45,140 | \$49,720 | \$63,000 | \$72,860 |
| Employment: 90 | | HOURLY: | \$30.31 | \$21.70 | \$23.91 | \$30.29 | \$35.03 |
| Fargo, ND-MN MetroSA | | ANNUAL: | \$61,420 | \$45,400 | \$51,160 | \$58,250 | \$67,400 |
| Employment: 190 | | HOURLY: | \$29.53 | \$21.83 | \$24.60 | \$28.00 | \$32.40 |
| Grand Forks, ND-MN MetroSA | | ANNUAL: | \$63,290 | \$36,490 | \$53,670 | \$61,420 | \$74,550 |
| Employment: 60 | | HOURLY: | \$30.43 | \$17.54 | \$25.80 | \$29.53 | \$35.84 |
| West ND Nonmetro Area | | ANNUAL: | \$64,890 | \$41,860 | \$49,350 | \$70,350 | \$76,790 |
| Employment: 50 | | HOURLY: | \$31.20 | \$20.13 | \$23.73 | \$33.82 | \$36.92 |
| East ND Nonmetro Area | | ANNUAL: | \$57,010 | \$37,110 | \$38,420 | \$53,050 | \$76,790 |
| Employment: 40 | | HOURLY: | \$27.41 | \$17.84 | \$18.47 | \$25.51 | \$36.92 |

'N/A' indicates data or information cannot be released due to reliability, availability, or confidentiality restrictions. Since a portion of substate employment is not attributed to a region, substate areas will NOT add up to statewide totals. Rounding and the absence of suppressed data may also affect additivity.

| | | | WAGE ESTIMATES | | | | | |
|---|-----|---------|-------------------|--------------------|--------------------|--------------------------------|--------------------|--------------------|
| | | | Average (Mean) | 10th Percentile | 25th Percentile | 50th Percentile (Median) | 75th Percentile | 90th Percentile |
| 43-6012 Legal Secretaries and Administrative Assistants | | | | | | | | |
| Alternate Job Title(s): Law Secretary; Legal Administrative Assistant | | | | | | | | |
| Perform secretarial duties using legal terminology, procedures, and documents. Prepare legal papers and correspondence, such as summonses, complaints, motions, and subpoenas. May also assist with legal research. | | | | | | | | |
| North Dakota | | ANNUAL: | \$48,970 | \$38,770 | \$47,000 | \$47,970 | \$52,580 | \$55,640 |
| Employment: | 310 | HOURLY: | \$23.54 | \$18.64 | \$22.59 | \$23.06 | \$25.28 | \$26.75 |
| Region 1 | | ANNUAL: | \$50,490 | \$47,900 | \$47,970 | \$47,970 | \$57,380 | \$57,380 |
| Employment: | 10 | HOURLY: | \$24.27 | \$23.03 | \$23.06 | \$23.06 | \$27.59 | \$27.59 |
| Region 2 | | ANNUAL: | \$49,880 | \$44,520 | \$47,970 | \$49,990 | \$52,990 | \$55,370 |
| Employment: | 40 | HOURLY: | \$23.98 | \$21.41 | \$23.06 | \$24.04 | \$25.47 | \$26.62 |
| Region 3 | | ANNUAL: | \$44,670 | \$33,030 | \$38,470 | \$47,740 | \$49,420 | \$56,900 |
| Employment: | 10 | HOURLY: | \$21.47 | \$15.88 | \$18.49 | \$22.95 | \$23.76 | \$27.36 |
| Region 4 | | ANNUAL: | \$48,050 | \$37,620 | \$46,120 | \$50,740 | \$54,120 | \$54,650 |
| Employment: | 50 | HOURLY: | \$23.10 | \$18.09 | \$22.17 | \$24.39 | \$26.02 | \$26.28 |
| Region 5 | | ANNUAL: | \$48,680 | \$38,960 | \$46,560 | \$47,120 | \$51,650 | \$55,510 |
| Employment: | 120 | HOURLY: | \$23.40 | \$18.73 | \$22.38 | \$22.65 | \$24.83 | \$26.69 |
| Region 7 | | ANNUAL: | \$50,660 | \$38,280 | \$46,030 | \$51,150 | \$54,500 | \$65,190 |
| Employment: | 50 | HOURLY: | \$24.36 | \$18.40 | \$22.13 | \$24.59 | \$26.20 | \$31.34 |
| Bismarck, ND MetroSA | | ANNUAL: | \$50,820 | \$38,280 | \$45,040 | \$51,180 | \$55,390 | \$65,190 |
| Employment: | 40 | HOURLY: | \$24.43 | \$18.40 | \$21.65 | \$24.61 | \$26.63 | \$31.34 |
| Fargo, ND-MN MetroSA | | ANNUAL: | \$48,910 | \$38,960 | \$46,560 | \$48,620 | \$53,510 | \$55,640 |
| Employment: | 130 | HOURLY: | \$23.52 | \$18.73 | \$22.38 | \$23.37 | \$25.73 | \$26.75 |
| Grand Forks, ND-MN MetroSA | | ANNUAL: | \$48,090 | \$36,900 | \$45,430 | \$50,760 | \$54,650 | \$54,650 |
| Employment: | 40 | HOURLY: | \$23.12 | \$17.74 | \$21.84 | \$24.40 | \$26.28 | \$26.28 |
| West ND Nonmetro Area | | ANNUAL: | \$49,640 | \$44,520 | \$47,970 | \$47,970 | \$51,990 | \$56,510 |
| Employment: | 80 | HOURLY: | \$23.86 | \$21.41 | \$23.06 | \$23.06 | \$24.99 | \$27.17 |
| East ND Nonmetro Area | | ANNUAL: | \$47,050 | \$37,810 | \$47,610 | \$47,970 | \$49,430 | \$53,750 |
| Employment: | 40 | HOURLY: | \$22.62 | \$18.18 | \$22.89 | \$23.06 | \$23.76 | \$25.84 |

'N/A' indicates data or information cannot be released due to reliability, availability, or confidentiality restrictions. Since a portion of substate employment is not attributed to a region, substate areas will NOT add up to statewide totals. Rounding and the absence of suppressed data may also affect additivity.

| | | | WAGE ESTIMATES | | | | | |
|---|-----|---------|-------------------|--------------------|--------------------|--------------------------------|--------------------|--------------------|
| | | | Average (Mean) | 10th Percentile | 25th Percentile | 50th Percentile (Median) | 75th Percentile | 90th Percentile |
| 43-6013 Medical Secretaries and Administrative Assistants | | | | | | | | |
| Alternate Job Title(s): Dental Secretary; Psychiatric Secretary | | | | | | | | |
| Perform secretarial duties using specific knowledge of medical terminology and hospital, clinic, or laboratory procedures. Duties may include scheduling appointments, billing patients, and compiling and recording medical charts, reports, and correspondence. | | | | | | | | |
| North Dakota | | ANNUAL: | \$39,900 | \$30,520 | \$34,720 | \$38,630 | \$44,580 | \$49,490 |
| Employment: | 790 | HOURLY: | \$19.18 | \$14.68 | \$16.69 | \$18.57 | \$21.43 | \$23.79 |
| Region 1 | | ANNUAL: | \$40,740 | \$30,550 | \$35,430 | \$40,370 | \$44,980 | \$53,780 |
| Employment: | 20 | HOURLY: | \$19.59 | \$14.69 | \$17.03 | \$19.41 | \$21.63 | \$25.86 |
| Region 2 | | ANNUAL: | \$38,580 | \$30,520 | \$34,880 | \$35,860 | \$43,940 | \$44,980 |
| Employment: | 80 | HOURLY: | \$18.55 | \$14.67 | \$16.77 | \$17.24 | \$21.13 | \$21.63 |
| Region 3 | | ANNUAL: | \$37,520 | \$31,140 | \$31,140 | \$35,560 | \$38,630 | \$49,610 |
| Employment: | 30 | HOURLY: | \$18.04 | \$14.97 | \$14.97 | \$17.09 | \$18.57 | \$23.85 |
| Region 4 | | ANNUAL: | \$39,360 | \$29,670 | \$34,800 | \$37,370 | \$44,470 | \$47,720 |
| Employment: | 100 | HOURLY: | \$18.92 | \$14.26 | \$16.73 | \$17.97 | \$21.38 | \$22.94 |
| Region 5 | | ANNUAL: | \$40,430 | \$30,340 | \$34,670 | \$39,890 | \$44,160 | \$51,150 |
| Employment: | 320 | HOURLY: | \$19.44 | \$14.59 | \$16.67 | \$19.18 | \$21.23 | \$24.59 |
| Region 6 | | ANNUAL: | \$36,940 | \$30,460 | \$34,320 | \$34,760 | \$39,590 | \$46,730 |
| Employment: | 60 | HOURLY: | \$17.76 | \$14.64 | \$16.50 | \$16.71 | \$19.03 | \$22.46 |
| Region 7 | | ANNUAL: | \$41,460 | \$34,510 | \$36,090 | \$41,390 | \$47,430 | \$48,760 |
| Employment: | 150 | HOURLY: | \$19.93 | \$16.59 | \$17.35 | \$19.90 | \$22.80 | \$23.44 |
| Region 8 | | ANNUAL: | \$38,960 | \$30,460 | \$34,740 | \$36,880 | \$44,580 | \$48,170 |
| Employment: | 40 | HOURLY: | \$18.73 | \$14.64 | \$16.70 | \$17.73 | \$21.43 | \$23.16 |
| Bismarck, ND MetroSA | | ANNUAL: | \$41,680 | \$34,510 | \$36,200 | \$41,040 | \$47,820 | \$48,820 |
| Employment: | 130 | HOURLY: | \$20.04 | \$16.59 | \$17.40 | \$19.73 | \$22.99 | \$23.47 |
| Fargo, ND-MN MetroSA | | ANNUAL: | \$40,980 | \$31,770 | \$34,670 | \$40,190 | \$44,590 | \$51,150 |
| Employment: | 360 | HOURLY: | \$19.70 | \$15.27 | \$16.67 | \$19.32 | \$21.44 | \$24.59 |
| Grand Forks, ND-MN MetroSA | | ANNUAL: | \$40,040 | \$34,480 | \$34,800 | \$38,540 | \$44,470 | \$48,730 |
| Employment: | 140 | HOURLY: | \$19.25 | \$16.58 | \$16.73 | \$18.53 | \$21.38 | \$23.43 |
| West ND Nonmetro Area | | ANNUAL: | \$39,170 | \$30,550 | \$34,880 | \$38,580 | \$44,580 | \$46,680 |
| Employment: | 160 | HOURLY: | \$18.83 | \$14.69 | \$16.77 | \$18.55 | \$21.43 | \$22.44 |
| East ND Nonmetro Area | | ANNUAL: | \$38,180 | \$30,560 | \$34,320 | \$35,560 | \$40,760 | \$49,860 |
| Employment: | 110 | HOURLY: | \$18.36 | \$14.69 | \$16.50 | \$17.10 | \$19.60 | \$23.97 |

'N/A' indicates data or information cannot be released due to reliability, availability, or confidentiality restrictions. Since a portion of substate employment is not attributed to a region, substate areas will NOT add up to statewide totals. Rounding and the absence of suppressed data may also affect additivity.

| | | | WAGE ESTIMATES | | | | | |
|--|---------|--|-------------------|--------------------|--------------------|--------------------------------|--------------------|--------------------|
| | | | Average (Mean) | 10th Percentile | 25th Percentile | 50th Percentile (Median) | 75th Percentile | 90th Percentile |
| 43-6014 Secretaries and Administrative Assistants, Except Legal, Medical, and Executive | | | | | | | | |
| Alternate Job Title(s): Office Secretary; Personal Secretary | | | | | | | | |
| Perform routine administrative functions such as drafting correspondence, scheduling appointments, organizing and maintaining paper and electronic files, or providing information to callers. Excludes legal, medical, and executive secretaries (43-6011 through 43-6013). | | | | | | | | |
| North Dakota | ANNUAL: | | \$42,520 | \$31,820 | \$37,040 | \$40,850 | \$47,590 | \$54,440 |
| Employment: 5,520 | HOURLY: | | \$20.44 | \$15.30 | \$17.81 | \$19.64 | \$22.88 | \$26.17 |
| Region 1 | ANNUAL: | | \$44,590 | \$32,140 | \$39,040 | \$45,270 | \$48,660 | \$58,860 |
| Employment: 410 | HOURLY: | | \$21.44 | \$15.45 | \$18.77 | \$21.76 | \$23.39 | \$28.30 |
| Region 2 | ANNUAL: | | \$42,610 | \$31,200 | \$36,400 | \$40,820 | \$47,870 | \$58,180 |
| Employment: 560 | HOURLY: | | \$20.48 | \$15.00 | \$17.50 | \$19.62 | \$23.01 | \$27.97 |
| Region 3 | ANNUAL: | | \$43,290 | \$32,140 | \$36,860 | \$39,770 | \$48,370 | \$58,160 |
| Employment: 210 | HOURLY: | | \$20.81 | \$15.45 | \$17.72 | \$19.12 | \$23.26 | \$27.96 |
| Region 4 | ANNUAL: | | \$42,090 | \$32,690 | \$37,680 | \$39,890 | \$46,730 | \$49,790 |
| Employment: 640 | HOURLY: | | \$20.23 | \$15.72 | \$18.11 | \$19.18 | \$22.47 | \$23.94 |
| Region 5 | ANNUAL: | | \$42,240 | \$31,820 | \$36,870 | \$39,890 | \$47,270 | \$52,710 |
| Employment: 1,660 | HOURLY: | | \$20.31 | \$15.30 | \$17.72 | \$19.18 | \$22.73 | \$25.34 |
| Region 6 | ANNUAL: | | \$40,130 | \$31,120 | \$35,600 | \$38,360 | \$45,690 | \$49,860 |
| Employment: 300 | HOURLY: | | \$19.29 | \$14.96 | \$17.11 | \$18.44 | \$21.97 | \$23.97 |
| Region 7 | ANNUAL: | | \$42,680 | \$31,950 | \$37,040 | \$41,370 | \$47,990 | \$55,100 |
| Employment: 1,380 | HOURLY: | | \$20.52 | \$15.36 | \$17.81 | \$19.89 | \$23.07 | \$26.49 |
| Region 8 | ANNUAL: | | \$42,970 | \$32,860 | \$37,690 | \$42,640 | \$47,930 | \$55,480 |
| Employment: 310 | HOURLY: | | \$20.66 | \$15.80 | \$18.12 | \$20.50 | \$23.04 | \$26.67 |
| Bismarck, ND MetroSA | ANNUAL: | | \$42,460 | \$31,960 | \$37,040 | \$41,000 | \$47,720 | \$53,930 |
| Employment: 1,250 | HOURLY: | | \$20.41 | \$15.36 | \$17.81 | \$19.71 | \$22.94 | \$25.93 |
| Fargo, ND-MN MetroSA | ANNUAL: | | \$42,690 | \$31,870 | \$37,580 | \$41,130 | \$47,820 | \$53,480 |
| Employment: 1,710 | HOURLY: | | \$20.53 | \$15.32 | \$18.07 | \$19.77 | \$22.99 | \$25.71 |
| Grand Forks, ND-MN MetroSA | ANNUAL: | | \$42,700 | \$32,690 | \$37,680 | \$40,910 | \$46,850 | \$51,620 |
| Employment: 730 | HOURLY: | | \$20.53 | \$15.72 | \$18.11 | \$19.67 | \$22.52 | \$24.82 |
| West ND Nonmetro Area | ANNUAL: | | \$43,460 | \$31,450 | \$37,700 | \$42,930 | \$48,350 | \$57,650 |
| Employment: 1,410 | HOURLY: | | \$20.90 | \$15.12 | \$18.13 | \$20.64 | \$23.25 | \$27.72 |
| East ND Nonmetro Area | ANNUAL: | | \$41,360 | \$31,160 | \$35,630 | \$39,500 | \$47,000 | \$52,430 |
| Employment: 820 | HOURLY: | | \$19.89 | \$14.98 | \$17.13 | \$18.99 | \$22.60 | \$25.21 |

'N/A' indicates data or information cannot be released due to reliability, availability, or confidentiality restrictions. Since a portion of substate employment is not attributed to a region, substate areas will NOT add up to statewide totals. Rounding and the absence of suppressed data may also affect additivity.

| | | | WAGE ESTIMATES | | | | | |
|--|-----|---------|-------------------|--------------------|--------------------|--------------------------------|--------------------|--------------------|
| | | | Average (Mean) | 10th Percentile | 25th Percentile | 50th Percentile (Median) | 75th Percentile | 90th Percentile |
| 43-9021 Data Entry Keyers | | | | | | | | |
| Alternate Job Title(s): Data Input Clerk; Data Typist | | | | | | | | |
| Operate data entry device, such as keyboard or photo composing perforator. Duties may include verifying data and preparing materials for printing. Excludes Word Processors and Typists (43-9022). | | | | | | | | |
| North Dakota | | ANNUAL: | \$39,550 | \$24,290 | \$31,910 | \$38,430 | \$48,850 | \$56,160 |
| Employment: | 150 | HOURLY: | \$19.01 | \$11.68 | \$15.34 | \$18.48 | \$23.48 | \$27.00 |
| Region 5 | | ANNUAL: | \$36,090 | \$20,720 | \$24,290 | \$35,070 | \$47,130 | \$51,030 |
| Employment: | 40 | HOURLY: | \$17.35 | \$9.96 | \$11.68 | \$16.86 | \$22.66 | \$24.54 |
| Region 7 | | ANNUAL: | \$42,120 | \$34,860 | \$35,360 | \$38,520 | \$49,480 | \$56,160 |
| Employment: | 90 | HOURLY: | \$20.25 | \$16.76 | \$17.00 | \$18.52 | \$23.79 | \$27.00 |
| Bismarck, ND MetroSA | | ANNUAL: | \$42,120 | \$34,860 | \$35,360 | \$38,520 | \$49,480 | \$56,160 |
| Employment: | 90 | HOURLY: | \$20.25 | \$16.76 | \$17.00 | \$18.52 | \$23.79 | \$27.00 |
| Fargo, ND-MN MetroSA | | ANNUAL: | \$35,940 | \$22,100 | \$24,290 | \$35,070 | \$47,130 | \$51,030 |
| Employment: | 50 | HOURLY: | \$17.28 | \$10.63 | \$11.68 | \$16.86 | \$22.66 | \$24.54 |
| West ND Nonmetro Area | | ANNUAL: | \$43,010 | \$31,200 | \$31,830 | \$51,220 | \$51,230 | \$51,340 |
| Employment: | 10 | HOURLY: | \$20.68 | \$15.00 | \$15.30 | \$24.63 | \$24.63 | \$24.68 |

43-9022 Word Processors and Typists**Alternate Job Title(s):** Clerk Typist; Transcription Typist

Use word processor, computer, or typewriter to type letters, reports, forms, or other material from rough draft, corrected copy, or voice recording. May perform other clerical duties as assigned. Excludes Court Reporters and Simultaneous Captioners (27-3092), Medical Transcriptionists (31-9094), Secretaries and Administrative Assistants (43-6010), and Data Entry Keyers (43-9021).

| | | | | | | | | |
|-----------------------------|----|---------|----------|----------|----------|----------|----------|----------|
| North Dakota | | ANNUAL: | \$37,850 | \$28,370 | \$28,810 | \$39,270 | \$40,870 | \$46,950 |
| Employment: | 20 | HOURLY: | \$18.20 | \$13.64 | \$13.85 | \$18.88 | \$19.65 | \$22.57 |
| Region 7 | | ANNUAL: | \$39,240 | \$28,810 | \$39,270 | \$39,270 | \$42,100 | \$46,950 |
| Employment: | 10 | HOURLY: | \$18.87 | \$13.85 | \$18.88 | \$18.88 | \$20.24 | \$22.57 |
| Fargo, ND-MN MetroSA | | ANNUAL: | \$45,840 | \$28,310 | \$39,190 | \$50,330 | \$50,330 | \$50,330 |
| Employment: | 10 | HOURLY: | \$22.04 | \$13.61 | \$18.84 | \$24.20 | \$24.20 | \$24.20 |

43-9031 Desktop Publishers**Alternate Job Title(s):** Desktop Publishing Specialist; Electronic Publisher

Format typescript and graphic elements using computer software to produce publication-ready material.

| | | | | | | | | |
|---------------------|-----|---------|----------|----------|----------|----------|----------|----------|
| North Dakota | | ANNUAL: | \$61,680 | \$40,340 | \$65,810 | \$65,830 | \$67,000 | \$67,000 |
| Employment: | N/A | HOURLY: | \$29.66 | \$19.39 | \$31.64 | \$31.65 | \$32.21 | \$32.21 |

'N/A' indicates data or information cannot be released due to reliability, availability, or confidentiality restrictions. Since a portion of substate employment is not attributed to a region, substate areas will NOT add up to statewide totals. Rounding and the absence of suppressed data may also affect additivity.

| | WAGE ESTIMATES | | | | | |
|--|-------------------|--------------------|--------------------|--------------------------------|--------------------|--------------------|
| | Average (Mean) | 10th Percentile | 25th Percentile | 50th Percentile (Median) | 75th Percentile | 90th Percentile |

43-9041 Insurance Claims and Policy Processing Clerks

Alternate Job Title(s): Insurance Policy Issue Clerk; Underwriting Clerk

Process new insurance policies, modifications to existing policies, and claims forms. Obtain information from policyholders to verify the accuracy and completeness of information on claims forms, applications and related documents, and company records. Update existing policies and company records to reflect changes requested by policyholders and insurance company representatives. Excludes Claims Adjusters, Examiners, and Investigators (13-1031).

| | | | | | | | |
|-----------------------------------|----------------|----------|----------|----------|----------|----------|----------|
| North Dakota | ANNUAL: | \$49,080 | \$35,530 | \$39,420 | \$46,420 | \$53,440 | \$66,730 |
| Employment: 800 | HOURLY: | \$23.60 | \$17.08 | \$18.95 | \$22.32 | \$25.69 | \$32.08 |
| Region 1 | ANNUAL: | \$44,240 | \$35,530 | \$35,570 | \$40,600 | \$47,560 | \$55,330 |
| Employment: 20 | HOURLY: | \$21.27 | \$17.08 | \$17.10 | \$19.52 | \$22.87 | \$26.60 |
| Region 2 | ANNUAL: | \$50,530 | \$35,530 | \$35,670 | \$47,560 | \$50,810 | \$82,460 |
| Employment: 60 | HOURLY: | \$24.29 | \$17.08 | \$17.15 | \$22.87 | \$24.43 | \$39.64 |
| Region 4 | ANNUAL: | \$45,210 | \$31,240 | \$32,550 | \$41,510 | \$52,220 | \$59,770 |
| Employment: 50 | HOURLY: | \$21.74 | \$15.02 | \$15.65 | \$19.96 | \$25.11 | \$28.73 |
| Region 5 | ANNUAL: | \$50,050 | \$38,350 | \$39,420 | \$46,420 | \$61,560 | \$69,970 |
| Employment: 390 | HOURLY: | \$24.06 | \$18.44 | \$18.95 | \$22.32 | \$29.60 | \$33.64 |
| Region 6 | ANNUAL: | \$47,890 | \$31,060 | \$32,550 | \$46,690 | \$52,220 | \$86,640 |
| Employment: 50 | HOURLY: | \$23.03 | \$14.93 | \$15.65 | \$22.45 | \$25.11 | \$41.66 |
| Region 7 | ANNUAL: | \$47,680 | \$37,710 | \$40,150 | \$44,300 | \$50,870 | \$61,700 |
| Employment: 190 | HOURLY: | \$22.92 | \$18.13 | \$19.30 | \$21.30 | \$24.45 | \$29.66 |
| Region 8 | ANNUAL: | \$45,880 | \$35,540 | \$35,570 | \$47,560 | \$48,600 | \$55,330 |
| Employment: 20 | HOURLY: | \$22.06 | \$17.08 | \$17.10 | \$22.87 | \$23.37 | \$26.60 |
| Bismarck, ND MetroSA | ANNUAL: | \$47,630 | \$38,020 | \$40,150 | \$43,430 | \$50,860 | \$61,700 |
| Employment: 180 | HOURLY: | \$22.90 | \$18.28 | \$19.30 | \$20.88 | \$24.45 | \$29.66 |
| Fargo, ND-MN MetroSA | ANNUAL: | \$50,210 | \$38,830 | \$39,420 | \$45,440 | \$61,560 | \$69,960 |
| Employment: 360 | HOURLY: | \$24.14 | \$18.67 | \$18.95 | \$21.85 | \$29.60 | \$33.64 |
| Grand Forks, ND-MN MetroSA | ANNUAL: | \$44,940 | \$31,240 | \$38,280 | \$41,160 | \$48,210 | \$60,840 |
| Employment: 30 | HOURLY: | \$21.61 | \$15.02 | \$18.40 | \$19.79 | \$23.18 | \$29.25 |
| West ND Nonmetro Area | ANNUAL: | \$48,270 | \$35,530 | \$35,570 | \$47,560 | \$48,600 | \$66,570 |
| Employment: N/A | HOURLY: | \$23.21 | \$17.08 | \$17.10 | \$22.87 | \$23.37 | \$32.01 |
| East ND Nonmetro Area | ANNUAL: | \$48,330 | \$31,060 | \$32,550 | \$46,690 | \$53,190 | \$86,640 |
| Employment: 130 | HOURLY: | \$23.24 | \$14.93 | \$15.65 | \$22.45 | \$25.57 | \$41.66 |

'N/A' indicates data or information cannot be released due to reliability, availability, or confidentiality restrictions. Since a portion of substate employment is not attributed to a region, substate areas will NOT add up to statewide totals. Rounding and the absence of suppressed data may also affect additivity.

| | | | WAGE ESTIMATES | | | | | |
|---|--|----------------|-------------------|--------------------|--------------------|--------------------------------|--------------------|--------------------|
| | | | Average (Mean) | 10th Percentile | 25th Percentile | 50th Percentile (Median) | 75th Percentile | 90th Percentile |
| 43-9051 Mail Clerks and Mail Machine Operators, Except Postal Service | | | | | | | | |
| Alternate Job Title(s): Direct Mail Clerk; Mailroom Clerk; Packaging Clerk | | | | | | | | |
| Prepare incoming and outgoing mail for distribution. Time-stamp, open, read, sort, and route incoming mail; and address, seal, stamp, fold, stuff, and affix postage to outgoing mail or packages. Duties may also include keeping necessary records and completed forms. | | | | | | | | |
| North Dakota | | ANNUAL: | \$37,470 | \$31,820 | \$33,960 | \$35,680 | \$40,330 | \$46,970 |
| Employment: 90 | | HOURLY: | \$18.02 | \$15.30 | \$16.33 | \$17.15 | \$19.39 | \$22.58 |
| Region 5 | | ANNUAL: | \$35,760 | \$30,540 | \$33,790 | \$34,330 | \$37,150 | \$42,430 |
| Employment: 50 | | HOURLY: | \$17.19 | \$14.68 | \$16.24 | \$16.50 | \$17.86 | \$20.40 |
| Region 7 | | ANNUAL: | \$39,300 | \$35,660 | \$35,660 | \$40,180 | \$41,950 | \$47,650 |
| Employment: 10 | | HOURLY: | \$18.89 | \$17.14 | \$17.15 | \$19.32 | \$20.17 | \$22.91 |
| Bismarck, ND MetroSA | | ANNUAL: | \$39,300 | \$35,660 | \$35,660 | \$40,180 | \$41,950 | \$47,650 |
| Employment: 10 | | HOURLY: | \$18.89 | \$17.14 | \$17.15 | \$19.32 | \$20.17 | \$22.91 |
| Fargo, ND-MN MetroSA | | ANNUAL: | \$35,970 | \$30,540 | \$33,790 | \$34,330 | \$37,840 | \$45,170 |
| Employment: 60 | | HOURLY: | \$17.29 | \$14.68 | \$16.24 | \$16.50 | \$18.19 | \$21.72 |
| West ND Nonmetro Area | | ANNUAL: | \$39,000 | \$35,880 | \$35,880 | \$35,880 | \$41,680 | \$61,140 |
| Employment: 10 | | HOURLY: | \$18.75 | \$17.25 | \$17.25 | \$17.25 | \$20.04 | \$29.39 |

'N/A' indicates data or information cannot be released due to reliability, availability, or confidentiality restrictions. Since a portion of substate employment is not attributed to a region, substate areas will NOT add up to statewide totals. Rounding and the absence of suppressed data may also affect additivity.

| | | WAGE ESTIMATES | | | | | |
|---|----------------|-------------------|--------------------|--------------------|--------------------------------|--------------------|--------------------|
| | | Average (Mean) | 10th Percentile | 25th Percentile | 50th Percentile (Median) | 75th Percentile | 90th Percentile |
| 43-9061 Office Clerks, General | | | | | | | |
| Alternate Job Title(s): Administrative Clerk; Office Assistant; Real Estate Clerk | | | | | | | |
| Perform duties too varied and diverse to be classified in any specific office clerical occupation, requiring knowledge of office systems and procedures. Clerical duties may be assigned in accordance with the office procedures of individual establishments and may include a combination of answering telephones, bookkeeping, typing or word processing, office machine operation, and filing. | | | | | | | |
| North Dakota | ANNUAL: | \$47,380 | \$30,280 | \$37,530 | \$45,610 | \$55,670 | \$66,700 |
| Employment: 9,810 | HOURLY: | \$22.78 | \$14.56 | \$18.05 | \$21.93 | \$26.77 | \$32.07 |
| Region 1 | ANNUAL: | \$52,070 | \$32,540 | \$40,430 | \$50,670 | \$59,020 | \$72,810 |
| Employment: 850 | HOURLY: | \$25.03 | \$15.65 | \$19.44 | \$24.36 | \$28.37 | \$35.00 |
| Region 2 | ANNUAL: | \$47,750 | \$30,430 | \$37,950 | \$45,790 | \$55,080 | \$68,290 |
| Employment: 1,120 | HOURLY: | \$22.96 | \$14.63 | \$18.24 | \$22.01 | \$26.48 | \$32.83 |
| Region 3 | ANNUAL: | \$42,800 | \$23,040 | \$33,220 | \$41,160 | \$50,910 | \$60,410 |
| Employment: 370 | HOURLY: | \$20.58 | \$11.08 | \$15.97 | \$19.79 | \$24.48 | \$29.04 |
| Region 4 | ANNUAL: | \$46,110 | \$30,060 | \$36,700 | \$44,220 | \$54,080 | \$64,890 |
| Employment: 900 | HOURLY: | \$22.17 | \$14.45 | \$17.64 | \$21.26 | \$26.00 | \$31.20 |
| Region 5 | ANNUAL: | \$46,300 | \$30,420 | \$37,620 | \$44,270 | \$52,130 | \$64,920 |
| Employment: 3,310 | HOURLY: | \$22.26 | \$14.63 | \$18.09 | \$21.28 | \$25.06 | \$31.21 |
| Region 6 | ANNUAL: | \$45,190 | \$25,930 | \$35,860 | \$43,750 | \$52,730 | \$65,000 |
| Employment: 550 | HOURLY: | \$21.72 | \$12.47 | \$17.24 | \$21.03 | \$25.35 | \$31.25 |
| Region 7 | ANNUAL: | \$48,630 | \$31,080 | \$37,670 | \$46,640 | \$57,960 | \$69,250 |
| Employment: 1,980 | HOURLY: | \$23.38 | \$14.94 | \$18.11 | \$22.42 | \$27.87 | \$33.29 |
| Region 8 | ANNUAL: | \$48,060 | \$27,020 | \$37,440 | \$47,750 | \$57,180 | \$67,290 |
| Employment: 630 | HOURLY: | \$23.10 | \$12.99 | \$18.00 | \$22.96 | \$27.49 | \$32.35 |
| Bismarck, ND MetroSA | ANNUAL: | \$48,730 | \$31,270 | \$37,760 | \$46,820 | \$58,070 | \$68,910 |
| Employment: 1,760 | HOURLY: | \$23.43 | \$15.04 | \$18.16 | \$22.51 | \$27.92 | \$33.13 |
| Fargo, ND-MN MetroSA | ANNUAL: | \$45,900 | \$30,420 | \$37,440 | \$43,960 | \$51,830 | \$63,970 |
| Employment: 3,310 | HOURLY: | \$22.07 | \$14.63 | \$18.00 | \$21.14 | \$24.92 | \$30.75 |
| Grand Forks, ND-MN MetroSA | ANNUAL: | \$44,820 | \$29,680 | \$36,250 | \$42,100 | \$50,880 | \$62,760 |
| Employment: 920 | HOURLY: | \$21.55 | \$14.27 | \$17.43 | \$20.24 | \$24.46 | \$30.17 |
| West ND Nonmetro Area | ANNUAL: | \$49,120 | \$30,270 | \$38,070 | \$48,150 | \$57,180 | \$69,990 |
| Employment: 2,830 | HOURLY: | \$23.62 | \$14.55 | \$18.30 | \$23.15 | \$27.49 | \$33.65 |
| East ND Nonmetro Area | ANNUAL: | \$44,600 | \$24,760 | \$35,360 | \$43,730 | \$52,000 | \$63,460 |
| Employment: 1,470 | HOURLY: | \$21.44 | \$11.91 | \$17.00 | \$21.02 | \$25.00 | \$30.51 |

43-9071 Office Machine Operators, Except Computer**Alternate Job Title(s):** Coin Wrapping Machine Operator; Copy Machine Operator; Scanning Equipment Operators

Operate one or more of a variety of office machines, such as photocopying, photographic, and duplicating machines, or other office machines. Excludes Billing and Posting Clerks (43-3021) and Mail Clerks and Mail Machine Operators, Except Postal Service (43-9051).

| | | | | | | | |
|-----------------------------|----------------|----------|----------|----------|----------|----------|----------|
| North Dakota | ANNUAL: | \$44,090 | \$35,480 | \$35,480 | \$48,550 | \$48,560 | \$50,660 |
| Employment: 20 | HOURLY: | \$21.20 | \$17.06 | \$17.06 | \$23.34 | \$23.35 | \$24.35 |
| Fargo, ND-MN MetroSA | ANNUAL: | \$41,440 | \$35,480 | \$35,480 | \$36,280 | \$48,970 | \$55,960 |
| Employment: 10 | HOURLY: | \$19.92 | \$17.06 | \$17.06 | \$17.44 | \$23.55 | \$26.90 |

'N/A' indicates data or information cannot be released due to reliability, availability, or confidentiality restrictions. Since a portion of substate employment is not attributed to a region, substate areas will NOT add up to statewide totals. Rounding and the absence of suppressed data may also affect additivity.

| | | | WAGE ESTIMATES | | | | | |
|--|---------|--|-------------------|--------------------|--------------------|--------------------------------|--------------------|--------------------|
| | | | Average (Mean) | 10th Percentile | 25th Percentile | 50th Percentile (Median) | 75th Percentile | 90th Percentile |
| 43-9199 Office and Administrative Support Workers, All Other | | | | | | | | |
| Alternate Job Title(s): Envelope Stuffer; Fingerprint Clerk; Notary Public | | | | | | | | |
| All office and administrative support workers not listed separately. | | | | | | | | |
| North Dakota | ANNUAL: | | \$51,540 | \$33,480 | \$37,870 | \$47,840 | \$59,160 | \$76,880 |
| Employment: 1,260 | HOURLY: | | \$24.78 | \$16.10 | \$18.21 | \$23.00 | \$28.44 | \$36.96 |
| Region 1 | ANNUAL: | | \$53,190 | \$33,490 | \$45,760 | \$51,020 | \$60,030 | \$70,170 |
| Employment: 60 | HOURLY: | | \$25.57 | \$16.10 | \$22.00 | \$24.53 | \$28.86 | \$33.74 |
| Region 2 | ANNUAL: | | \$46,620 | \$30,700 | \$34,560 | \$43,030 | \$55,960 | \$64,500 |
| Employment: 120 | HOURLY: | | \$22.41 | \$14.76 | \$16.62 | \$20.69 | \$26.90 | \$31.01 |
| Region 3 | ANNUAL: | | \$59,150 | \$33,490 | \$39,460 | \$55,740 | \$69,890 | \$94,960 |
| Employment: 50 | HOURLY: | | \$28.44 | \$16.10 | \$18.97 | \$26.80 | \$33.60 | \$45.65 |
| Region 4 | ANNUAL: | | \$50,430 | \$33,480 | \$34,720 | \$47,780 | \$58,180 | \$72,050 |
| Employment: 140 | HOURLY: | | \$24.25 | \$16.10 | \$16.69 | \$22.97 | \$27.97 | \$34.64 |
| Region 5 | ANNUAL: | | \$51,020 | \$33,490 | \$38,060 | \$46,710 | \$56,630 | \$77,960 |
| Employment: 490 | HOURLY: | | \$24.53 | \$16.10 | \$18.30 | \$22.46 | \$27.22 | \$37.48 |
| Region 6 | ANNUAL: | | \$49,220 | \$32,770 | \$37,440 | \$47,480 | \$56,650 | \$72,190 |
| Employment: 70 | HOURLY: | | \$23.66 | \$15.76 | \$18.00 | \$22.83 | \$27.24 | \$34.70 |
| Region 7 | ANNUAL: | | \$53,940 | \$31,930 | \$41,600 | \$49,830 | \$63,290 | \$79,460 |
| Employment: 280 | HOURLY: | | \$25.93 | \$15.35 | \$20.00 | \$23.96 | \$30.43 | \$38.20 |
| Region 8 | ANNUAL: | | \$51,520 | \$33,490 | \$37,440 | \$48,310 | \$59,020 | \$70,180 |
| Employment: 50 | HOURLY: | | \$24.77 | \$16.10 | \$18.00 | \$23.23 | \$28.38 | \$33.74 |
| Bismarck, ND MetroSA | ANNUAL: | | \$55,110 | \$33,660 | \$42,220 | \$50,360 | \$63,840 | \$79,660 |
| Employment: 260 | HOURLY: | | \$26.49 | \$16.18 | \$20.30 | \$24.21 | \$30.69 | \$38.30 |
| Fargo, ND-MN MetroSA | ANNUAL: | | \$49,040 | \$31,800 | \$35,100 | \$46,700 | \$54,750 | \$75,880 |
| Employment: 440 | HOURLY: | | \$23.58 | \$15.29 | \$16.88 | \$22.45 | \$26.32 | \$36.48 |
| Grand Forks, ND-MN MetroSA | ANNUAL: | | \$51,280 | \$33,480 | \$38,350 | \$49,180 | \$58,180 | \$74,970 |
| Employment: 120 | HOURLY: | | \$24.66 | \$16.10 | \$18.44 | \$23.64 | \$27.97 | \$36.05 |
| West ND Nonmetro Area | ANNUAL: | | \$48,510 | \$30,690 | \$34,590 | \$47,010 | \$57,950 | \$69,710 |
| Employment: 250 | HOURLY: | | \$23.32 | \$14.76 | \$16.63 | \$22.60 | \$27.86 | \$33.51 |
| East ND Nonmetro Area | ANNUAL: | | \$53,640 | \$33,490 | \$37,690 | \$47,480 | \$62,860 | \$86,690 |
| Employment: 230 | HOURLY: | | \$25.79 | \$16.10 | \$18.12 | \$22.83 | \$30.22 | \$41.68 |

'N/A' indicates data or information cannot be released due to reliability, availability, or confidentiality restrictions. Since a portion of substate employment is not attributed to a region, substate areas will NOT add up to statewide totals. Rounding and the absence of suppressed data may also affect additivity.

| | | WAGE ESTIMATES | | | | | |
|---|-------------------|-------------------|--------------------|--------------------|--------------------------------|--------------------|--------------------|
| | | Average (Mean) | 10th Percentile | 25th Percentile | 50th Percentile (Median) | 75th Percentile | 90th Percentile |
| 45-0000 Farming, Fishing, and Forestry Occupations | | | | | | | |
| Alternate Job Title(s): N/A | | | | | | | |
| North Dakota | Employment: 1,340 | ANNUAL: | \$42,980 | \$29,120 | \$34,930 | \$43,110 | \$62,190 |
| | | HOURLY: | \$20.66 | \$14.00 | \$16.80 | \$20.73 | \$29.90 |
| Region 1 | Employment: 110 | ANNUAL: | \$44,970 | \$30,360 | \$36,970 | \$44,030 | \$62,190 |
| | | HOURLY: | \$21.62 | \$14.59 | \$17.77 | \$21.17 | \$29.90 |
| Region 2 | Employment: 150 | ANNUAL: | \$39,800 | \$26,200 | \$31,270 | \$42,860 | \$49,110 |
| | | HOURLY: | \$19.13 | \$12.59 | \$15.03 | \$20.61 | \$23.61 |
| Region 3 | Employment: 50 | ANNUAL: | \$40,360 | \$30,360 | \$31,310 | \$38,320 | \$51,200 |
| | | HOURLY: | \$19.40 | \$14.59 | \$15.05 | \$18.42 | \$24.61 |
| Region 4 | Employment: 160 | ANNUAL: | \$39,500 | \$30,360 | \$30,560 | \$36,720 | \$55,700 |
| | | HOURLY: | \$18.99 | \$14.59 | \$14.69 | \$17.65 | \$26.78 |
| Region 5 | Employment: 360 | ANNUAL: | \$45,260 | \$29,470 | \$34,930 | \$42,350 | \$72,710 |
| | | HOURLY: | \$21.76 | \$14.17 | \$16.79 | \$20.36 | \$34.96 |
| Region 6 | Employment: 130 | ANNUAL: | \$40,980 | \$26,390 | \$31,310 | \$44,210 | \$53,910 |
| | | HOURLY: | \$19.70 | \$12.69 | \$15.05 | \$21.25 | \$25.92 |
| Region 7 | Employment: 250 | ANNUAL: | \$43,850 | \$29,990 | \$37,190 | \$44,460 | \$58,940 |
| | | HOURLY: | \$21.08 | \$14.42 | \$17.88 | \$21.38 | \$28.34 |
| Region 8 | Employment: 130 | ANNUAL: | \$44,150 | \$31,310 | \$41,380 | \$42,110 | \$60,050 |
| | | HOURLY: | \$21.23 | \$15.05 | \$19.89 | \$20.25 | \$28.87 |
| Bismarck, ND MetroSA | Employment: 220 | ANNUAL: | \$44,300 | \$30,220 | \$37,190 | \$44,460 | \$62,030 |
| | | HOURLY: | \$21.30 | \$14.53 | \$17.88 | \$21.38 | \$29.82 |
| Fargo, ND-MN MetroSA | Employment: 280 | ANNUAL: | \$42,580 | \$25,750 | \$34,620 | \$42,350 | \$62,760 |
| | | HOURLY: | \$20.47 | \$12.38 | \$16.64 | \$20.36 | \$30.17 |
| Grand Forks, ND-MN MetroSA | Employment: 220 | ANNUAL: | \$42,140 | \$30,390 | \$35,640 | \$43,990 | \$53,960 |
| | | HOURLY: | \$20.26 | \$14.61 | \$17.14 | \$21.15 | \$25.94 |
| West ND Nonmetro Area | Employment: 410 | ANNUAL: | \$42,570 | \$26,200 | \$36,720 | \$43,110 | \$57,790 |
| | | HOURLY: | \$20.47 | \$12.60 | \$17.66 | \$20.73 | \$27.79 |
| East ND Nonmetro Area | Employment: 410 | ANNUAL: | \$43,730 | \$30,360 | \$32,810 | \$43,670 | \$69,540 |
| | | HOURLY: | \$21.03 | \$14.59 | \$15.77 | \$20.99 | \$33.43 |

45-1011 First-Line Supervisors of Farming, Fishing, and Forestry Workers

Alternate Job Title(s): Corral Boss; Cranberry Bog Supervisor; Fish Hatchery Supervisor

Directly supervise and coordinate the activities of agricultural, forestry, aquacultural, and related workers. Excludes First-Line Supervisors of Landscaping, Lawn Service, and Groundskeeping Workers (37-1012).

| | | | | | | | | |
|----------------------------|----------------|---------|----------|----------|----------|----------|----------|----------|
| North Dakota | Employment: 40 | ANNUAL: | \$59,840 | \$34,360 | \$55,410 | \$57,790 | \$69,340 | \$77,560 |
| | | HOURLY: | \$28.77 | \$16.52 | \$26.64 | \$27.78 | \$33.34 | \$37.29 |
| Region 5 | Employment: 20 | ANNUAL: | \$64,590 | \$55,410 | \$55,410 | \$62,870 | \$69,340 | \$85,520 |
| | | HOURLY: | \$31.05 | \$26.64 | \$26.64 | \$30.22 | \$33.34 | \$41.12 |
| Fargo, ND-MN MetroSA | Employment: 20 | ANNUAL: | \$59,540 | \$39,090 | \$48,660 | \$57,330 | \$65,240 | \$77,560 |
| | | HOURLY: | \$28.62 | \$18.79 | \$23.39 | \$27.56 | \$31.37 | \$37.29 |
| Grand Forks, ND-MN MetroSA | Employment: 20 | ANNUAL: | \$57,910 | \$40,810 | \$50,030 | \$56,100 | \$56,660 | \$75,040 |
| | | HOURLY: | \$27.84 | \$19.62 | \$24.06 | \$26.97 | \$27.24 | \$36.08 |

'N/A' indicates data or information cannot be released due to reliability, availability, or confidentiality restrictions. Since a portion of substate employment is not attributed to a region, substate areas will NOT add up to statewide totals. Rounding and the absence of suppressed data may also affect additivity.

| | | | WAGE ESTIMATES | | | | | | |
|--|-----|---------|-------------------|--------------------|--------------------|--------------------------------|--------------------|--------------------|----------|
| | | | Average (Mean) | 10th Percentile | 25th Percentile | 50th Percentile (Median) | 75th Percentile | 90th Percentile | |
| 45-2011 Agricultural Inspectors | | | | | | | | | |
| Alternate Job Title(s): Cattle Examiner; Grain Sampler; Milk Tester | | | | | | | | | |
| Inspect agricultural commodities, processing equipment, and facilities, and fish and logging operations, to ensure compliance with regulations and laws governing health, quality, and safety. | | | | | | | | | |
| North Dakota | | | ANNUAL: | \$51,840 | \$38,080 | \$47,330 | \$51,500 | \$59,990 | \$66,190 |
| Employment: | 160 | HOURLY: | \$24.92 | \$18.31 | \$22.75 | \$24.76 | \$28.84 | \$31.82 | |
| Region 4 | | | ANNUAL: | \$52,090 | \$38,080 | \$45,310 | \$48,320 | \$62,020 | \$67,500 |
| Employment: | 20 | HOURLY: | \$25.04 | \$18.31 | \$21.78 | \$23.23 | \$29.82 | \$32.45 | |
| Region 5 | | | ANNUAL: | \$50,230 | \$37,110 | \$43,420 | \$48,900 | \$60,240 | \$62,760 |
| Employment: | 30 | HOURLY: | \$24.15 | \$17.84 | \$20.87 | \$23.51 | \$28.96 | \$30.17 | |
| Region 7 | | | ANNUAL: | \$51,940 | \$37,760 | \$46,170 | \$51,610 | \$58,940 | \$66,330 |
| Employment: | 70 | HOURLY: | \$24.97 | \$18.15 | \$22.20 | \$24.81 | \$28.34 | \$31.89 | |
| Bismarck, ND MetroSA | | | ANNUAL: | \$51,940 | \$37,760 | \$46,170 | \$51,610 | \$58,940 | \$66,330 |
| Employment: | 70 | HOURLY: | \$24.97 | \$18.15 | \$22.20 | \$24.81 | \$28.34 | \$31.89 | |
| Fargo, ND-MN MetroSA | | | ANNUAL: | \$48,670 | \$37,110 | \$39,290 | \$48,900 | \$51,500 | \$62,760 |
| Employment: | 40 | HOURLY: | \$23.40 | \$17.84 | \$18.89 | \$23.51 | \$24.76 | \$30.17 | |
| Grand Forks, ND-MN MetroSA | | | ANNUAL: | \$48,270 | \$38,080 | \$43,980 | \$43,990 | \$49,400 | \$62,020 |
| Employment: | 30 | HOURLY: | \$23.21 | \$18.31 | \$21.15 | \$21.15 | \$23.75 | \$29.82 | |
| West ND Nonmetro Area | | | ANNUAL: | \$52,620 | \$47,130 | \$47,490 | \$48,040 | \$60,000 | \$60,050 |
| Employment: | 30 | HOURLY: | \$25.30 | \$22.66 | \$22.83 | \$23.09 | \$28.85 | \$28.87 | |
| East ND Nonmetro Area | | | ANNUAL: | \$53,980 | \$45,300 | \$50,320 | \$53,910 | \$58,510 | \$61,070 |
| Employment: | 10 | HOURLY: | \$25.95 | \$21.78 | \$24.19 | \$25.92 | \$28.13 | \$29.36 | |

45-2041 Graders and Sorters, Agricultural Products**Alternate Job Title(s):** Cotton Grader; Egg Grader; Fruit Sorter; Meat Grader

Grade, sort, or classify unprocessed food and other agricultural products by size, weight, color, or condition. Excludes Agricultural Inspectors (45-2011).

| | | | | | | | | |
|-----------------------------------|-----|---------|----------|----------|----------|----------|----------|----------|
| North Dakota | | ANNUAL: | \$36,620 | \$30,390 | \$31,310 | \$36,720 | \$40,320 | \$42,860 |
| Employment: | 290 | HOURLY: | \$17.60 | \$14.61 | \$15.05 | \$17.65 | \$19.39 | \$20.61 |
| Region 4 | | ANNUAL: | \$35,730 | \$30,390 | \$30,390 | \$35,640 | \$37,690 | \$42,850 |
| Employment: | 70 | HOURLY: | \$17.18 | \$14.61 | \$14.61 | \$17.14 | \$18.12 | \$20.60 |
| Region 5 | | ANNUAL: | \$35,250 | \$31,260 | \$31,310 | \$32,810 | \$38,140 | \$41,200 |
| Employment: | 70 | HOURLY: | \$16.95 | \$15.03 | \$15.05 | \$15.77 | \$18.34 | \$19.81 |
| Region 7 | | ANNUAL: | \$36,610 | \$30,220 | \$30,220 | \$37,190 | \$40,680 | \$40,680 |
| Employment: | 30 | HOURLY: | \$17.60 | \$14.53 | \$14.53 | \$17.88 | \$19.56 | \$19.56 |
| Fargo, ND-MN MetroSA | | ANNUAL: | \$35,990 | \$29,470 | \$30,750 | \$38,140 | \$38,140 | \$43,660 |
| Employment: | 30 | HOURLY: | \$17.30 | \$14.17 | \$14.79 | \$18.34 | \$18.34 | \$20.99 |
| Grand Forks, ND-MN MetroSA | | ANNUAL: | \$36,020 | \$30,390 | \$30,390 | \$35,640 | \$37,690 | \$43,140 |
| Employment: | 60 | HOURLY: | \$17.32 | \$14.61 | \$14.61 | \$17.14 | \$18.12 | \$20.74 |
| East ND Nonmetro Area | | ANNUAL: | \$35,510 | \$31,260 | \$31,310 | \$32,810 | \$36,720 | \$42,850 |
| Employment: | 90 | HOURLY: | \$17.07 | \$15.03 | \$15.05 | \$15.77 | \$17.65 | \$20.60 |

'N/A' indicates data or information cannot be released due to reliability, availability, or confidentiality restrictions. Since a portion of substate employment is not attributed to a region, substate areas will NOT add up to statewide totals. Rounding and the absence of suppressed data may also affect additivity.

| | | WAGE ESTIMATES | | | | | |
|--|--|-------------------|--------------------|--------------------|--------------------------------|--------------------|--------------------|
| | | Average (Mean) | 10th Percentile | 25th Percentile | 50th Percentile (Median) | 75th Percentile | 90th Percentile |
| 45-2091 Agricultural Equipment Operators | | | | | | | |
| Alternate Job Title(s): Combine Operator; Feed Mixer Operator; Hay Baler; Tractor Operator | | | | | | | |
| Drive and control equipment to support agricultural activities such as tilling soil; planting, cultivating, and harvesting crops; feeding and herding livestock; or removing animal waste. May perform tasks such as crop baling or hay bucking. May operate stationary equipment to perform post-harvest tasks such as husking, shelling, threshing, and ginning. | | | | | | | |
| North Dakota | | ANNUAL: | \$47,860 | \$36,140 | \$42,350 | \$45,460 | \$48,090 |
| Employment: 460 | | HOURLY: | \$23.01 | \$17.37 | \$20.36 | \$21.85 | \$23.12 |
| Region 2 | | ANNUAL: | \$46,010 | \$39,990 | \$43,120 | \$45,790 | \$46,610 |
| Employment: 60 | | HOURLY: | \$22.12 | \$19.22 | \$20.73 | \$22.02 | \$22.41 |
| Region 3 | | ANNUAL: | \$46,000 | \$37,080 | \$43,660 | \$44,130 | \$46,610 |
| Employment: 20 | | HOURLY: | \$22.12 | \$17.83 | \$20.99 | \$21.22 | \$22.41 |
| Region 4 | | ANNUAL: | \$45,480 | \$35,940 | \$40,560 | \$44,360 | \$46,610 |
| Employment: 40 | | HOURLY: | \$21.86 | \$17.28 | \$19.50 | \$21.33 | \$22.41 |
| Region 5 | | ANNUAL: | \$51,220 | \$36,060 | \$40,560 | \$46,320 | \$70,810 |
| Employment: 150 | | HOURLY: | \$24.63 | \$17.33 | \$19.50 | \$22.27 | \$34.04 |
| Region 7 | | ANNUAL: | \$43,840 | \$36,140 | \$37,770 | \$43,670 | \$45,890 |
| Employment: 60 | | HOURLY: | \$21.07 | \$17.37 | \$18.16 | \$20.99 | \$22.06 |
| Region 8 | | ANNUAL: | \$48,580 | \$36,970 | \$43,120 | \$44,290 | \$50,270 |
| Employment: 40 | | HOURLY: | \$23.36 | \$17.77 | \$20.73 | \$21.29 | \$24.17 |
| Grand Forks, ND-MN MetroSA | | ANNUAL: | \$42,300 | \$34,800 | \$36,060 | \$43,580 | \$44,190 |
| Employment: 30 | | HOURLY: | \$20.34 | \$16.73 | \$17.34 | \$20.95 | \$21.25 |
| West ND Nonmetro Area | | ANNUAL: | \$47,620 | \$36,970 | \$43,110 | \$45,790 | \$48,090 |
| Employment: 150 | | HOURLY: | \$22.90 | \$17.77 | \$20.73 | \$22.02 | \$23.12 |
| East ND Nonmetro Area | | ANNUAL: | \$50,640 | \$36,970 | \$43,670 | \$46,220 | \$64,200 |
| Employment: 190 | | HOURLY: | \$24.35 | \$17.77 | \$20.99 | \$22.22 | \$30.86 |

'N/A' indicates data or information cannot be released due to reliability, availability, or confidentiality restrictions. Since a portion of substate employment is not attributed to a region, substate areas will NOT add up to statewide totals. Rounding and the absence of suppressed data may also affect additivity.

| | | | WAGE ESTIMATES | | | | | |
|--|-----|----------------|-------------------|--------------------|--------------------|--------------------------------|--------------------|--------------------|
| | | | Average (Mean) | 10th Percentile | 25th Percentile | 50th Percentile (Median) | 75th Percentile | 90th Percentile |
| 45-2092 Farmworkers and Laborers, Crop, Nursery, and Greenhouse | | | | | | | | |
| Alternate Job Title(s): Greenhouse Transplanter; Pecan Gatherer; Pepper Picker | | | | | | | | |
| Manually plant, cultivate, and harvest vegetables, fruits, nuts, horticultural specialties, and field crops. Use hand tools, such as shovels, trowels, hoes, tampers, pruning hooks, shears, and knives. Duties may include tilling soil and applying fertilizers; transplanting, weeding, thinning, or pruning crops; applying pesticides; or cleaning, grading, sorting, packing, and loading harvested products. May construct trellises, repair fences and farm buildings, or participate in irrigation activities. Excludes Pesticide Handlers, Sprayers, and Applicators, Vegetation (37-3012), Graders and Sorters, Agricultural Products (45-2041), and Forest, Conservation, and Logging Workers (45-4011 through 45-4029). | | | | | | | | |
| North Dakota | | ANNUAL: | \$33,500 | \$18,460 | \$23,030 | \$26,570 | \$46,430 | \$50,810 |
| Employment: | 170 | HOURLY: | \$16.11 | \$8.88 | \$11.07 | \$12.78 | \$22.32 | \$24.43 |
| Region 4 | | ANNUAL: | \$33,800 | \$20,990 | \$24,880 | \$31,290 | \$44,310 | \$47,490 |
| Employment: | 30 | HOURLY: | \$16.25 | \$10.09 | \$11.96 | \$15.04 | \$21.30 | \$22.83 |
| Region 5 | | ANNUAL: | \$39,070 | \$18,720 | \$25,730 | \$41,970 | \$48,920 | \$50,890 |
| Employment: | 40 | HOURLY: | \$18.78 | \$9.00 | \$12.37 | \$20.18 | \$23.52 | \$24.47 |
| Region 6 | | ANNUAL: | \$33,580 | \$18,460 | \$18,720 | \$25,750 | \$48,920 | \$62,190 |
| Employment: | 20 | HOURLY: | \$16.14 | \$8.88 | \$9.00 | \$12.38 | \$23.52 | \$29.90 |
| Region 8 | | ANNUAL: | \$35,150 | \$18,720 | \$25,460 | \$26,570 | \$48,920 | \$62,190 |
| Employment: | 20 | HOURLY: | \$16.90 | \$9.00 | \$12.24 | \$12.78 | \$23.52 | \$29.90 |
| Fargo, ND-MN MetroSA | | ANNUAL: | \$39,160 | \$25,730 | \$28,780 | \$45,610 | \$45,610 | \$50,320 |
| Employment: | 80 | HOURLY: | \$18.83 | \$12.37 | \$13.84 | \$21.93 | \$21.93 | \$24.19 |
| Grand Forks, ND-MN MetroSA | | ANNUAL: | \$41,890 | \$29,320 | \$44,310 | \$45,070 | \$45,080 | \$45,080 |
| Employment: | 90 | HOURLY: | \$20.14 | \$14.09 | \$21.30 | \$21.67 | \$21.67 | \$21.67 |
| West ND Nonmetro Area | | ANNUAL: | \$30,090 | \$18,460 | \$22,050 | \$26,200 | \$29,620 | \$50,810 |
| Employment: | 60 | HOURLY: | \$14.47 | \$8.88 | \$10.60 | \$12.60 | \$14.24 | \$24.43 |
| East ND Nonmetro Area | | ANNUAL: | \$36,140 | \$18,460 | \$19,240 | \$31,840 | \$48,920 | \$50,810 |
| Employment: | 40 | HOURLY: | \$17.38 | \$8.88 | \$9.25 | \$15.31 | \$23.52 | \$24.43 |

'N/A' indicates data or information cannot be released due to reliability, availability, or confidentiality restrictions. Since a portion of substate employment is not attributed to a region, substate areas will NOT add up to statewide totals. Rounding and the absence of suppressed data may also affect additivity.

| | | | WAGE ESTIMATES | | | | | | |
|---|-----|--|-------------------|--------------------|--------------------|--------------------------------|--------------------|--------------------|----------|
| | | | Average (Mean) | 10th Percentile | 25th Percentile | 50th Percentile (Median) | 75th Percentile | 90th Percentile | |
| 45-2093 Farmworkers, Farm, Ranch, and Aquacultural Animals | | | | | | | | | |
| Alternate Job Title(s): Cattle Brander; Sheep Shearer; Shrimp Pond Laborer | | | | | | | | | |
| Attend to live farm, ranch, open range or aquacultural animals that may include cattle, sheep, swine, goats, horses and other equines, poultry, rabbits, finfish, shellfish, and bees. Attend to animals produced for animal products, such as meat, fur, skins, feathers, eggs, milk, and honey. Duties may include feeding, watering, herding, grazing, milking, castrating, branding, de-beaking, weighing, catching, and loading animals. May maintain records on animals; examine animals to detect diseases and injuries; assist in birth deliveries; and administer medications, vaccinations, or insecticides as appropriate. May clean and maintain animal housing areas. Includes workers who shear wool from sheep and collect eggs in hatcheries. | | | | | | | | | |
| North Dakota | | | ANNUAL: | \$40,770 | \$23,760 | \$34,930 | \$44,030 | \$44,460 | \$47,070 |
| Employment: | 180 | | HOURLY: | \$19.60 | \$11.42 | \$16.80 | \$21.17 | \$21.38 | \$22.63 |
| Region 2 | | | ANNUAL: | \$37,680 | \$22,920 | \$31,020 | \$44,460 | \$44,460 | \$44,460 |
| Employment: | 10 | | HOURLY: | \$18.12 | \$11.02 | \$14.91 | \$21.38 | \$21.38 | \$21.38 |
| Region 5 | | | ANNUAL: | \$36,140 | \$23,760 | \$23,760 | \$34,930 | \$41,530 | \$48,240 |
| Employment: | 50 | | HOURLY: | \$17.38 | \$11.42 | \$11.42 | \$16.79 | \$19.97 | \$23.19 |
| Region 7 | | | ANNUAL: | \$44,320 | \$34,390 | \$44,460 | \$44,460 | \$44,460 | \$46,810 |
| Employment: | 50 | | HOURLY: | \$21.31 | \$16.53 | \$21.38 | \$21.38 | \$21.38 | \$22.51 |
| Bismarck, ND MetroSA | | | ANNUAL: | \$44,480 | \$34,390 | \$44,460 | \$44,460 | \$44,460 | \$46,810 |
| Employment: | 50 | | HOURLY: | \$21.39 | \$16.53 | \$21.38 | \$21.38 | \$21.38 | \$22.51 |
| Fargo, ND-MN MetroSA | | | ANNUAL: | \$34,480 | \$22,490 | \$23,760 | \$29,810 | \$41,530 | \$68,370 |
| Employment: | 30 | | HOURLY: | \$16.58 | \$10.81 | \$11.42 | \$14.33 | \$19.97 | \$32.87 |
| West ND Nonmetro Area | | | ANNUAL: | \$41,920 | \$31,480 | \$41,380 | \$41,380 | \$44,030 | \$51,770 |
| Employment: | 60 | | HOURLY: | \$20.15 | \$15.13 | \$19.89 | \$19.89 | \$21.17 | \$24.89 |
| East ND Nonmetro Area | | | ANNUAL: | \$38,800 | \$31,480 | \$34,930 | \$34,930 | \$44,240 | \$47,070 |
| Employment: | 40 | | HOURLY: | \$18.65 | \$15.13 | \$16.80 | \$16.80 | \$21.27 | \$22.63 |

45-4011 Forest and Conservation Workers**Alternate Job Title(s):** Forestry Laborer; Rangelands Conservation Laborer; Reforestation Worker; Wetlands Conservation Laborer

Under supervision, perform manual labor necessary to develop, maintain, or protect areas such as forests, forested areas, woodlands, wetlands, and rangelands through such activities as raising and transporting seedlings; combating insects, pests, and diseases harmful to plant life; and building structures to control water, erosion, and leaching of soil. Includes forester aides, seedling pullers, tree planters, and gatherers of nontimber forestry products such as pine straw.

| | | | | | | | | | |
|---------------------|-----|--|---------|----------|----------|----------|----------|----------|----------|
| North Dakota | | | ANNUAL: | \$31,930 | \$30,360 | \$30,360 | \$30,360 | \$30,360 | \$41,760 |
| Employment: | N/A | | HOURLY: | \$15.35 | \$14.59 | \$14.59 | \$14.59 | \$14.59 | \$20.08 |

'N/A' indicates data or information cannot be released due to reliability, availability, or confidentiality restrictions. Since a portion of substate employment is not attributed to a region, substate areas will NOT add up to statewide totals. Rounding and the absence of suppressed data may also affect additivity.

| | | WAGE ESTIMATES | | | | | |
|--|---------|-------------------|--------------------|--------------------|--------------------------------|--------------------|--------------------|
| | | Average (Mean) | 10th Percentile | 25th Percentile | 50th Percentile (Median) | 75th Percentile | 90th Percentile |
| 47-0000 Construction and Extraction Occupations | | | | | | | |
| Alternate Job Title(s): N/A | | | | | | | |
| North Dakota Employment: 30,390 | ANNUAL: | \$60,340 | \$38,320 | \$47,200 | \$56,790 | \$65,340 | \$83,250 |
| | HOURLY: | \$29.01 | \$18.42 | \$22.69 | \$27.30 | \$31.41 | \$40.02 |
| Region 1 Employment: 7,280 | ANNUAL: | \$65,530 | \$45,280 | \$50,020 | \$59,320 | \$72,380 | \$97,590 |
| | HOURLY: | \$31.50 | \$21.77 | \$24.05 | \$28.52 | \$34.80 | \$46.92 |
| Region 2 Employment: 3,980 | ANNUAL: | \$63,670 | \$39,640 | \$48,580 | \$59,030 | \$72,530 | \$95,020 |
| | HOURLY: | \$30.61 | \$19.06 | \$23.36 | \$28.38 | \$34.87 | \$45.68 |
| Region 3 Employment: 580 | ANNUAL: | \$54,400 | \$37,980 | \$46,460 | \$51,810 | \$61,170 | \$71,540 |
| | HOURLY: | \$26.15 | \$18.26 | \$22.34 | \$24.91 | \$29.41 | \$34.40 |
| Region 4 Employment: 2,420 | ANNUAL: | \$54,930 | \$37,010 | \$45,070 | \$50,490 | \$62,250 | \$76,060 |
| | HOURLY: | \$26.41 | \$17.79 | \$21.67 | \$24.27 | \$29.93 | \$36.57 |
| Region 5 Employment: 6,930 | ANNUAL: | \$54,440 | \$37,430 | \$44,240 | \$50,280 | \$62,670 | \$76,430 |
| | HOURLY: | \$26.18 | \$18.00 | \$21.27 | \$24.17 | \$30.13 | \$36.75 |
| Region 6 Employment: 970 | ANNUAL: | \$53,500 | \$37,240 | \$43,270 | \$49,890 | \$61,070 | \$74,500 |
| | HOURLY: | \$25.72 | \$17.91 | \$20.80 | \$23.99 | \$29.36 | \$35.82 |
| Region 7 Employment: 4,590 | ANNUAL: | \$59,720 | \$37,720 | \$45,590 | \$52,990 | \$66,540 | \$97,520 |
| | HOURLY: | \$28.71 | \$18.13 | \$21.92 | \$25.48 | \$31.99 | \$46.89 |
| Region 8 Employment: 3,160 | ANNUAL: | \$64,480 | \$44,050 | \$49,820 | \$59,900 | \$67,720 | \$89,350 |
| | HOURLY: | \$31.00 | \$21.18 | \$23.95 | \$28.80 | \$32.56 | \$42.96 |
| Bismarck, ND MetroSA Employment: 3,500 | ANNUAL: | \$54,450 | \$37,240 | \$44,520 | \$50,240 | \$62,020 | \$76,640 |
| | HOURLY: | \$26.18 | \$17.91 | \$21.41 | \$24.15 | \$29.82 | \$36.85 |
| Fargo, ND-MN MetroSA Employment: 7,140 | ANNUAL: | \$55,130 | \$37,540 | \$44,500 | \$50,450 | \$63,550 | \$77,700 |
| | HOURLY: | \$26.50 | \$18.05 | \$21.39 | \$24.25 | \$30.55 | \$37.36 |
| Grand Forks, ND-MN MetroSA Employment: 2,560 | ANNUAL: | \$56,070 | \$37,030 | \$45,510 | \$51,790 | \$63,000 | \$78,670 |
| | HOURLY: | \$26.96 | \$17.80 | \$21.88 | \$24.90 | \$30.29 | \$37.82 |
| West ND Nonmetro Area Employment: 15,510 | ANNUAL: | \$65,620 | \$43,810 | \$49,720 | \$59,380 | \$73,520 | \$100,850 |
| | HOURLY: | \$31.55 | \$21.06 | \$23.91 | \$28.55 | \$35.35 | \$48.49 |
| East ND Nonmetro Area Employment: 2,590 | ANNUAL: | \$54,410 | \$37,290 | \$44,780 | \$50,580 | \$61,810 | \$75,670 |
| | HOURLY: | \$26.16 | \$17.93 | \$21.53 | \$24.32 | \$29.71 | \$36.38 |

'N/A' indicates data or information cannot be released due to reliability, availability, or confidentiality restrictions. Since a portion of substate employment is not attributed to a region, substate areas will NOT add up to statewide totals. Rounding and the absence of suppressed data may also affect additivity.

| | | WAGE ESTIMATES | | | | | |
|---|----------------|-------------------|--------------------|--------------------|--------------------------------|--------------------|--------------------|
| | | Average (Mean) | 10th Percentile | 25th Percentile | 50th Percentile (Median) | 75th Percentile | 90th Percentile |
| 47-1011 First-Line Supervisors of Construction Trades and Extraction Workers | | | | | | | |
| Alternate Job Title(s): Carpenter Supervisor; Quarry Boss; Rig Supervisor; Solar Panel Installation Supervisor | | | | | | | |
| Directly supervise and coordinate activities of construction or extraction workers. | | | | | | | |
| North Dakota | ANNUAL: | \$88,370 | \$55,390 | \$62,360 | \$76,590 | \$117,490 | \$132,330 |
| Employment: 3,560 | HOURLY: | \$42.48 | \$26.63 | \$29.98 | \$36.82 | \$56.48 | \$63.62 |
| Region 1 | ANNUAL: | \$97,500 | \$56,220 | \$62,660 | \$83,430 | \$129,390 | \$134,260 |
| Employment: 1,140 | HOURLY: | \$46.87 | \$27.03 | \$30.13 | \$40.11 | \$62.20 | \$64.55 |
| Region 2 | ANNUAL: | \$97,160 | \$60,930 | \$63,950 | \$83,430 | \$129,220 | \$134,100 |
| Employment: 470 | HOURLY: | \$46.71 | \$29.29 | \$30.75 | \$40.11 | \$62.12 | \$64.47 |
| Region 3 | ANNUAL: | \$71,280 | \$55,390 | \$60,990 | \$63,950 | \$75,130 | \$95,340 |
| Employment: 50 | HOURLY: | \$34.27 | \$26.63 | \$29.32 | \$30.75 | \$36.12 | \$45.84 |
| Region 4 | ANNUAL: | \$71,520 | \$51,490 | \$61,280 | \$63,160 | \$80,630 | \$95,220 |
| Employment: 220 | HOURLY: | \$34.38 | \$24.75 | \$29.46 | \$30.37 | \$38.76 | \$45.78 |
| Region 5 | ANNUAL: | \$72,690 | \$52,280 | \$61,110 | \$66,930 | \$82,340 | \$97,250 |
| Employment: 630 | HOURLY: | \$34.95 | \$25.13 | \$29.38 | \$32.18 | \$39.59 | \$46.75 |
| Region 6 | ANNUAL: | \$71,850 | \$55,390 | \$61,010 | \$66,540 | \$77,330 | \$95,340 |
| Employment: 80 | HOURLY: | \$34.54 | \$26.63 | \$29.33 | \$31.99 | \$37.18 | \$45.84 |
| Region 7 | ANNUAL: | \$81,250 | \$52,400 | \$60,370 | \$71,850 | \$96,220 | \$127,660 |
| Employment: 430 | HOURLY: | \$39.06 | \$25.19 | \$29.02 | \$34.54 | \$46.26 | \$61.37 |
| Region 8 | ANNUAL: | \$97,620 | \$60,970 | \$63,930 | \$83,850 | \$129,380 | \$134,920 |
| Employment: 450 | HOURLY: | \$46.93 | \$29.31 | \$30.73 | \$40.31 | \$62.20 | \$64.87 |
| Bismarck, ND MetroSA | ANNUAL: | \$73,960 | \$51,120 | \$58,010 | \$64,930 | \$83,200 | \$101,390 |
| Employment: 320 | HOURLY: | \$35.56 | \$24.58 | \$27.89 | \$31.21 | \$40.00 | \$48.74 |
| Fargo, ND-MN MetroSA | ANNUAL: | \$73,000 | \$51,940 | \$61,480 | \$72,140 | \$82,510 | \$97,090 |
| Employment: 670 | HOURLY: | \$35.10 | \$24.97 | \$29.56 | \$34.68 | \$39.67 | \$46.68 |
| Grand Forks, ND-MN MetroSA | ANNUAL: | \$72,770 | \$49,710 | \$61,280 | \$66,880 | \$81,810 | \$98,630 |
| Employment: 240 | HOURLY: | \$34.99 | \$23.90 | \$29.46 | \$32.15 | \$39.33 | \$47.42 |
| West ND Nonmetro Area | ANNUAL: | \$97,700 | \$58,480 | \$63,860 | \$83,650 | \$129,380 | \$134,260 |
| Employment: 2,180 | HOURLY: | \$46.97 | \$28.11 | \$30.70 | \$40.22 | \$62.20 | \$64.55 |
| East ND Nonmetro Area | ANNUAL: | \$72,990 | \$55,390 | \$61,000 | \$64,580 | \$79,040 | \$95,410 |
| Employment: 220 | HOURLY: | \$35.09 | \$26.63 | \$29.33 | \$31.05 | \$38.00 | \$45.87 |

'N/A' indicates data or information cannot be released due to reliability, availability, or confidentiality restrictions. Since a portion of substate employment is not attributed to a region, substate areas will NOT add up to statewide totals. Rounding and the absence of suppressed data may also affect additivity.

| | WAGE ESTIMATES | | | | | |
|--|-------------------|--------------------|--------------------|--------------------------------|--------------------|--------------------|
| | Average (Mean) | 10th Percentile | 25th Percentile | 50th Percentile (Median) | 75th Percentile | 90th Percentile |

47-2021 Brickmasons and Blockmasons

Alternate Job Title(s): Adobe Layer; Brick Chimney Builder; Refractory Bricklayer

Lay and bind building materials, such as brick, structural tile, concrete block, cinder block, glass block, and terra-cotta block, with mortar and other substances, to construct or repair walls, partitions, arches, sewers, and other structures. Installers of mortarless segmental concrete masonry wall units are classified in Landscaping and Groundskeeping Workers (37-3011). Excludes Stonemasons (47-2022).

| | | | | | | | | |
|------------------------------|-----|----------------|----------|----------|----------|----------|----------|----------|
| North Dakota | | ANNUAL: | \$62,320 | \$44,650 | \$51,190 | \$62,780 | \$72,880 | \$76,260 |
| Employment: | 150 | HOURLY: | \$29.96 | \$21.46 | \$24.61 | \$30.19 | \$35.04 | \$36.66 |
| Region 2 | | ANNUAL: | \$66,100 | \$55,160 | \$56,960 | \$64,060 | \$64,950 | \$77,250 |
| Employment: | 10 | HOURLY: | \$31.78 | \$26.52 | \$27.38 | \$30.80 | \$31.22 | \$37.14 |
| Region 4 | | ANNUAL: | \$65,930 | \$44,630 | \$58,440 | \$71,140 | \$76,430 | \$77,570 |
| Employment: | 10 | HOURLY: | \$31.70 | \$21.46 | \$28.10 | \$34.20 | \$36.74 | \$37.29 |
| Region 5 | | ANNUAL: | \$59,880 | \$44,550 | \$50,650 | \$57,950 | \$70,980 | \$75,080 |
| Employment: | 80 | HOURLY: | \$28.79 | \$21.42 | \$24.35 | \$27.86 | \$34.13 | \$36.09 |
| Region 7 | | ANNUAL: | \$64,300 | \$44,650 | \$62,400 | \$62,890 | \$73,870 | \$75,370 |
| Employment: | 40 | HOURLY: | \$30.91 | \$21.46 | \$30.00 | \$30.24 | \$35.51 | \$36.23 |
| Fargo, ND-MN MetroSA | | ANNUAL: | \$59,920 | \$44,550 | \$50,440 | \$62,730 | \$70,950 | \$73,310 |
| Employment: | 110 | HOURLY: | \$28.81 | \$21.42 | \$24.25 | \$30.16 | \$34.11 | \$35.25 |
| West ND Nonmetro Area | | ANNUAL: | \$66,090 | \$55,160 | \$56,960 | \$64,060 | \$71,450 | \$77,250 |
| Employment: | 10 | HOURLY: | \$31.77 | \$26.52 | \$27.38 | \$30.80 | \$34.35 | \$37.14 |
| East ND Nonmetro Area | | ANNUAL: | \$63,480 | \$45,350 | \$56,530 | \$64,090 | \$64,180 | \$76,760 |
| Employment: | 10 | HOURLY: | \$30.52 | \$21.80 | \$27.18 | \$30.81 | \$30.86 | \$36.90 |

'N/A' indicates data or information cannot be released due to reliability, availability, or confidentiality restrictions. Since a portion of substate employment is not attributed to a region, substate areas will NOT add up to statewide totals. Rounding and the absence of suppressed data may also affect additivity.

| | | WAGE ESTIMATES | | | | | |
|---|--|-------------------|--------------------|--------------------|--------------------------------|--------------------|--------------------|
| | | Average (Mean) | 10th Percentile | 25th Percentile | 50th Percentile (Median) | 75th Percentile | 90th Percentile |
| 47-2031 Carpenters | | | | | | | |
| Alternate Job Title(s): Building Carpenter; Custom Wood Stair Builder; Wood Floor Layer | | | | | | | |
| Construct, erect, install, or repair structures and fixtures made of wood and comparable materials, such as concrete forms; building frameworks, including partitions, joists, studding, and rafters; and wood stairways, window and door frames, and hardwood floors. May also install cabinets, siding, drywall, and batt or roll insulation. Includes brattice builders who build doors or brattices (ventilation walls or partitions) in underground passageways. | | | | | | | |
| North Dakota | | ANNUAL: | \$50,430 | \$37,180 | \$44,850 | \$48,610 | \$56,390 |
| Employment: 2,820 | | HOURLY: | \$24.25 | \$17.88 | \$21.56 | \$23.37 | \$27.11 |
| Region 1 | | ANNUAL: | \$50,990 | \$37,500 | \$46,390 | \$49,170 | \$56,890 |
| Employment: 120 | | HOURLY: | \$24.51 | \$18.03 | \$22.30 | \$23.64 | \$27.35 |
| Region 2 | | ANNUAL: | \$53,650 | \$39,650 | \$46,740 | \$49,560 | \$61,110 |
| Employment: 260 | | HOURLY: | \$25.79 | \$19.06 | \$22.47 | \$23.83 | \$29.38 |
| Region 3 | | ANNUAL: | \$47,950 | \$30,840 | \$40,160 | \$49,590 | \$54,220 |
| Employment: 80 | | HOURLY: | \$23.06 | \$14.82 | \$19.31 | \$23.84 | \$26.07 |
| Region 4 | | ANNUAL: | \$49,030 | \$37,440 | \$45,510 | \$48,200 | \$53,170 |
| Employment: 400 | | HOURLY: | \$23.57 | \$18.00 | \$21.88 | \$23.17 | \$25.56 |
| Region 5 | | ANNUAL: | \$50,740 | \$37,440 | \$44,520 | \$48,200 | \$57,570 |
| Employment: 980 | | HOURLY: | \$24.40 | \$18.00 | \$21.40 | \$23.17 | \$27.68 |
| Region 6 | | ANNUAL: | \$49,720 | \$32,810 | \$43,580 | \$49,550 | \$55,620 |
| Employment: 170 | | HOURLY: | \$23.90 | \$15.77 | \$20.95 | \$23.82 | \$26.74 |
| Region 7 | | ANNUAL: | \$49,230 | \$36,660 | \$44,370 | \$48,890 | \$55,000 |
| Employment: 650 | | HOURLY: | \$23.67 | \$17.62 | \$21.33 | \$23.51 | \$26.44 |
| Region 8 | | ANNUAL: | \$52,610 | \$37,180 | \$46,730 | \$50,060 | \$54,570 |
| Employment: 130 | | HOURLY: | \$25.29 | \$17.88 | \$22.46 | \$24.07 | \$26.24 |
| Bismarck, ND MetroSA | | ANNUAL: | \$49,030 | \$36,240 | \$44,280 | \$48,890 | \$55,000 |
| Employment: 600 | | HOURLY: | \$23.57 | \$17.42 | \$21.29 | \$23.51 | \$26.44 |
| Fargo, ND-MN MetroSA | | ANNUAL: | \$51,540 | \$37,480 | \$44,710 | \$48,330 | \$58,830 |
| Employment: 990 | | HOURLY: | \$24.78 | \$18.02 | \$21.50 | \$23.24 | \$28.28 |
| Grand Forks, ND-MN MetroSA | | ANNUAL: | \$48,460 | \$37,180 | \$44,850 | \$47,750 | \$53,170 |
| Employment: 370 | | HOURLY: | \$23.30 | \$17.88 | \$21.56 | \$22.96 | \$25.56 |
| West ND Nonmetro Area | | ANNUAL: | \$52,650 | \$38,170 | \$46,710 | \$49,420 | \$58,520 |
| Employment: 560 | | HOURLY: | \$25.31 | \$18.35 | \$22.46 | \$23.76 | \$28.13 |
| East ND Nonmetro Area | | ANNUAL: | \$49,840 | \$32,090 | \$44,720 | \$49,550 | \$55,060 |
| Employment: 410 | | HOURLY: | \$23.96 | \$15.43 | \$21.50 | \$23.82 | \$26.47 |

'N/A' indicates data or information cannot be released due to reliability, availability, or confidentiality restrictions. Since a portion of substate employment is not attributed to a region, substate areas will NOT add up to statewide totals. Rounding and the absence of suppressed data may also affect additivity.

| | | | WAGE ESTIMATES | | | | | | |
|---|----|----------------|-------------------|--------------------|--------------------|--------------------------------|--------------------|--------------------|----------|
| | | | Average (Mean) | 10th Percentile | 25th Percentile | 50th Percentile (Median) | 75th Percentile | 90th Percentile | |
| 47-2041 Carpet Installers | | | | | | | | | |
| Alternate Job Title(s): Carpet Layer; Wall-to-Wall Carpet Installer | | | | | | | | | |
| Lay and install carpet from rolls or blocks on floors. Install padding and trim flooring materials. Excludes Floor Layers, Except Carpet, Wood, and Hard Tiles (47-2042). | | | | | | | | | |
| North Dakota | | | ANNUAL: | \$37,000 | \$19,820 | \$20,130 | \$35,130 | \$46,160 | \$61,580 |
| Employment: | 70 | HOURLY: | \$17.79 | \$9.53 | \$9.68 | \$16.89 | \$22.19 | \$29.61 | |
| Region 5 | | | ANNUAL: | \$38,610 | \$19,780 | \$23,770 | \$39,770 | \$46,060 | \$59,020 |
| Employment: | 30 | HOURLY: | \$18.56 | \$9.51 | \$11.43 | \$19.12 | \$22.14 | \$28.38 | |
| Region 7 | | | ANNUAL: | \$33,400 | \$19,820 | \$19,820 | \$22,570 | \$46,160 | \$59,460 |
| Employment: | 20 | HOURLY: | \$16.06 | \$9.53 | \$9.53 | \$10.85 | \$22.19 | \$28.59 | |
| Bismarck, ND MetroSA | | | ANNUAL: | \$33,720 | \$19,820 | \$19,820 | \$22,570 | \$46,160 | \$59,460 |
| Employment: | 20 | HOURLY: | \$16.21 | \$9.53 | \$9.53 | \$10.85 | \$22.19 | \$28.59 | |
| Fargo, ND-MN MetroSA | | | ANNUAL: | \$41,140 | \$19,780 | \$31,730 | \$39,770 | \$46,740 | \$59,320 |
| Employment: | 30 | HOURLY: | \$19.78 | \$9.51 | \$15.25 | \$19.12 | \$22.47 | \$28.52 | |

47-2042 Floor Layers, Except Carpet, Wood, and Hard Tiles**Alternate Job Title(s):** Composition Floor Layer; Cork Floor Installer; Linoleum Installer; Shock-Absorption Floor Layer

Apply blocks, strips, or sheets of shock-absorbing, sound-deadening, or decorative coverings to floors.

| | | | | | | | | |
|-----------------------------|----|----------------|----------|----------|----------|----------|----------|----------|
| North Dakota | | ANNUAL: | \$48,670 | \$31,570 | \$40,130 | \$44,930 | \$59,500 | \$64,150 |
| Employment: | 80 | HOURLY: | \$23.40 | \$15.18 | \$19.29 | \$21.60 | \$28.61 | \$30.84 |
| Region 4 | | ANNUAL: | \$47,310 | \$31,200 | \$31,200 | \$40,270 | \$57,290 | \$71,870 |
| Employment: | 10 | HOURLY: | \$22.74 | \$15.00 | \$15.00 | \$19.36 | \$27.54 | \$34.55 |
| Region 5 | | ANNUAL: | \$48,450 | \$31,570 | \$40,140 | \$46,410 | \$49,880 | \$59,510 |
| Employment: | 40 | HOURLY: | \$23.29 | \$15.18 | \$19.30 | \$22.31 | \$23.98 | \$28.61 |
| Region 7 | | ANNUAL: | \$50,700 | \$40,440 | \$40,440 | \$47,160 | \$59,640 | \$63,960 |
| Employment: | 10 | HOURLY: | \$24.38 | \$19.44 | \$19.44 | \$22.67 | \$28.67 | \$30.75 |
| Fargo, ND-MN MetroSA | | ANNUAL: | \$48,270 | \$31,570 | \$40,140 | \$46,410 | \$49,880 | \$59,510 |
| Employment: | 40 | HOURLY: | \$23.21 | \$15.18 | \$19.30 | \$22.31 | \$23.98 | \$28.61 |

47-2044 Tile and Stone Setters**Alternate Job Title(s):** Ceramic Tile Installer; Hard Tile Setter; Marble Ceiling Installer; Parquet Floor Layer

Apply hard tile, stone, and comparable materials to walls, floors, ceilings, countertops, and roof decks.

| | | | | | | | | |
|-----------------------------|-----|----------------|----------|----------|----------|----------|----------|----------|
| North Dakota | | ANNUAL: | \$45,990 | \$35,850 | \$42,770 | \$43,540 | \$49,080 | \$54,600 |
| Employment: | 60 | HOURLY: | \$22.11 | \$17.23 | \$20.56 | \$20.94 | \$23.60 | \$26.25 |
| Region 4 | | ANNUAL: | \$50,610 | \$32,020 | \$40,660 | \$50,020 | \$50,020 | \$86,860 |
| Employment: | N/A | HOURLY: | \$24.33 | \$15.39 | \$19.55 | \$24.05 | \$24.05 | \$41.76 |
| Region 5 | | ANNUAL: | \$44,300 | \$37,980 | \$42,770 | \$42,770 | \$44,200 | \$54,600 |
| Employment: | 30 | HOURLY: | \$21.30 | \$18.26 | \$20.56 | \$20.56 | \$21.25 | \$26.25 |
| Fargo, ND-MN MetroSA | | ANNUAL: | \$44,370 | \$42,770 | \$42,770 | \$42,770 | \$44,200 | \$54,600 |
| Employment: | 30 | HOURLY: | \$21.33 | \$20.56 | \$20.56 | \$20.56 | \$21.25 | \$26.25 |

'N/A' indicates data or information cannot be released due to reliability, availability, or confidentiality restrictions. Since a portion of substate employment is not attributed to a region, substate areas will NOT add up to statewide totals. Rounding and the absence of suppressed data may also affect additivity.

| | | WAGE ESTIMATES | | | | | |
|---|----------------|-------------------|--------------------|--------------------|--------------------------------|--------------------|--------------------|
| | | Average (Mean) | 10th Percentile | 25th Percentile | 50th Percentile (Median) | 75th Percentile | 90th Percentile |
| 47-2051 Cement Masons and Concrete Finishers | | | | | | | |
| Alternate Job Title(s): Cement Patcher; Concrete Floor Installer; Concrete Swimming Pool Installer | | | | | | | |
| Smooth and finish surfaces of poured concrete, such as floors, walks, sidewalks, roads, or curbs using a variety of hand and power tools. Align forms for sidewalks, curbs, or gutters; patch voids; and use saws to cut expansion joints. Installers of mortarless segmental concrete masonry wall units are classified in Landscaping and Groundskeeping Workers (37-3011). | | | | | | | |
| North Dakota | ANNUAL: | \$50,440 | \$37,660 | \$44,020 | \$48,290 | \$56,160 | \$63,900 |
| Employment: 1,230 | HOURLY: | \$24.25 | \$18.11 | \$21.16 | \$23.22 | \$27.00 | \$30.72 |
| Region 1 | ANNUAL: | \$57,500 | \$37,670 | \$47,070 | \$56,160 | \$64,240 | \$72,200 |
| Employment: 100 | HOURLY: | \$27.64 | \$18.11 | \$22.63 | \$27.00 | \$30.89 | \$34.71 |
| Region 3 | ANNUAL: | \$47,480 | \$36,910 | \$37,990 | \$46,210 | \$55,330 | \$62,470 |
| Employment: 50 | HOURLY: | \$22.83 | \$17.75 | \$18.27 | \$22.22 | \$26.60 | \$30.03 |
| Region 4 | ANNUAL: | \$48,240 | \$35,710 | \$41,600 | \$44,480 | \$54,520 | \$61,830 |
| Employment: 80 | HOURLY: | \$23.19 | \$17.17 | \$20.00 | \$21.38 | \$26.21 | \$29.73 |
| Region 5 | ANNUAL: | \$51,410 | \$37,710 | \$44,660 | \$50,280 | \$58,270 | \$63,900 |
| Employment: 520 | HOURLY: | \$24.71 | \$18.13 | \$21.47 | \$24.17 | \$28.01 | \$30.72 |
| Region 6 | ANNUAL: | \$44,450 | \$36,910 | \$37,990 | \$44,780 | \$46,220 | \$55,330 |
| Employment: 70 | HOURLY: | \$21.37 | \$17.75 | \$18.27 | \$21.53 | \$22.22 | \$26.60 |
| Region 7 | ANNUAL: | \$46,840 | \$37,210 | \$42,190 | \$44,700 | \$53,810 | \$57,540 |
| Employment: 180 | HOURLY: | \$22.52 | \$17.89 | \$20.28 | \$21.49 | \$25.87 | \$27.66 |
| Region 8 | ANNUAL: | \$52,560 | \$37,230 | \$45,970 | \$56,160 | \$58,310 | \$58,310 |
| Employment: 120 | HOURLY: | \$25.27 | \$17.90 | \$22.10 | \$27.00 | \$28.03 | \$28.03 |
| Bismarck, ND MetroSA | ANNUAL: | \$46,960 | \$37,210 | \$43,150 | \$44,700 | \$53,810 | \$57,540 |
| Employment: 160 | HOURLY: | \$22.58 | \$17.89 | \$20.74 | \$21.49 | \$25.87 | \$27.66 |
| Fargo, ND-MN MetroSA | ANNUAL: | \$52,330 | \$38,680 | \$44,750 | \$50,280 | \$61,260 | \$65,860 |
| Employment: 540 | HOURLY: | \$25.16 | \$18.60 | \$21.51 | \$24.17 | \$29.45 | \$31.66 |
| Grand Forks, ND-MN MetroSA | ANNUAL: | \$51,510 | \$36,680 | \$43,680 | \$47,580 | \$57,960 | \$78,880 |
| Employment: 90 | HOURLY: | \$24.76 | \$17.64 | \$21.00 | \$22.87 | \$27.86 | \$37.92 |
| West ND Nonmetro Area | ANNUAL: | \$52,510 | \$37,670 | \$45,300 | \$54,970 | \$58,110 | \$64,240 |
| Employment: 330 | HOURLY: | \$25.25 | \$18.11 | \$21.78 | \$26.43 | \$27.94 | \$30.89 |
| East ND Nonmetro Area | ANNUAL: | \$45,810 | \$36,620 | \$37,990 | \$45,190 | \$46,870 | \$57,290 |
| Employment: 150 | HOURLY: | \$22.02 | \$17.61 | \$18.27 | \$21.73 | \$22.54 | \$27.55 |

'N/A' indicates data or information cannot be released due to reliability, availability, or confidentiality restrictions. Since a portion of substate employment is not attributed to a region, substate areas will NOT add up to statewide totals. Rounding and the absence of suppressed data may also affect additivity.

| | | | WAGE ESTIMATES | | | | | |
|---|----------------|--|-------------------|--------------------|--------------------|--------------------------------|--------------------|--------------------|
| | | | Average (Mean) | 10th Percentile | 25th Percentile | 50th Percentile (Median) | 75th Percentile | 90th Percentile |
| 47-2061 Construction Laborers | | | | | | | | |
| Alternate Job Title(s): Air Hammer Operator; Construction Craft Laborer; Construction Trench Digger | | | | | | | | |
| Perform tasks involving physical labor at construction sites. May operate hand and power tools of all types: air hammers, earth tampers, cement mixers, small mechanical hoists, surveying and measuring equipment, and a variety of other equipment and instruments. May clean and prepare sites, dig trenches, set braces to support the sides of excavations, erect scaffolding, and clean up rubble, debris, and other waste materials. May assist other craft workers. Construction laborers who primarily assist a particular craft worker are classified under Helpers, Construction Trades (47-3010). Excludes Hazardous Materials Removal Workers (47-4041). | | | | | | | | |
| North Dakota | ANNUAL: | | \$46,480 | \$36,790 | \$38,490 | \$46,710 | \$50,390 | \$59,520 |
| Employment: 3,560 | HOURLY: | | \$22.35 | \$17.69 | \$18.50 | \$22.46 | \$24.23 | \$28.62 |
| Region 1 | ANNUAL: | | \$49,130 | \$37,590 | \$41,570 | \$48,550 | \$52,370 | \$60,620 |
| Employment: 600 | HOURLY: | | \$23.62 | \$18.07 | \$19.98 | \$23.34 | \$25.18 | \$29.14 |
| Region 2 | ANNUAL: | | \$48,000 | \$37,370 | \$39,420 | \$47,640 | \$50,390 | \$60,290 |
| Employment: 340 | HOURLY: | | \$23.08 | \$17.97 | \$18.95 | \$22.90 | \$24.23 | \$28.99 |
| Region 3 | ANNUAL: | | \$46,880 | \$37,870 | \$41,570 | \$48,170 | \$48,930 | \$50,660 |
| Employment: 60 | HOURLY: | | \$22.54 | \$18.21 | \$19.98 | \$23.16 | \$23.52 | \$24.35 |
| Region 4 | ANNUAL: | | \$44,450 | \$36,270 | \$36,790 | \$45,880 | \$48,110 | \$57,720 |
| Employment: 330 | HOURLY: | | \$21.37 | \$17.44 | \$17.69 | \$22.06 | \$23.13 | \$27.75 |
| Region 5 | ANNUAL: | | \$45,120 | \$36,240 | \$38,490 | \$45,760 | \$49,180 | \$58,780 |
| Employment: 1,200 | HOURLY: | | \$21.69 | \$17.43 | \$18.50 | \$22.00 | \$23.64 | \$28.26 |
| Region 6 | ANNUAL: | | \$44,860 | \$35,670 | \$37,290 | \$42,390 | \$48,930 | \$59,220 |
| Employment: 140 | HOURLY: | | \$21.57 | \$17.15 | \$17.93 | \$20.38 | \$23.52 | \$28.47 |
| Region 7 | ANNUAL: | | \$45,870 | \$36,700 | \$38,130 | \$46,330 | \$49,330 | \$59,890 |
| Employment: 560 | HOURLY: | | \$22.06 | \$17.64 | \$18.33 | \$22.27 | \$23.72 | \$28.79 |
| Region 8 | ANNUAL: | | \$48,970 | \$37,910 | \$42,310 | \$48,080 | \$50,530 | \$60,480 |
| Employment: 290 | HOURLY: | | \$23.54 | \$18.23 | \$20.34 | \$23.12 | \$24.29 | \$29.08 |
| Bismarck, ND MetroSA | ANNUAL: | | \$45,390 | \$36,700 | \$37,910 | \$45,630 | \$48,550 | \$59,170 |
| Employment: 460 | HOURLY: | | \$21.82 | \$17.64 | \$18.23 | \$21.94 | \$23.34 | \$28.45 |
| Fargo, ND-MN MetroSA | ANNUAL: | | \$45,760 | \$36,640 | \$38,880 | \$45,650 | \$48,990 | \$59,240 |
| Employment: 1,220 | HOURLY: | | \$22.00 | \$17.62 | \$18.69 | \$21.95 | \$23.55 | \$28.48 |
| Grand Forks, ND-MN MetroSA | ANNUAL: | | \$45,980 | \$36,080 | \$37,110 | \$46,070 | \$48,660 | \$59,990 |
| Employment: 390 | HOURLY: | | \$22.11 | \$17.35 | \$17.84 | \$22.15 | \$23.39 | \$28.84 |
| West ND Nonmetro Area | ANNUAL: | | \$48,730 | \$37,520 | \$40,690 | \$48,140 | \$51,130 | \$60,310 |
| Employment: 1,330 | HOURLY: | | \$23.43 | \$18.04 | \$19.56 | \$23.15 | \$24.58 | \$29.00 |
| East ND Nonmetro Area | ANNUAL: | | \$46,060 | \$34,970 | \$37,980 | \$47,070 | \$51,380 | \$61,810 |
| Employment: 400 | HOURLY: | | \$22.14 | \$16.81 | \$18.26 | \$22.63 | \$24.70 | \$29.71 |

'N/A' indicates data or information cannot be released due to reliability, availability, or confidentiality restrictions. Since a portion of substate employment is not attributed to a region, substate areas will NOT add up to statewide totals. Rounding and the absence of suppressed data may also affect additivity.

| | | WAGE ESTIMATES | | | | | |
|---|----------------|-------------------|--------------------|--------------------|--------------------------------|--------------------|--------------------|
| | | Average (Mean) | 10th Percentile | 25th Percentile | 50th Percentile (Median) | 75th Percentile | 90th Percentile |
| 47-2073 Operating Engineers and Other Construction Equipment Operators | | | | | | | |
| Alternate Job Title(s): Construction Bulldozer Operator; Road Grader; Steam Shovel Operator | | | | | | | |
| Operate one or several types of power construction equipment, such as motor graders, bulldozers, scrapers, compressors, pumps, derricks, shovels, tractors, or front-end loaders to excavate, move, and grade earth, erect structures, or pour concrete or other hard surface pavement. May repair and maintain equipment in addition to other duties. Excludes Extraction Workers (47-5000) and Crane and Tower Operators (53-7021). | | | | | | | |
| North Dakota | ANNUAL: | \$61,340 | \$47,440 | \$50,740 | \$59,320 | \$65,340 | \$79,030 |
| Employment: 3,920 | HOURLY: | \$29.49 | \$22.81 | \$24.40 | \$28.52 | \$31.41 | \$38.00 |
| Region 1 | ANNUAL: | \$60,660 | \$48,560 | \$56,430 | \$60,200 | \$65,340 | \$73,920 |
| Employment: 950 | HOURLY: | \$29.16 | \$23.35 | \$27.13 | \$28.94 | \$31.41 | \$35.54 |
| Region 2 | ANNUAL: | \$59,500 | \$47,230 | \$52,230 | \$59,820 | \$64,330 | \$66,610 |
| Employment: 480 | HOURLY: | \$28.61 | \$22.71 | \$25.11 | \$28.76 | \$30.93 | \$32.02 |
| Region 3 | ANNUAL: | \$55,780 | \$47,180 | \$48,790 | \$56,520 | \$61,720 | \$62,450 |
| Employment: 140 | HOURLY: | \$26.82 | \$22.68 | \$23.45 | \$27.17 | \$29.67 | \$30.02 |
| Region 4 | ANNUAL: | \$56,380 | \$46,480 | \$49,590 | \$56,970 | \$60,940 | \$63,750 |
| Employment: 340 | HOURLY: | \$27.11 | \$22.34 | \$23.84 | \$27.39 | \$29.30 | \$30.65 |
| Region 5 | ANNUAL: | \$56,690 | \$46,100 | \$48,900 | \$56,970 | \$61,770 | \$67,840 |
| Employment: 550 | HOURLY: | \$27.25 | \$22.16 | \$23.51 | \$27.39 | \$29.70 | \$32.62 |
| Region 6 | ANNUAL: | \$55,740 | \$45,720 | \$48,380 | \$56,530 | \$61,250 | \$65,720 |
| Employment: 140 | HOURLY: | \$26.80 | \$21.98 | \$23.26 | \$27.18 | \$29.45 | \$31.60 |
| Region 7 | ANNUAL: | \$69,730 | \$46,310 | \$49,710 | \$61,810 | \$81,880 | \$105,780 |
| Employment: 900 | HOURLY: | \$33.52 | \$22.27 | \$23.90 | \$29.72 | \$39.37 | \$50.85 |
| Region 8 | ANNUAL: | \$60,930 | \$49,460 | \$56,530 | \$62,480 | \$63,090 | \$65,340 |
| Employment: 380 | HOURLY: | \$29.29 | \$23.78 | \$27.18 | \$30.04 | \$30.33 | \$31.41 |
| Bismarck, ND MetroSA | ANNUAL: | \$56,820 | \$42,200 | \$47,710 | \$57,100 | \$62,250 | \$75,380 |
| Employment: 460 | HOURLY: | \$27.32 | \$20.29 | \$22.94 | \$27.45 | \$29.93 | \$36.24 |
| Fargo, ND-MN MetroSA | ANNUAL: | \$57,620 | \$45,740 | \$49,360 | \$57,960 | \$61,780 | \$76,620 |
| Employment: 520 | HOURLY: | \$27.70 | \$21.99 | \$23.73 | \$27.86 | \$29.70 | \$36.84 |
| Grand Forks, ND-MN MetroSA | ANNUAL: | \$57,390 | \$47,040 | \$49,590 | \$57,200 | \$60,940 | \$75,220 |
| Employment: 330 | HOURLY: | \$27.59 | \$22.61 | \$23.84 | \$27.50 | \$29.30 | \$36.16 |
| West ND Nonmetro Area | ANNUAL: | \$64,860 | \$48,820 | \$56,430 | \$61,130 | \$65,340 | \$98,050 |
| Employment: 2,250 | HOURLY: | \$31.18 | \$23.47 | \$27.13 | \$29.39 | \$31.41 | \$47.14 |
| East ND Nonmetro Area | ANNUAL: | \$56,000 | \$47,040 | \$48,780 | \$56,520 | \$61,250 | \$63,540 |
| Employment: 420 | HOURLY: | \$26.93 | \$22.62 | \$23.45 | \$27.18 | \$29.45 | \$30.55 |

47-2081 Drywall and Ceiling Tile Installers**Alternate Job Title(s):** Acoustical Ceiling Installer; Drywall Finisher; Sheet Rock Hanger

Apply plasterboard or other wallboard to ceilings or interior walls of buildings. Apply or mount acoustical tiles or blocks, strips, or sheets of shock-absorbing materials to ceilings and walls of buildings to reduce or reflect sound. Materials may be of decorative quality. Includes lathers who fasten wooden, metal, or rockboard lath to walls, ceilings, or partitions of buildings to provide support base for plaster, fireproofing, or acoustical material. Excludes Carpenters (47-2031), Carpet Installers (47-2041), and Tile and Stone Setters (47-2044).

| | | | | | | | |
|---------------------|----------------|----------|----------|----------|----------|----------|----------|
| North Dakota | ANNUAL: | \$39,520 | \$19,960 | \$20,000 | \$35,130 | \$54,770 | \$61,330 |
| Employment: 50 | HOURLY: | \$19.00 | \$9.60 | \$9.62 | \$16.89 | \$26.33 | \$29.49 |
| Region 5 | ANNUAL: | \$42,100 | \$19,960 | \$19,960 | \$43,840 | \$54,770 | \$61,550 |
| Employment: 30 | HOURLY: | \$20.24 | \$9.60 | \$9.60 | \$21.08 | \$26.33 | \$29.59 |

'N/A' indicates data or information cannot be released due to reliability, availability, or confidentiality restrictions. Since a portion of substate employment is not attributed to a region, substate areas will NOT add up to statewide totals. Rounding and the absence of suppressed data may also affect additivity.

| | | WAGE ESTIMATES | | | | | |
|--|--|-------------------|--------------------|--------------------|--------------------------------|--------------------|--------------------|
| | | Average (Mean) | 10th Percentile | 25th Percentile | 50th Percentile (Median) | 75th Percentile | 90th Percentile |
| 47-2111 Electricians | | | | | | | |
| Alternate Job Title(s): Electrical Sign Wire; Master Electrician; Solar Photovoltaic Electrician | | | | | | | |
| Install, maintain, and repair electrical wiring, equipment, and fixtures. Ensure that work is in accordance with relevant codes. May install or service street lights, intercom systems, or electrical control systems. Excludes Security and Fire Alarm Systems Installers (49-2098). | | | | | | | |
| North Dakota | | ANNUAL: | \$67,410 | \$38,520 | \$48,310 | \$63,840 | \$79,030 |
| Employment: 2,970 | | HOURLY: | \$32.41 | \$18.52 | \$23.22 | \$30.69 | \$37.99 |
| Region 1 | | ANNUAL: | \$71,410 | \$39,390 | \$52,150 | \$64,280 | \$96,590 |
| Employment: 430 | | HOURLY: | \$34.33 | \$18.94 | \$25.07 | \$30.90 | \$46.44 |
| Region 2 | | ANNUAL: | \$73,150 | \$39,480 | \$51,850 | \$64,280 | \$96,700 |
| Employment: 500 | | HOURLY: | \$35.17 | \$18.98 | \$24.93 | \$30.90 | \$46.49 |
| Region 3 | | ANNUAL: | \$66,290 | \$39,800 | \$51,790 | \$63,320 | \$80,780 |
| Employment: 50 | | HOURLY: | \$31.87 | \$19.13 | \$24.90 | \$30.44 | \$38.84 |
| Region 4 | | ANNUAL: | \$67,490 | \$39,490 | \$52,150 | \$64,930 | \$76,700 |
| Employment: 310 | | HOURLY: | \$32.45 | \$18.99 | \$25.07 | \$31.22 | \$36.87 |
| Region 5 | | ANNUAL: | \$61,450 | \$37,580 | \$45,780 | \$62,670 | \$74,800 |
| Employment: 850 | | HOURLY: | \$29.54 | \$18.07 | \$22.01 | \$30.13 | \$35.96 |
| Region 6 | | ANNUAL: | \$65,580 | \$39,180 | \$49,490 | \$63,320 | \$80,720 |
| Employment: 100 | | HOURLY: | \$31.53 | \$18.84 | \$23.79 | \$30.44 | \$38.81 |
| Region 7 | | ANNUAL: | \$68,830 | \$37,990 | \$48,910 | \$63,270 | \$81,300 |
| Employment: 430 | | HOURLY: | \$33.09 | \$18.26 | \$23.51 | \$30.42 | \$39.09 |
| Region 8 | | ANNUAL: | \$67,300 | \$39,220 | \$47,580 | \$64,010 | \$78,870 |
| Employment: 280 | | HOURLY: | \$32.35 | \$18.85 | \$22.87 | \$30.77 | \$37.92 |
| Bismarck, ND MetroSA | | ANNUAL: | \$63,650 | \$37,810 | \$47,880 | \$63,080 | \$77,080 |
| Employment: 340 | | HOURLY: | \$30.60 | \$18.18 | \$23.02 | \$30.33 | \$37.06 |
| Fargo, ND-MN MetroSA | | ANNUAL: | \$60,470 | \$37,120 | \$45,630 | \$62,290 | \$74,160 |
| Employment: 780 | | HOURLY: | \$29.07 | \$17.85 | \$21.94 | \$29.95 | \$35.65 |
| Grand Forks, ND-MN MetroSA | | ANNUAL: | \$69,120 | \$45,390 | \$58,060 | \$64,930 | \$77,190 |
| Employment: 340 | | HOURLY: | \$33.23 | \$21.82 | \$27.91 | \$31.22 | \$37.11 |
| West ND Nonmetro Area | | ANNUAL: | \$72,350 | \$39,420 | \$51,790 | \$64,280 | \$96,700 |
| Employment: 1,300 | | HOURLY: | \$34.78 | \$18.95 | \$24.90 | \$30.90 | \$46.49 |
| East ND Nonmetro Area | | ANNUAL: | \$65,080 | \$39,350 | \$49,490 | \$64,190 | \$76,330 |
| Employment: 350 | | HOURLY: | \$31.29 | \$18.92 | \$23.80 | \$30.86 | \$36.70 |

'N/A' indicates data or information cannot be released due to reliability, availability, or confidentiality restrictions. Since a portion of substate employment is not attributed to a region, substate areas will NOT add up to statewide totals. Rounding and the absence of suppressed data may also affect additivity.

| | | WAGE ESTIMATES | | | | | |
|---|--|-------------------|--------------------|--------------------|--------------------------------|--------------------|--------------------|
| | | Average (Mean) | 10th Percentile | 25th Percentile | 50th Percentile (Median) | 75th Percentile | 90th Percentile |
| 47-2121 Glaziers | | | | | | | |
| Alternate Job Title(s): Plate Glass Installer; Stained Glass Joiner | | | | | | | |
| Install glass in windows, skylights, store fronts, and display cases, or on surfaces, such as building fronts, interior walls, ceilings, and tabletops. | | | | | | | |
| North Dakota | | ANNUAL: | \$55,620 | \$43,900 | \$48,230 | \$58,550 | \$62,670 |
| Employment: 250 | | HOURLY: | \$26.74 | \$21.11 | \$23.19 | \$28.15 | \$31.11 |
| Region 2 | | ANNUAL: | \$56,040 | \$47,310 | \$52,420 | \$52,420 | \$64,720 |
| Employment: 30 | | HOURLY: | \$26.94 | \$22.75 | \$25.20 | \$25.20 | \$31.11 |
| Region 5 | | ANNUAL: | \$56,760 | \$46,970 | \$49,140 | \$59,200 | \$63,780 |
| Employment: 120 | | HOURLY: | \$27.29 | \$22.58 | \$23.63 | \$28.46 | \$31.27 |
| Region 7 | | ANNUAL: | \$54,170 | \$41,030 | \$46,140 | \$55,570 | \$60,090 |
| Employment: 70 | | HOURLY: | \$26.04 | \$19.73 | \$22.18 | \$26.71 | \$28.89 |
| Bismarck, ND MetroSA | | ANNUAL: | \$53,920 | \$41,030 | \$46,140 | \$55,500 | \$59,560 |
| Employment: 60 | | HOURLY: | \$25.92 | \$19.73 | \$22.18 | \$26.68 | \$28.64 |
| Fargo, ND-MN MetroSA | | ANNUAL: | \$58,170 | \$46,970 | \$49,330 | \$59,500 | \$63,810 |
| Employment: 120 | | HOURLY: | \$27.97 | \$22.58 | \$23.71 | \$28.61 | \$30.68 |

47-2131 Insulation Workers, Floor, Ceiling, and Wall**Alternate Job Title(s):** Ceiling Insulation Blower; Composition Weatherboard Installer; Interior Surface Insulation Worker

Line and cover structures with insulating materials. May work with batt, roll, or blown insulation materials.

| | | | | | | | |
|-----------------------------------|--|---------|----------|----------|----------|----------|----------|
| North Dakota | | ANNUAL: | \$45,610 | \$31,930 | \$38,430 | \$45,760 | \$50,070 |
| Employment: 150 | | HOURLY: | \$21.93 | \$15.35 | \$18.48 | \$22.00 | \$24.07 |
| Region 4 | | ANNUAL: | \$46,500 | \$36,970 | \$36,970 | \$45,380 | \$58,630 |
| Employment: 20 | | HOURLY: | \$22.36 | \$17.77 | \$17.77 | \$21.82 | \$28.19 |
| Region 5 | | ANNUAL: | \$44,460 | \$31,930 | \$38,400 | \$45,670 | \$49,810 |
| Employment: 70 | | HOURLY: | \$21.38 | \$15.35 | \$18.46 | \$21.95 | \$23.95 |
| Region 7 | | ANNUAL: | \$44,940 | \$28,920 | \$38,900 | \$45,760 | \$46,170 |
| Employment: 50 | | HOURLY: | \$21.60 | \$13.90 | \$18.70 | \$22.00 | \$22.19 |
| Bismarck, ND MetroSA | | ANNUAL: | \$44,820 | \$28,920 | \$38,900 | \$45,760 | \$46,170 |
| Employment: 40 | | HOURLY: | \$21.55 | \$13.90 | \$18.70 | \$22.00 | \$22.20 |
| Grand Forks, ND-MN MetroSA | | ANNUAL: | \$43,590 | \$32,860 | \$36,970 | \$44,480 | \$46,550 |
| Employment: 20 | | HOURLY: | \$20.96 | \$15.80 | \$17.77 | \$21.39 | \$22.38 |

'N/A' indicates data or information cannot be released due to reliability, availability, or confidentiality restrictions. Since a portion of substate employment is not attributed to a region, substate areas will NOT add up to statewide totals. Rounding and the absence of suppressed data may also affect additivity.

| | | WAGE ESTIMATES | | | | | |
|---|--|-------------------|--------------------|--------------------|--------------------------------|--------------------|--------------------|
| | | Average (Mean) | 10th Percentile | 25th Percentile | 50th Percentile (Median) | 75th Percentile | 90th Percentile |
| 47-2132 Insulation Workers, Mechanical | | | | | | | |
| Alternate Job Title(s): Boiler Coverer; Pipe Coverer; Pipe Insulator | | | | | | | |
| Apply insulating materials to pipes or ductwork, or other mechanical systems in order to help control and maintain temperature. | | | | | | | |
| North Dakota | | ANNUAL: | \$53,590 | \$35,640 | \$40,130 | \$49,600 | \$63,590 |
| Employment: 160 | | HOURLY: | \$25.77 | \$17.14 | \$19.29 | \$23.85 | \$30.57 |
| Region 1 | | ANNUAL: | \$55,160 | \$36,190 | \$48,860 | \$50,490 | \$65,520 |
| Employment: 30 | | HOURLY: | \$26.52 | \$17.40 | \$23.49 | \$24.28 | \$31.50 |
| Region 2 | | ANNUAL: | \$51,600 | \$32,470 | \$34,140 | \$48,820 | \$65,520 |
| Employment: 20 | | HOURLY: | \$24.81 | \$15.61 | \$16.41 | \$23.47 | \$31.50 |
| Region 4 | | ANNUAL: | \$57,740 | \$37,130 | \$47,100 | \$54,120 | \$67,160 |
| Employment: 10 | | HOURLY: | \$27.76 | \$17.85 | \$22.64 | \$26.02 | \$32.29 |
| Region 5 | | ANNUAL: | \$51,310 | \$36,380 | \$39,410 | \$48,670 | \$60,570 |
| Employment: 60 | | HOURLY: | \$24.67 | \$17.49 | \$18.95 | \$23.40 | \$29.12 |
| Fargo, ND-MN MetroSA | | ANNUAL: | \$51,500 | \$38,000 | \$48,070 | \$48,670 | \$59,110 |
| Employment: 60 | | HOURLY: | \$24.76 | \$18.27 | \$23.11 | \$23.40 | \$28.42 |
| Grand Forks, ND-MN MetroSA | | ANNUAL: | \$57,740 | \$37,130 | \$47,100 | \$54,120 | \$67,160 |
| Employment: 10 | | HOURLY: | \$27.76 | \$17.85 | \$22.64 | \$26.02 | \$32.29 |
| West ND Nonmetro Area | | ANNUAL: | \$54,080 | \$33,700 | \$40,120 | \$50,500 | \$65,520 |
| Employment: 60 | | HOURLY: | \$26.00 | \$16.20 | \$19.29 | \$24.28 | \$31.50 |

'N/A' indicates data or information cannot be released due to reliability, availability, or confidentiality restrictions. Since a portion of substate employment is not attributed to a region, substate areas will NOT add up to statewide totals. Rounding and the absence of suppressed data may also affect additivity.

| | | WAGE ESTIMATES | | | | | |
|---|--|-------------------|--------------------|--------------------|--------------------------------|--------------------|--------------------|
| | | Average (Mean) | 10th Percentile | 25th Percentile | 50th Percentile (Median) | 75th Percentile | 90th Percentile |
| 47-2141 Painters, Construction and Maintenance | | | | | | | |
| Alternate Job Title(s): Bridge Painter; House Painter; Traffic Line Painter | | | | | | | |
| Paint walls, equipment, buildings, bridges, and other structural surfaces, using brushes, rollers, and spray guns. May remove old paint to prepare surface prior to painting. May mix colors or oils to obtain desired color or consistency. Excludes Paperhangers (47-2142). | | | | | | | |
| North Dakota | | ANNUAL: | \$43,540 | \$31,520 | \$36,240 | \$39,600 | \$47,490 |
| Employment: 570 | | HOURLY: | \$20.94 | \$15.15 | \$17.42 | \$19.04 | \$22.83 |
| Region 1 | | ANNUAL: | \$41,510 | \$31,610 | \$36,400 | \$37,110 | \$46,380 |
| Employment: 20 | | HOURLY: | \$19.96 | \$15.20 | \$17.50 | \$17.84 | \$22.30 |
| Region 2 | | ANNUAL: | \$42,810 | \$32,470 | \$36,790 | \$38,460 | \$47,250 |
| Employment: 50 | | HOURLY: | \$20.58 | \$15.61 | \$17.69 | \$18.49 | \$22.72 |
| Region 4 | | ANNUAL: | \$43,160 | \$31,520 | \$36,520 | \$38,820 | \$47,120 |
| Employment: 60 | | HOURLY: | \$20.75 | \$15.15 | \$17.56 | \$18.66 | \$22.66 |
| Region 5 | | ANNUAL: | \$44,250 | \$31,320 | \$36,360 | \$39,620 | \$48,900 |
| Employment: 250 | | HOURLY: | \$21.27 | \$15.06 | \$17.48 | \$19.05 | \$23.51 |
| Region 6 | | ANNUAL: | \$40,120 | \$31,850 | \$31,930 | \$37,600 | \$46,310 |
| Employment: 20 | | HOURLY: | \$19.29 | \$15.31 | \$15.35 | \$18.08 | \$22.26 |
| Region 7 | | ANNUAL: | \$43,740 | \$31,370 | \$36,240 | \$39,830 | \$47,490 |
| Employment: 170 | | HOURLY: | \$21.03 | \$15.08 | \$17.42 | \$19.15 | \$22.83 |
| Bismarck, ND MetroSA | | ANNUAL: | \$43,340 | \$31,370 | \$36,240 | \$39,600 | \$47,490 |
| Employment: 140 | | HOURLY: | \$20.84 | \$15.08 | \$17.42 | \$19.04 | \$22.83 |
| Fargo, ND-MN MetroSA | | ANNUAL: | \$44,560 | \$31,320 | \$36,400 | \$40,590 | \$50,540 |
| Employment: 270 | | HOURLY: | \$21.42 | \$15.06 | \$17.50 | \$19.52 | \$24.30 |
| Grand Forks, ND-MN MetroSA | | ANNUAL: | \$43,080 | \$31,520 | \$36,510 | \$38,820 | \$47,120 |
| Employment: 50 | | HOURLY: | \$20.71 | \$15.15 | \$17.56 | \$18.66 | \$22.66 |
| West ND Nonmetro Area | | ANNUAL: | \$43,210 | \$32,470 | \$36,790 | \$39,830 | \$47,110 |
| Employment: 100 | | HOURLY: | \$20.78 | \$15.61 | \$17.69 | \$19.15 | \$22.65 |
| East ND Nonmetro Area | | ANNUAL: | \$41,580 | \$31,850 | \$31,930 | \$37,690 | \$46,300 |
| Employment: 30 | | HOURLY: | \$19.99 | \$15.31 | \$15.35 | \$18.12 | \$22.26 |

47-2151 Pipelayers**Alternate Job Title(s):** Cast-Iron Drain Pipe Layer; Trench Pipe Layer; Water Main Pipe Layer

Lay pipe for storm or sanitation sewers, drains, and water mains. Perform any combination of the following tasks: grade trenches or culverts, position pipe, or seal joints. Excludes Welders, Cutters, Solderers, and Brazers (51-4121).

| | | | | | | | |
|-----------------------------|--|----------------|----------|----------|----------|----------|----------|
| North Dakota | | ANNUAL: | \$47,460 | \$36,210 | \$38,980 | \$48,100 | \$50,360 |
| Employment: 190 | | HOURLY: | \$22.82 | \$17.41 | \$18.74 | \$23.13 | \$24.21 |
| Region 1 | | ANNUAL: | \$43,070 | \$36,210 | \$36,210 | \$45,270 | \$45,540 |
| Employment: 60 | | HOURLY: | \$20.71 | \$17.41 | \$17.41 | \$21.77 | \$21.90 |
| Region 5 | | ANNUAL: | \$50,040 | \$38,250 | \$45,420 | \$50,040 | \$52,030 |
| Employment: 60 | | HOURLY: | \$24.06 | \$18.39 | \$21.84 | \$24.06 | \$25.02 |
| Fargo, ND-MN MetroSA | | ANNUAL: | \$51,470 | \$38,130 | \$45,030 | \$50,040 | \$59,320 |
| Employment: 60 | | HOURLY: | \$24.75 | \$18.33 | \$21.65 | \$24.06 | \$28.52 |

'N/A' indicates data or information cannot be released due to reliability, availability, or confidentiality restrictions. Since a portion of substate employment is not attributed to a region, substate areas will NOT add up to statewide totals. Rounding and the absence of suppressed data may also affect additivity.

| | | | WAGE ESTIMATES | | | | | |
|---|-------|----------------|-------------------|--------------------|--------------------|--------------------------------|--------------------|--------------------|
| | | | Average (Mean) | 10th Percentile | 25th Percentile | 50th Percentile (Median) | 75th Percentile | 90th Percentile |
| 47-2152 Plumbers, Pipefitters, and Steamfitters | | | | | | | | |
| Alternate Job Title(s): Fire Sprinkler Installer; Solar Thermal Installer; Sprinkler Fitter | | | | | | | | |
| Assemble, install, alter, and repair pipelines or pipe systems that carry water, steam, air, or other liquids or gases. May install heating and cooling equipment and mechanical control systems. Includes sprinkler fitters. | | | | | | | | |
| North Dakota | | ANNUAL: | \$58,740 | \$38,090 | \$46,510 | \$58,260 | \$67,060 | \$80,550 |
| Employment: | 1,280 | HOURLY: | \$28.24 | \$18.31 | \$22.36 | \$28.01 | \$32.24 | \$38.73 |
| Region 1 | | ANNUAL: | \$61,850 | \$38,590 | \$45,220 | \$58,380 | \$77,330 | \$100,370 |
| Employment: | 70 | HOURLY: | \$29.74 | \$18.55 | \$21.74 | \$28.07 | \$37.18 | \$48.26 |
| Region 2 | | ANNUAL: | \$62,340 | \$42,830 | \$48,240 | \$61,930 | \$77,390 | \$79,480 |
| Employment: | 160 | HOURLY: | \$29.97 | \$20.59 | \$23.19 | \$29.77 | \$37.21 | \$38.21 |
| Region 4 | | ANNUAL: | \$55,590 | \$37,910 | \$45,070 | \$52,550 | \$64,650 | \$73,670 |
| Employment: | 200 | HOURLY: | \$26.73 | \$18.23 | \$21.67 | \$25.26 | \$31.08 | \$35.42 |
| Region 5 | | ANNUAL: | \$59,420 | \$38,090 | \$46,100 | \$58,600 | \$71,410 | \$81,820 |
| Employment: | 510 | HOURLY: | \$28.57 | \$18.31 | \$22.16 | \$28.17 | \$34.33 | \$39.33 |
| Region 6 | | ANNUAL: | \$56,290 | \$37,960 | \$45,890 | \$58,140 | \$63,280 | \$74,210 |
| Employment: | 50 | HOURLY: | \$27.06 | \$18.25 | \$22.06 | \$27.95 | \$30.42 | \$35.68 |
| Region 7 | | ANNUAL: | \$58,000 | \$38,140 | \$47,170 | \$56,540 | \$65,320 | \$78,110 |
| Employment: | 240 | HOURLY: | \$27.88 | \$18.34 | \$22.68 | \$27.18 | \$31.40 | \$37.55 |
| Bismarck, ND MetroSA | | ANNUAL: | \$58,610 | \$40,840 | \$47,170 | \$57,290 | \$65,320 | \$78,110 |
| Employment: | 220 | HOURLY: | \$28.18 | \$19.64 | \$22.68 | \$27.54 | \$31.40 | \$37.55 |
| Fargo, ND-MN MetroSA | | ANNUAL: | \$60,690 | \$42,300 | \$46,720 | \$59,910 | \$73,630 | \$81,810 |
| Employment: | 520 | HOURLY: | \$29.18 | \$20.34 | \$22.46 | \$28.81 | \$35.40 | \$39.33 |
| Grand Forks, ND-MN MetroSA | | ANNUAL: | \$57,040 | \$38,230 | \$45,540 | \$56,420 | \$64,650 | \$74,840 |
| Employment: | 210 | HOURLY: | \$27.43 | \$18.38 | \$21.90 | \$27.13 | \$31.08 | \$35.98 |
| West ND Nonmetro Area | | ANNUAL: | \$60,300 | \$37,960 | \$46,630 | \$58,500 | \$77,280 | \$79,470 |
| Employment: | 280 | HOURLY: | \$28.99 | \$18.25 | \$22.42 | \$28.12 | \$37.16 | \$38.21 |
| East ND Nonmetro Area | | ANNUAL: | \$54,520 | \$37,910 | \$43,600 | \$48,350 | \$60,610 | \$74,210 |
| Employment: | 130 | HOURLY: | \$26.21 | \$18.23 | \$20.96 | \$23.25 | \$29.14 | \$35.68 |

'N/A' indicates data or information cannot be released due to reliability, availability, or confidentiality restrictions. Since a portion of substate employment is not attributed to a region, substate areas will NOT add up to statewide totals. Rounding and the absence of suppressed data may also affect additivity.

| | | | WAGE ESTIMATES | | | | | |
|---|-----|----------------|-------------------|--------------------|--------------------|--------------------------------|--------------------|--------------------|
| | | | Average (Mean) | 10th Percentile | 25th Percentile | 50th Percentile (Median) | 75th Percentile | 90th Percentile |
| 47-2181 Roofers | | | | | | | | |
| Alternate Job Title(s): Hot Tar Roofer; Shingles Roofer; Terra Cotta Roofer | | | | | | | | |
| Cover roofs of structures with shingles, slate, asphalt, aluminum, wood, or related materials. May spray roofs, sidings, and walls with material to bind, seal, insulate, or soundproof sections of structures. | | | | | | | | |
| North Dakota | | ANNUAL: | \$52,990 | \$35,810 | \$38,480 | \$47,200 | \$58,800 | \$83,950 |
| Employment: | 360 | HOURLY: | \$25.48 | \$17.22 | \$18.50 | \$22.69 | \$28.27 | \$40.36 |
| Region 2 | | ANNUAL: | \$52,150 | \$35,080 | \$36,780 | \$48,140 | \$58,700 | \$78,570 |
| Employment: | 50 | HOURLY: | \$25.07 | \$16.87 | \$17.68 | \$23.14 | \$28.22 | \$37.77 |
| Region 4 | | ANNUAL: | \$50,360 | \$35,370 | \$36,950 | \$45,930 | \$55,600 | \$83,200 |
| Employment: | 50 | HOURLY: | \$24.21 | \$17.00 | \$17.77 | \$22.08 | \$26.73 | \$40.00 |
| Region 5 | | ANNUAL: | \$53,680 | \$35,810 | \$39,720 | \$47,480 | \$62,490 | \$84,190 |
| Employment: | 140 | HOURLY: | \$25.81 | \$17.22 | \$19.10 | \$22.83 | \$30.05 | \$40.48 |
| Region 6 | | ANNUAL: | \$52,900 | \$38,480 | \$44,720 | \$50,220 | \$57,160 | \$85,710 |
| Employment: | 10 | HOURLY: | \$25.43 | \$18.50 | \$21.50 | \$24.14 | \$27.48 | \$41.21 |
| Fargo, ND-MN MetroSA | | ANNUAL: | \$53,680 | \$35,200 | \$39,720 | \$47,480 | \$62,490 | \$84,190 |
| Employment: | 140 | HOURLY: | \$25.81 | \$16.92 | \$19.10 | \$22.83 | \$30.05 | \$40.48 |
| Grand Forks, ND-MN MetroSA | | ANNUAL: | \$50,200 | \$35,370 | \$36,950 | \$45,930 | \$55,600 | \$83,200 |
| Employment: | 50 | HOURLY: | \$24.13 | \$17.00 | \$17.77 | \$22.08 | \$26.73 | \$40.00 |
| West ND Nonmetro Area | | ANNUAL: | \$52,590 | \$35,770 | \$37,790 | \$48,140 | \$58,300 | \$84,430 |
| Employment: | 70 | HOURLY: | \$25.28 | \$17.20 | \$18.17 | \$23.15 | \$28.03 | \$40.59 |
| East ND Nonmetro Area | | ANNUAL: | \$50,950 | \$36,960 | \$40,800 | \$50,220 | \$57,160 | \$60,720 |
| Employment: | 30 | HOURLY: | \$24.49 | \$17.77 | \$19.61 | \$24.14 | \$27.48 | \$29.19 |

'N/A' indicates data or information cannot be released due to reliability, availability, or confidentiality restrictions. Since a portion of substate employment is not attributed to a region, substate areas will NOT add up to statewide totals. Rounding and the absence of suppressed data may also affect additivity.

| | | | WAGE ESTIMATES | | | | | |
|---|-----|---------|-------------------|--------------------|--------------------|--------------------------------|--------------------|--------------------|
| | | | Average (Mean) | 10th Percentile | 25th Percentile | 50th Percentile (Median) | 75th Percentile | 90th Percentile |
| 47-2211 Sheet Metal Workers | | | | | | | | |
| Alternate Job Title(s): Heating, Ventilation, and Air Conditioning (HVAC) Sheet Metal Installer; Sheet Metal Former; Tinsmith | | | | | | | | |
| Fabricate, assemble, install, and repair sheet metal products and equipment, such as ducts, control boxes, drainpipes, and furnace casings. Work may involve any of the following: setting up and operating fabricating machines to cut, bend, and straighten sheet metal; shaping metal over anvils, blocks, or forms using hammer; operating soldering and welding equipment to join sheet metal parts; or inspecting, assembling, and smoothing seams and joints of burred surfaces. Includes sheet metal duct installers who install prefabricated sheet metal ducts used for heating, air conditioning, or other purposes. | | | | | | | | |
| North Dakota | | ANNUAL: | \$62,090 | \$39,560 | \$47,980 | \$62,900 | \$75,510 | \$76,820 |
| Employment: | 460 | HOURLY: | \$29.85 | \$19.02 | \$23.07 | \$30.24 | \$36.31 | \$36.93 |
| Region 2 | | ANNUAL: | \$67,050 | \$46,560 | \$62,680 | \$73,880 | \$75,990 | \$76,820 |
| Employment: | 100 | HOURLY: | \$32.24 | \$22.39 | \$30.13 | \$35.52 | \$36.53 | \$36.93 |
| Region 4 | | ANNUAL: | \$59,710 | \$38,850 | \$44,170 | \$61,080 | \$75,510 | \$75,720 |
| Employment: | 100 | HOURLY: | \$28.71 | \$18.68 | \$21.24 | \$29.36 | \$36.30 | \$36.40 |
| Region 5 | | ANNUAL: | \$60,620 | \$39,320 | \$46,860 | \$61,810 | \$73,880 | \$76,820 |
| Employment: | 170 | HOURLY: | \$29.14 | \$18.90 | \$22.53 | \$29.72 | \$35.52 | \$36.93 |
| Region 7 | | ANNUAL: | \$62,980 | \$38,950 | \$51,470 | \$62,500 | \$74,650 | \$77,500 |
| Employment: | 50 | HOURLY: | \$30.28 | \$18.72 | \$24.75 | \$30.05 | \$35.89 | \$37.26 |
| Bismarck, ND MetroSA | | ANNUAL: | \$62,130 | \$38,950 | \$51,230 | \$62,500 | \$77,500 | \$77,500 |
| Employment: | 50 | HOURLY: | \$29.87 | \$18.72 | \$24.63 | \$30.05 | \$37.26 | \$37.26 |
| Fargo, ND-MN MetroSA | | ANNUAL: | \$60,460 | \$38,860 | \$46,860 | \$61,810 | \$74,150 | \$76,820 |
| Employment: | 160 | HOURLY: | \$29.07 | \$18.68 | \$22.53 | \$29.72 | \$35.65 | \$36.93 |
| Grand Forks, ND-MN MetroSA | | ANNUAL: | \$60,120 | \$38,850 | \$47,980 | \$61,080 | \$75,510 | \$75,720 |
| Employment: | 90 | HOURLY: | \$28.90 | \$18.68 | \$23.07 | \$29.36 | \$36.31 | \$36.40 |
| West ND Nonmetro Area | | ANNUAL: | \$66,740 | \$46,510 | \$62,680 | \$73,880 | \$75,990 | \$76,820 |
| Employment: | 120 | HOURLY: | \$32.09 | \$22.36 | \$30.13 | \$35.52 | \$36.54 | \$36.93 |

47-2221 Structural Iron and Steel Workers**Alternate Job Title(s):** Bridge Ironworker; Precast Concrete Ironworker; Wind Turbine Erector

Raise, place, and unite iron or steel girders, columns, and other structural members to form completed structures or structural frameworks. May erect metal storage tanks and assemble prefabricated metal buildings. Excludes Reinforcing Iron and Rebar Workers (47-2171).

| | | | | | | | | |
|---------------------|-----|---------|----------|----------|----------|----------|----------|----------|
| North Dakota | | ANNUAL: | \$52,300 | \$45,820 | \$46,740 | \$47,480 | \$51,690 | \$74,970 |
| Employment: | 130 | HOURLY: | \$25.15 | \$22.03 | \$22.47 | \$22.83 | \$24.85 | \$36.04 |
| Region 5 | | ANNUAL: | \$48,970 | \$46,290 | \$46,740 | \$46,740 | \$47,670 | \$51,690 |
| Employment: | 80 | HOURLY: | \$23.54 | \$22.25 | \$22.47 | \$22.47 | \$22.92 | \$24.85 |

47-3011 Helpers--Brickmasons, Blockmasons, Stonemasons, and Tile and Marble Setters**Alternate Job Title(s):** Brick Carrier; Brick Washer; Refractory Tile Helper

Help brickmasons, blockmasons, stonemasons, or tile and marble setters by performing duties requiring less skill. Duties include using, supplying, or holding materials or tools, and cleaning work area and equipment. Construction laborers who do not primarily assist brickmasons, blockmasons, and stonemasons or tile and marble setters are classified under Construction Laborers (47-2061). Apprentice workers are classified with the appropriate skilled construction trade occupation (47-2011 through 47-2231).

| | | | | | | | | |
|---------------------|----|---------|----------|----------|----------|----------|----------|----------|
| North Dakota | | ANNUAL: | \$44,930 | \$34,320 | \$35,240 | \$46,110 | \$49,190 | \$53,130 |
| Employment: | 40 | HOURLY: | \$21.60 | \$16.50 | \$16.94 | \$22.17 | \$23.65 | \$25.54 |
| Region 5 | | ANNUAL: | \$45,600 | \$33,100 | \$35,020 | \$48,790 | \$49,190 | \$56,100 |
| Employment: | 20 | HOURLY: | \$21.92 | \$15.91 | \$16.83 | \$23.46 | \$23.65 | \$26.97 |

'N/A' indicates data or information cannot be released due to reliability, availability, or confidentiality restrictions. Since a portion of substate employment is not attributed to a region, substate areas will NOT add up to statewide totals. Rounding and the absence of suppressed data may also affect additivity.

| | WAGE ESTIMATES | | | | | |
|--|-------------------|--------------------|--------------------|--------------------------------|--------------------|--------------------|
| | Average (Mean) | 10th Percentile | 25th Percentile | 50th Percentile (Median) | 75th Percentile | 90th Percentile |

47-3012 Helpers--Carpenters

Alternate Job Title(s): Carpenter Assistant; Hardwood Floor Installation Helper

Help carpenters by performing duties requiring less skill. Duties include using, supplying, or holding materials or tools, and cleaning work area and equipment. Construction laborers who do not primarily assist carpenters are classified under Construction Laborers (47-2061). Apprentice workers are classified with the appropriate skilled construction trade occupation (47-2011 through 47-2231).

| | | | | | | | |
|-----------------|----------------|----------|----------|----------|----------|----------|----------|
| Region 7 | ANNUAL: | \$54,080 | \$49,920 | \$49,920 | \$56,160 | \$56,160 | \$56,160 |
| Employment: 10 | HOURLY: | \$26.00 | \$24.00 | \$24.00 | \$27.00 | \$27.00 | \$27.00 |

47-4011 Construction and Building Inspectors

Alternate Job Title(s): Electrical Inspector; Elevator Inspector; Highway Inspector; Home Inspector

Inspect structures using engineering skills to determine structural soundness and compliance with specifications, building codes, and other regulations. Inspections may be general in nature or may be limited to a specific area, such as electrical systems or plumbing.

| | | | | | | | |
|-----------------------------------|----------------|----------|----------|----------|----------|----------|-----------|
| North Dakota | ANNUAL: | \$68,530 | \$43,760 | \$59,120 | \$67,500 | \$79,120 | \$84,270 |
| Employment: 190 | HOURLY: | \$32.95 | \$21.04 | \$28.43 | \$32.45 | \$38.04 | \$40.51 |
| Region 1 | ANNUAL: | \$69,810 | \$47,990 | \$63,880 | \$68,800 | \$79,070 | \$84,270 |
| Employment: 30 | HOURLY: | \$33.56 | \$23.07 | \$30.71 | \$33.07 | \$38.01 | \$40.51 |
| Region 2 | ANNUAL: | \$76,270 | \$63,280 | \$65,940 | \$72,530 | \$83,510 | \$103,690 |
| Employment: 30 | HOURLY: | \$36.67 | \$30.42 | \$31.70 | \$34.87 | \$40.15 | \$49.85 |
| Region 4 | ANNUAL: | \$64,280 | \$41,020 | \$43,760 | \$62,010 | \$78,810 | \$78,810 |
| Employment: 20 | HOURLY: | \$30.90 | \$19.72 | \$21.04 | \$29.81 | \$37.89 | \$37.89 |
| Region 5 | ANNUAL: | \$68,390 | \$53,870 | \$63,140 | \$64,980 | \$80,020 | \$84,180 |
| Employment: 40 | HOURLY: | \$32.88 | \$25.90 | \$30.35 | \$31.24 | \$38.47 | \$40.47 |
| Region 7 | ANNUAL: | \$64,410 | \$41,600 | \$56,510 | \$62,370 | \$76,840 | \$79,600 |
| Employment: 40 | HOURLY: | \$30.97 | \$20.00 | \$27.17 | \$29.99 | \$36.94 | \$38.27 |
| Bismarck, ND MetroSA | ANNUAL: | \$64,410 | \$41,600 | \$56,510 | \$62,370 | \$76,840 | \$79,600 |
| Employment: 40 | HOURLY: | \$30.97 | \$20.00 | \$27.17 | \$29.99 | \$36.94 | \$38.27 |
| Fargo, ND-MN MetroSA | ANNUAL: | \$70,620 | \$56,290 | \$63,140 | \$67,500 | \$80,020 | \$84,180 |
| Employment: 50 | HOURLY: | \$33.95 | \$27.06 | \$30.36 | \$32.45 | \$38.47 | \$40.47 |
| Grand Forks, ND-MN MetroSA | ANNUAL: | \$66,680 | \$41,020 | \$56,530 | \$71,140 | \$78,810 | \$87,830 |
| Employment: 30 | HOURLY: | \$32.06 | \$19.72 | \$27.18 | \$34.20 | \$37.89 | \$42.23 |
| West ND Nonmetro Area | ANNUAL: | \$71,950 | \$47,990 | \$63,870 | \$71,400 | \$80,900 | \$93,720 |
| Employment: 70 | HOURLY: | \$34.59 | \$23.07 | \$30.71 | \$34.33 | \$38.89 | \$45.06 |

47-4031 Fence Erectors

Alternate Job Title(s): Wire Fence Builder; Wood Fence Installer

Erect and repair fences and fence gates, using hand and power tools.

| | | | | | | | |
|------------------------------|----------------|----------|----------|----------|----------|----------|----------|
| North Dakota | ANNUAL: | \$49,830 | \$41,540 | \$45,880 | \$47,210 | \$48,590 | \$65,280 |
| Employment: 160 | HOURLY: | \$23.96 | \$19.97 | \$22.06 | \$22.70 | \$23.36 | \$31.39 |
| Region 5 | ANNUAL: | \$46,930 | \$41,540 | \$41,540 | \$42,140 | \$48,590 | \$62,490 |
| Employment: N/A | HOURLY: | \$22.56 | \$19.97 | \$19.97 | \$20.26 | \$23.36 | \$30.04 |
| Fargo, ND-MN MetroSA | ANNUAL: | \$46,640 | \$41,540 | \$41,540 | \$42,140 | \$48,590 | \$62,490 |
| Employment: 70 | HOURLY: | \$22.42 | \$19.97 | \$19.97 | \$20.26 | \$23.36 | \$30.04 |
| West ND Nonmetro Area | ANNUAL: | \$52,760 | \$46,410 | \$47,260 | \$47,260 | \$65,220 | \$65,360 |
| Employment: 70 | HOURLY: | \$25.37 | \$22.31 | \$22.72 | \$22.72 | \$31.36 | \$31.42 |

'N/A' indicates data or information cannot be released due to reliability, availability, or confidentiality restrictions. Since a portion of substate employment is not attributed to a region, substate areas will NOT add up to statewide totals. Rounding and the absence of suppressed data may also affect additivity.

| | | | WAGE ESTIMATES | | | | | |
|---|-----|---------|-------------------|--------------------|--------------------|--------------------------------|--------------------|--------------------|
| | | | Average (Mean) | 10th Percentile | 25th Percentile | 50th Percentile (Median) | 75th Percentile | 90th Percentile |
| 47-4041 Hazardous Materials Removal Workers | | | | | | | | |
| Alternate Job Title(s): Asbestos Abatement Worker; Decontamination Worker; Irradiated Fuel Handler | | | | | | | | |
| Identify, remove, pack, transport, or dispose of hazardous materials, including asbestos, lead-based paint, waste oil, fuel, transmission fluid, radioactive materials, or contaminated soil. Specialized training and certification in hazardous materials handling or a confined entry permit are generally required. May operate earth-moving equipment or trucks. | | | | | | | | |
| North Dakota | | ANNUAL: | \$53,720 | \$48,770 | \$49,570 | \$49,570 | \$61,170 | \$62,400 |
| Employment: | N/A | HOURLY: | \$25.83 | \$23.45 | \$23.83 | \$23.83 | \$29.41 | \$30.00 |
| Region 1 | | ANNUAL: | \$55,290 | \$49,570 | \$49,570 | \$49,580 | \$62,400 | \$64,900 |
| Employment: | 130 | HOURLY: | \$26.58 | \$23.83 | \$23.83 | \$23.83 | \$30.00 | \$31.20 |
| Region 5 | | ANNUAL: | \$49,420 | \$45,550 | \$46,780 | \$49,960 | \$49,960 | \$52,260 |
| Employment: | 20 | HOURLY: | \$23.76 | \$21.90 | \$22.49 | \$24.02 | \$24.02 | \$25.13 |
| Fargo, ND-MN MetroSA | | ANNUAL: | \$49,420 | \$45,550 | \$46,780 | \$49,960 | \$49,960 | \$52,260 |
| Employment: | 20 | HOURLY: | \$23.76 | \$21.90 | \$22.49 | \$24.02 | \$24.02 | \$25.13 |
| West ND Nonmetro Area | | ANNUAL: | \$54,710 | \$49,570 | \$49,570 | \$49,570 | \$62,400 | \$62,400 |
| Employment: | N/A | HOURLY: | \$26.30 | \$23.83 | \$23.83 | \$23.83 | \$30.00 | \$30.00 |

'N/A' indicates data or information cannot be released due to reliability, availability, or confidentiality restrictions. Since a portion of substate employment is not attributed to a region, substate areas will NOT add up to statewide totals. Rounding and the absence of suppressed data may also affect additivity.

| | | WAGE ESTIMATES | | | | | |
|--|--|-------------------|--------------------|--------------------|--------------------------------|--------------------|--------------------|
| | | Average (Mean) | 10th Percentile | 25th Percentile | 50th Percentile (Median) | 75th Percentile | 90th Percentile |
| 47-4051 Highway Maintenance Workers | | | | | | | |
| Alternate Job Title(s): Road Patcher; Road Sign Installer | | | | | | | |
| Maintain highways, municipal and rural roads, airport runways, and rights-of-way. Duties include patching broken or eroded pavement and repairing guard rails, highway markers, and snow fences. May also mow or clear brush from along road, or plow snow from roadway. Excludes Tree Trimmers and Pruners (37-3013). | | | | | | | |
| North Dakota | | ANNUAL: | \$51,100 | \$42,140 | \$48,080 | \$50,740 | \$54,500 |
| Employment: 780 | | HOURLY: | \$24.57 | \$20.26 | \$23.11 | \$24.40 | \$26.20 |
| Region 1 | | ANNUAL: | \$52,060 | \$48,190 | \$48,950 | \$49,160 | \$57,500 |
| Employment: 80 | | HOURLY: | \$25.03 | \$23.17 | \$23.53 | \$23.64 | \$27.64 |
| Region 2 | | ANNUAL: | \$50,570 | \$44,470 | \$45,770 | \$50,320 | \$57,490 |
| Employment: 120 | | HOURLY: | \$24.31 | \$21.38 | \$22.01 | \$24.19 | \$27.64 |
| Region 3 | | ANNUAL: | \$50,260 | \$39,020 | \$48,070 | \$51,670 | \$54,330 |
| Employment: 70 | | HOURLY: | \$24.16 | \$18.76 | \$23.11 | \$24.84 | \$26.12 |
| Region 4 | | ANNUAL: | \$49,140 | \$36,750 | \$45,320 | \$49,350 | \$52,370 |
| Employment: 60 | | HOURLY: | \$23.63 | \$17.67 | \$21.79 | \$23.73 | \$25.18 |
| Region 5 | | ANNUAL: | \$51,940 | \$39,920 | \$50,740 | \$50,810 | \$54,370 |
| Employment: 110 | | HOURLY: | \$24.97 | \$19.19 | \$24.40 | \$24.43 | \$26.14 |
| Region 6 | | ANNUAL: | \$49,070 | \$40,540 | \$46,100 | \$49,600 | \$54,000 |
| Employment: 90 | | HOURLY: | \$23.59 | \$19.49 | \$22.17 | \$23.84 | \$25.96 |
| Region 7 | | ANNUAL: | \$50,110 | \$43,710 | \$45,920 | \$50,150 | \$53,270 |
| Employment: 150 | | HOURLY: | \$24.09 | \$21.01 | \$22.08 | \$24.11 | \$25.61 |
| Region 8 | | ANNUAL: | \$54,820 | \$45,770 | \$48,940 | \$52,060 | \$60,840 |
| Employment: 110 | | HOURLY: | \$26.35 | \$22.00 | \$23.53 | \$25.03 | \$29.25 |
| Bismarck, ND MetroSA | | ANNUAL: | \$50,480 | \$40,630 | \$45,420 | \$51,730 | \$53,260 |
| Employment: 120 | | HOURLY: | \$24.27 | \$19.53 | \$21.84 | \$24.87 | \$25.61 |
| Fargo, ND-MN MetroSA | | ANNUAL: | \$51,810 | \$39,740 | \$50,180 | \$50,810 | \$55,870 |
| Employment: 150 | | HOURLY: | \$24.91 | \$19.11 | \$24.13 | \$24.43 | \$26.86 |
| Grand Forks, ND-MN MetroSA | | ANNUAL: | \$51,900 | \$39,630 | \$49,130 | \$52,370 | \$56,690 |
| Employment: 90 | | HOURLY: | \$24.95 | \$19.05 | \$23.62 | \$25.18 | \$27.25 |
| West ND Nonmetro Area | | ANNUAL: | \$52,090 | \$45,590 | \$48,530 | \$49,160 | \$57,490 |
| Employment: 330 | | HOURLY: | \$25.04 | \$21.92 | \$23.33 | \$23.64 | \$27.64 |
| East ND Nonmetro Area | | ANNUAL: | \$49,360 | \$39,020 | \$46,070 | \$49,600 | \$54,000 |
| Employment: 190 | | HOURLY: | \$23.73 | \$18.76 | \$22.15 | \$23.85 | \$25.96 |

47-4071 Septic Tank Servicers and Sewer Pipe Cleaners**Alternate Job Title(s):** Electric Sewer Cleaning Machine Operator; Septic Tank Cleaner; Sewage Screen Operator

Clean and repair septic tanks, sewer lines, or drains. May patch walls and partitions of tank, replace damaged drain tile, or repair breaks in underground piping.

| | | | | | | | |
|------------------------------|--|---------|----------|----------|----------|----------|----------|
| North Dakota | | ANNUAL: | \$51,030 | \$34,800 | \$36,500 | \$52,560 | \$62,280 |
| Employment: 60 | | HOURLY: | \$24.53 | \$16.73 | \$17.55 | \$25.27 | \$29.94 |
| Region 2 | | ANNUAL: | \$47,770 | \$33,170 | \$35,870 | \$52,540 | \$52,990 |
| Employment: 20 | | HOURLY: | \$22.97 | \$15.95 | \$17.25 | \$25.26 | \$25.48 |
| West ND Nonmetro Area | | ANNUAL: | \$49,080 | \$33,170 | \$36,190 | \$52,540 | \$60,600 |
| Employment: 40 | | HOURLY: | \$23.60 | \$15.95 | \$17.40 | \$25.26 | \$29.14 |

'N/A' indicates data or information cannot be released due to reliability, availability, or confidentiality restrictions. Since a portion of substate employment is not attributed to a region, substate areas will NOT add up to statewide totals. Rounding and the absence of suppressed data may also affect additivity.

| | | | WAGE ESTIMATES | | | | | |
|--|-----|---------|-------------------|--------------------|--------------------|--------------------------------|--------------------|--------------------|
| | | | Average (Mean) | 10th Percentile | 25th Percentile | 50th Percentile (Median) | 75th Percentile | 90th Percentile |
| 47-4090 Miscellaneous Construction and Related Workers | | | | | | | | |
| Alternate Job Title(s): Concrete Pavement Installer; Paving Stone Installer; Aluminum Pool Installer; Waterproofer | | | | | | | | |
| Lay out, cut, and place segmental paving units. Includes all other construction and related workers not listed separately. | | | | | | | | |
| North Dakota | | ANNUAL: | \$56,580 | \$36,240 | \$42,570 | \$52,920 | \$67,130 | \$81,340 |
| Employment: | 250 | HOURLY: | \$27.20 | \$17.42 | \$20.47 | \$25.44 | \$32.27 | \$39.11 |
| Region 1 | | ANNUAL: | \$62,320 | \$32,930 | \$50,210 | \$61,030 | \$64,490 | \$84,870 |
| Employment: | 40 | HOURLY: | \$29.96 | \$15.83 | \$24.14 | \$29.34 | \$31.00 | \$40.80 |
| Region 2 | | ANNUAL: | \$66,160 | \$38,910 | \$60,360 | \$62,410 | \$80,850 | \$82,360 |
| Employment: | 30 | HOURLY: | \$31.81 | \$18.71 | \$29.02 | \$30.01 | \$38.87 | \$39.60 |
| Region 4 | | ANNUAL: | \$54,260 | \$37,780 | \$42,570 | \$54,720 | \$62,600 | \$72,440 |
| Employment: | 20 | HOURLY: | \$26.09 | \$18.16 | \$20.47 | \$26.31 | \$30.10 | \$34.83 |
| Region 5 | | ANNUAL: | \$53,660 | \$37,160 | \$41,820 | \$51,320 | \$68,020 | \$77,620 |
| Employment: | 80 | HOURLY: | \$25.80 | \$17.87 | \$20.11 | \$24.67 | \$32.70 | \$37.32 |
| Region 6 | | ANNUAL: | \$55,290 | \$38,910 | \$41,380 | \$42,570 | \$58,690 | \$84,880 |
| Employment: | 10 | HOURLY: | \$26.58 | \$18.71 | \$19.89 | \$20.47 | \$28.22 | \$40.81 |
| Region 7 | | ANNUAL: | \$51,590 | \$35,680 | \$37,470 | \$47,230 | \$58,690 | \$77,650 |
| Employment: | 40 | HOURLY: | \$24.80 | \$17.15 | \$18.01 | \$22.71 | \$28.22 | \$37.33 |
| Region 8 | | ANNUAL: | \$56,290 | \$38,060 | \$40,510 | \$52,240 | \$72,510 | \$81,340 |
| Employment: | 10 | HOURLY: | \$27.06 | \$18.30 | \$19.47 | \$25.12 | \$34.86 | \$39.11 |
| Fargo, ND-MN MetroSA | | ANNUAL: | \$53,400 | \$35,600 | \$38,230 | \$51,320 | \$68,010 | \$77,590 |
| Employment: | 80 | HOURLY: | \$25.67 | \$17.12 | \$18.38 | \$24.67 | \$32.70 | \$37.31 |
| Grand Forks, ND-MN MetroSA | | ANNUAL: | \$53,260 | \$36,940 | \$41,750 | \$54,720 | \$62,600 | \$72,440 |
| Employment: | 20 | HOURLY: | \$25.61 | \$17.76 | \$20.07 | \$26.31 | \$30.10 | \$34.83 |
| West ND Nonmetro Area | | ANNUAL: | \$61,770 | \$38,060 | \$50,210 | \$61,030 | \$74,620 | \$82,860 |
| Employment: | 90 | HOURLY: | \$29.70 | \$18.30 | \$24.14 | \$29.34 | \$35.88 | \$39.84 |
| East ND Nonmetro Area | | ANNUAL: | \$56,370 | \$38,910 | \$42,570 | \$42,570 | \$80,840 | \$84,870 |
| Employment: | 30 | HOURLY: | \$27.10 | \$18.71 | \$20.47 | \$20.47 | \$38.87 | \$40.81 |

47-5011 Derrick Operators, Oil and Gas**Alternate Job Title(s):** Fracturing Derrick Operator; Rotary Derrick Operator; Well Service Derrick Worker

Rig derrick equipment and operate pumps to circulate mud or fluid through drill hole.

| | | | | | | | | |
|------------------------------|-----|---------|----------|----------|----------|----------|----------|----------|
| North Dakota | | ANNUAL: | \$62,300 | \$59,900 | \$60,500 | \$61,740 | \$63,740 | \$65,960 |
| Employment: | 650 | HOURLY: | \$29.95 | \$28.80 | \$29.09 | \$29.68 | \$30.65 | \$31.71 |
| Region 1 | | ANNUAL: | \$62,160 | \$60,010 | \$60,020 | \$61,570 | \$63,650 | \$65,960 |
| Employment: | 340 | HOURLY: | \$29.88 | \$28.85 | \$28.86 | \$29.60 | \$30.60 | \$31.71 |
| Region 2 | | ANNUAL: | \$61,330 | \$59,030 | \$60,500 | \$60,930 | \$62,070 | \$63,750 |
| Employment: | 140 | HOURLY: | \$29.48 | \$28.38 | \$29.09 | \$29.29 | \$29.84 | \$30.65 |
| Region 8 | | ANNUAL: | \$63,520 | \$60,020 | \$61,300 | \$63,710 | \$65,730 | \$65,750 |
| Employment: | 170 | HOURLY: | \$30.54 | \$28.85 | \$29.47 | \$30.63 | \$31.60 | \$31.61 |
| West ND Nonmetro Area | | ANNUAL: | \$62,320 | \$60,010 | \$60,500 | \$61,870 | \$63,740 | \$65,960 |
| Employment: | 640 | HOURLY: | \$29.96 | \$28.85 | \$29.09 | \$29.74 | \$30.65 | \$31.71 |

'N/A' indicates data or information cannot be released due to reliability, availability, or confidentiality restrictions. Since a portion of substate employment is not attributed to a region, substate areas will NOT add up to statewide totals. Rounding and the absence of suppressed data may also affect additivity.

| | | WAGE ESTIMATES | | | | | |
|--|--|-------------------|--------------------|--------------------|--------------------------------|--------------------|--------------------|
| | | Average (Mean) | 10th Percentile | 25th Percentile | 50th Percentile (Median) | 75th Percentile | 90th Percentile |
| 47-5012 Rotary Drill Operators, Oil and Gas | | | | | | | |
| Alternate Job Title(s): Fracturing Rotary Drill Operator; Oil Well Cable Tool Operator; Oil Well Driller | | | | | | | |
| Set up or operate a variety of drills to remove underground oil and gas, or remove core samples for testing during oil and gas exploration. Excludes Earth Drillers, Except Oil and Gas (47-5023). | | | | | | | |
| North Dakota | | ANNUAL: | \$76,610 | \$56,230 | \$66,880 | \$75,360 | \$76,480 |
| Employment: 200 | | HOURLY: | \$36.83 | \$27.03 | \$32.15 | \$36.23 | \$36.77 |
| Region 1 | | ANNUAL: | \$82,660 | \$56,240 | \$75,360 | \$76,330 | \$76,480 |
| Employment: 100 | | HOURLY: | \$39.74 | \$27.04 | \$36.23 | \$36.70 | \$36.77 |
| Region 2 | | ANNUAL: | \$69,860 | \$52,330 | \$61,290 | \$75,350 | \$76,330 |
| Employment: 30 | | HOURLY: | \$33.58 | \$25.16 | \$29.46 | \$36.23 | \$36.70 |
| Region 8 | | ANNUAL: | \$73,370 | \$56,230 | \$75,350 | \$75,360 | \$76,310 |
| Employment: 70 | | HOURLY: | \$35.28 | \$27.03 | \$36.22 | \$36.23 | \$36.69 |
| West ND Nonmetro Area | | ANNUAL: | \$77,420 | \$56,230 | \$72,130 | \$75,390 | \$76,480 |
| Employment: 190 | | HOURLY: | \$37.22 | \$27.03 | \$34.68 | \$36.25 | \$36.77 |

47-5013 Service Unit Operators, Oil and Gas**Alternate Job Title(s):** Well Servicing Rig Operator

Operate equipment to increase oil flow from producing wells or to remove stuck pipe, casing, tools, or other obstructions from drilling wells. Includes fishing-tool technicians.

| | | | | | | | |
|------------------------------|--|----------------|----------|----------|----------|----------|----------|
| North Dakota | | ANNUAL: | \$62,970 | \$39,470 | \$48,420 | \$62,290 | \$73,830 |
| Employment: 2,620 | | HOURLY: | \$30.27 | \$18.97 | \$23.28 | \$29.95 | \$35.50 |
| Region 1 | | ANNUAL: | \$63,320 | \$42,390 | \$49,630 | \$61,660 | \$73,530 |
| Employment: 1,630 | | HOURLY: | \$30.44 | \$20.38 | \$23.86 | \$29.64 | \$35.35 |
| Region 2 | | ANNUAL: | \$62,580 | \$36,370 | \$48,200 | \$63,960 | \$73,850 |
| Employment: 450 | | HOURLY: | \$30.09 | \$17.48 | \$23.17 | \$30.75 | \$35.51 |
| Region 8 | | ANNUAL: | \$64,070 | \$47,030 | \$49,820 | \$65,250 | \$74,620 |
| Employment: 470 | | HOURLY: | \$30.80 | \$22.61 | \$23.95 | \$31.37 | \$35.88 |
| West ND Nonmetro Area | | ANNUAL: | \$63,290 | \$40,710 | \$48,620 | \$63,290 | \$73,850 |
| Employment: 2,550 | | HOURLY: | \$30.43 | \$19.57 | \$23.37 | \$30.43 | \$35.50 |

47-5022 Excavating and Loading Machine and Dragline Operators, Surface Mining**Alternate Job Title(s):** Mining Bulldozer Operator; Mining Shovel Operator

Operate or tend machinery at surface mining site, equipped with scoops, shovels, or buckets to excavate and load loose materials.

| | | | | | | | |
|------------------------------|--|----------------|----------|----------|----------|----------|-----------|
| North Dakota | | ANNUAL: | \$61,620 | \$42,530 | \$43,140 | \$48,850 | \$81,710 |
| Employment: 340 | | HOURLY: | \$29.63 | \$20.45 | \$20.74 | \$23.49 | \$39.28 |
| Region 2 | | ANNUAL: | \$46,280 | \$35,110 | \$43,200 | \$51,060 | \$51,070 |
| Employment: 40 | | HOURLY: | \$22.25 | \$16.88 | \$20.77 | \$24.55 | \$24.55 |
| Region 7 | | ANNUAL: | \$75,990 | \$43,140 | \$48,850 | \$81,340 | \$113,800 |
| Employment: 190 | | HOURLY: | \$36.53 | \$20.74 | \$23.49 | \$39.10 | \$54.71 |
| West ND Nonmetro Area | | ANNUAL: | \$73,990 | \$43,200 | \$48,850 | \$81,340 | \$113,800 |
| Employment: 180 | | HOURLY: | \$35.57 | \$20.77 | \$23.49 | \$39.10 | \$54.71 |
| East ND Nonmetro Area | | ANNUAL: | \$42,800 | \$35,100 | \$43,200 | \$43,820 | \$43,820 |
| Employment: N/A | | HOURLY: | \$20.58 | \$16.88 | \$20.77 | \$21.07 | \$21.07 |

'N/A' indicates data or information cannot be released due to reliability, availability, or confidentiality restrictions. Since a portion of substate employment is not attributed to a region, substate areas will NOT add up to statewide totals. Rounding and the absence of suppressed data may also affect additivity.

| | | | WAGE ESTIMATES | | | | | |
|---|-----|----------------|-------------------|--------------------|--------------------|--------------------------------|--------------------|--------------------|
| | | | Average (Mean) | 10th Percentile | 25th Percentile | 50th Percentile (Median) | 75th Percentile | 90th Percentile |
| 47-5023 Earth Drillers, Except Oil and Gas | | | | | | | | |
| Alternate Job Title(s): Blast Hole Driller; Churn Driller; Earth Auger Operator | | | | | | | | |
| Operate a variety of drills such as rotary, churn, and pneumatic to tap subsurface water and salt deposits, to remove core samples during mineral exploration or soil testing, and to facilitate the use of explosives in mining or construction. Includes horizontal and earth boring machine operators. | | | | | | | | |
| North Dakota | | ANNUAL: | \$54,310 | \$35,300 | \$47,540 | \$49,920 | \$66,490 | \$74,260 |
| Employment: | 180 | HOURLY: | \$26.11 | \$16.97 | \$22.86 | \$24.00 | \$31.97 | \$35.70 |
| Region 5 | | ANNUAL: | \$54,370 | \$36,350 | \$47,380 | \$49,180 | \$59,220 | \$73,610 |
| Employment: | 60 | HOURLY: | \$26.14 | \$17.48 | \$22.78 | \$23.64 | \$28.47 | \$35.39 |
| Region 7 | | ANNUAL: | \$57,710 | \$45,260 | \$47,950 | \$55,840 | \$68,500 | \$74,590 |
| Employment: | 40 | HOURLY: | \$27.74 | \$21.76 | \$23.05 | \$26.84 | \$32.93 | \$35.86 |
| Region 8 | | ANNUAL: | \$47,230 | \$32,080 | \$36,350 | \$45,970 | \$50,070 | \$68,500 |
| Employment: | 20 | HOURLY: | \$22.71 | \$15.42 | \$17.48 | \$22.10 | \$24.07 | \$32.93 |
| Bismarck, ND MetroSA | | ANNUAL: | \$55,820 | \$35,790 | \$47,540 | \$55,840 | \$66,740 | \$73,160 |
| Employment: | 30 | HOURLY: | \$26.84 | \$17.21 | \$22.86 | \$26.84 | \$32.09 | \$35.18 |
| Fargo, ND-MN MetroSA | | ANNUAL: | \$55,060 | \$46,950 | \$47,380 | \$49,180 | \$66,420 | \$73,600 |
| Employment: | 50 | HOURLY: | \$26.47 | \$22.57 | \$22.78 | \$23.65 | \$31.94 | \$35.39 |
| West ND Nonmetro Area | | ANNUAL: | \$53,710 | \$32,080 | \$45,970 | \$49,920 | \$68,490 | \$74,590 |
| Employment: | 50 | HOURLY: | \$25.82 | \$15.42 | \$22.10 | \$24.00 | \$32.93 | \$35.86 |

47-5071 Roustabouts, Oil and Gas**Alternate Job Title(s):** Gas Floorhand; Oil Field Roustabout; Oil Rig Roughneck

Assemble or repair oil field equipment using hand and power tools. Perform other tasks as needed.

| | | | | | | | | |
|------------------------------|--|----------------|----------|----------|----------|----------|----------|----------|
| North Dakota | | ANNUAL: | \$55,970 | \$49,720 | \$51,330 | \$57,530 | \$58,830 | \$62,160 |
| Employment: 2,220 | | HOURLY: | \$26.91 | \$23.91 | \$24.68 | \$27.66 | \$28.29 | \$29.89 |
| Region 1 | | ANNUAL: | \$55,870 | \$49,720 | \$51,130 | \$57,880 | \$58,830 | \$61,710 |
| Employment: 1,270 | | HOURLY: | \$26.86 | \$23.91 | \$24.58 | \$27.83 | \$28.29 | \$29.67 |
| Region 2 | | ANNUAL: | \$56,690 | \$50,660 | \$51,450 | \$56,660 | \$59,040 | \$63,780 |
| Employment: 400 | | HOURLY: | \$27.25 | \$24.36 | \$24.74 | \$27.24 | \$28.39 | \$30.66 |
| Region 8 | | ANNUAL: | \$57,000 | \$49,820 | \$51,640 | \$57,530 | \$58,700 | \$60,140 |
| Employment: 460 | | HOURLY: | \$27.40 | \$23.95 | \$24.83 | \$27.66 | \$28.22 | \$28.91 |
| West ND Nonmetro Area | | ANNUAL: | \$56,250 | \$49,760 | \$51,430 | \$57,530 | \$58,830 | \$61,710 |
| Employment: 2,130 | | HOURLY: | \$27.04 | \$23.92 | \$24.73 | \$27.66 | \$28.29 | \$29.67 |

47-5099 Extraction Workers, All Other**Alternate Job Title(s):** Mine Milling Worker; Mine Tailings Worker

All extraction workers not listed separately.

| | | | | | | | | |
|------------------------------|--|----------------|----------|----------|----------|----------|----------|----------|
| West ND Nonmetro Area | | ANNUAL: | \$49,980 | \$34,310 | \$34,310 | \$34,310 | \$72,800 | \$77,630 |
| Employment: 50 | | HOURLY: | \$24.03 | \$16.50 | \$16.50 | \$16.50 | \$35.00 | \$37.32 |

'N/A' indicates data or information cannot be released due to reliability, availability, or confidentiality restrictions. Since a portion of substate employment is not attributed to a region, substate areas will NOT add up to statewide totals. Rounding and the absence of suppressed data may also affect additivity.

| | | WAGE ESTIMATES | | | | | |
|--|---------|-------------------|--------------------|--------------------|--------------------------------|--------------------|--------------------|
| | | Average (Mean) | 10th Percentile | 25th Percentile | 50th Percentile (Median) | 75th Percentile | 90th Percentile |
| 49-0000 Installation, Maintenance, and Repair Occupations | | | | | | | |
| Alternate Job Title(s): N/A | | | | | | | |
| North Dakota Employment: 21,240 | ANNUAL: | \$59,810 | \$35,360 | \$44,640 | \$56,150 | \$73,510 | \$93,000 |
| | HOURLY: | \$28.75 | \$17.00 | \$21.46 | \$26.99 | \$35.34 | \$44.71 |
| Region 1 Employment: 2,590 | ANNUAL: | \$67,500 | \$37,600 | \$48,710 | \$61,680 | \$81,960 | \$103,180 |
| | HOURLY: | \$32.45 | \$18.08 | \$23.42 | \$29.65 | \$39.40 | \$49.61 |
| Region 2 Employment: 2,460 | ANNUAL: | \$63,020 | \$36,250 | \$45,900 | \$59,230 | \$80,100 | \$95,730 |
| | HOURLY: | \$30.30 | \$17.43 | \$22.07 | \$28.48 | \$38.51 | \$46.02 |
| Region 3 Employment: 710 | ANNUAL: | \$57,610 | \$35,090 | \$44,210 | \$54,680 | \$67,360 | \$83,790 |
| | HOURLY: | \$27.70 | \$16.87 | \$21.26 | \$26.29 | \$32.38 | \$40.28 |
| Region 4 Employment: 2,230 | ANNUAL: | \$54,750 | \$30,150 | \$38,170 | \$49,780 | \$64,160 | \$81,250 |
| | HOURLY: | \$26.32 | \$14.50 | \$18.35 | \$23.93 | \$30.84 | \$39.06 |
| Region 5 Employment: 6,290 | ANNUAL: | \$55,550 | \$35,380 | \$43,470 | \$52,410 | \$63,290 | \$80,090 |
| | HOURLY: | \$26.71 | \$17.01 | \$20.90 | \$25.20 | \$30.43 | \$38.51 |
| Region 6 Employment: 1,250 | ANNUAL: | \$58,810 | \$36,730 | \$44,520 | \$54,650 | \$68,310 | \$88,880 |
| | HOURLY: | \$28.27 | \$17.66 | \$21.40 | \$26.27 | \$32.84 | \$42.73 |
| Region 7 Employment: 3,930 | ANNUAL: | \$60,520 | \$34,910 | \$43,520 | \$54,860 | \$75,760 | \$101,810 |
| | HOURLY: | \$29.10 | \$16.78 | \$20.93 | \$26.38 | \$36.42 | \$48.95 |
| Region 8 Employment: 1,510 | ANNUAL: | \$63,610 | \$36,980 | \$46,880 | \$60,350 | \$77,930 | \$97,700 |
| | HOURLY: | \$30.58 | \$17.78 | \$22.54 | \$29.02 | \$37.46 | \$46.97 |
| Bismarck, ND MetroSA Employment: 3,200 | ANNUAL: | \$56,340 | \$33,790 | \$40,510 | \$51,350 | \$64,470 | \$84,750 |
| | HOURLY: | \$27.09 | \$16.25 | \$19.48 | \$24.69 | \$31.00 | \$40.74 |
| Fargo, ND-MN MetroSA Employment: 5,960 | ANNUAL: | \$54,900 | \$34,800 | \$41,640 | \$51,480 | \$62,610 | \$78,520 |
| | HOURLY: | \$26.39 | \$16.73 | \$20.02 | \$24.75 | \$30.10 | \$37.75 |
| Grand Forks, ND-MN MetroSA Employment: 2,310 | ANNUAL: | \$54,800 | \$30,100 | \$38,440 | \$50,520 | \$64,260 | \$81,050 |
| | HOURLY: | \$26.34 | \$14.47 | \$18.48 | \$24.29 | \$30.89 | \$38.97 |
| West ND Nonmetro Area Employment: 7,270 | ANNUAL: | \$66,320 | \$37,300 | \$47,340 | \$61,370 | \$82,250 | \$103,280 |
| | HOURLY: | \$31.89 | \$17.94 | \$22.76 | \$29.51 | \$39.54 | \$49.66 |
| East ND Nonmetro Area Employment: 3,280 | ANNUAL: | \$58,250 | \$36,610 | \$44,810 | \$56,150 | \$66,750 | \$84,520 |
| | HOURLY: | \$28.01 | \$17.60 | \$21.54 | \$26.99 | \$32.09 | \$40.63 |

'N/A' indicates data or information cannot be released due to reliability, availability, or confidentiality restrictions. Since a portion of substate employment is not attributed to a region, substate areas will NOT add up to statewide totals. Rounding and the absence of suppressed data may also affect additivity.

| | | WAGE ESTIMATES | | | | | |
|---|--|-------------------|--------------------|--------------------|--------------------------------|--------------------|--------------------|
| | | Average (Mean) | 10th Percentile | 25th Percentile | 50th Percentile (Median) | 75th Percentile | 90th Percentile |
| 49-1011 First-Line Supervisors of Mechanics, Installers, and Repairers | | | | | | | |
| Alternate Job Title(s): Automobile Body Repair Supervisor; Fleet Maintenance Supervisor; Railroad Car Repair Supervisor | | | | | | | |
| Directly supervise and coordinate the activities of mechanics, installers, and repairers. May also advise customers on recommended services. Excludes team or work leaders. | | | | | | | |
| North Dakota | | ANNUAL: | \$85,820 | \$54,280 | \$65,520 | \$81,200 | \$102,800 |
| Employment: 1,630 | | HOURLY: | \$41.26 | \$26.10 | \$31.50 | \$39.04 | \$49.43 |
| Region 1 | | ANNUAL: | \$103,030 | \$63,960 | \$79,350 | \$101,630 | \$121,600 |
| Employment: 220 | | HOURLY: | \$49.54 | \$30.75 | \$38.15 | \$48.86 | \$58.46 |
| Region 2 | | ANNUAL: | \$93,910 | \$62,300 | \$73,940 | \$94,430 | \$109,170 |
| Employment: 190 | | HOURLY: | \$45.15 | \$29.95 | \$35.55 | \$45.40 | \$52.48 |
| Region 3 | | ANNUAL: | \$82,300 | \$59,910 | \$65,860 | \$74,880 | \$100,820 |
| Employment: 50 | | HOURLY: | \$39.57 | \$28.80 | \$31.66 | \$36.00 | \$48.47 |
| Region 4 | | ANNUAL: | \$77,300 | \$51,700 | \$61,870 | \$73,740 | \$87,420 |
| Employment: 180 | | HOURLY: | \$37.16 | \$24.86 | \$29.75 | \$35.45 | \$42.03 |
| Region 5 | | ANNUAL: | \$77,340 | \$51,170 | \$62,860 | \$74,880 | \$90,680 |
| Employment: 450 | | HOURLY: | \$37.18 | \$24.60 | \$30.22 | \$36.00 | \$43.60 |
| Region 6 | | ANNUAL: | \$81,970 | \$52,000 | \$65,530 | \$78,890 | \$102,800 |
| Employment: 90 | | HOURLY: | \$39.41 | \$25.00 | \$31.50 | \$37.93 | \$49.42 |
| Region 7 | | ANNUAL: | \$84,460 | \$52,000 | \$61,800 | \$78,930 | \$104,920 |
| Employment: 280 | | HOURLY: | \$40.60 | \$25.00 | \$29.71 | \$37.94 | \$50.44 |
| Region 8 | | ANNUAL: | \$92,200 | \$62,710 | \$73,190 | \$91,610 | \$103,320 |
| Employment: 120 | | HOURLY: | \$44.33 | \$30.15 | \$35.19 | \$44.04 | \$49.67 |
| Bismarck, ND MetroSA | | ANNUAL: | \$80,690 | \$51,190 | \$60,880 | \$76,750 | \$98,610 |
| Employment: 230 | | HOURLY: | \$38.79 | \$24.61 | \$29.27 | \$36.90 | \$47.41 |
| Fargo, ND-MN MetroSA | | ANNUAL: | \$74,960 | \$51,170 | \$61,350 | \$73,710 | \$85,740 |
| Employment: 450 | | HOURLY: | \$36.04 | \$24.60 | \$29.50 | \$35.44 | \$41.22 |
| Grand Forks, ND-MN MetroSA | | ANNUAL: | \$76,380 | \$50,480 | \$59,420 | \$73,260 | \$91,310 |
| Employment: 200 | | HOURLY: | \$36.72 | \$24.27 | \$28.57 | \$35.22 | \$43.90 |
| West ND Nonmetro Area | | ANNUAL: | \$97,720 | \$62,780 | \$76,590 | \$96,720 | \$113,710 |
| Employment: 580 | | HOURLY: | \$46.98 | \$30.18 | \$36.82 | \$46.50 | \$54.67 |
| East ND Nonmetro Area | | ANNUAL: | \$82,540 | \$54,600 | \$66,020 | \$78,990 | \$97,840 |
| Employment: 240 | | HOURLY: | \$39.68 | \$26.25 | \$31.74 | \$37.98 | \$47.04 |

'N/A' indicates data or information cannot be released due to reliability, availability, or confidentiality restrictions. Since a portion of substate employment is not attributed to a region, substate areas will NOT add up to statewide totals. Rounding and the absence of suppressed data may also affect additivity.

| | | | WAGE ESTIMATES | | | | | |
|---|--|---------|-------------------|--------------------|--------------------|--------------------------------|--------------------|--------------------|
| | | | Average (Mean) | 10th Percentile | 25th Percentile | 50th Percentile (Median) | 75th Percentile | 90th Percentile |
| 49-2011 Computer, Automated Teller, and Office Machine Repairers | | | | | | | | |
| Alternate Job Title(s): ATM Servicer; Cash Register Servicer; Data Processing Equipment Repairer | | | | | | | | |
| Repair, maintain, or install computers, word processing systems, automated teller machines, and electronic office machines, such as duplicating and fax machines. | | | | | | | | |
| North Dakota | | ANNUAL: | \$50,400 | \$35,830 | \$40,520 | \$51,810 | \$57,340 | \$66,660 |
| Employment: 250 | | HOURLY: | \$24.23 | \$17.23 | \$19.48 | \$24.91 | \$27.57 | \$32.05 |
| Region 2 | | ANNUAL: | \$52,830 | \$36,620 | \$42,320 | \$58,040 | \$60,400 | \$67,640 |
| Employment: 20 | | HOURLY: | \$25.40 | \$17.61 | \$20.34 | \$27.91 | \$29.04 | \$32.52 |
| Region 4 | | ANNUAL: | \$48,180 | \$31,680 | \$37,540 | \$50,490 | \$55,660 | \$65,660 |
| Employment: 30 | | HOURLY: | \$23.16 | \$15.23 | \$18.05 | \$24.27 | \$26.76 | \$31.57 |
| Region 5 | | ANNUAL: | \$48,270 | \$33,080 | \$37,390 | \$46,480 | \$57,100 | \$66,450 |
| Employment: 120 | | HOURLY: | \$23.21 | \$15.90 | \$17.98 | \$22.35 | \$27.45 | \$31.95 |
| Region 6 | | ANNUAL: | \$57,010 | \$41,530 | \$42,220 | \$53,160 | \$70,010 | \$70,010 |
| Employment: 10 | | HOURLY: | \$27.41 | \$19.97 | \$20.30 | \$25.56 | \$33.66 | \$33.66 |
| Region 7 | | ANNUAL: | \$52,080 | \$40,520 | \$51,130 | \$52,000 | \$56,450 | \$58,060 |
| Employment: 60 | | HOURLY: | \$25.04 | \$19.48 | \$24.58 | \$25.00 | \$27.14 | \$27.91 |
| Bismarck, ND MetroSA | | ANNUAL: | \$52,070 | \$40,520 | \$51,130 | \$52,000 | \$56,440 | \$58,060 |
| Employment: 60 | | HOURLY: | \$25.04 | \$19.48 | \$24.58 | \$25.00 | \$27.14 | \$27.91 |
| Fargo, ND-MN MetroSA | | ANNUAL: | \$47,070 | \$33,080 | \$37,010 | \$42,150 | \$56,320 | \$66,450 |
| Employment: 120 | | HOURLY: | \$22.63 | \$15.90 | \$17.80 | \$20.26 | \$27.08 | \$31.95 |
| Grand Forks, ND-MN MetroSA | | ANNUAL: | \$47,280 | \$31,680 | \$37,540 | \$50,490 | \$55,660 | \$65,660 |
| Employment: 30 | | HOURLY: | \$22.73 | \$15.23 | \$18.05 | \$24.28 | \$26.76 | \$31.57 |
| West ND Nonmetro Area | | ANNUAL: | \$54,830 | \$36,620 | \$49,300 | \$58,970 | \$63,990 | \$67,640 |
| Employment: N/A | | HOURLY: | \$26.36 | \$17.61 | \$23.70 | \$28.35 | \$30.76 | \$32.52 |
| East ND Nonmetro Area | | ANNUAL: | \$55,890 | \$41,530 | \$42,220 | \$57,340 | \$68,310 | \$70,120 |
| Employment: 20 | | HOURLY: | \$26.87 | \$19.97 | \$20.30 | \$27.57 | \$32.84 | \$33.71 |

49-2021 Radio, Cellular, and Tower Equipment Installers and Repairers**Alternate Job Title(s):** Radio Frequency Technician; Radio Mechanic; Two-Way Radio Technician

Repair, install, or maintain mobile or stationary radio transmitting, broadcasting, and receiving equipment, and two-way radio communications systems used in cellular telecommunications, mobile broadband, ship-to-shore, aircraft-to-ground communications, and radio equipment in service and emergency vehicles. May test and analyze network coverage.

| | | | | | | | | |
|------------------------------|--|----------------|----------|----------|----------|----------|----------|-----------|
| North Dakota | | ANNUAL: | \$70,360 | \$48,050 | \$61,140 | \$73,440 | \$74,760 | \$101,310 |
| Employment: 100 | | HOURLY: | \$33.83 | \$23.10 | \$29.40 | \$35.31 | \$35.94 | \$48.71 |
| Region 7 | | ANNUAL: | \$76,110 | \$48,050 | \$73,600 | \$73,600 | \$73,610 | \$101,310 |
| Employment: 20 | | HOURLY: | \$36.59 | \$23.10 | \$35.38 | \$35.38 | \$35.39 | \$48.71 |
| West ND Nonmetro Area | | ANNUAL: | \$64,440 | \$37,170 | \$48,800 | \$61,140 | \$74,760 | \$92,910 |
| Employment: 40 | | HOURLY: | \$30.98 | \$17.87 | \$23.46 | \$29.40 | \$35.94 | \$44.67 |

'N/A' indicates data or information cannot be released due to reliability, availability, or confidentiality restrictions. Since a portion of substate employment is not attributed to a region, substate areas will NOT add up to statewide totals. Rounding and the absence of suppressed data may also affect additivity.

| | | WAGE ESTIMATES | | | | | |
|---|--|-------------------|--------------------|--------------------|--------------------------------|--------------------|--------------------|
| | | Average (Mean) | 10th Percentile | 25th Percentile | 50th Percentile (Median) | 75th Percentile | 90th Percentile |
| 49-2022 Telecommunications Equipment Installers and Repairers, Except Line Installers | | | | | | | |
| Alternate Job Title(s): Fiber Optic Central Office Installer; Private Branch Exchange (PBX) Installer and Repairer | | | | | | | |
| Install, set up, rearrange, or remove switching, distribution, routing, and dialing equipment used in central offices or headends. Service or repair telephone, cable television, Internet, and other communications equipment on customers' property. May install communications equipment or communications wiring in buildings. Excludes Telecommunications Line Installers and Repairers (49-9052). | | | | | | | |
| North Dakota | | ANNUAL: | \$69,310 | \$46,780 | \$55,270 | \$70,030 | \$84,160 |
| Employment: 680 | | HOURLY: | \$33.32 | \$22.49 | \$26.57 | \$33.67 | \$40.46 |
| Region 1 | | ANNUAL: | \$80,920 | \$56,780 | \$80,100 | \$87,270 | \$90,330 |
| Employment: 30 | | HOURLY: | \$38.90 | \$27.30 | \$38.51 | \$41.96 | \$43.43 |
| Region 2 | | ANNUAL: | \$76,410 | \$47,520 | \$58,600 | \$84,160 | \$86,740 |
| Employment: 90 | | HOURLY: | \$36.74 | \$22.85 | \$28.17 | \$40.46 | \$41.70 |
| Region 4 | | ANNUAL: | \$65,180 | \$45,900 | \$50,010 | \$60,790 | \$82,460 |
| Employment: 70 | | HOURLY: | \$31.33 | \$22.07 | \$24.04 | \$29.23 | \$39.65 |
| Region 5 | | ANNUAL: | \$64,840 | \$46,620 | \$48,210 | \$59,330 | \$83,250 |
| Employment: 160 | | HOURLY: | \$31.17 | \$22.41 | \$23.18 | \$28.52 | \$40.03 |
| Region 6 | | ANNUAL: | \$69,250 | \$54,650 | \$54,650 | \$64,530 | \$83,770 |
| Employment: 50 | | HOURLY: | \$33.29 | \$26.27 | \$26.27 | \$31.03 | \$40.28 |
| Region 7 | | ANNUAL: | \$67,510 | \$46,550 | \$55,130 | \$63,140 | \$82,020 |
| Employment: 180 | | HOURLY: | \$32.45 | \$22.38 | \$26.50 | \$30.35 | \$39.43 |
| Bismarck, ND MetroSA | | ANNUAL: | \$63,140 | \$45,760 | \$48,600 | \$59,230 | \$80,870 |
| Employment: 140 | | HOURLY: | \$30.36 | \$22.00 | \$23.37 | \$28.48 | \$38.88 |
| Fargo, ND-MN MetroSA | | ANNUAL: | \$64,210 | \$46,620 | \$48,250 | \$59,330 | \$80,250 |
| Employment: 160 | | HOURLY: | \$30.87 | \$22.41 | \$23.20 | \$28.53 | \$38.58 |
| Grand Forks, ND-MN MetroSA | | ANNUAL: | \$65,190 | \$45,900 | \$51,320 | \$63,090 | \$77,110 |
| Employment: 80 | | HOURLY: | \$31.34 | \$22.07 | \$24.68 | \$30.33 | \$37.07 |
| West ND Nonmetro Area | | ANNUAL: | \$78,210 | \$55,330 | \$79,650 | \$84,160 | \$87,270 |
| Employment: 200 | | HOURLY: | \$37.60 | \$26.60 | \$38.29 | \$40.46 | \$41.96 |
| East ND Nonmetro Area | | ANNUAL: | \$70,310 | \$47,710 | \$58,750 | \$79,030 | \$83,790 |
| Employment: 120 | | HOURLY: | \$33.80 | \$22.94 | \$28.25 | \$38.00 | \$40.28 |

49-2091 Avionics Technicians**Alternate Job Title(s):** Aircraft Electrician; Aircraft Instrument Mechanic; Automatic Pilot Mechanic

Install, inspect, test, adjust, or repair avionics equipment, such as radar, radio, navigation, and missile control systems in aircraft or space vehicles.

| | | | | | | | |
|---------------------|--|---------|----------|----------|----------|----------|----------|
| North Dakota | | ANNUAL: | \$48,620 | \$28,740 | \$37,620 | \$41,700 | \$59,330 |
| Employment: 30 | | HOURLY: | \$23.38 | \$13.82 | \$18.09 | \$20.05 | \$28.52 |

'N/A' indicates data or information cannot be released due to reliability, availability, or confidentiality restrictions. Since a portion of substate employment is not attributed to a region, substate areas will NOT add up to statewide totals. Rounding and the absence of suppressed data may also affect additivity.

| | | | WAGE ESTIMATES | | | | | |
|--|-----|---------|-------------------|--------------------|--------------------|--------------------------------|--------------------|--------------------|
| | | | Average (Mean) | 10th Percentile | 25th Percentile | 50th Percentile (Median) | 75th Percentile | 90th Percentile |
| 49-2092 Electric Motor, Power Tool, and Related Repairers | | | | | | | | |
| Alternate Job Title(s): Armature Rewinder; Electrical Parts Reconditioner | | | | | | | | |
| Repair, maintain, or install electric motors, wiring, or switches. | | | | | | | | |
| North Dakota | | ANNUAL: | \$54,190 | \$40,580 | \$49,030 | \$57,300 | \$59,020 | \$59,950 |
| Employment: | N/A | HOURLY: | \$26.06 | \$19.51 | \$23.57 | \$27.55 | \$28.37 | \$28.82 |
| Region 5 | | ANNUAL: | \$54,390 | \$43,300 | \$49,030 | \$57,300 | \$58,900 | \$59,470 |
| Employment: | 80 | HOURLY: | \$26.15 | \$20.82 | \$23.57 | \$27.55 | \$28.32 | \$28.59 |
| Region 7 | | ANNUAL: | \$54,140 | \$40,590 | \$49,140 | \$57,780 | \$59,020 | \$59,020 |
| Employment: | 40 | HOURLY: | \$26.03 | \$19.51 | \$23.62 | \$27.78 | \$28.38 | \$28.38 |
| Bismarck, ND MetroSA | | ANNUAL: | \$54,250 | \$46,370 | \$49,140 | \$57,780 | \$59,020 | \$59,020 |
| Employment: | N/A | HOURLY: | \$26.08 | \$22.29 | \$23.63 | \$27.78 | \$28.38 | \$28.38 |

49-2094 Electrical and Electronics Repairers, Commercial and Industrial Equipment**Alternate Job Title(s):** Industrial Robotics Mechanic; Missile Pad Mechanic; Public Address System Mechanic

Repair, test, adjust, or install electronic equipment, such as industrial controls, transmitters, and antennas. Excludes Avionics Technicians (49-2091), Electrical and Electronics Installers and Repairers, Transportation Equipment (49-2093), and Electronic Equipment Installers and Repairers, Motor Vehicles (49-2096).

| | | | | | | | | |
|-----------------------------------|-----|---------|-----------|----------|----------|-----------|-----------|-----------|
| North Dakota | | ANNUAL: | \$89,580 | \$52,310 | \$67,120 | \$95,180 | \$109,570 | \$127,050 |
| Employment: | 350 | HOURLY: | \$43.07 | \$25.15 | \$32.27 | \$45.76 | \$52.68 | \$61.08 |
| Region 1 | | ANNUAL: | \$92,420 | \$66,870 | \$67,360 | \$97,870 | \$104,710 | \$127,060 |
| Employment: | 100 | HOURLY: | \$44.43 | \$32.15 | \$32.39 | \$47.05 | \$50.34 | \$61.09 |
| Region 2 | | ANNUAL: | \$99,200 | \$57,510 | \$95,370 | \$98,970 | \$127,040 | \$127,060 |
| Employment: | 30 | HOURLY: | \$47.69 | \$27.65 | \$45.85 | \$47.58 | \$61.08 | \$61.09 |
| Region 4 | | ANNUAL: | \$75,260 | \$48,250 | \$60,650 | \$69,970 | \$96,300 | \$109,620 |
| Employment: | 20 | HOURLY: | \$36.18 | \$23.20 | \$29.16 | \$33.64 | \$46.30 | \$52.70 |
| Region 5 | | ANNUAL: | \$69,360 | \$48,040 | \$55,990 | \$70,180 | \$80,090 | \$80,090 |
| Employment: | 60 | HOURLY: | \$33.35 | \$23.09 | \$26.92 | \$33.74 | \$38.51 | \$38.51 |
| Region 6 | | ANNUAL: | \$90,920 | \$86,440 | \$86,440 | \$86,440 | \$97,490 | \$116,190 |
| Employment: | N/A | HOURLY: | \$43.71 | \$41.56 | \$41.56 | \$41.56 | \$46.87 | \$55.86 |
| Region 7 | | ANNUAL: | \$92,920 | \$49,410 | \$63,590 | \$104,320 | \$109,570 | \$129,510 |
| Employment: | 90 | HOURLY: | \$44.67 | \$23.75 | \$30.57 | \$50.15 | \$52.68 | \$62.26 |
| Region 8 | | ANNUAL: | \$107,250 | \$72,540 | \$97,870 | \$100,050 | \$127,050 | \$127,050 |
| Employment: | 30 | HOURLY: | \$51.56 | \$34.87 | \$47.05 | \$48.10 | \$61.08 | \$61.08 |
| Bismarck, ND MetroSA | | ANNUAL: | \$74,060 | \$47,990 | \$50,590 | \$63,590 | \$97,670 | \$116,190 |
| Employment: | 40 | HOURLY: | \$35.61 | \$23.07 | \$24.32 | \$30.57 | \$46.96 | \$55.86 |
| Fargo, ND-MN MetroSA | | ANNUAL: | \$66,000 | \$48,030 | \$52,760 | \$62,250 | \$74,740 | \$82,060 |
| Employment: | 30 | HOURLY: | \$31.73 | \$23.09 | \$25.37 | \$29.93 | \$35.93 | \$39.45 |
| Grand Forks, ND-MN MetroSA | | ANNUAL: | \$75,050 | \$48,250 | \$64,260 | \$69,970 | \$96,300 | \$109,620 |
| Employment: | 20 | HOURLY: | \$36.08 | \$23.20 | \$30.90 | \$33.64 | \$46.30 | \$52.70 |
| West ND Nonmetro Area | | ANNUAL: | \$99,540 | \$66,870 | \$75,190 | \$99,890 | \$127,040 | \$127,070 |
| Employment: | 210 | HOURLY: | \$47.86 | \$32.15 | \$36.15 | \$48.03 | \$61.08 | \$61.09 |
| East ND Nonmetro Area | | ANNUAL: | \$79,450 | \$57,740 | \$75,630 | \$80,090 | \$86,440 | \$97,490 |
| Employment: | 50 | HOURLY: | \$38.20 | \$27.76 | \$36.36 | \$38.51 | \$41.56 | \$46.87 |

'N/A' indicates data or information cannot be released due to reliability, availability, or confidentiality restrictions. Since a portion of substate employment is not attributed to a region, substate areas will NOT add up to statewide totals. Rounding and the absence of suppressed data may also affect additivity.

| | | WAGE ESTIMATES | | | | | |
|---|--|-------------------|--------------------|--------------------|--------------------------------|--------------------|--------------------|
| | | Average (Mean) | 10th Percentile | 25th Percentile | 50th Percentile (Median) | 75th Percentile | 90th Percentile |
| 49-2095 Electrical and Electronics Repairers, Powerhouse, Substation, and Relay | | | | | | | |
| Alternate Job Title(s): Power Transformer Repairer; Powerhouse Electrician; Relay Technician | | | | | | | |
| Inspect, test, repair, or maintain electrical equipment in generating stations, substations, and in-service relays. | | | | | | | |
| North Dakota | | ANNUAL: | \$102,420 | \$85,560 | \$101,390 | \$104,310 | \$113,460 |
| Employment: 120 | | HOURLY: | \$49.24 | \$41.14 | \$48.75 | \$50.15 | \$54.55 |
| Region 4 | | ANNUAL: | \$104,720 | \$104,270 | \$104,270 | \$106,010 | \$115,340 |
| Employment: 20 | | HOURLY: | \$50.35 | \$50.13 | \$50.13 | \$50.97 | \$55.45 |
| Region 7 | | ANNUAL: | \$104,170 | \$85,520 | \$101,390 | \$102,650 | \$113,470 |
| Employment: 40 | | HOURLY: | \$50.08 | \$41.11 | \$48.74 | \$49.35 | \$54.55 |
| West ND Nonmetro Area | | ANNUAL: | \$106,120 | \$85,560 | \$102,990 | \$105,400 | \$115,250 |
| Employment: 40 | | HOURLY: | \$51.02 | \$41.14 | \$49.51 | \$50.67 | \$55.41 |

49-2096 Electronic Equipment Installers and Repairers, Motor Vehicles**Alternate Job Title(s):** Automotive Electrician; Car Alarm Installer; Car Stereo Installer; GPS Car Navigation Installer

Install, diagnose, or repair communications, sound, security, or navigation equipment in motor vehicles.

| | | | | | | | |
|-----------------------------|--|---------|----------|----------|----------|----------|----------|
| North Dakota | | ANNUAL: | \$41,730 | \$31,200 | \$38,970 | \$45,800 | \$46,450 |
| Employment: 90 | | HOURLY: | \$20.06 | \$15.00 | \$18.74 | \$22.02 | \$22.33 |
| Region 5 | | ANNUAL: | \$41,390 | \$31,130 | \$38,690 | \$44,840 | \$46,350 |
| Employment: 40 | | HOURLY: | \$19.90 | \$14.97 | \$18.60 | \$21.56 | \$22.28 |
| Region 7 | | ANNUAL: | \$41,100 | \$31,200 | \$39,430 | \$43,820 | \$46,450 |
| Employment: 20 | | HOURLY: | \$19.76 | \$15.00 | \$18.96 | \$21.07 | \$22.33 |
| Bismarck, ND MetroSA | | ANNUAL: | \$41,100 | \$31,200 | \$39,430 | \$43,820 | \$46,450 |
| Employment: 20 | | HOURLY: | \$19.76 | \$15.00 | \$18.96 | \$21.07 | \$22.33 |
| Fargo, ND-MN MetroSA | | ANNUAL: | \$42,980 | \$31,130 | \$39,350 | \$46,100 | \$46,450 |
| Employment: 40 | | HOURLY: | \$20.66 | \$14.97 | \$18.92 | \$22.17 | \$22.33 |

49-2097 Audiovisual Equipment Installers and Repairers**Alternate Job Title(s):** Electronic Musical Instrument Repairer; Home Theater Installer; Satellite Dish Installer; Wireless Internet Installer

Install, repair, or adjust audio or television receivers, stereo systems, camcorders, video systems, or other electronic entertainment equipment in homes or other venues. May perform routine maintenance. Excludes Audio and Video Technicians (27-4011).

| | | | | | | | |
|-----------------------------|--|---------|----------|----------|----------|----------|----------|
| North Dakota | | ANNUAL: | \$50,640 | \$39,350 | \$40,050 | \$46,190 | \$60,920 |
| Employment: 190 | | HOURLY: | \$24.35 | \$18.92 | \$19.26 | \$22.21 | \$29.29 |
| Region 5 | | ANNUAL: | \$53,020 | \$39,350 | \$43,720 | \$56,900 | \$60,910 |
| Employment: 100 | | HOURLY: | \$25.49 | \$18.92 | \$21.02 | \$27.36 | \$29.28 |
| Region 6 | | ANNUAL: | \$50,980 | \$40,050 | \$40,050 | \$46,490 | \$66,750 |
| Employment: 10 | | HOURLY: | \$24.51 | \$19.26 | \$19.26 | \$22.35 | \$32.09 |
| Region 7 | | ANNUAL: | \$46,250 | \$23,520 | \$39,170 | \$44,880 | \$61,050 |
| Employment: 40 | | HOURLY: | \$22.23 | \$11.31 | \$18.83 | \$21.58 | \$29.35 |
| Bismarck, ND MetroSA | | ANNUAL: | \$46,250 | \$23,520 | \$39,170 | \$44,880 | \$61,050 |
| Employment: 40 | | HOURLY: | \$22.23 | \$11.31 | \$18.83 | \$21.58 | \$29.35 |
| Fargo, ND-MN MetroSA | | ANNUAL: | \$53,460 | \$39,350 | \$43,720 | \$60,750 | \$60,910 |
| Employment: 90 | | HOURLY: | \$25.70 | \$18.92 | \$21.02 | \$29.21 | \$29.28 |

'N/A' indicates data or information cannot be released due to reliability, availability, or confidentiality restrictions. Since a portion of substate employment is not attributed to a region, substate areas will NOT add up to statewide totals. Rounding and the absence of suppressed data may also affect additivity.

| | WAGE ESTIMATES | | | | | |
|--|-------------------|--------------------|--------------------|--------------------------------|--------------------|--------------------|
| | Average (Mean) | 10th Percentile | 25th Percentile | 50th Percentile (Median) | 75th Percentile | 90th Percentile |

49-2098 Security and Fire Alarm Systems Installers

Alternate Job Title(s): Burglar Alarm Installer; Fire Alarm Installer; Home Security Alarm Installer

Install, program, maintain, and repair security and fire alarm wiring and equipment. Ensure that work is in accordance with relevant codes. Excludes Electricians (47-2111) who do a broad range of electrical wiring.

| | | | | | | | | |
|-----------------------------|----|----------------|----------|----------|----------|----------|----------|----------|
| North Dakota | | ANNUAL: | \$51,330 | \$40,130 | \$46,280 | \$48,160 | \$59,230 | \$59,230 |
| Employment: | 60 | HOURLY: | \$24.68 | \$19.30 | \$22.25 | \$23.15 | \$28.48 | \$28.48 |
| Region 5 | | ANNUAL: | \$52,230 | \$40,160 | \$46,280 | \$59,230 | \$59,230 | \$59,230 |
| Employment: | 50 | HOURLY: | \$25.11 | \$19.31 | \$22.25 | \$28.48 | \$28.48 | \$28.48 |
| Fargo, ND-MN MetroSA | | ANNUAL: | \$52,060 | \$40,190 | \$46,280 | \$50,290 | \$59,230 | \$59,230 |
| Employment: | 50 | HOURLY: | \$25.03 | \$19.32 | \$22.25 | \$24.18 | \$28.48 | \$28.48 |

49-3011 Aircraft Mechanics and Service Technicians

Alternate Job Title(s): Aircraft Engine Specialist; Airframe Mechanic; Flight Test Mechanic; Helicopter Engine Mechanic

Diagnose, adjust, repair, or overhaul aircraft engines and assemblies, such as hydraulic and pneumatic systems. Excludes Avionics Technicians (49-2091).

| | | | | | | | | |
|-----------------------------------|-----|----------------|----------|----------|----------|----------|----------|-----------|
| North Dakota | | ANNUAL: | \$63,410 | \$40,250 | \$48,710 | \$61,890 | \$81,170 | \$85,600 |
| Employment: | 240 | HOURLY: | \$30.49 | \$19.35 | \$23.42 | \$29.76 | \$39.03 | \$41.16 |
| Region 2 | | ANNUAL: | \$66,380 | \$41,470 | \$43,410 | \$81,180 | \$81,210 | \$82,770 |
| Employment: | 50 | HOURLY: | \$31.91 | \$19.94 | \$20.87 | \$39.03 | \$39.04 | \$39.79 |
| Region 4 | | ANNUAL: | \$55,400 | \$40,250 | \$40,260 | \$56,010 | \$62,990 | \$76,890 |
| Employment: | 50 | HOURLY: | \$26.63 | \$19.35 | \$19.35 | \$26.93 | \$30.28 | \$36.96 |
| Region 5 | | ANNUAL: | \$60,770 | \$36,750 | \$50,830 | \$61,270 | \$73,350 | \$82,870 |
| Employment: | 70 | HOURLY: | \$29.22 | \$17.67 | \$24.44 | \$29.45 | \$35.27 | \$39.84 |
| Region 7 | | ANNUAL: | \$73,020 | \$40,800 | \$53,580 | \$73,510 | \$93,580 | \$100,780 |
| Employment: | 50 | HOURLY: | \$35.11 | \$19.62 | \$25.76 | \$35.34 | \$44.99 | \$48.45 |
| Bismarck, ND MetroSA | | ANNUAL: | \$73,170 | \$40,800 | \$53,580 | \$77,080 | \$93,580 | \$100,780 |
| Employment: | 50 | HOURLY: | \$35.18 | \$19.62 | \$25.76 | \$37.06 | \$44.99 | \$48.45 |
| Fargo, ND-MN MetroSA | | ANNUAL: | \$60,770 | \$36,750 | \$50,830 | \$61,270 | \$71,760 | \$82,870 |
| Employment: | 60 | HOURLY: | \$29.22 | \$17.67 | \$24.44 | \$29.46 | \$34.50 | \$39.84 |
| Grand Forks, ND-MN MetroSA | | ANNUAL: | \$55,530 | \$40,250 | \$40,250 | \$56,010 | \$62,990 | \$76,890 |
| Employment: | 50 | HOURLY: | \$26.70 | \$19.35 | \$19.35 | \$26.93 | \$30.28 | \$36.97 |
| West ND Nonmetro Area | | ANNUAL: | \$65,130 | \$41,470 | \$43,410 | \$74,670 | \$81,210 | \$82,770 |
| Employment: | 70 | HOURLY: | \$31.31 | \$19.94 | \$20.87 | \$35.90 | \$39.04 | \$39.79 |

'N/A' indicates data or information cannot be released due to reliability, availability, or confidentiality restrictions. Since a portion of substate employment is not attributed to a region, substate areas will NOT add up to statewide totals. Rounding and the absence of suppressed data may also affect additivity.

| | | | WAGE ESTIMATES | | | | | | |
|--|-----|--|-------------------|--------------------|--------------------|--------------------------------|--------------------|--------------------|----------|
| | | | Average (Mean) | 10th Percentile | 25th Percentile | 50th Percentile (Median) | 75th Percentile | 90th Percentile | |
| 49-3021 Automotive Body and Related Repairers | | | | | | | | | |
| Alternate Job Title(s): Auto Body Customizer; Auto Bumper Straightener; Truck Body Repairer | | | | | | | | | |
| Repair and refinish automotive vehicle bodies and straighten vehicle frames. Excludes Automotive Glass Installers and Repairers (49-3022) and Coating, Painting, and Spraying Machine Setters, Operators, and Tenders (51-9124). | | | | | | | | | |
| North Dakota | | | ANNUAL: | \$54,660 | \$32,080 | \$38,640 | \$50,460 | \$64,480 | \$80,030 |
| Employment: | 600 | | HOURLY: | \$26.28 | \$15.42 | \$18.58 | \$24.26 | \$31.00 | \$38.48 |
| Region 1 | | | ANNUAL: | \$53,930 | \$24,710 | \$37,990 | \$60,360 | \$64,480 | \$79,200 |
| Employment: | 40 | | HOURLY: | \$25.93 | \$11.88 | \$18.27 | \$29.02 | \$31.00 | \$38.08 |
| Region 2 | | | ANNUAL: | \$55,860 | \$31,780 | \$37,990 | \$57,140 | \$64,360 | \$79,550 |
| Employment: | 90 | | HOURLY: | \$26.85 | \$15.28 | \$18.27 | \$27.47 | \$30.94 | \$38.25 |
| Region 3 | | | ANNUAL: | \$51,370 | \$32,070 | \$36,930 | \$45,110 | \$63,230 | \$76,850 |
| Employment: | 20 | | HOURLY: | \$24.70 | \$15.42 | \$17.75 | \$21.69 | \$30.40 | \$36.95 |
| Region 4 | | | ANNUAL: | \$56,310 | \$31,690 | \$37,140 | \$53,680 | \$76,260 | \$85,860 |
| Employment: | 80 | | HOURLY: | \$27.07 | \$15.24 | \$17.86 | \$25.81 | \$36.66 | \$41.28 |
| Region 5 | | | ANNUAL: | \$53,670 | \$37,130 | \$39,410 | \$48,580 | \$61,050 | \$78,450 |
| Employment: | 180 | | HOURLY: | \$25.80 | \$17.85 | \$18.95 | \$23.35 | \$29.35 | \$37.72 |
| Region 6 | | | ANNUAL: | \$51,600 | \$32,080 | \$36,730 | \$45,540 | \$64,470 | \$76,850 |
| Employment: | 60 | | HOURLY: | \$24.81 | \$15.42 | \$17.66 | \$21.89 | \$30.99 | \$36.95 |
| Region 7 | | | ANNUAL: | \$56,110 | \$37,140 | \$38,900 | \$54,080 | \$64,940 | \$92,620 |
| Employment: | 100 | | HOURLY: | \$26.97 | \$17.85 | \$18.70 | \$26.00 | \$31.22 | \$44.53 |
| Region 8 | | | ANNUAL: | \$56,470 | \$24,710 | \$39,640 | \$62,880 | \$65,670 | \$79,200 |
| Employment: | 40 | | HOURLY: | \$27.15 | \$11.88 | \$19.06 | \$30.23 | \$31.57 | \$38.08 |
| Bismarck, ND MetroSA | | | ANNUAL: | \$56,530 | \$37,130 | \$40,150 | \$54,080 | \$64,940 | \$92,620 |
| Employment: | 90 | | HOURLY: | \$27.18 | \$17.85 | \$19.31 | \$26.00 | \$31.22 | \$44.53 |
| Fargo, ND-MN MetroSA | | | ANNUAL: | \$53,660 | \$37,470 | \$40,430 | \$48,580 | \$60,480 | \$78,470 |
| Employment: | 170 | | HOURLY: | \$25.80 | \$18.02 | \$19.44 | \$23.35 | \$29.08 | \$37.73 |
| Grand Forks, ND-MN MetroSA | | | ANNUAL: | \$58,270 | \$31,690 | \$42,070 | \$56,510 | \$77,370 | \$85,860 |
| Employment: | 70 | | HOURLY: | \$28.02 | \$15.24 | \$20.23 | \$27.17 | \$37.20 | \$41.28 |
| West ND Nonmetro Area | | | ANNUAL: | \$55,400 | \$24,710 | \$37,990 | \$58,820 | \$65,490 | \$79,200 |
| Employment: | 180 | | HOURLY: | \$26.64 | \$11.88 | \$18.27 | \$28.28 | \$31.49 | \$38.08 |
| East ND Nonmetro Area | | | ANNUAL: | \$50,560 | \$32,070 | \$36,920 | \$45,540 | \$62,920 | \$76,850 |
| Employment: | 130 | | HOURLY: | \$24.31 | \$15.42 | \$17.75 | \$21.89 | \$30.25 | \$36.95 |

49-3022 Automotive Glass Installers and Repairers**Alternate Job Title(s):** Auto Glass Mechanic; Automotive Glazier; Windshield Installer

Replace or repair broken windshields and window glass in motor vehicles.

| | | | | | | | | |
|---------------------|--|----------------|----------|----------|----------|----------|----------|-----------|
| North Dakota | | ANNUAL: | N/A | N/A | N/A | N/A | N/A | N/A |
| Employment: 40 | | HOURLY: | N/A | N/A | N/A | N/A | N/A | N/A |
| Region 7 | | ANNUAL: | \$63,460 | \$36,730 | \$39,260 | \$41,800 | \$91,890 | \$133,880 |
| Employment: 10 | | HOURLY: | \$30.51 | \$17.66 | \$18.87 | \$20.10 | \$44.18 | \$64.37 |

'N/A' indicates data or information cannot be released due to reliability, availability, or confidentiality restrictions. Since a portion of substate employment is not attributed to a region, substate areas will NOT add up to statewide totals. Rounding and the absence of suppressed data may also affect additivity.

| | | | WAGE ESTIMATES | | | | | |
|--|---------|--|-------------------|--------------------|--------------------|--------------------------------|--------------------|--------------------|
| | | | Average (Mean) | 10th Percentile | 25th Percentile | 50th Percentile (Median) | 75th Percentile | 90th Percentile |
| 49-3023 Automotive Service Technicians and Mechanics | | | | | | | | |
| Alternate Job Title(s): Auto Transmission Specialist; Automotive Brake Technician; Automotive Fuel Injection Servicer; Hybrid Car Mechanic | | | | | | | | |
| Diagnose, adjust, repair, or overhaul automotive vehicles. Excludes Automotive Body and Related Repairers (49-3021), Bus and Truck Mechanics and Diesel Engine Specialists (49-3031), and Electronic Equipment Installers and Repairers, Motor Vehicles (49-2096). | | | | | | | | |
| North Dakota | ANNUAL: | | \$50,330 | \$32,950 | \$37,950 | \$47,000 | \$60,480 | \$73,070 |
| Employment: 2,160 | HOURLY: | | \$24.20 | \$15.84 | \$18.24 | \$22.60 | \$29.08 | \$35.13 |
| Region 1 | ANNUAL: | | \$53,150 | \$36,250 | \$39,890 | \$48,320 | \$63,010 | \$79,130 |
| Employment: 180 | HOURLY: | | \$25.55 | \$17.43 | \$19.18 | \$23.23 | \$30.29 | \$38.04 |
| Region 2 | ANNUAL: | | \$51,580 | \$31,420 | \$37,950 | \$47,710 | \$61,640 | \$78,600 |
| Employment: 310 | HOURLY: | | \$24.80 | \$15.11 | \$18.24 | \$22.94 | \$29.63 | \$37.79 |
| Region 3 | ANNUAL: | | \$48,570 | \$32,610 | \$38,420 | \$46,810 | \$56,950 | \$63,100 |
| Employment: 80 | HOURLY: | | \$23.35 | \$15.68 | \$18.47 | \$22.50 | \$27.38 | \$30.33 |
| Region 4 | ANNUAL: | | \$53,250 | \$31,370 | \$37,770 | \$47,300 | \$62,380 | \$80,450 |
| Employment: 230 | HOURLY: | | \$25.60 | \$15.08 | \$18.16 | \$22.74 | \$29.99 | \$38.68 |
| Region 5 | ANNUAL: | | \$49,330 | \$33,720 | \$37,740 | \$46,650 | \$59,260 | \$63,100 |
| Employment: 590 | HOURLY: | | \$23.71 | \$16.21 | \$18.15 | \$22.43 | \$28.49 | \$30.33 |
| Region 6 | ANNUAL: | | \$47,800 | \$34,840 | \$39,720 | \$45,900 | \$48,320 | \$63,090 |
| Employment: 190 | HOURLY: | | \$22.98 | \$16.75 | \$19.09 | \$22.06 | \$23.23 | \$30.33 |
| Region 7 | ANNUAL: | | \$48,450 | \$31,200 | \$37,720 | \$47,110 | \$58,950 | \$63,480 |
| Employment: 430 | HOURLY: | | \$23.29 | \$15.00 | \$18.14 | \$22.65 | \$28.34 | \$30.52 |
| Region 8 | ANNUAL: | | \$53,030 | \$34,840 | \$40,680 | \$47,710 | \$61,640 | \$79,120 |
| Employment: 160 | HOURLY: | | \$25.50 | \$16.75 | \$19.56 | \$22.94 | \$29.63 | \$38.04 |
| Bismarck, ND MetroSA | ANNUAL: | | \$48,560 | \$33,150 | \$37,720 | \$47,110 | \$58,950 | \$63,480 |
| Employment: 400 | HOURLY: | | \$23.35 | \$15.94 | \$18.14 | \$22.65 | \$28.34 | \$30.52 |
| Fargo, ND-MN MetroSA | ANNUAL: | | \$49,380 | \$30,650 | \$37,630 | \$46,640 | \$60,480 | \$64,330 |
| Employment: 590 | HOURLY: | | \$23.74 | \$14.74 | \$18.09 | \$22.42 | \$29.08 | \$30.93 |
| Grand Forks, ND-MN MetroSA | ANNUAL: | | \$52,090 | \$30,070 | \$37,440 | \$47,010 | \$61,250 | \$80,440 |
| Employment: 250 | HOURLY: | | \$25.04 | \$14.46 | \$18.00 | \$22.60 | \$29.45 | \$38.68 |
| West ND Nonmetro Area | ANNUAL: | | \$52,140 | \$34,840 | \$38,570 | \$47,710 | \$61,730 | \$78,770 |
| Employment: 670 | HOURLY: | | \$25.07 | \$16.75 | \$18.54 | \$22.94 | \$29.68 | \$37.87 |
| East ND Nonmetro Area | ANNUAL: | | \$48,190 | \$35,620 | \$39,710 | \$46,010 | \$50,000 | \$63,090 |
| Employment: 390 | HOURLY: | | \$23.17 | \$17.12 | \$19.09 | \$22.12 | \$24.04 | \$30.33 |

'N/A' indicates data or information cannot be released due to reliability, availability, or confidentiality restrictions. Since a portion of substate employment is not attributed to a region, substate areas will NOT add up to statewide totals. Rounding and the absence of suppressed data may also affect additivity.

| | | WAGE ESTIMATES | | | | | |
|---|-------------------|-------------------|--------------------|--------------------|--------------------------------|--------------------|--------------------|
| | | Average (Mean) | 10th Percentile | 25th Percentile | 50th Percentile (Median) | 75th Percentile | 90th Percentile |
| 49-3031 Bus and Truck Mechanics and Diesel Engine Specialists | | | | | | | |
| Alternate Job Title(s): Biodiesel Engine Specialist; Marine Diesel Technician; School Bus Mechanic; Tractor Trailer Mechanic | | | | | | | |
| Diagnose, adjust, repair, or overhaul buses and trucks, or maintain and repair any type of diesel engines. Includes mechanics working primarily with automobile or marine diesel engines. | | | | | | | |
| North Dakota | Employment: 1,210 | ANNUAL: | \$61,430 | \$47,280 | \$51,250 | \$61,430 | \$67,070 |
| | | HOURLY: | \$29.53 | \$22.73 | \$24.64 | \$29.53 | \$32.24 |
| Region 1 | Employment: 160 | ANNUAL: | \$65,990 | \$48,700 | \$58,830 | \$63,730 | \$75,580 |
| | | HOURLY: | \$31.73 | \$23.41 | \$28.29 | \$30.64 | \$36.34 |
| Region 2 | Employment: 120 | ANNUAL: | \$66,270 | \$48,790 | \$58,320 | \$63,730 | \$75,580 |
| | | HOURLY: | \$31.86 | \$23.46 | \$28.04 | \$30.64 | \$36.34 |
| Region 3 | Employment: 20 | ANNUAL: | \$57,870 | \$47,310 | \$51,130 | \$56,200 | \$64,680 |
| | | HOURLY: | \$27.82 | \$22.75 | \$24.58 | \$27.02 | \$31.09 |
| Region 4 | Employment: 110 | ANNUAL: | \$57,830 | \$42,840 | \$49,290 | \$59,860 | \$66,550 |
| | | HOURLY: | \$27.80 | \$20.60 | \$23.70 | \$28.78 | \$32.00 |
| Region 5 | Employment: 440 | ANNUAL: | \$58,820 | \$46,900 | \$50,770 | \$60,350 | \$64,100 |
| | | HOURLY: | \$28.28 | \$22.55 | \$24.41 | \$29.01 | \$30.82 |
| Region 6 | Employment: 40 | ANNUAL: | \$62,110 | \$49,470 | \$53,690 | \$63,080 | \$69,640 |
| | | HOURLY: | \$29.86 | \$23.79 | \$25.81 | \$30.33 | \$33.48 |
| Region 7 | Employment: 190 | ANNUAL: | \$59,740 | \$45,380 | \$48,830 | \$61,100 | \$66,430 |
| | | HOURLY: | \$28.72 | \$21.82 | \$23.48 | \$29.37 | \$31.94 |
| Region 8 | Employment: 120 | ANNUAL: | \$66,050 | \$50,370 | \$61,310 | \$64,770 | \$74,980 |
| | | HOURLY: | \$31.75 | \$24.22 | \$29.48 | \$31.14 | \$36.05 |
| Bismarck, ND MetroSA | Employment: 180 | ANNUAL: | \$59,180 | \$44,470 | \$48,830 | \$61,100 | \$66,430 |
| | | HOURLY: | \$28.45 | \$21.38 | \$23.48 | \$29.37 | \$31.94 |
| Fargo, ND-MN MetroSA | Employment: 470 | ANNUAL: | \$58,710 | \$44,150 | \$50,770 | \$60,350 | \$64,940 |
| | | HOURLY: | \$28.22 | \$21.23 | \$24.41 | \$29.01 | \$31.22 |
| Grand Forks, ND-MN MetroSA | Employment: 120 | ANNUAL: | \$58,240 | \$42,840 | \$48,810 | \$60,330 | \$67,170 |
| | | HOURLY: | \$28.00 | \$20.60 | \$23.47 | \$29.01 | \$32.29 |
| West ND Nonmetro Area | Employment: 410 | ANNUAL: | \$66,180 | \$49,470 | \$60,270 | \$64,350 | \$75,580 |
| | | HOURLY: | \$31.82 | \$23.79 | \$28.98 | \$30.94 | \$36.34 |
| East ND Nonmetro Area | Employment: 120 | ANNUAL: | \$58,840 | \$47,840 | \$51,150 | \$59,360 | \$63,590 |
| | | HOURLY: | \$28.29 | \$23.00 | \$24.59 | \$28.54 | \$30.57 |

'N/A' indicates data or information cannot be released due to reliability, availability, or confidentiality restrictions. Since a portion of substate employment is not attributed to a region, substate areas will NOT add up to statewide totals. Rounding and the absence of suppressed data may also affect additivity.

| | | | WAGE ESTIMATES | | | | | |
|---|-----|---------|-------------------|--------------------|--------------------|--------------------------------|--------------------|--------------------|
| | | | Average (Mean) | 10th Percentile | 25th Percentile | 50th Percentile (Median) | 75th Percentile | 90th Percentile |
| 49-3041 Farm Equipment Mechanics and Service Technicians | | | | | | | | |
| Alternate Job Title(s): Combine Mechanic; Dairy Equipment Repairer; Irrigation Equipment Mechanic | | | | | | | | |
| Diagnose, adjust, repair, or overhaul farm machinery and vehicles, such as tractors, harvesters, dairy equipment, and irrigation systems. Excludes Bus and Truck Mechanics and Diesel Engine Specialists (49-3031). | | | | | | | | |
| North Dakota | | ANNUAL: | \$59,130 | \$41,040 | \$46,630 | \$61,220 | \$64,330 | \$77,070 |
| Employment: | 750 | HOURLY: | \$28.43 | \$19.73 | \$22.42 | \$29.43 | \$30.93 | \$37.05 |
| Region 1 | | ANNUAL: | \$59,260 | \$38,470 | \$47,450 | \$61,590 | \$76,470 | \$76,700 |
| Employment: | 40 | HOURLY: | \$28.49 | \$18.50 | \$22.81 | \$29.61 | \$36.77 | \$36.87 |
| Region 2 | | ANNUAL: | \$61,070 | \$45,630 | \$47,480 | \$61,230 | \$65,940 | \$77,070 |
| Employment: | 130 | HOURLY: | \$29.36 | \$21.94 | \$22.83 | \$29.44 | \$31.70 | \$37.05 |
| Region 3 | | ANNUAL: | \$56,240 | \$45,630 | \$45,630 | \$61,220 | \$61,280 | \$74,860 |
| Employment: | 50 | HOURLY: | \$27.04 | \$21.94 | \$21.94 | \$29.43 | \$29.46 | \$35.99 |
| Region 4 | | ANNUAL: | \$59,680 | \$44,290 | \$46,630 | \$61,220 | \$63,740 | \$77,520 |
| Employment: | 80 | HOURLY: | \$28.69 | \$21.30 | \$22.42 | \$29.43 | \$30.65 | \$37.27 |
| Region 5 | | ANNUAL: | \$58,160 | \$38,550 | \$46,310 | \$60,400 | \$63,100 | \$76,500 |
| Employment: | 210 | HOURLY: | \$27.96 | \$18.53 | \$22.26 | \$29.04 | \$30.33 | \$36.78 |
| Region 6 | | ANNUAL: | \$58,780 | \$41,040 | \$46,090 | \$61,410 | \$62,960 | \$77,260 |
| Employment: | 120 | HOURLY: | \$28.26 | \$19.73 | \$22.16 | \$29.52 | \$30.27 | \$37.15 |
| Region 7 | | ANNUAL: | \$59,810 | \$39,180 | \$45,900 | \$61,620 | \$75,560 | \$77,400 |
| Employment: | 60 | HOURLY: | \$28.76 | \$18.84 | \$22.07 | \$29.63 | \$36.33 | \$37.21 |
| Region 8 | | ANNUAL: | \$59,990 | \$45,230 | \$46,980 | \$61,610 | \$65,370 | \$77,570 |
| Employment: | 50 | HOURLY: | \$28.84 | \$21.74 | \$22.59 | \$29.62 | \$31.43 | \$37.29 |
| Bismarck, ND MetroSA | | ANNUAL: | \$61,170 | \$39,180 | \$46,180 | \$62,550 | \$76,960 | \$77,400 |
| Employment: | 30 | HOURLY: | \$29.41 | \$18.84 | \$22.20 | \$30.07 | \$37.00 | \$37.21 |
| Fargo, ND-MN MetroSA | | ANNUAL: | \$57,600 | \$38,970 | \$47,250 | \$60,390 | \$62,120 | \$75,990 |
| Employment: | 230 | HOURLY: | \$27.69 | \$18.73 | \$22.71 | \$29.04 | \$29.86 | \$36.53 |
| Grand Forks, ND-MN MetroSA | | ANNUAL: | \$55,910 | \$39,020 | \$45,540 | \$55,020 | \$61,330 | \$77,610 |
| Employment: | 80 | HOURLY: | \$26.88 | \$18.76 | \$21.89 | \$26.45 | \$29.49 | \$37.31 |
| West ND Nonmetro Area | | ANNUAL: | \$60,250 | \$45,340 | \$46,980 | \$61,580 | \$65,600 | \$77,070 |
| Employment: | 250 | HOURLY: | \$28.96 | \$21.80 | \$22.59 | \$29.61 | \$31.54 | \$37.05 |
| East ND Nonmetro Area | | ANNUAL: | \$57,990 | \$41,040 | \$46,030 | \$61,280 | \$62,860 | \$77,260 |
| Employment: | 280 | HOURLY: | \$27.88 | \$19.73 | \$22.13 | \$29.46 | \$30.22 | \$37.15 |

'N/A' indicates data or information cannot be released due to reliability, availability, or confidentiality restrictions. Since a portion of substate employment is not attributed to a region, substate areas will NOT add up to statewide totals. Rounding and the absence of suppressed data may also affect additivity.

| | | WAGE ESTIMATES | | | | | |
|--|--|-------------------|--------------------|--------------------|--------------------------------|--------------------|--------------------|
| | | Average (Mean) | 10th Percentile | 25th Percentile | 50th Percentile (Median) | 75th Percentile | 90th Percentile |
| 49-3042 Mobile Heavy Equipment Mechanics, Except Engines | | | | | | | |
| Alternate Job Title(s): Bulldozer Mechanic; Construction Equipment Mechanic; Forklift Mechanic | | | | | | | |
| Diagnose, adjust, repair, or overhaul mobile mechanical, hydraulic, and pneumatic equipment, such as cranes, bulldozers, graders, and conveyors, used in construction, logging, and mining. Excludes Bus and Truck Mechanics and Diesel Engine Specialists (49-3031) and Rail Car Repairers (49-3043). | | | | | | | |
| North Dakota | | ANNUAL: | \$67,030 | \$47,330 | \$51,890 | \$63,520 | \$78,700 |
| Employment: 1,690 | | HOURLY: | \$32.23 | \$22.76 | \$24.95 | \$30.54 | \$37.84 |
| Region 1 | | ANNUAL: | \$65,550 | \$48,310 | \$50,940 | \$64,850 | \$77,410 |
| Employment: 320 | | HOURLY: | \$31.51 | \$23.22 | \$24.49 | \$31.18 | \$37.22 |
| Region 2 | | ANNUAL: | \$66,340 | \$43,510 | \$50,820 | \$63,500 | \$78,760 |
| Employment: 190 | | HOURLY: | \$31.89 | \$20.92 | \$24.43 | \$30.53 | \$37.86 |
| Region 3 | | ANNUAL: | \$60,590 | \$42,020 | \$49,260 | \$57,100 | \$77,040 |
| Employment: 50 | | HOURLY: | \$29.13 | \$20.20 | \$23.68 | \$27.45 | \$37.04 |
| Region 4 | | ANNUAL: | \$63,210 | \$42,240 | \$49,260 | \$61,180 | \$77,480 |
| Employment: 130 | | HOURLY: | \$30.39 | \$20.31 | \$23.68 | \$29.41 | \$37.25 |
| Region 5 | | ANNUAL: | \$64,130 | \$44,220 | \$52,870 | \$61,220 | \$77,120 |
| Employment: 360 | | HOURLY: | \$30.83 | \$21.26 | \$25.42 | \$29.43 | \$37.08 |
| Region 6 | | ANNUAL: | \$65,070 | \$40,560 | \$52,000 | \$66,700 | \$77,040 |
| Employment: 70 | | HOURLY: | \$31.28 | \$19.50 | \$25.00 | \$32.07 | \$37.04 |
| Region 7 | | ANNUAL: | \$75,920 | \$49,130 | \$58,800 | \$78,000 | \$92,930 |
| Employment: 380 | | HOURLY: | \$36.50 | \$23.62 | \$28.27 | \$37.50 | \$44.68 |
| Region 8 | | ANNUAL: | \$62,660 | \$47,520 | \$50,110 | \$60,350 | \$76,870 |
| Employment: 170 | | HOURLY: | \$30.12 | \$22.85 | \$24.09 | \$29.02 | \$36.96 |
| Bismarck, ND MetroSA | | ANNUAL: | \$69,610 | \$48,050 | \$53,560 | \$65,780 | \$79,730 |
| Employment: 250 | | HOURLY: | \$33.47 | \$23.10 | \$25.75 | \$31.62 | \$38.33 |
| Fargo, ND-MN MetroSA | | ANNUAL: | \$64,550 | \$43,880 | \$53,460 | \$62,020 | \$77,120 |
| Employment: 310 | | HOURLY: | \$31.03 | \$21.10 | \$25.70 | \$29.82 | \$37.08 |
| Grand Forks, ND-MN MetroSA | | ANNUAL: | \$63,210 | \$42,550 | \$51,830 | \$61,430 | \$79,460 |
| Employment: 120 | | HOURLY: | \$30.39 | \$20.46 | \$24.92 | \$29.54 | \$38.20 |
| West ND Nonmetro Area | | ANNUAL: | \$68,770 | \$48,310 | \$53,240 | \$64,870 | \$79,030 |
| Employment: 810 | | HOURLY: | \$33.06 | \$23.22 | \$25.60 | \$31.19 | \$38.00 |
| East ND Nonmetro Area | | ANNUAL: | \$62,360 | \$42,350 | \$49,260 | \$58,380 | \$77,030 |
| Employment: 210 | | HOURLY: | \$29.98 | \$20.36 | \$23.68 | \$28.07 | \$37.04 |

49-3043 Rail Car Repairers**Alternate Job Title(s):** Mine Car Mechanic; Streetcar Repairer; Subway Car Repairer; Trolley Car Overhauled

Diagnose, adjust, repair, or overhaul railroad rolling stock, mine cars, or mass transit rail cars. Excludes Bus and Truck Mechanics and Diesel Engine Specialists (49-3031).

| | | | | | | | |
|---------------------|--|---------|----------|----------|----------|----------|----------|
| North Dakota | | ANNUAL: | \$68,680 | \$45,690 | \$57,530 | \$70,790 | \$84,510 |
| Employment: 100 | | HOURLY: | \$33.02 | \$21.97 | \$27.66 | \$34.03 | \$40.63 |

'N/A' indicates data or information cannot be released due to reliability, availability, or confidentiality restrictions. Since a portion of substate employment is not attributed to a region, substate areas will NOT add up to statewide totals. Rounding and the absence of suppressed data may also affect additivity.

| | | | WAGE ESTIMATES | | | | | |
|--|--|----------------|-------------------|--------------------|--------------------|--------------------------------|--------------------|--------------------|
| | | | Average (Mean) | 10th Percentile | 25th Percentile | 50th Percentile (Median) | 75th Percentile | 90th Percentile |
| 49-3051 Motorboat Mechanics and Service Technicians | | | | | | | | |
| Alternate Job Title(s): Certified Marine Mechanic; Outboard Motor Mechanic | | | | | | | | |
| Repair and adjust electrical and mechanical equipment of inboard or inboard-outboard boat engines. Excludes Bus and Truck Mechanics and Diesel Engine Specialists (49-3031). | | | | | | | | |
| North Dakota | | ANNUAL: | \$53,110 | \$38,810 | \$47,720 | \$54,000 | \$59,790 | \$72,130 |
| Employment: 100 | | HOURLY: | \$25.53 | \$18.66 | \$22.94 | \$25.96 | \$28.75 | \$34.68 |
| Region 2 | | ANNUAL: | \$53,100 | \$28,850 | \$47,720 | \$51,700 | \$63,940 | \$73,540 |
| Employment: 20 | | HOURLY: | \$25.53 | \$13.87 | \$22.94 | \$24.86 | \$30.74 | \$35.36 |
| Region 5 | | ANNUAL: | \$54,960 | \$45,350 | \$49,660 | \$54,280 | \$59,740 | \$72,050 |
| Employment: 20 | | HOURLY: | \$26.42 | \$21.80 | \$23.87 | \$26.10 | \$28.72 | \$34.64 |
| Region 7 | | ANNUAL: | \$54,400 | \$40,130 | \$48,840 | \$54,890 | \$59,790 | \$73,170 |
| Employment: 40 | | HOURLY: | \$26.15 | \$19.29 | \$23.48 | \$26.39 | \$28.75 | \$35.18 |
| Bismarck, ND MetroSA | | ANNUAL: | \$54,610 | \$40,130 | \$49,160 | \$54,890 | \$59,790 | \$73,170 |
| Employment: 40 | | HOURLY: | \$26.26 | \$19.29 | \$23.64 | \$26.39 | \$28.75 | \$35.18 |
| Fargo, ND-MN MetroSA | | ANNUAL: | \$53,130 | \$38,020 | \$48,120 | \$53,880 | \$58,770 | \$72,040 |
| Employment: 30 | | HOURLY: | \$25.54 | \$18.28 | \$23.14 | \$25.90 | \$28.26 | \$34.64 |
| West ND Nonmetro Area | | ANNUAL: | \$52,570 | \$28,850 | \$40,310 | \$51,700 | \$63,940 | \$72,420 |
| Employment: 20 | | HOURLY: | \$25.27 | \$13.87 | \$19.38 | \$24.86 | \$30.74 | \$34.82 |

49-3052 Motorcycle Mechanics**Alternate Job Title(s):** All Terrain Vehicle Technician; Motor Scooter Mechanic; Motorcycle Service Technician

Diagnose, adjust, repair, or overhaul motorcycles, scooters, mopeds, dirt bikes, or similar motorized vehicles.

| | | | | | | | | |
|-----------------------------|--|----------------|----------|----------|----------|----------|----------|----------|
| North Dakota | | ANNUAL: | \$49,920 | \$35,280 | \$40,130 | \$50,280 | \$54,830 | \$64,310 |
| Employment: 70 | | HOURLY: | \$24.00 | \$16.96 | \$19.29 | \$24.17 | \$26.36 | \$30.92 |
| Region 5 | | ANNUAL: | \$49,270 | \$35,830 | \$47,120 | \$50,280 | \$53,920 | \$61,230 |
| Employment: 30 | | HOURLY: | \$23.69 | \$17.23 | \$22.65 | \$24.17 | \$25.92 | \$29.44 |
| Fargo, ND-MN MetroSA | | ANNUAL: | \$48,700 | \$30,260 | \$46,480 | \$50,280 | \$53,920 | \$54,850 |
| Employment: 20 | | HOURLY: | \$23.41 | \$14.55 | \$22.34 | \$24.17 | \$25.92 | \$26.37 |

'N/A' indicates data or information cannot be released due to reliability, availability, or confidentiality restrictions. Since a portion of substate employment is not attributed to a region, substate areas will NOT add up to statewide totals. Rounding and the absence of suppressed data may also affect additivity.

| | | | WAGE ESTIMATES | | | | | | |
|--|----|----------------|-------------------|--------------------|--------------------|--------------------------------|--------------------|--------------------|----------|
| | | | Average (Mean) | 10th Percentile | 25th Percentile | 50th Percentile (Median) | 75th Percentile | 90th Percentile | |
| 49-3053 Outdoor Power Equipment and Other Small Engine Mechanics | | | | | | | | | |
| Alternate Job Title(s): Golf Cart Mechanic; Lawn Mower Repairer; Mobility Scooter Repairer; Power Saw Mechanic | | | | | | | | | |
| Diagnose, adjust, repair, or overhaul small engines used to power lawn mowers, chain saws, recreational sporting equipment, and related equipment. | | | | | | | | | |
| North Dakota | | | ANNUAL: | \$46,140 | \$33,320 | \$37,400 | \$47,150 | \$51,180 | \$56,850 |
| Employment: | 90 | HOURLY: | \$22.18 | \$16.02 | \$17.98 | \$22.67 | \$24.61 | \$27.33 | |
| Region 4 | | | ANNUAL: | \$41,890 | \$33,320 | \$33,320 | \$43,460 | \$47,150 | \$50,580 |
| Employment: | 20 | HOURLY: | \$20.14 | \$16.02 | \$16.02 | \$20.90 | \$22.67 | \$24.32 | |
| Region 5 | | | ANNUAL: | \$46,770 | \$37,400 | \$43,150 | \$43,990 | \$51,050 | \$56,860 |
| Employment: | 30 | HOURLY: | \$22.48 | \$17.98 | \$20.74 | \$21.15 | \$24.54 | \$27.33 | |
| Fargo, ND-MN MetroSA | | | ANNUAL: | \$48,380 | \$37,400 | \$43,150 | \$47,720 | \$51,190 | \$65,940 |
| Employment: | 30 | HOURLY: | \$23.26 | \$17.98 | \$20.74 | \$22.94 | \$24.61 | \$31.70 | |
| Grand Forks, ND-MN MetroSA | | | ANNUAL: | \$42,440 | \$33,320 | \$33,320 | \$43,460 | \$47,150 | \$50,580 |
| Employment: | 20 | HOURLY: | \$20.41 | \$16.02 | \$16.02 | \$20.90 | \$22.67 | \$24.32 | |
| West ND Nonmetro Area | | | ANNUAL: | \$49,660 | \$34,320 | \$38,070 | \$49,410 | \$51,080 | \$76,000 |
| Employment: | 20 | HOURLY: | \$23.87 | \$16.50 | \$18.30 | \$23.76 | \$24.56 | \$36.54 | |
| East ND Nonmetro Area | | | ANNUAL: | \$47,810 | \$32,400 | \$38,070 | \$56,380 | \$56,390 | \$56,400 |
| Employment: | 10 | HOURLY: | \$22.99 | \$15.58 | \$18.30 | \$27.11 | \$27.11 | \$27.11 | |

49-3091 Bicycle Repairers**Alternate Job Title(s):** Bicycle Mechanic; Bicycle Service Technician

Repair and service bicycles.

| | | | | | | | | |
|-----------------------------|-----|----------------|----------|----------|----------|----------|----------|----------|
| North Dakota | | ANNUAL: | \$31,410 | \$18,960 | \$21,300 | \$30,180 | \$35,690 | \$49,760 |
| Employment: | 130 | HOURLY: | \$15.10 | \$9.12 | \$10.24 | \$14.51 | \$17.16 | \$23.92 |
| Region 5 | | ANNUAL: | \$32,170 | \$18,960 | \$21,560 | \$30,130 | \$35,620 | \$49,760 |
| Employment: | 40 | HOURLY: | \$15.47 | \$9.12 | \$10.36 | \$14.49 | \$17.12 | \$23.92 |
| Region 7 | | ANNUAL: | \$30,620 | \$19,050 | \$21,590 | \$30,180 | \$35,690 | \$49,860 |
| Employment: | 40 | HOURLY: | \$14.72 | \$9.16 | \$10.38 | \$14.51 | \$17.16 | \$23.97 |
| Fargo, ND-MN MetroSA | | ANNUAL: | \$32,080 | \$18,960 | \$21,560 | \$30,130 | \$35,620 | \$49,760 |
| Employment: | 50 | HOURLY: | \$15.42 | \$9.12 | \$10.37 | \$14.49 | \$17.13 | \$23.92 |

'N/A' indicates data or information cannot be released due to reliability, availability, or confidentiality restrictions. Since a portion of substate employment is not attributed to a region, substate areas will NOT add up to statewide totals. Rounding and the absence of suppressed data may also affect additivity.

| | | | WAGE ESTIMATES | | | | | | |
|--|-----|--|-------------------|--------------------|--------------------|--------------------------------|--------------------|--------------------|----------|
| | | | Average (Mean) | 10th Percentile | 25th Percentile | 50th Percentile (Median) | 75th Percentile | 90th Percentile | |
| 49-3092 Recreational Vehicle Service Technicians | | | | | | | | | |
| Alternate Job Title(s): Recreational Vehicle (RV) Repairer; RV Mechanic | | | | | | | | | |
| Diagnose, inspect, adjust, repair, or overhaul recreational vehicles including travel trailers. May specialize in maintaining gas, electrical, hydraulic, plumbing, or chassis/towing systems as well as repairing generators, appliances, and interior components. Includes workers who perform customized van conversions. Excludes Automotive Service Technicians and Mechanics (49-3023) and Bus and Truck Mechanics and Diesel Engine Specialists (49-3031) who also work on recreation vehicles. | | | | | | | | | |
| North Dakota | | | ANNUAL: | \$48,870 | \$37,640 | \$39,650 | \$49,410 | \$52,290 | \$59,150 |
| Employment: | 150 | | HOURLY: | \$23.49 | \$18.10 | \$19.06 | \$23.76 | \$25.14 | \$28.44 |
| Region 2 | | | ANNUAL: | \$48,620 | \$36,430 | \$39,140 | \$49,890 | \$52,570 | \$61,920 |
| Employment: | 30 | | HOURLY: | \$23.38 | \$17.52 | \$18.82 | \$23.98 | \$25.28 | \$29.77 |
| Region 5 | | | ANNUAL: | \$49,240 | \$36,980 | \$38,190 | \$49,040 | \$53,590 | \$64,280 |
| Employment: | 30 | | HOURLY: | \$23.67 | \$17.78 | \$18.36 | \$23.58 | \$25.76 | \$30.90 |
| Region 7 | | | ANNUAL: | \$47,970 | \$38,450 | \$41,820 | \$48,600 | \$50,270 | \$59,280 |
| Employment: | 50 | | HOURLY: | \$23.06 | \$18.48 | \$20.10 | \$23.36 | \$24.17 | \$28.50 |
| Region 8 | | | ANNUAL: | \$50,140 | \$38,870 | \$49,750 | \$52,290 | \$54,350 | \$57,020 |
| Employment: | 10 | | HOURLY: | \$24.10 | \$18.69 | \$23.92 | \$25.14 | \$26.13 | \$27.41 |
| Bismarck, ND MetroSA | | | ANNUAL: | \$47,790 | \$38,450 | \$41,810 | \$47,810 | \$50,270 | \$59,280 |
| Employment: | 40 | | HOURLY: | \$22.98 | \$18.48 | \$20.10 | \$22.99 | \$24.17 | \$28.50 |
| Fargo, ND-MN MetroSA | | | ANNUAL: | \$49,200 | \$36,970 | \$38,190 | \$48,840 | \$53,590 | \$64,280 |
| Employment: | 30 | | HOURLY: | \$23.66 | \$17.78 | \$18.36 | \$23.48 | \$25.77 | \$30.90 |
| West ND Nonmetro Area | | | ANNUAL: | \$49,330 | \$36,810 | \$39,640 | \$49,980 | \$52,650 | \$61,240 |
| Employment: | 50 | | HOURLY: | \$23.71 | \$17.70 | \$19.06 | \$24.03 | \$25.31 | \$29.44 |
| East ND Nonmetro Area | | | ANNUAL: | \$49,330 | \$38,240 | \$49,410 | \$49,860 | \$52,290 | \$58,000 |
| Employment: | 20 | | HOURLY: | \$23.72 | \$18.38 | \$23.76 | \$23.97 | \$25.14 | \$27.88 |

'N/A' indicates data or information cannot be released due to reliability, availability, or confidentiality restrictions. Since a portion of substate employment is not attributed to a region, substate areas will NOT add up to statewide totals. Rounding and the absence of suppressed data may also affect additivity.

| | | | WAGE ESTIMATES | | | | | |
|---|-----|---------|-------------------|--------------------|--------------------|--------------------------------|--------------------|--------------------|
| | | | Average (Mean) | 10th Percentile | 25th Percentile | 50th Percentile (Median) | 75th Percentile | 90th Percentile |
| 49-3093 Tire Repairers and Changers | | | | | | | | |
| Alternate Job Title(s): Tire Balancer; Tire Fixer | | | | | | | | |
| Repair and replace tires. | | | | | | | | |
| North Dakota | | ANNUAL: | \$36,860 | \$28,100 | \$30,380 | \$37,600 | \$39,610 | \$48,580 |
| Employment: | 290 | HOURLY: | \$17.72 | \$13.51 | \$14.60 | \$18.08 | \$19.04 | \$23.36 |
| Region 1 | | ANNUAL: | \$40,460 | \$30,120 | \$30,380 | \$39,690 | \$47,050 | \$48,800 |
| Employment: | 30 | HOURLY: | \$19.45 | \$14.48 | \$14.60 | \$19.08 | \$22.62 | \$23.46 |
| Region 4 | | ANNUAL: | \$36,260 | \$29,310 | \$29,750 | \$36,830 | \$38,000 | \$47,700 |
| Employment: | 40 | HOURLY: | \$17.43 | \$14.09 | \$14.30 | \$17.71 | \$18.27 | \$22.93 |
| Region 5 | | ANNUAL: | \$34,910 | \$22,090 | \$30,080 | \$35,800 | \$38,890 | \$44,970 |
| Employment: | 90 | HOURLY: | \$16.79 | \$10.62 | \$14.46 | \$17.21 | \$18.70 | \$21.62 |
| Region 6 | | ANNUAL: | \$33,180 | \$19,770 | \$30,400 | \$31,630 | \$38,360 | \$39,510 |
| Employment: | 20 | HOURLY: | \$15.95 | \$9.51 | \$14.62 | \$15.20 | \$18.44 | \$19.00 |
| Region 7 | | ANNUAL: | \$37,890 | \$28,100 | \$29,910 | \$37,910 | \$39,070 | \$48,460 |
| Employment: | 50 | HOURLY: | \$18.22 | \$13.51 | \$14.38 | \$18.23 | \$18.78 | \$23.30 |
| Region 8 | | ANNUAL: | \$40,370 | \$30,120 | \$38,650 | \$39,150 | \$48,660 | \$50,130 |
| Employment: | 30 | HOURLY: | \$19.41 | \$14.48 | \$18.58 | \$18.82 | \$23.39 | \$24.10 |
| Fargo, ND-MN MetroSA | | ANNUAL: | \$34,600 | \$22,090 | \$30,060 | \$35,800 | \$38,450 | \$44,640 |
| Employment: | 80 | HOURLY: | \$16.64 | \$10.62 | \$14.45 | \$17.21 | \$18.49 | \$21.46 |
| West ND Nonmetro Area | | ANNUAL: | \$40,200 | \$30,170 | \$31,310 | \$39,400 | \$47,050 | \$50,130 |
| Employment: | 80 | HOURLY: | \$19.33 | \$14.51 | \$15.05 | \$18.94 | \$22.62 | \$24.10 |
| East ND Nonmetro Area | | ANNUAL: | \$34,960 | \$27,670 | \$30,600 | \$31,630 | \$39,010 | \$48,580 |
| Employment: | 40 | HOURLY: | \$16.81 | \$13.30 | \$14.71 | \$15.21 | \$18.76 | \$23.36 |

49-9011 Mechanical Door Repairers

Alternate Job Title(s): Automatic Door Mechanic

Install, service, or repair automatic door mechanisms and hydraulic doors. Includes garage door mechanics.

| | | | | | | | | |
|-----------------------------|-----|---------|----------|----------|----------|----------|----------|----------|
| North Dakota | | ANNUAL: | \$43,310 | \$34,840 | \$36,480 | \$43,550 | \$46,470 | \$55,400 |
| Employment: | 200 | HOURLY: | \$20.82 | \$16.75 | \$17.54 | \$20.94 | \$22.34 | \$26.63 |
| Region 4 | | ANNUAL: | \$41,230 | \$31,410 | \$34,980 | \$39,170 | \$46,410 | \$49,830 |
| Employment: | 30 | HOURLY: | \$19.82 | \$15.10 | \$16.82 | \$18.83 | \$22.31 | \$23.96 |
| Region 5 | | ANNUAL: | \$43,610 | \$34,840 | \$37,110 | \$43,460 | \$46,470 | \$55,720 |
| Employment: | 110 | HOURLY: | \$20.97 | \$16.75 | \$17.84 | \$20.89 | \$22.34 | \$26.79 |
| Fargo, ND-MN MetroSA | | ANNUAL: | \$43,700 | \$34,840 | \$37,110 | \$43,460 | \$46,550 | \$55,710 |
| Employment: | 110 | HOURLY: | \$21.01 | \$16.75 | \$17.84 | \$20.89 | \$22.38 | \$26.79 |

'N/A' indicates data or information cannot be released due to reliability, availability, or confidentiality restrictions. Since a portion of substate employment is not attributed to a region, substate areas will NOT add up to statewide totals. Rounding and the absence of suppressed data may also affect additivity.

| | | | WAGE ESTIMATES | | | | | |
|--|-----|----------------|-------------------|--------------------|--------------------|--------------------------------|--------------------|--------------------|
| | | | Average (Mean) | 10th Percentile | 25th Percentile | 50th Percentile (Median) | 75th Percentile | 90th Percentile |
| 49-9012 Control and Valve Installers and Repairers, Except Mechanical Door | | | | | | | | |
| Alternate Job Title(s): Air Valve Mechanic; Gas Meter Installer; Thermostat Repairer | | | | | | | | |
| Install, repair, and maintain mechanical regulating and controlling devices, such as electric meters, gas regulators, thermostats, safety and flow valves, and other mechanical governors. | | | | | | | | |
| North Dakota | | ANNUAL: | \$93,420 | \$75,100 | \$83,280 | \$95,320 | \$98,970 | \$119,600 |
| Employment: | 150 | HOURLY: | \$44.91 | \$36.10 | \$40.04 | \$45.83 | \$47.58 | \$57.50 |
| Region 1 | | ANNUAL: | \$94,170 | \$74,330 | \$84,670 | \$95,320 | \$99,690 | \$119,600 |
| Employment: | 80 | HOURLY: | \$45.27 | \$35.74 | \$40.70 | \$45.83 | \$47.93 | \$57.50 |
| Region 8 | | ANNUAL: | \$98,790 | \$81,070 | \$95,320 | \$98,240 | \$98,240 | \$119,610 |
| Employment: | 20 | HOURLY: | \$47.50 | \$38.98 | \$45.83 | \$47.23 | \$47.23 | \$57.50 |
| West ND Nonmetro Area | | ANNUAL: | \$94,450 | \$77,750 | \$84,660 | \$95,320 | \$98,980 | \$119,600 |
| Employment: | 120 | HOURLY: | \$45.41 | \$37.38 | \$40.70 | \$45.83 | \$47.59 | \$57.50 |

49-9021 Heating, Air Conditioning, and Refrigeration Mechanics and Installers**Alternate Job Title(s):** Gas Furnace Installer; Heating, Ventilation, and Air Conditioning (HVAC) Mechanic; Oil Burner Repairer

Install or repair heating, central air conditioning, HVAC, or refrigeration systems, including oil burners, hot-air furnaces, and heating stoves.

| | | | | | | | | |
|-----------------------------------|--|----------------|----------|----------|----------|----------|----------|-----------|
| North Dakota | | ANNUAL: | \$63,720 | \$40,230 | \$48,890 | \$60,800 | \$78,360 | \$83,370 |
| Employment: 830 | | HOURLY: | \$30.63 | \$19.34 | \$23.51 | \$29.23 | \$37.67 | \$40.08 |
| Region 1 | | ANNUAL: | \$74,460 | \$46,840 | \$60,120 | \$83,280 | \$83,370 | \$100,640 |
| Employment: 40 | | HOURLY: | \$35.80 | \$22.52 | \$28.90 | \$40.04 | \$40.08 | \$48.38 |
| Region 2 | | ANNUAL: | \$67,490 | \$47,960 | \$50,520 | \$62,410 | \$83,360 | \$83,370 |
| Employment: 100 | | HOURLY: | \$32.45 | \$23.06 | \$24.29 | \$30.01 | \$40.08 | \$40.08 |
| Region 3 | | ANNUAL: | \$64,010 | \$47,160 | \$51,040 | \$62,440 | \$73,850 | \$83,370 |
| Employment: 20 | | HOURLY: | \$30.77 | \$22.67 | \$24.54 | \$30.02 | \$35.50 | \$40.08 |
| Region 4 | | ANNUAL: | \$60,450 | \$39,950 | \$47,150 | \$58,660 | \$75,820 | \$81,600 |
| Employment: 90 | | HOURLY: | \$29.06 | \$19.21 | \$22.67 | \$28.20 | \$36.45 | \$39.23 |
| Region 5 | | ANNUAL: | \$63,150 | \$40,130 | \$48,570 | \$60,690 | \$76,740 | \$81,820 |
| Employment: 350 | | HOURLY: | \$30.36 | \$19.29 | \$23.35 | \$29.18 | \$36.89 | \$39.34 |
| Region 6 | | ANNUAL: | \$58,940 | \$37,190 | \$47,080 | \$57,900 | \$64,460 | \$81,600 |
| Employment: 30 | | HOURLY: | \$28.34 | \$17.88 | \$22.64 | \$27.84 | \$30.99 | \$39.23 |
| Region 7 | | ANNUAL: | \$60,200 | \$40,740 | \$47,750 | \$56,480 | \$72,090 | \$81,990 |
| Employment: 170 | | HOURLY: | \$28.94 | \$19.59 | \$22.95 | \$27.15 | \$34.66 | \$39.42 |
| Bismarck, ND MetroSA | | ANNUAL: | \$59,710 | \$40,520 | \$47,750 | \$56,480 | \$67,480 | \$81,110 |
| Employment: 160 | | HOURLY: | \$28.71 | \$19.48 | \$22.96 | \$27.15 | \$32.44 | \$39.00 |
| Fargo, ND-MN MetroSA | | ANNUAL: | \$63,140 | \$40,130 | \$48,550 | \$60,690 | \$76,920 | \$81,820 |
| Employment: 340 | | HOURLY: | \$30.36 | \$19.29 | \$23.34 | \$29.18 | \$36.98 | \$39.34 |
| Grand Forks, ND-MN MetroSA | | ANNUAL: | \$61,380 | \$39,950 | \$47,360 | \$59,730 | \$75,820 | \$81,130 |
| Employment: 90 | | HOURLY: | \$29.51 | \$19.21 | \$22.77 | \$28.72 | \$36.45 | \$39.00 |
| West ND Nonmetro Area | | ANNUAL: | \$70,730 | \$47,570 | \$50,880 | \$78,070 | \$83,370 | \$83,370 |
| Employment: 180 | | HOURLY: | \$34.00 | \$22.87 | \$24.46 | \$37.53 | \$40.08 | \$40.08 |
| East ND Nonmetro Area | | ANNUAL: | \$61,330 | \$45,760 | \$47,960 | \$57,900 | \$73,220 | \$83,370 |
| Employment: 70 | | HOURLY: | \$29.49 | \$22.00 | \$23.06 | \$27.84 | \$35.20 | \$40.08 |

'N/A' indicates data or information cannot be released due to reliability, availability, or confidentiality restrictions. Since a portion of substate employment is not attributed to a region, substate areas will NOT add up to statewide totals. Rounding and the absence of suppressed data may also affect additivity.

| | | | WAGE ESTIMATES | | | | | |
|--|----|----------------|-------------------|--------------------|--------------------|--------------------------------|--------------------|--------------------|
| | | | Average (Mean) | 10th Percentile | 25th Percentile | 50th Percentile (Median) | 75th Percentile | 90th Percentile |
| 49-9031 Home Appliance Repairers | | | | | | | | |
| Alternate Job Title(s): Vacuum Cleaner Repairer; Washing Machine Installer; Window Air Conditioner Installer | | | | | | | | |
| Repair, adjust, or install all types of electric or gas household appliances, such as refrigerators, washers, dryers, and ovens. | | | | | | | | |
| North Dakota | | ANNUAL: | \$48,580 | \$31,680 | \$35,900 | \$50,680 | \$57,050 | \$64,100 |
| Employment: | 80 | HOURLY: | \$23.36 | \$15.23 | \$17.26 | \$24.36 | \$27.43 | \$30.82 |
| Region 4 | | ANNUAL: | \$43,670 | \$30,750 | \$34,850 | \$38,980 | \$50,680 | \$54,320 |
| Employment: | 10 | HOURLY: | \$21.00 | \$14.79 | \$16.76 | \$18.74 | \$24.36 | \$26.11 |
| Region 5 | | ANNUAL: | \$46,550 | \$31,120 | \$35,270 | \$39,270 | \$61,670 | \$62,970 |
| Employment: | 20 | HOURLY: | \$22.38 | \$14.96 | \$16.96 | \$18.88 | \$29.65 | \$30.27 |
| Fargo, ND-MN MetroSA | | ANNUAL: | \$46,160 | \$31,120 | \$35,270 | \$39,270 | \$61,670 | \$62,970 |
| Employment: | 20 | HOURLY: | \$22.19 | \$14.96 | \$16.96 | \$18.88 | \$29.65 | \$30.27 |
| West ND Nonmetro Area | | ANNUAL: | \$50,730 | \$31,680 | \$35,900 | \$55,950 | \$64,100 | \$64,100 |
| Employment: | 20 | HOURLY: | \$24.39 | \$15.23 | \$17.26 | \$26.90 | \$30.82 | \$30.82 |

'N/A' indicates data or information cannot be released due to reliability, availability, or confidentiality restrictions. Since a portion of substate employment is not attributed to a region, substate areas will NOT add up to statewide totals. Rounding and the absence of suppressed data may also affect additivity.

| | | | WAGE ESTIMATES | | | | | |
|--|-------|---------|-------------------|--------------------|--------------------|--------------------------------|--------------------|--------------------|
| | | | Average (Mean) | 10th Percentile | 25th Percentile | 50th Percentile (Median) | 75th Percentile | 90th Percentile |
| 49-9041 Industrial Machinery Mechanics | | | | | | | | |
| Alternate Job Title(s): Boilerhouse Mechanic; Foundry Equipment Mechanic; Hydroelectric Machinery Mechanic | | | | | | | | |
| Repair, install, adjust, or maintain industrial production and processing machinery or refinery and pipeline distribution systems. May also install, dismantle, or move machinery and heavy equipment according to plans. Excludes Mobile Heavy Equipment Mechanics, Except Engines (49-3042), and Maintenance Workers, Machinery (49-9043). | | | | | | | | |
| North Dakota | | ANNUAL: | \$66,860 | \$46,460 | \$52,800 | \$61,440 | \$77,710 | \$98,920 |
| Employment: | 2,010 | HOURLY: | \$32.15 | \$22.34 | \$25.39 | \$29.54 | \$37.36 | \$47.56 |
| Region 1 | | ANNUAL: | \$73,580 | \$51,430 | \$59,950 | \$64,990 | \$85,030 | \$100,610 |
| Employment: | 480 | HOURLY: | \$35.38 | \$24.73 | \$28.82 | \$31.25 | \$40.88 | \$48.37 |
| Region 2 | | ANNUAL: | \$72,480 | \$46,460 | \$58,040 | \$64,630 | \$91,960 | \$95,370 |
| Employment: | 190 | HOURLY: | \$34.84 | \$22.34 | \$27.91 | \$31.07 | \$44.21 | \$45.85 |
| Region 3 | | ANNUAL: | \$55,700 | \$39,820 | \$44,610 | \$57,040 | \$59,060 | \$74,310 |
| Employment: | 20 | HOURLY: | \$26.78 | \$19.15 | \$21.45 | \$27.42 | \$28.39 | \$35.72 |
| Region 4 | | ANNUAL: | \$60,530 | \$48,760 | \$50,620 | \$58,320 | \$63,060 | \$76,550 |
| Employment: | 160 | HOURLY: | \$29.10 | \$23.44 | \$24.34 | \$28.04 | \$30.32 | \$36.80 |
| Region 5 | | ANNUAL: | \$59,180 | \$42,840 | \$48,400 | \$59,630 | \$66,470 | \$74,160 |
| Employment: | 600 | HOURLY: | \$28.45 | \$20.60 | \$23.27 | \$28.67 | \$31.96 | \$35.66 |
| Region 6 | | ANNUAL: | \$59,070 | \$44,610 | \$53,350 | \$56,830 | \$64,420 | \$79,520 |
| Employment: | 110 | HOURLY: | \$28.40 | \$21.45 | \$25.65 | \$27.32 | \$30.97 | \$38.23 |
| Region 7 | | ANNUAL: | \$73,190 | \$45,900 | \$52,120 | \$63,080 | \$101,300 | \$107,530 |
| Employment: | 280 | HOURLY: | \$35.19 | \$22.07 | \$25.06 | \$30.33 | \$48.70 | \$51.70 |
| Region 8 | | ANNUAL: | \$70,630 | \$46,460 | \$57,720 | \$63,610 | \$82,250 | \$98,830 |
| Employment: | 170 | HOURLY: | \$33.96 | \$22.34 | \$27.75 | \$30.58 | \$39.54 | \$47.51 |
| Bismarck, ND MetroSA | | ANNUAL: | \$59,430 | \$38,950 | \$51,360 | \$60,140 | \$63,710 | \$81,200 |
| Employment: | 150 | HOURLY: | \$28.57 | \$18.73 | \$24.69 | \$28.91 | \$30.63 | \$39.04 |
| Fargo, ND-MN MetroSA | | ANNUAL: | \$60,200 | \$40,960 | \$48,660 | \$58,760 | \$64,430 | \$80,360 |
| Employment: | 370 | HOURLY: | \$28.94 | \$19.69 | \$23.40 | \$28.25 | \$30.98 | \$38.64 |
| Grand Forks, ND-MN MetroSA | | ANNUAL: | \$62,080 | \$48,130 | \$52,330 | \$61,460 | \$64,260 | \$76,550 |
| Employment: | 150 | HOURLY: | \$29.85 | \$23.14 | \$25.16 | \$29.55 | \$30.89 | \$36.81 |
| West ND Nonmetro Area | | ANNUAL: | \$74,920 | \$49,680 | \$59,670 | \$65,340 | \$92,810 | \$104,920 |
| Employment: | 960 | HOURLY: | \$36.02 | \$23.88 | \$28.69 | \$31.41 | \$44.62 | \$50.44 |
| East ND Nonmetro Area | | ANNUAL: | \$58,230 | \$44,610 | \$48,960 | \$59,630 | \$64,420 | \$72,290 |
| Employment: | 450 | HOURLY: | \$28.00 | \$21.45 | \$23.54 | \$28.67 | \$30.97 | \$34.75 |

49-9043 Maintenance Workers, Machinery**Alternate Job Title(s):** Crane Oiler

Lubricate machinery, change parts, or perform other routine machinery maintenance. Excludes Maintenance and Repair Workers, General (49-9071).

| | | | | | | | | |
|-----------------------------------|--|---------|----------|----------|----------|----------|----------|----------|
| North Dakota | | ANNUAL: | \$74,990 | \$48,680 | \$61,690 | \$76,890 | \$88,430 | \$96,240 |
| Employment: 60 | | HOURLY: | \$36.05 | \$23.40 | \$29.66 | \$36.97 | \$42.51 | \$46.27 |
| Grand Forks, ND-MN MetroSA | | ANNUAL: | \$60,930 | \$44,440 | \$51,550 | \$61,690 | \$61,690 | \$84,580 |
| Employment: 10 | | HOURLY: | \$29.29 | \$21.36 | \$24.78 | \$29.66 | \$29.66 | \$40.67 |

'N/A' indicates data or information cannot be released due to reliability, availability, or confidentiality restrictions. Since a portion of substate employment is not attributed to a region, substate areas will NOT add up to statewide totals. Rounding and the absence of suppressed data may also affect additivity.

| | | | WAGE ESTIMATES | | | | | |
|---|----------------|--|-------------------|--------------------|--------------------|--------------------------------|--------------------|--------------------|
| | | | Average (Mean) | 10th Percentile | 25th Percentile | 50th Percentile (Median) | 75th Percentile | 90th Percentile |
| 49-9044 Millwrights | | | | | | | | |
| Alternate Job Title(s): Machine Erector; Machinery Dismantler; Maintenance Millwright | | | | | | | | |
| Install, dismantle, or move machinery and heavy equipment according to layout plans, blueprints, or other drawings. | | | | | | | | |
| North Dakota | ANNUAL: | | \$58,360 | \$41,140 | \$47,170 | \$57,160 | \$61,920 | \$85,940 |
| Employment: 170 | HOURLY: | | \$28.06 | \$19.78 | \$22.68 | \$27.48 | \$29.77 | \$41.32 |
| Region 5 | ANNUAL: | | \$62,570 | \$47,520 | \$57,160 | \$57,160 | \$62,890 | \$87,290 |
| Employment: 70 | HOURLY: | | \$30.08 | \$22.85 | \$27.48 | \$27.48 | \$30.24 | \$41.97 |
| Region 6 | ANNUAL: | | \$51,840 | \$41,140 | \$41,140 | \$41,140 | \$61,500 | \$63,660 |
| Employment: 20 | HOURLY: | | \$24.92 | \$19.78 | \$19.78 | \$19.78 | \$29.57 | \$30.60 |
| Fargo, ND-MN MetroSA | ANNUAL: | | \$58,390 | \$47,520 | \$57,160 | \$57,160 | \$61,780 | \$71,810 |
| Employment: 50 | HOURLY: | | \$28.07 | \$22.85 | \$27.48 | \$27.48 | \$29.70 | \$34.52 |
| East ND Nonmetro Area | ANNUAL: | | \$62,030 | \$41,140 | \$41,140 | \$58,180 | \$87,290 | \$87,290 |
| Employment: 40 | HOURLY: | | \$29.82 | \$19.78 | \$19.78 | \$27.97 | \$41.97 | \$41.97 |

'N/A' indicates data or information cannot be released due to reliability, availability, or confidentiality restrictions. Since a portion of substate employment is not attributed to a region, substate areas will NOT add up to statewide totals. Rounding and the absence of suppressed data may also affect additivity.

| | | | WAGE ESTIMATES | | | | | | |
|--|-----|--|-------------------|--------------------|--------------------|--------------------------------|--------------------|--------------------|-----------|
| | | | Average (Mean) | 10th Percentile | 25th Percentile | 50th Percentile (Median) | 75th Percentile | 90th Percentile | |
| 49-9051 Electrical Power-Line Installers and Repairers | | | | | | | | | |
| Alternate Job Title(s): Electric Powerline Examiner; Electric Utility Lineworker; Electrical High Tension Tester; Electrical Lineworker | | | | | | | | | |
| Install or repair cables or wires used in electrical power or distribution systems. May erect poles and light or heavy duty transmission towers. Excludes Electrical and Electronics Repairers, Powerhouse, Substation, and Relay (49-2095). | | | | | | | | | |
| North Dakota | | | ANNUAL: | \$94,630 | \$59,300 | \$83,540 | \$103,280 | \$105,430 | \$109,980 |
| Employment: | 540 | | HOURLY: | \$45.50 | \$28.51 | \$40.16 | \$49.66 | \$50.69 | \$52.87 |
| Region 1 | | | ANNUAL: | \$90,940 | \$49,040 | \$76,260 | \$103,650 | \$109,980 | \$109,980 |
| Employment: | 100 | | HOURLY: | \$43.72 | \$23.58 | \$36.67 | \$49.83 | \$52.87 | \$52.87 |
| Region 2 | | | ANNUAL: | \$103,530 | \$83,540 | \$102,000 | \$103,560 | \$104,460 | \$120,420 |
| Employment: | 70 | | HOURLY: | \$49.77 | \$40.16 | \$49.04 | \$49.79 | \$50.22 | \$57.89 |
| Region 3 | | | ANNUAL: | \$95,310 | \$74,290 | \$83,450 | \$101,310 | \$103,470 | \$109,620 |
| Employment: | 40 | | HOURLY: | \$45.82 | \$35.72 | \$40.12 | \$48.71 | \$49.74 | \$52.70 |
| Region 4 | | | ANNUAL: | \$97,180 | \$73,880 | \$100,220 | \$103,650 | \$105,890 | \$105,890 |
| Employment: | 50 | | HOURLY: | \$46.72 | \$35.52 | \$48.18 | \$49.83 | \$50.91 | \$50.91 |
| Region 5 | | | ANNUAL: | \$95,890 | \$64,520 | \$95,720 | \$103,470 | \$103,610 | \$109,620 |
| Employment: | 70 | | HOURLY: | \$46.10 | \$31.02 | \$46.02 | \$49.74 | \$49.81 | \$52.70 |
| Region 6 | | | ANNUAL: | \$98,490 | \$82,480 | \$102,460 | \$103,250 | \$104,410 | \$112,010 |
| Employment: | 50 | | HOURLY: | \$47.35 | \$39.65 | \$49.26 | \$49.64 | \$50.20 | \$53.85 |
| Region 7 | | | ANNUAL: | \$94,030 | \$63,620 | \$83,460 | \$102,660 | \$104,900 | \$109,620 |
| Employment: | 100 | | HOURLY: | \$45.20 | \$30.59 | \$40.12 | \$49.36 | \$50.43 | \$52.70 |
| Region 8 | | | ANNUAL: | \$83,730 | \$49,570 | \$59,310 | \$99,460 | \$104,640 | \$105,430 |
| Employment: | 60 | | HOURLY: | \$40.26 | \$23.83 | \$28.51 | \$47.82 | \$50.31 | \$50.69 |
| Bismarck, ND MetroSA | | | ANNUAL: | \$93,300 | \$65,170 | \$81,920 | \$101,900 | \$104,240 | \$109,620 |
| Employment: | 60 | | HOURLY: | \$44.86 | \$31.33 | \$39.38 | \$48.99 | \$50.12 | \$52.70 |
| Fargo, ND-MN MetroSA | | | ANNUAL: | \$94,780 | \$64,520 | \$82,290 | \$103,580 | \$104,500 | \$109,620 |
| Employment: | 60 | | HOURLY: | \$45.57 | \$31.02 | \$39.56 | \$49.80 | \$50.24 | \$52.70 |
| Grand Forks, ND-MN MetroSA | | | ANNUAL: | \$94,710 | \$64,390 | \$81,050 | \$102,000 | \$105,890 | \$105,890 |
| Employment: | 50 | | HOURLY: | \$45.54 | \$30.96 | \$38.97 | \$49.04 | \$50.91 | \$50.91 |
| West ND Nonmetro Area | | | ANNUAL: | \$93,310 | \$49,870 | \$83,540 | \$103,560 | \$105,430 | \$109,980 |
| Employment: | 270 | | HOURLY: | \$44.86 | \$23.98 | \$40.16 | \$49.79 | \$50.69 | \$52.87 |
| East ND Nonmetro Area | | | ANNUAL: | \$98,300 | \$82,480 | \$101,310 | \$103,250 | \$104,410 | \$109,620 |
| Employment: | 110 | | HOURLY: | \$47.26 | \$39.65 | \$48.71 | \$49.64 | \$50.20 | \$52.70 |

'N/A' indicates data or information cannot be released due to reliability, availability, or confidentiality restrictions. Since a portion of substate employment is not attributed to a region, substate areas will NOT add up to statewide totals. Rounding and the absence of suppressed data may also affect additivity.

| | | | WAGE ESTIMATES | | | | | |
|---|-----|---------|-------------------|--------------------|--------------------|--------------------------------|--------------------|--------------------|
| | | | Average (Mean) | 10th Percentile | 25th Percentile | 50th Percentile (Median) | 75th Percentile | 90th Percentile |
| 49-9052 Telecommunications Line Installers and Repairers | | | | | | | | |
| Alternate Job Title(s): Cable Television Installer; FIOS Line Installer; Telephone Cable Splicer | | | | | | | | |
| Install and repair telecommunications cable, including fiber optics. | | | | | | | | |
| North Dakota | | ANNUAL: | \$62,020 | \$43,500 | \$45,410 | \$56,750 | \$81,370 | \$82,830 |
| Employment: | 200 | HOURLY: | \$29.82 | \$20.91 | \$21.83 | \$27.28 | \$39.12 | \$39.82 |
| Region 1 | | ANNUAL: | \$61,550 | \$44,280 | \$44,290 | \$56,740 | \$77,630 | \$84,130 |
| Employment: | 20 | HOURLY: | \$29.59 | \$21.29 | \$21.29 | \$27.28 | \$37.32 | \$40.45 |
| Region 2 | | ANNUAL: | \$73,550 | \$47,580 | \$66,000 | \$81,420 | \$85,270 | \$85,270 |
| Employment: | 40 | HOURLY: | \$35.36 | \$22.88 | \$31.73 | \$39.14 | \$40.99 | \$40.99 |
| Region 4 | | ANNUAL: | \$62,320 | \$36,430 | \$45,350 | \$64,650 | \$79,150 | \$81,680 |
| Employment: | 10 | HOURLY: | \$29.96 | \$17.51 | \$21.80 | \$31.08 | \$38.05 | \$39.27 |
| Region 5 | | ANNUAL: | \$54,260 | \$35,790 | \$43,500 | \$52,650 | \$59,230 | \$80,210 |
| Employment: | 50 | HOURLY: | \$26.09 | \$17.21 | \$20.91 | \$25.31 | \$28.48 | \$38.56 |
| Region 7 | | ANNUAL: | \$56,780 | \$43,590 | \$44,280 | \$52,770 | \$67,320 | \$80,680 |
| Employment: | 40 | HOURLY: | \$27.30 | \$20.96 | \$21.29 | \$25.37 | \$32.37 | \$38.79 |
| Fargo, ND-MN MetroSA | | ANNUAL: | \$53,880 | \$35,790 | \$43,500 | \$52,650 | \$59,230 | \$80,210 |
| Employment: | 50 | HOURLY: | \$25.90 | \$17.21 | \$20.91 | \$25.31 | \$28.48 | \$38.56 |
| Grand Forks, ND-MN MetroSA | | ANNUAL: | \$69,450 | \$38,170 | \$64,650 | \$74,340 | \$84,220 | \$84,220 |
| Employment: | 20 | HOURLY: | \$33.39 | \$18.35 | \$31.08 | \$35.74 | \$40.49 | \$40.49 |
| West ND Nonmetro Area | | ANNUAL: | \$67,220 | \$44,280 | \$47,610 | \$73,990 | \$81,730 | \$85,270 |
| Employment: | 90 | HOURLY: | \$32.32 | \$21.29 | \$22.89 | \$35.57 | \$39.29 | \$40.99 |

49-9062 Medical Equipment Repairers**Alternate Job Title(s):** Biomedical Equipment Technician; Radiology Equipment Servicer; Surgical Instrument Mechanic

Test, adjust, or repair biomedical or electromedical equipment.

| | | | | | | | | |
|-----------------------------|-----|---------|----------|----------|----------|----------|----------|----------|
| North Dakota | | ANNUAL: | \$58,220 | \$40,080 | \$47,560 | \$58,090 | \$60,640 | \$81,600 |
| Employment: | N/A | HOURLY: | \$27.99 | \$19.27 | \$22.87 | \$27.93 | \$29.15 | \$39.23 |
| Region 5 | | ANNUAL: | \$58,520 | \$40,080 | \$49,810 | \$58,090 | \$60,640 | \$81,600 |
| Employment: | 110 | HOURLY: | \$28.13 | \$19.27 | \$23.95 | \$27.93 | \$29.15 | \$39.23 |
| Fargo, ND-MN MetroSA | | ANNUAL: | \$58,360 | \$39,540 | \$46,720 | \$58,090 | \$60,640 | \$81,600 |
| Employment: | 120 | HOURLY: | \$28.06 | \$19.01 | \$22.46 | \$27.93 | \$29.15 | \$39.23 |

49-9069 Precision Instrument and Equipment Repairers, All Other**Alternate Job Title(s):** Gyroscope Repairer; Telescope Repairer

All precision instrument and equipment repairers not listed separately.

| | | | | | | | | |
|-----------------------------|----|---------|----------|----------|----------|----------|----------|----------|
| North Dakota | | ANNUAL: | \$43,030 | \$30,100 | \$30,460 | \$31,000 | \$55,470 | \$63,300 |
| Employment: | 50 | HOURLY: | \$20.69 | \$14.47 | \$14.64 | \$14.91 | \$26.67 | \$30.43 |
| Region 5 | | ANNUAL: | \$43,350 | \$30,460 | \$30,460 | \$49,500 | \$55,470 | \$63,300 |
| Employment: | 30 | HOURLY: | \$20.84 | \$14.64 | \$14.64 | \$23.80 | \$26.67 | \$30.43 |
| Fargo, ND-MN MetroSA | | ANNUAL: | \$42,250 | \$30,460 | \$30,460 | \$30,460 | \$50,130 | \$63,230 |
| Employment: | 30 | HOURLY: | \$20.31 | \$14.64 | \$14.64 | \$14.64 | \$24.10 | \$30.40 |

'N/A' indicates data or information cannot be released due to reliability, availability, or confidentiality restrictions. Since a portion of substate employment is not attributed to a region, substate areas will NOT add up to statewide totals. Rounding and the absence of suppressed data may also affect additivity.

| | | | WAGE ESTIMATES | | | | | |
|---|-------|----------------|-------------------|--------------------|--------------------|--------------------------------|--------------------|--------------------|
| | | | Average (Mean) | 10th Percentile | 25th Percentile | 50th Percentile (Median) | 75th Percentile | 90th Percentile |
| 49-9071 Maintenance and Repair Workers, General | | | | | | | | |
| Alternate Job Title(s): Building Maintenance Mechanic; Facilities Maintenance Worker; General Maintenance Worker | | | | | | | | |
| Perform work involving the skills of two or more maintenance or craft occupations to keep machines, mechanical equipment, or the structure of a building in repair. Duties may involve pipe fitting; HVAC maintenance; insulating; welding; machining; carpentry; repairing electrical or mechanical equipment; installing, aligning, and balancing new equipment; and repairing buildings, floors, or stairs. Excludes Facilities Managers (11-3013) and Maintenance Workers, Machinery (49-9043). | | | | | | | | |
| North Dakota | | ANNUAL: | \$44,980 | \$29,840 | \$35,780 | \$45,300 | \$50,350 | \$61,630 |
| Employment: | 3,760 | HOURLY: | \$21.63 | \$14.35 | \$17.20 | \$21.78 | \$24.21 | \$29.63 |
| Region 1 | | ANNUAL: | \$45,770 | \$30,810 | \$36,740 | \$47,050 | \$50,610 | \$61,070 |
| Employment: | 310 | HOURLY: | \$22.01 | \$14.81 | \$17.66 | \$22.62 | \$24.33 | \$29.36 |
| Region 2 | | ANNUAL: | \$47,010 | \$30,530 | \$36,360 | \$45,760 | \$51,640 | \$65,350 |
| Employment: | 410 | HOURLY: | \$22.60 | \$14.68 | \$17.48 | \$22.00 | \$24.83 | \$31.42 |
| Region 3 | | ANNUAL: | \$45,930 | \$29,630 | \$36,550 | \$47,900 | \$54,680 | \$58,970 |
| Employment: | 200 | HOURLY: | \$22.08 | \$14.25 | \$17.57 | \$23.03 | \$26.29 | \$28.35 |
| Region 4 | | ANNUAL: | \$40,720 | \$29,840 | \$29,840 | \$37,130 | \$46,740 | \$58,270 |
| Employment: | 600 | HOURLY: | \$19.58 | \$14.35 | \$14.35 | \$17.85 | \$22.47 | \$28.02 |
| Region 5 | | ANNUAL: | \$45,920 | \$30,310 | \$36,800 | \$46,310 | \$50,540 | \$61,980 |
| Employment: | 1,120 | HOURLY: | \$22.08 | \$14.57 | \$17.69 | \$22.27 | \$24.30 | \$29.80 |
| Region 6 | | ANNUAL: | \$45,880 | \$30,730 | \$37,160 | \$44,680 | \$52,800 | \$60,100 |
| Employment: | 190 | HOURLY: | \$22.06 | \$14.78 | \$17.86 | \$21.48 | \$25.38 | \$28.89 |
| Region 7 | | ANNUAL: | \$44,280 | \$30,060 | \$35,420 | \$43,680 | \$48,910 | \$61,830 |
| Employment: | 720 | HOURLY: | \$21.29 | \$14.45 | \$17.03 | \$21.00 | \$23.51 | \$29.73 |
| Region 8 | | ANNUAL: | \$47,190 | \$31,200 | \$36,250 | \$45,760 | \$53,630 | \$68,290 |
| Employment: | 190 | HOURLY: | \$22.69 | \$15.00 | \$17.43 | \$22.00 | \$25.78 | \$32.83 |
| Bismarck, ND MetroSA | | ANNUAL: | \$42,780 | \$29,760 | \$34,820 | \$41,770 | \$48,240 | \$57,930 |
| Employment: | 600 | HOURLY: | \$20.57 | \$14.31 | \$16.74 | \$20.08 | \$23.19 | \$27.85 |
| Fargo, ND-MN MetroSA | | ANNUAL: | \$45,980 | \$30,650 | \$36,880 | \$46,340 | \$50,540 | \$61,560 |
| Employment: | 1,130 | HOURLY: | \$22.10 | \$14.74 | \$17.73 | \$22.28 | \$24.30 | \$29.60 |
| Grand Forks, ND-MN MetroSA | | ANNUAL: | \$41,970 | \$29,840 | \$30,160 | \$39,130 | \$48,190 | \$59,230 |
| Employment: | 650 | HOURLY: | \$20.18 | \$14.35 | \$14.50 | \$18.81 | \$23.17 | \$28.48 |
| West ND Nonmetro Area | | ANNUAL: | \$47,230 | \$30,760 | \$36,990 | \$46,330 | \$52,770 | \$63,200 |
| Employment: | 1,040 | HOURLY: | \$22.71 | \$14.79 | \$17.78 | \$22.28 | \$25.37 | \$30.38 |
| East ND Nonmetro Area | | ANNUAL: | \$45,840 | \$30,030 | \$36,560 | \$45,050 | \$53,630 | \$62,590 |
| Employment: | 580 | HOURLY: | \$22.04 | \$14.44 | \$17.58 | \$21.66 | \$25.78 | \$30.09 |

'N/A' indicates data or information cannot be released due to reliability, availability, or confidentiality restrictions. Since a portion of substate employment is not attributed to a region, substate areas will NOT add up to statewide totals. Rounding and the absence of suppressed data may also affect additivity.

| | | WAGE ESTIMATES | | | | | |
|---|--|-------------------|--------------------|--------------------|--------------------------------|--------------------|--------------------|
| | | Average (Mean) | 10th Percentile | 25th Percentile | 50th Percentile (Median) | 75th Percentile | 90th Percentile |
| 49-9081 Wind Turbine Service Technicians | | | | | | | |
| Alternate Job Title(s): Wind Energy Technician; Wind Turbine Mechanic | | | | | | | |
| Inspect, diagnose, adjust, or repair wind turbines. Perform maintenance on wind turbine equipment including resolving electrical, mechanical, and hydraulic malfunctions. | | | | | | | |
| North Dakota | | ANNUAL: | \$63,500 | \$50,640 | \$53,050 | \$53,890 | \$72,730 |
| Employment: 230 | | HOURLY: | \$30.53 | \$24.35 | \$25.51 | \$25.91 | \$34.97 |
| Region 7 | | ANNUAL: | \$74,260 | \$50,270 | \$53,050 | \$65,340 | \$89,200 |
| Employment: 60 | | HOURLY: | \$35.70 | \$24.17 | \$25.51 | \$31.41 | \$42.88 |
| Region 8 | | ANNUAL: | \$62,660 | \$51,870 | \$53,890 | \$53,890 | \$77,330 |
| Employment: 40 | | HOURLY: | \$30.12 | \$24.94 | \$25.91 | \$25.91 | \$37.18 |
| West ND Nonmetro Area | | ANNUAL: | \$62,020 | \$51,860 | \$53,890 | \$53,890 | \$59,470 |
| Employment: 140 | | HOURLY: | \$29.82 | \$24.94 | \$25.91 | \$25.91 | \$28.59 |

49-9091 Coin, Vending, and Amusement Machine Servicers and Repairers**Alternate Job Title(s):** Arcade Games Mechanic; Parking Meter Collector; Slot Machine Mechanic; Vending Machine Filler

Install, service, adjust, or repair coin, vending, or amusement machines including video games, juke boxes, pinball machines, or slot machines.

| | | | | | | | | |
|------------------------------|--|----------------|----------|----------|----------|----------|----------|----------|
| North Dakota | | ANNUAL: | \$44,940 | \$28,850 | \$31,680 | \$44,220 | \$50,990 | \$61,670 |
| Employment: 190 | | HOURLY: | \$21.61 | \$13.87 | \$15.23 | \$21.26 | \$24.52 | \$29.65 |
| Region 1 | | ANNUAL: | \$43,200 | \$29,110 | \$38,730 | \$44,200 | \$48,780 | \$48,780 |
| Employment: 30 | | HOURLY: | \$20.77 | \$13.99 | \$18.62 | \$21.25 | \$23.45 | \$23.45 |
| Region 2 | | ANNUAL: | \$43,090 | \$28,860 | \$31,680 | \$44,210 | \$48,780 | \$51,910 |
| Employment: 20 | | HOURLY: | \$20.71 | \$13.87 | \$15.23 | \$21.26 | \$23.45 | \$24.96 |
| Region 5 | | ANNUAL: | \$47,150 | \$30,250 | \$40,000 | \$47,910 | \$52,580 | \$61,670 |
| Employment: 70 | | HOURLY: | \$22.67 | \$14.54 | \$19.23 | \$23.04 | \$25.28 | \$29.65 |
| Region 7 | | ANNUAL: | \$46,070 | \$25,990 | \$36,220 | \$43,520 | \$55,120 | \$61,800 |
| Employment: 30 | | HOURLY: | \$22.15 | \$12.49 | \$17.41 | \$20.93 | \$26.50 | \$29.71 |
| Region 8 | | ANNUAL: | \$41,750 | \$25,340 | \$28,740 | \$36,740 | \$50,880 | \$62,780 |
| Employment: 20 | | HOURLY: | \$20.07 | \$12.18 | \$13.82 | \$17.66 | \$24.46 | \$30.18 |
| Bismarck, ND MetroSA | | ANNUAL: | \$48,120 | \$30,350 | \$43,520 | \$48,020 | \$55,120 | \$61,800 |
| Employment: 30 | | HOURLY: | \$23.14 | \$14.59 | \$20.93 | \$23.09 | \$26.50 | \$29.71 |
| Fargo, ND-MN MetroSA | | ANNUAL: | \$48,720 | \$30,230 | \$40,490 | \$49,620 | \$55,000 | \$61,670 |
| Employment: 60 | | HOURLY: | \$23.43 | \$14.53 | \$19.46 | \$23.86 | \$26.44 | \$29.65 |
| West ND Nonmetro Area | | ANNUAL: | \$42,210 | \$27,720 | \$31,680 | \$44,200 | \$48,780 | \$51,910 |
| Employment: 70 | | HOURLY: | \$20.29 | \$13.33 | \$15.23 | \$21.25 | \$23.45 | \$24.96 |
| East ND Nonmetro Area | | ANNUAL: | \$40,830 | \$31,200 | \$31,200 | \$44,210 | \$44,220 | \$48,780 |
| Employment: 30 | | HOURLY: | \$19.63 | \$15.00 | \$15.00 | \$21.26 | \$21.26 | \$23.45 |

'N/A' indicates data or information cannot be released due to reliability, availability, or confidentiality restrictions. Since a portion of substate employment is not attributed to a region, substate areas will NOT add up to statewide totals. Rounding and the absence of suppressed data may also affect additivity.

| | WAGE ESTIMATES | | | | | |
|--|-------------------|--------------------|--------------------|--------------------------------|--------------------|--------------------|
| | Average (Mean) | 10th Percentile | 25th Percentile | 50th Percentile (Median) | 75th Percentile | 90th Percentile |

49-9094 Locksmiths and Safe Repairers

Alternate Job Title(s): Key Maker; Safe and Vault Installer; Safe and Vault Mechanic

Repair and open locks, make keys, change locks and safe combinations, and install and repair safes.

| | | | | | | | | |
|-----------------------------|--|----------------|----------|----------|----------|----------|----------|----------|
| North Dakota | | ANNUAL: | \$42,230 | \$32,910 | \$37,040 | \$38,500 | \$44,450 | \$54,690 |
| Employment: 80 | | HOURLY: | \$20.30 | \$15.82 | \$17.81 | \$18.51 | \$21.37 | \$26.29 |
| Region 2 | | ANNUAL: | \$39,630 | \$31,320 | \$38,150 | \$38,390 | \$38,390 | \$49,910 |
| Employment: 10 | | HOURLY: | \$19.05 | \$15.06 | \$18.34 | \$18.46 | \$18.46 | \$24.00 |
| Region 5 | | ANNUAL: | \$41,340 | \$31,020 | \$36,970 | \$40,130 | \$44,650 | \$54,570 |
| Employment: 30 | | HOURLY: | \$19.87 | \$14.91 | \$17.78 | \$19.29 | \$21.47 | \$26.23 |
| Region 7 | | ANNUAL: | \$44,600 | \$32,940 | \$37,040 | \$43,940 | \$44,470 | \$61,320 |
| Employment: 30 | | HOURLY: | \$21.44 | \$15.84 | \$17.81 | \$21.13 | \$21.38 | \$29.48 |
| Bismarck, ND MetroSA | | ANNUAL: | \$44,600 | \$32,940 | \$37,040 | \$43,940 | \$44,470 | \$61,320 |
| Employment: 30 | | HOURLY: | \$21.44 | \$15.84 | \$17.81 | \$21.13 | \$21.38 | \$29.48 |
| Fargo, ND-MN MetroSA | | ANNUAL: | \$42,080 | \$31,020 | \$37,310 | \$40,130 | \$44,700 | \$59,910 |
| Employment: N/A | | HOURLY: | \$20.23 | \$14.92 | \$17.94 | \$19.30 | \$21.49 | \$28.81 |

49-9096 Riggers

Alternate Job Title(s): Acrobatic Rigger; Crane Rigger; Yard Rigger

Set up or repair rigging for construction projects, manufacturing plants, logging yards, ships and shipyards, or for the entertainment industry.

| | | | | | | | | |
|------------------------------|--|----------------|----------|----------|----------|----------|----------|----------|
| North Dakota | | ANNUAL: | \$50,140 | \$29,470 | \$29,470 | \$46,420 | \$60,330 | \$72,340 |
| Employment: N/A | | HOURLY: | \$24.11 | \$14.17 | \$14.17 | \$22.32 | \$29.00 | \$34.78 |
| Region 1 | | ANNUAL: | \$48,390 | \$29,460 | \$29,470 | \$46,420 | \$60,320 | \$74,890 |
| Employment: 130 | | HOURLY: | \$23.26 | \$14.17 | \$14.17 | \$22.32 | \$29.00 | \$36.01 |
| Region 8 | | ANNUAL: | \$52,440 | \$29,460 | \$46,420 | \$52,580 | \$65,670 | \$72,140 |
| Employment: 40 | | HOURLY: | \$25.21 | \$14.17 | \$22.31 | \$25.28 | \$31.57 | \$34.68 |
| West ND Nonmetro Area | | ANNUAL: | \$49,590 | \$29,470 | \$29,470 | \$46,420 | \$60,320 | \$72,340 |
| Employment: N/A | | HOURLY: | \$23.84 | \$14.17 | \$14.17 | \$22.32 | \$29.00 | \$34.78 |

'N/A' indicates data or information cannot be released due to reliability, availability, or confidentiality restrictions. Since a portion of substate employment is not attributed to a region, substate areas will NOT add up to statewide totals. Rounding and the absence of suppressed data may also affect additivity.

| | WAGE ESTIMATES | | | | | |
|--|-------------------|--------------------|--------------------|--------------------------------|--------------------|--------------------|
| | Average (Mean) | 10th Percentile | 25th Percentile | 50th Percentile (Median) | 75th Percentile | 90th Percentile |

49-9098 Helpers--Installation, Maintenance, and Repair Workers

Alternate Job Title(s): Automobile Body Repairer Helper; Locksmith Helper; Motorboat Mechanic Helper

Help installation, maintenance, and repair workers in maintenance, parts replacement, and repair of vehicles, industrial machinery, and electrical and electronic equipment. Perform duties such as furnishing tools, materials, and supplies to other workers; cleaning work area, machines, and tools; and holding materials or tools for other workers.

| | | | | | | | | |
|-----------------------------------|-----|----------------|----------|----------|----------|----------|----------|----------|
| North Dakota | | ANNUAL: | \$41,830 | \$25,870 | \$32,790 | \$42,240 | \$49,850 | \$55,660 |
| Employment: | 80 | HOURLY: | \$20.11 | \$12.44 | \$15.76 | \$20.31 | \$23.97 | \$26.76 |
| Region 2 | | ANNUAL: | \$37,000 | \$26,330 | \$26,330 | \$37,440 | \$46,610 | \$54,910 |
| Employment: | 20 | HOURLY: | \$17.79 | \$12.66 | \$12.66 | \$18.00 | \$22.41 | \$26.40 |
| Region 5 | | ANNUAL: | \$41,120 | \$23,350 | \$32,480 | \$43,560 | \$45,790 | \$61,070 |
| Employment: | 20 | HOURLY: | \$19.77 | \$11.23 | \$15.61 | \$20.94 | \$22.01 | \$29.36 |
| Region 7 | | ANNUAL: | \$46,450 | \$35,510 | \$40,790 | \$41,380 | \$54,920 | \$61,200 |
| Employment: | 10 | HOURLY: | \$22.33 | \$17.07 | \$19.61 | \$19.89 | \$26.40 | \$29.42 |
| Fargo, ND-MN MetroSA | | ANNUAL: | \$39,100 | \$23,350 | \$31,680 | \$42,240 | \$45,790 | \$47,550 |
| Employment: | 30 | HOURLY: | \$18.80 | \$11.23 | \$15.23 | \$20.31 | \$22.01 | \$22.86 |
| Grand Forks, ND-MN MetroSA | | ANNUAL: | \$36,020 | \$29,710 | \$32,040 | \$32,040 | \$43,680 | \$46,990 |
| Employment: | 10 | HOURLY: | \$17.32 | \$14.28 | \$15.41 | \$15.41 | \$21.00 | \$22.59 |
| West ND Nonmetro Area | | ANNUAL: | \$40,640 | \$19,010 | \$30,600 | \$40,790 | \$54,910 | \$54,920 |
| Employment: | N/A | HOURLY: | \$19.54 | \$9.14 | \$14.71 | \$19.61 | \$26.40 | \$26.40 |
| East ND Nonmetro Area | | ANNUAL: | \$44,130 | \$32,790 | \$37,440 | \$39,400 | \$49,850 | \$55,770 |
| Employment: | 10 | HOURLY: | \$21.22 | \$15.76 | \$18.00 | \$18.94 | \$23.97 | \$26.81 |

'N/A' indicates data or information cannot be released due to reliability, availability, or confidentiality restrictions. Since a portion of substate employment is not attributed to a region, substate areas will NOT add up to statewide totals. Rounding and the absence of suppressed data may also affect additivity.

| | | | WAGE ESTIMATES | | | | | |
|---|-----|---------|-------------------|--------------------|--------------------|--------------------------------|--------------------|--------------------|
| | | | Average (Mean) | 10th Percentile | 25th Percentile | 50th Percentile (Median) | 75th Percentile | 90th Percentile |
| 49-9099 Installation, Maintenance, and Repair Workers, All Other | | | | | | | | |
| Alternate Job Title(s): Bowling Alley Mechanic; Fabric Awning Repairer; Fire Extinguisher Installer; Gasoline Pump Installer; Gunsmith; Parachute Repairer; Sail Repairer | | | | | | | | |
| All installation, maintenance, and repair workers not listed separately. | | | | | | | | |
| North Dakota | | ANNUAL: | \$46,560 | \$30,180 | \$35,350 | \$43,720 | \$52,750 | \$66,380 |
| Employment: | 930 | HOURLY: | \$22.38 | \$14.51 | \$16.99 | \$21.02 | \$25.36 | \$31.91 |
| Region 1 | | ANNUAL: | \$52,200 | \$31,570 | \$39,500 | \$47,920 | \$56,200 | \$82,310 |
| Employment: | 80 | HOURLY: | \$25.10 | \$15.18 | \$18.99 | \$23.04 | \$27.02 | \$39.57 |
| Region 2 | | ANNUAL: | \$49,290 | \$31,570 | \$35,910 | \$45,550 | \$57,040 | \$79,710 |
| Employment: | 70 | HOURLY: | \$23.70 | \$15.18 | \$17.26 | \$21.90 | \$27.42 | \$38.32 |
| Region 3 | | ANNUAL: | \$58,330 | \$35,910 | \$52,620 | \$62,480 | \$68,620 | \$72,760 |
| Employment: | 30 | HOURLY: | \$28.04 | \$17.26 | \$25.30 | \$30.04 | \$32.99 | \$34.98 |
| Region 4 | | ANNUAL: | \$45,320 | \$29,480 | \$35,900 | \$44,000 | \$52,040 | \$67,520 |
| Employment: | 70 | HOURLY: | \$21.79 | \$14.17 | \$17.26 | \$21.15 | \$25.02 | \$32.46 |
| Region 5 | | ANNUAL: | \$44,320 | \$29,830 | \$33,020 | \$42,490 | \$52,380 | \$62,300 |
| Employment: | 390 | HOURLY: | \$21.31 | \$14.34 | \$15.87 | \$20.43 | \$25.18 | \$29.95 |
| Region 6 | | ANNUAL: | \$48,200 | \$32,180 | \$39,760 | \$39,760 | \$58,960 | \$70,080 |
| Employment: | 40 | HOURLY: | \$23.17 | \$15.47 | \$19.12 | \$19.12 | \$28.35 | \$33.69 |
| Region 7 | | ANNUAL: | \$46,970 | \$30,540 | \$35,170 | \$44,240 | \$52,780 | \$69,910 |
| Employment: | 160 | HOURLY: | \$22.58 | \$14.68 | \$16.91 | \$21.27 | \$25.37 | \$33.61 |
| Region 8 | | ANNUAL: | \$43,710 | \$31,570 | \$35,900 | \$40,270 | \$49,660 | \$56,190 |
| Employment: | 80 | HOURLY: | \$21.02 | \$15.18 | \$17.26 | \$19.36 | \$23.88 | \$27.02 |
| Bismarck, ND MetroSA | | ANNUAL: | \$46,890 | \$30,540 | \$34,430 | \$43,720 | \$52,770 | \$69,910 |
| Employment: | 150 | HOURLY: | \$22.54 | \$14.68 | \$16.55 | \$21.02 | \$25.37 | \$33.61 |
| Fargo, ND-MN MetroSA | | ANNUAL: | \$44,500 | \$29,830 | \$33,680 | \$42,910 | \$52,430 | \$62,300 |
| Employment: | 380 | HOURLY: | \$21.39 | \$14.34 | \$16.19 | \$20.63 | \$25.21 | \$29.95 |
| Grand Forks, ND-MN MetroSA | | ANNUAL: | \$47,070 | \$30,810 | \$38,350 | \$47,080 | \$52,620 | \$67,520 |
| Employment: | 50 | HOURLY: | \$22.63 | \$14.81 | \$18.44 | \$22.64 | \$25.30 | \$32.46 |
| West ND Nonmetro Area | | ANNUAL: | \$48,550 | \$31,570 | \$37,920 | \$43,680 | \$53,370 | \$73,990 |
| Employment: | 240 | HOURLY: | \$23.34 | \$15.18 | \$18.23 | \$21.00 | \$25.66 | \$35.57 |
| East ND Nonmetro Area | | ANNUAL: | \$48,380 | \$30,960 | \$35,900 | \$47,080 | \$60,580 | \$70,080 |
| Employment: | 110 | HOURLY: | \$23.26 | \$14.89 | \$17.26 | \$22.64 | \$29.13 | \$33.69 |

'N/A' indicates data or information cannot be released due to reliability, availability, or confidentiality restrictions. Since a portion of substate employment is not attributed to a region, substate areas will NOT add up to statewide totals. Rounding and the absence of suppressed data may also affect additivity.

| | | WAGE ESTIMATES | | | | | |
|--|---------|-------------------|--------------------|--------------------|--------------------------------|--------------------|--------------------|
| | | Average (Mean) | 10th Percentile | 25th Percentile | 50th Percentile (Median) | 75th Percentile | 90th Percentile |
| 51-0000 Production Occupations | | | | | | | |
| Alternate Job Title(s): N/A | | | | | | | |
| North Dakota Employment: 23,150 | ANNUAL: | \$53,220 | \$31,610 | \$38,190 | \$47,270 | \$62,620 | \$82,830 |
| | HOURLY: | \$25.59 | \$15.20 | \$18.36 | \$22.72 | \$30.11 | \$39.82 |
| Region 1 Employment: 1,590 | ANNUAL: | \$70,240 | \$36,200 | \$48,920 | \$63,690 | \$90,380 | \$105,990 |
| | HOURLY: | \$33.77 | \$17.40 | \$23.52 | \$30.62 | \$43.45 | \$50.96 |
| Region 2 Employment: 1,390 | ANNUAL: | \$54,300 | \$29,880 | \$34,980 | \$47,240 | \$61,110 | \$95,610 |
| | HOURLY: | \$26.11 | \$14.37 | \$16.82 | \$22.71 | \$29.38 | \$45.96 |
| Region 3 Employment: 540 | ANNUAL: | \$42,040 | \$28,710 | \$31,640 | \$38,350 | \$47,730 | \$60,850 |
| | HOURLY: | \$20.21 | \$13.80 | \$15.21 | \$18.44 | \$22.95 | \$29.25 |
| Region 4 Employment: 2,950 | ANNUAL: | \$48,470 | \$31,660 | \$38,730 | \$46,170 | \$56,590 | \$67,600 |
| | HOURLY: | \$23.30 | \$15.22 | \$18.62 | \$22.20 | \$27.21 | \$32.50 |
| Region 5 Employment: 10,020 | ANNUAL: | \$48,420 | \$32,040 | \$38,230 | \$45,080 | \$59,830 | \$66,610 |
| | HOURLY: | \$23.28 | \$15.40 | \$18.38 | \$21.67 | \$28.77 | \$32.02 |
| Region 6 Employment: 1,590 | ANNUAL: | \$48,220 | \$31,110 | \$36,940 | \$45,780 | \$54,000 | \$64,430 |
| | HOURLY: | \$23.18 | \$14.96 | \$17.76 | \$22.01 | \$25.96 | \$30.98 |
| Region 7 Employment: 3,430 | ANNUAL: | \$65,760 | \$31,190 | \$39,110 | \$55,510 | \$101,480 | \$110,660 |
| | HOURLY: | \$31.61 | \$15.00 | \$18.80 | \$26.69 | \$48.79 | \$53.20 |
| Region 8 Employment: 1,490 | ANNUAL: | \$54,920 | \$34,070 | \$36,920 | \$48,350 | \$61,970 | \$89,260 |
| | HOURLY: | \$26.41 | \$16.38 | \$17.75 | \$23.24 | \$29.79 | \$42.91 |
| Bismarck, ND MetroSA Employment: 2,510 | ANNUAL: | \$55,860 | \$30,810 | \$37,360 | \$47,490 | \$65,180 | \$101,480 |
| | HOURLY: | \$26.86 | \$14.81 | \$17.96 | \$22.83 | \$31.34 | \$48.79 |
| Fargo, ND-MN MetroSA Employment: 7,570 | ANNUAL: | \$45,270 | \$31,140 | \$37,450 | \$43,140 | \$50,030 | \$61,290 |
| | HOURLY: | \$21.77 | \$14.97 | \$18.01 | \$20.74 | \$24.05 | \$29.46 |
| Grand Forks, ND-MN MetroSA Employment: 2,960 | ANNUAL: | \$48,750 | \$31,530 | \$37,930 | \$46,300 | \$56,800 | \$69,630 |
| | HOURLY: | \$23.44 | \$15.16 | \$18.24 | \$22.26 | \$27.31 | \$33.48 |
| West ND Nonmetro Area Employment: 5,380 | ANNUAL: | \$65,760 | \$33,650 | \$39,730 | \$56,390 | \$88,110 | \$110,660 |
| | HOURLY: | \$31.62 | \$16.18 | \$19.10 | \$27.11 | \$42.36 | \$53.20 |
| East ND Nonmetro Area Employment: 6,280 | ANNUAL: | \$50,830 | \$32,170 | \$38,410 | \$47,810 | \$64,700 | \$66,610 |
| | HOURLY: | \$24.44 | \$15.47 | \$18.47 | \$22.98 | \$31.11 | \$32.02 |

'N/A' indicates data or information cannot be released due to reliability, availability, or confidentiality restrictions. Since a portion of substate employment is not attributed to a region, substate areas will NOT add up to statewide totals. Rounding and the absence of suppressed data may also affect additivity.

| | | WAGE ESTIMATES | | | | | |
|---|--|-------------------|--------------------|--------------------|--------------------------------|--------------------|--------------------|
| | | Average (Mean) | 10th Percentile | 25th Percentile | 50th Percentile (Median) | 75th Percentile | 90th Percentile |
| 51-1011 First-Line Supervisors of Production and Operating Workers | | | | | | | |
| Alternate Job Title(s): Assembly Line Supervisor; Machinist Supervisor; Printing Worker Supervisor | | | | | | | |
| Directly supervise and coordinate the activities of production and operating workers, such as inspectors, precision workers, machine setters and operators, assemblers, fabricators, and plant and system operators. Excludes team or work leaders. | | | | | | | |
| North Dakota | | ANNUAL: | \$79,720 | \$48,030 | \$58,700 | \$72,160 | \$92,800 |
| Employment: 1,560 | | HOURLY: | \$38.33 | \$23.09 | \$28.22 | \$34.69 | \$61.02 |
| Region 1 | | ANNUAL: | \$113,740 | \$56,220 | \$75,290 | \$115,430 | \$153,440 |
| Employment: 110 | | HOURLY: | \$54.68 | \$27.03 | \$36.20 | \$55.49 | \$73.77 |
| Region 2 | | ANNUAL: | \$88,920 | \$45,590 | \$53,050 | \$74,660 | \$126,930 |
| Employment: 70 | | HOURLY: | \$42.75 | \$21.92 | \$25.50 | \$35.89 | \$61.02 |
| Region 3 | | ANNUAL: | \$63,260 | \$45,580 | \$48,640 | \$54,930 | \$75,940 |
| Employment: 40 | | HOURLY: | \$30.41 | \$21.91 | \$23.39 | \$26.41 | \$36.51 |
| Region 4 | | ANNUAL: | \$73,650 | \$48,480 | \$59,600 | \$73,420 | \$86,730 |
| Employment: 210 | | HOURLY: | \$35.41 | \$23.31 | \$28.65 | \$35.30 | \$41.70 |
| Region 5 | | ANNUAL: | \$68,790 | \$47,320 | \$54,380 | \$67,060 | \$77,250 |
| Employment: 660 | | HOURLY: | \$33.07 | \$22.75 | \$26.14 | \$32.24 | \$37.14 |
| Region 6 | | ANNUAL: | \$71,430 | \$45,650 | \$50,110 | \$71,660 | \$82,190 |
| Employment: 80 | | HOURLY: | \$34.34 | \$21.94 | \$24.09 | \$34.45 | \$39.51 |
| Region 7 | | ANNUAL: | \$94,940 | \$50,710 | \$64,640 | \$84,870 | \$126,890 |
| Employment: 300 | | HOURLY: | \$45.64 | \$24.38 | \$31.08 | \$40.80 | \$61.00 |
| Region 8 | | ANNUAL: | \$89,340 | \$53,040 | \$62,480 | \$76,270 | \$102,190 |
| Employment: 80 | | HOURLY: | \$42.95 | \$25.50 | \$30.04 | \$36.67 | \$49.13 |
| Bismarck, ND MetroSA | | ANNUAL: | \$84,310 | \$50,390 | \$60,770 | \$78,170 | \$107,410 |
| Employment: 230 | | HOURLY: | \$40.53 | \$24.23 | \$29.22 | \$37.58 | \$51.64 |
| Fargo, ND-MN MetroSA | | ANNUAL: | \$67,970 | \$48,000 | \$52,400 | \$66,090 | \$76,560 |
| Employment: 540 | | HOURLY: | \$32.68 | \$23.08 | \$25.19 | \$31.78 | \$36.81 |
| Grand Forks, ND-MN MetroSA | | ANNUAL: | \$73,580 | \$45,480 | \$59,600 | \$70,930 | \$88,080 |
| Employment: 220 | | HOURLY: | \$35.38 | \$21.87 | \$28.66 | \$34.10 | \$42.35 |
| West ND Nonmetro Area | | ANNUAL: | \$105,950 | \$49,090 | \$66,330 | \$102,120 | \$147,360 |
| Employment: 330 | | HOURLY: | \$50.94 | \$23.60 | \$31.89 | \$49.10 | \$70.84 |
| East ND Nonmetro Area | | ANNUAL: | \$69,160 | \$46,360 | \$50,110 | \$68,320 | \$80,510 |
| Employment: 350 | | HOURLY: | \$33.25 | \$22.29 | \$24.09 | \$32.85 | \$38.71 |

51-2011 Aircraft Structure, Surfaces, Rigging, and Systems Assemblers**Alternate Job Title(s):** Aircraft De-Icer Installer; Aircraft Fuselage Framer; Aircraft Riveter

Assemble, fit, fasten, and install parts of airplanes, space vehicles, or missiles, such as tails, wings, fuselage, bulkheads, stabilizers, landing gear, rigging and control equipment, or heating and ventilating systems.

| | | | | | | | |
|-----------------|--|----------------|----------|----------|----------|----------|----------|
| Region 5 | | ANNUAL: | \$60,600 | \$53,950 | \$53,950 | \$59,800 | \$69,430 |
| Employment: 10 | | HOURLY: | \$29.14 | \$25.94 | \$25.94 | \$28.75 | \$33.38 |

'N/A' indicates data or information cannot be released due to reliability, availability, or confidentiality restrictions. Since a portion of substate employment is not attributed to a region, substate areas will NOT add up to statewide totals. Rounding and the absence of suppressed data may also affect additivity.

| | | | WAGE ESTIMATES | | | | | | |
|--|-----|----------------|-------------------|--------------------|--------------------|--------------------------------|--------------------|--------------------|----------|
| | | | Average (Mean) | 10th Percentile | 25th Percentile | 50th Percentile (Median) | 75th Percentile | 90th Percentile | |
| 51-2028 Electrical, Electronic, and Electromechanical Assemblers, Except Coil Winders, Tapers, and Finishers | | | | | | | | | |
| Alternate Job Title(s): Anode Builder; Battery Builder; Circuit Board Assembler; Electric Motor Controls Assembler; Programmable Logic Controller Assembler; Synchronous Motor Assembler; Vacuum Cleaner Assembler; Vending Machine Assembler | | | | | | | | | |
| Assemble or modify electrical, electronic, or electromechanical equipment or devices. | | | | | | | | | |
| North Dakota | | | ANNUAL: | \$39,290 | \$30,150 | \$35,890 | \$37,130 | \$43,580 | \$48,370 |
| Employment: | 460 | HOURLY: | \$18.89 | \$14.50 | \$17.26 | \$17.85 | \$20.95 | \$23.25 | |
| Region 5 | | | ANNUAL: | \$39,190 | \$28,220 | \$35,000 | \$37,550 | \$43,120 | \$48,370 |
| Employment: | 250 | HOURLY: | \$18.84 | \$13.57 | \$16.83 | \$18.05 | \$20.73 | \$23.25 | |
| Region 8 | | | ANNUAL: | \$38,600 | \$35,890 | \$35,890 | \$35,890 | \$37,270 | \$45,440 |
| Employment: | N/A | HOURLY: | \$18.56 | \$17.26 | \$17.26 | \$17.26 | \$17.92 | \$21.85 | |
| Fargo, ND-MN MetroSA | | | ANNUAL: | \$40,420 | \$31,970 | \$36,580 | \$37,550 | \$44,020 | \$48,920 |
| Employment: | 270 | HOURLY: | \$19.43 | \$15.37 | \$17.59 | \$18.06 | \$21.16 | \$23.52 | |
| East ND Nonmetro Area | | | ANNUAL: | \$37,700 | \$27,580 | \$27,930 | \$32,170 | \$46,450 | \$54,770 |
| Employment: | 30 | HOURLY: | \$18.13 | \$13.26 | \$13.43 | \$15.47 | \$22.33 | \$26.33 | |

51-2041 Structural Metal Fabricators and Fitters**Alternate Job Title(s):** Mill Beam Fitter; Protector Plate Attacher

Fabricate, position, align, and fit parts of structural metal products. Shipfitters are included in Layout Workers, Metal and Plastic (51-4192).

| | | | | | | | | |
|-----------------------------------|-----|----------------|----------|----------|----------|----------|----------|----------|
| North Dakota | | ANNUAL: | \$50,160 | \$44,970 | \$45,770 | \$46,580 | \$51,080 | \$62,430 |
| Employment: | 250 | HOURLY: | \$24.11 | \$21.62 | \$22.00 | \$22.40 | \$24.56 | \$30.01 |
| Region 4 | | ANNUAL: | \$48,120 | \$37,690 | \$44,840 | \$45,220 | \$48,020 | \$70,440 |
| Employment: | 30 | HOURLY: | \$23.13 | \$18.12 | \$21.56 | \$21.74 | \$23.09 | \$33.86 |
| Region 5 | | ANNUAL: | \$49,540 | \$45,610 | \$45,770 | \$46,010 | \$49,470 | \$58,920 |
| Employment: | 140 | HOURLY: | \$23.82 | \$21.93 | \$22.00 | \$22.12 | \$23.78 | \$28.33 |
| Region 7 | | ANNUAL: | \$53,820 | \$45,860 | \$45,890 | \$49,990 | \$60,200 | \$72,080 |
| Employment: | 20 | HOURLY: | \$25.88 | \$22.05 | \$22.06 | \$24.03 | \$28.94 | \$34.65 |
| Bismarck, ND MetroSA | | ANNUAL: | \$53,580 | \$45,860 | \$45,890 | \$49,990 | \$60,200 | \$71,870 |
| Employment: | 20 | HOURLY: | \$25.76 | \$22.05 | \$22.06 | \$24.03 | \$28.94 | \$34.55 |
| Fargo, ND-MN MetroSA | | ANNUAL: | \$49,190 | \$45,600 | \$45,770 | \$45,940 | \$48,660 | \$58,920 |
| Employment: | 130 | HOURLY: | \$23.65 | \$21.93 | \$22.00 | \$22.09 | \$23.40 | \$28.33 |
| Grand Forks, ND-MN MetroSA | | ANNUAL: | \$48,500 | \$42,460 | \$44,840 | \$45,220 | \$46,440 | \$70,440 |
| Employment: | 30 | HOURLY: | \$23.32 | \$20.41 | \$21.56 | \$21.74 | \$22.33 | \$33.86 |
| East ND Nonmetro Area | | ANNUAL: | \$49,480 | \$35,280 | \$46,270 | \$49,470 | \$49,480 | \$63,880 |
| Employment: | 50 | HOURLY: | \$23.79 | \$16.96 | \$22.24 | \$23.78 | \$23.79 | \$30.71 |

'N/A' indicates data or information cannot be released due to reliability, availability, or confidentiality restrictions. Since a portion of substate employment is not attributed to a region, substate areas will NOT add up to statewide totals. Rounding and the absence of suppressed data may also affect additivity.

| | | WAGE ESTIMATES | | | | | |
|---|-------------------|-------------------|--------------------|--------------------|--------------------------------|--------------------|--------------------|
| | | Average (Mean) | 10th Percentile | 25th Percentile | 50th Percentile (Median) | 75th Percentile | 90th Percentile |
| 51-2090 Miscellaneous Assemblers and Fabricators | | | | | | | |
| Alternate Job Title(s): Lead Team Assembler; Team Assembly Line Machine Operator; Team Automobile Assembler; Air Bag Builder; Crate Builder; Doll Maker | | | | | | | |
| Work as part of a team having responsibility for assembling an entire product or component of a product. Team assemblers can perform all tasks conducted by the team in the assembly process and rotate through all or most of them, rather than being assigned to a specific task on a permanent basis. May participate in making management decisions affecting the work. Includes team leaders who work as part of the team. Assemblers who continuously perform the same task are classified elsewhere in 51-2000. Includes all other assemblers and fabricators not listed separately. | | | | | | | |
| North Dakota | Employment: 4,140 | ANNUAL: | \$45,120 | \$32,200 | \$38,640 | \$43,890 | \$49,530 |
| | | HOURLY: | \$21.69 | \$15.48 | \$18.58 | \$21.10 | \$23.81 |
| Region 2 | Employment: 90 | ANNUAL: | \$38,180 | \$29,890 | \$34,980 | \$37,400 | \$40,230 |
| | | HOURLY: | \$18.36 | \$14.37 | \$16.82 | \$17.98 | \$19.34 |
| Region 3 | Employment: 50 | ANNUAL: | \$38,590 | \$31,610 | \$34,870 | \$38,350 | \$42,860 |
| | | HOURLY: | \$18.55 | \$15.20 | \$16.76 | \$18.44 | \$20.61 |
| Region 4 | Employment: 520 | ANNUAL: | \$42,700 | \$31,300 | \$39,440 | \$39,440 | \$47,440 |
| | | HOURLY: | \$20.53 | \$15.05 | \$18.96 | \$18.96 | \$22.81 |
| Region 5 | Employment: 2,740 | ANNUAL: | \$46,310 | \$35,670 | \$38,860 | \$44,060 | \$50,680 |
| | | HOURLY: | \$22.26 | \$17.15 | \$18.68 | \$21.18 | \$24.36 |
| Region 6 | Employment: 240 | ANNUAL: | \$44,610 | \$30,490 | \$38,200 | \$44,840 | \$49,740 |
| | | HOURLY: | \$21.45 | \$14.66 | \$18.37 | \$21.56 | \$23.91 |
| Region 7 | Employment: 380 | ANNUAL: | \$43,760 | \$31,480 | \$38,260 | \$43,970 | \$49,740 |
| | | HOURLY: | \$21.04 | \$15.13 | \$18.40 | \$21.14 | \$23.91 |
| Region 8 | Employment: 80 | ANNUAL: | \$41,530 | \$29,920 | \$34,270 | \$43,890 | \$47,700 |
| | | HOURLY: | \$19.96 | \$14.38 | \$16.48 | \$21.10 | \$22.93 |
| Bismarck, ND MetroSA | Employment: 370 | ANNUAL: | \$43,890 | \$31,480 | \$38,260 | \$43,970 | \$49,740 |
| | | HOURLY: | \$21.10 | \$15.13 | \$18.40 | \$21.14 | \$23.91 |
| Fargo, ND-MN MetroSA | Employment: 2,080 | ANNUAL: | \$42,340 | \$34,460 | \$38,780 | \$39,950 | \$44,980 |
| | | HOURLY: | \$20.36 | \$16.57 | \$18.64 | \$19.21 | \$21.63 |
| Grand Forks, ND-MN MetroSA | Employment: 480 | ANNUAL: | \$43,010 | \$31,300 | \$38,950 | \$43,620 | \$47,530 |
| | | HOURLY: | \$20.68 | \$15.05 | \$18.73 | \$20.97 | \$22.85 |
| West ND Nonmetro Area | Employment: 200 | ANNUAL: | \$39,980 | \$29,920 | \$34,980 | \$37,450 | \$44,730 |
| | | HOURLY: | \$19.22 | \$14.38 | \$16.82 | \$18.00 | \$21.51 |
| East ND Nonmetro Area | Employment: 1,410 | ANNUAL: | \$50,220 | \$35,460 | \$39,440 | \$47,310 | \$64,700 |
| | | HOURLY: | \$24.14 | \$17.05 | \$18.96 | \$22.75 | \$31.11 |

'N/A' indicates data or information cannot be released due to reliability, availability, or confidentiality restrictions. Since a portion of substate employment is not attributed to a region, substate areas will NOT add up to statewide totals. Rounding and the absence of suppressed data may also affect additivity.

| | | | WAGE ESTIMATES | | | | | |
|---|-----|---------|-------------------|--------------------|--------------------|--------------------------------|--------------------|--------------------|
| | | | Average (Mean) | 10th Percentile | 25th Percentile | 50th Percentile (Median) | 75th Percentile | 90th Percentile |
| 51-3011 Bakers | | | | | | | | |
| Alternate Job Title(s): Bagel Maker; Bread Baker; Pastry Finisher | | | | | | | | |
| Mix and bake ingredients to produce breads, rolls, cookies, cakes, pies, pastries, or other baked goods. Pastry chefs in restaurants and hotels are included with Chefs and Head Cooks (35-1011). | | | | | | | | |
| North Dakota | | ANNUAL: | \$35,190 | \$28,110 | \$29,150 | \$34,070 | \$36,920 | \$46,380 |
| Employment: | 890 | HOURLY: | \$16.92 | \$13.52 | \$14.01 | \$16.38 | \$17.75 | \$22.30 |
| Region 1 | | ANNUAL: | \$34,270 | \$27,920 | \$29,010 | \$34,070 | \$35,610 | \$43,600 |
| Employment: | 40 | HOURLY: | \$16.48 | \$13.42 | \$13.95 | \$16.38 | \$17.12 | \$20.96 |
| Region 2 | | ANNUAL: | \$32,960 | \$26,700 | \$28,540 | \$29,890 | \$34,500 | \$43,600 |
| Employment: | 80 | HOURLY: | \$15.85 | \$12.84 | \$13.72 | \$14.37 | \$16.59 | \$20.96 |
| Region 4 | | ANNUAL: | \$33,030 | \$24,170 | \$29,020 | \$31,530 | \$35,700 | \$38,730 |
| Employment: | 90 | HOURLY: | \$15.88 | \$11.62 | \$13.95 | \$15.16 | \$17.16 | \$18.62 |
| Region 5 | | ANNUAL: | \$34,780 | \$28,060 | \$29,150 | \$32,040 | \$36,720 | \$45,550 |
| Employment: | 330 | HOURLY: | \$16.72 | \$13.49 | \$14.01 | \$15.40 | \$17.65 | \$21.90 |
| Region 6 | | ANNUAL: | \$32,610 | \$27,560 | \$28,490 | \$32,150 | \$34,070 | \$36,570 |
| Employment: | 50 | HOURLY: | \$15.68 | \$13.25 | \$13.70 | \$15.46 | \$16.38 | \$17.58 |
| Region 7 | | ANNUAL: | \$34,840 | \$26,290 | \$28,660 | \$34,070 | \$37,050 | \$48,460 |
| Employment: | 90 | HOURLY: | \$16.75 | \$12.64 | \$13.78 | \$16.38 | \$17.81 | \$23.30 |
| Region 8 | | ANNUAL: | \$39,520 | \$28,260 | \$36,920 | \$36,920 | \$46,380 | \$46,380 |
| Employment: | N/A | HOURLY: | \$19.00 | \$13.59 | \$17.75 | \$17.75 | \$22.30 | \$22.30 |
| Bismarck, ND MetroSA | | ANNUAL: | \$35,080 | \$27,500 | \$28,660 | \$31,970 | \$37,050 | \$48,740 |
| Employment: | 70 | HOURLY: | \$16.86 | \$13.22 | \$13.78 | \$15.37 | \$17.81 | \$23.44 |
| Fargo, ND-MN MetroSA | | ANNUAL: | \$34,830 | \$28,200 | \$29,220 | \$32,040 | \$36,720 | \$45,550 |
| Employment: | 310 | HOURLY: | \$16.75 | \$13.56 | \$14.05 | \$15.40 | \$17.66 | \$21.90 |
| Grand Forks, ND-MN MetroSA | | ANNUAL: | \$32,640 | \$24,260 | \$28,760 | \$31,200 | \$35,730 | \$38,730 |
| Employment: | 90 | HOURLY: | \$15.69 | \$11.67 | \$13.83 | \$15.00 | \$17.18 | \$18.62 |
| West ND Nonmetro Area | | ANNUAL: | \$36,920 | \$28,260 | \$29,890 | \$36,920 | \$40,420 | \$46,380 |
| Employment: | 320 | HOURLY: | \$17.75 | \$13.59 | \$14.37 | \$17.75 | \$19.43 | \$22.30 |
| East ND Nonmetro Area | | ANNUAL: | \$33,290 | \$27,560 | \$28,590 | \$34,070 | \$34,070 | \$38,950 |
| Employment: | 140 | HOURLY: | \$16.01 | \$13.25 | \$13.75 | \$16.38 | \$16.38 | \$18.72 |

'N/A' indicates data or information cannot be released due to reliability, availability, or confidentiality restrictions. Since a portion of substate employment is not attributed to a region, substate areas will NOT add up to statewide totals. Rounding and the absence of suppressed data may also affect additivity.

| | | | WAGE ESTIMATES | | | | | |
|---|-----|---------|-------------------|--------------------|--------------------|--------------------------------|--------------------|--------------------|
| | | | Average (Mean) | 10th Percentile | 25th Percentile | 50th Percentile (Median) | 75th Percentile | 90th Percentile |
| 51-3021 Butchers and Meat Cutters | | | | | | | | |
| Alternate Job Title(s): Butcher Apprentice; Kosher Butcher; Meat Carver; Meat Counter Worker | | | | | | | | |
| Cut, trim, or prepare consumer-sized portions of meat for use or sale in retail establishments. | | | | | | | | |
| North Dakota | | ANNUAL: | \$37,370 | \$26,320 | \$27,610 | \$37,040 | \$45,770 | \$51,130 |
| Employment: | 310 | HOURLY: | \$17.97 | \$12.66 | \$13.28 | \$17.81 | \$22.01 | \$24.58 |
| Region 2 | | ANNUAL: | \$36,510 | \$26,360 | \$26,890 | \$30,870 | \$43,620 | \$54,680 |
| Employment: | 40 | HOURLY: | \$17.55 | \$12.67 | \$12.93 | \$14.84 | \$20.97 | \$26.29 |
| Region 3 | | ANNUAL: | \$35,550 | \$22,350 | \$26,900 | \$31,420 | \$47,560 | \$48,750 |
| Employment: | 20 | HOURLY: | \$17.09 | \$10.75 | \$12.93 | \$15.11 | \$22.87 | \$23.44 |
| Region 4 | | ANNUAL: | \$38,420 | \$26,760 | \$29,410 | \$37,610 | \$45,570 | \$54,680 |
| Employment: | 40 | HOURLY: | \$18.47 | \$12.86 | \$14.14 | \$18.08 | \$21.91 | \$26.29 |
| Region 5 | | ANNUAL: | \$40,100 | \$27,310 | \$35,470 | \$37,570 | \$47,030 | \$53,030 |
| Employment: | 80 | HOURLY: | \$19.28 | \$13.13 | \$17.05 | \$18.06 | \$22.61 | \$25.49 |
| Region 6 | | ANNUAL: | \$32,570 | \$22,050 | \$26,900 | \$30,870 | \$38,060 | \$48,340 |
| Employment: | 30 | HOURLY: | \$15.66 | \$10.60 | \$12.93 | \$14.84 | \$18.30 | \$23.24 |
| Region 7 | | ANNUAL: | \$37,750 | \$25,120 | \$27,620 | \$37,840 | \$46,970 | \$51,770 |
| Employment: | 60 | HOURLY: | \$18.15 | \$12.08 | \$13.28 | \$18.19 | \$22.58 | \$24.89 |
| Region 8 | | ANNUAL: | \$34,050 | \$26,050 | \$27,610 | \$30,870 | \$37,550 | \$46,880 |
| Employment: | 20 | HOURLY: | \$16.37 | \$12.53 | \$13.28 | \$14.84 | \$18.05 | \$22.54 |
| Bismarck, ND MetroSA | | ANNUAL: | \$39,560 | \$26,320 | \$31,600 | \$38,390 | \$47,490 | \$51,770 |
| Employment: | 40 | HOURLY: | \$19.02 | \$12.66 | \$15.19 | \$18.46 | \$22.83 | \$24.89 |
| Fargo, ND-MN MetroSA | | ANNUAL: | \$38,990 | \$26,730 | \$32,820 | \$37,540 | \$45,810 | \$52,320 |
| Employment: | 100 | HOURLY: | \$18.75 | \$12.85 | \$15.78 | \$18.05 | \$22.03 | \$25.16 |
| Grand Forks, ND-MN MetroSA | | ANNUAL: | \$39,920 | \$29,000 | \$35,660 | \$37,860 | \$45,570 | \$54,680 |
| Employment: | 50 | HOURLY: | \$19.19 | \$13.94 | \$17.14 | \$18.20 | \$21.91 | \$26.29 |
| West ND Nonmetro Area | | ANNUAL: | \$35,680 | \$26,360 | \$26,890 | \$30,870 | \$39,940 | \$49,350 |
| Employment: | 100 | HOURLY: | \$17.15 | \$12.67 | \$12.93 | \$14.84 | \$19.20 | \$23.73 |
| East ND Nonmetro Area | | ANNUAL: | \$34,690 | \$22,350 | \$26,920 | \$30,870 | \$43,370 | \$48,850 |
| Employment: | 70 | HOURLY: | \$16.68 | \$10.75 | \$12.94 | \$14.84 | \$20.85 | \$23.48 |

'N/A' indicates data or information cannot be released due to reliability, availability, or confidentiality restrictions. Since a portion of substate employment is not attributed to a region, substate areas will NOT add up to statewide totals. Rounding and the absence of suppressed data may also affect additivity.

| | | | WAGE ESTIMATES | | | | | |
|--|-----|---------|-------------------|--------------------|--------------------|--------------------------------|--------------------|--------------------|
| | | | Average (Mean) | 10th Percentile | 25th Percentile | 50th Percentile (Median) | 75th Percentile | 90th Percentile |
| 51-3022 Meat, Poultry, and Fish Cutters and Trimmers | | | | | | | | |
| Alternate Job Title(s): Fish Filleter; Oyster Shucker; Poultry Eviscerator; Shrimp Picker | | | | | | | | |
| Use hands or hand tools to perform routine cutting and trimming of meat, poultry, and seafood. | | | | | | | | |
| North Dakota | | ANNUAL: | \$34,670 | \$27,040 | \$30,230 | \$34,870 | \$38,800 | \$44,850 |
| Employment: | 120 | HOURLY: | \$16.67 | \$13.00 | \$14.54 | \$16.77 | \$18.65 | \$21.56 |
| Region 5 | | ANNUAL: | \$36,380 | \$28,730 | \$29,770 | \$35,630 | \$43,500 | \$44,860 |
| Employment: | 20 | HOURLY: | \$17.49 | \$13.81 | \$14.31 | \$17.13 | \$20.91 | \$21.57 |
| Region 6 | | ANNUAL: | \$31,940 | \$25,000 | \$25,000 | \$31,210 | \$36,710 | \$44,840 |
| Employment: | 10 | HOURLY: | \$15.36 | \$12.02 | \$12.02 | \$15.00 | \$17.65 | \$21.56 |
| Region 7 | | ANNUAL: | \$35,440 | \$25,530 | \$31,150 | \$35,710 | \$41,600 | \$48,160 |
| Employment: | 20 | HOURLY: | \$17.04 | \$12.28 | \$14.97 | \$17.17 | \$20.00 | \$23.15 |
| Bismarck, ND MetroSA | | ANNUAL: | \$36,470 | \$27,030 | \$31,210 | \$35,710 | \$41,600 | \$48,160 |
| Employment: | 20 | HOURLY: | \$17.53 | \$13.00 | \$15.01 | \$17.17 | \$20.00 | \$23.15 |
| Fargo, ND-MN MetroSA | | ANNUAL: | \$37,730 | \$28,730 | \$31,180 | \$35,830 | \$43,500 | \$47,760 |
| Employment: | 20 | HOURLY: | \$18.14 | \$13.81 | \$14.99 | \$17.23 | \$20.91 | \$22.96 |
| East ND Nonmetro Area | | ANNUAL: | \$33,330 | \$27,470 | \$30,230 | \$34,870 | \$34,870 | \$44,420 |
| Employment: | 50 | HOURLY: | \$16.02 | \$13.21 | \$14.54 | \$16.77 | \$16.77 | \$21.36 |

51-3023 Slaughterers and Meat Packers**Alternate Job Title(s):** Halal Meat Packer; Poultry Slaughterer; Shochet

Perform nonroutine or precision functions involving the preparation of large portions of meat. Work may include specialized slaughtering tasks, cutting standard or premium cuts of meat for marketing, making sausage, or wrapping meats. Work typically occurs in slaughtering, meat packing, or wholesale establishments. Excludes Meat, Poultry, and Fish Cutters and Trimmers (51-3022) who perform routine meat cutting.

| | | | | | | | | |
|------------------------------|-----|---------|----------|----------|----------|----------|----------|----------|
| North Dakota | | ANNUAL: | \$32,470 | \$23,630 | \$29,980 | \$31,590 | \$34,980 | \$39,390 |
| Employment: | 130 | HOURLY: | \$15.61 | \$11.36 | \$14.41 | \$15.19 | \$16.82 | \$18.94 |
| Region 2 | | ANNUAL: | \$32,450 | \$26,930 | \$27,680 | \$33,070 | \$34,680 | \$37,610 |
| Employment: | 20 | HOURLY: | \$15.60 | \$12.95 | \$13.31 | \$15.90 | \$16.67 | \$18.08 |
| Region 3 | | ANNUAL: | \$35,730 | \$31,070 | \$31,340 | \$36,240 | \$36,320 | \$45,840 |
| Employment: | N/A | HOURLY: | \$17.18 | \$14.94 | \$15.07 | \$17.42 | \$17.46 | \$22.04 |
| Region 5 | | ANNUAL: | \$31,000 | \$21,910 | \$24,100 | \$31,070 | \$34,980 | \$39,390 |
| Employment: | 30 | HOURLY: | \$14.91 | \$10.53 | \$11.59 | \$14.94 | \$16.82 | \$18.94 |
| Region 8 | | ANNUAL: | \$32,340 | \$27,660 | \$27,960 | \$33,070 | \$34,410 | \$36,240 |
| Employment: | 20 | HOURLY: | \$15.55 | \$13.30 | \$13.44 | \$15.90 | \$16.54 | \$17.42 |
| West ND Nonmetro Area | | ANNUAL: | \$32,320 | \$27,530 | \$29,730 | \$33,070 | \$34,680 | \$38,520 |
| Employment: | 50 | HOURLY: | \$15.54 | \$13.24 | \$14.29 | \$15.90 | \$16.67 | \$18.52 |
| East ND Nonmetro Area | | ANNUAL: | \$33,890 | \$27,660 | \$31,070 | \$34,410 | \$36,310 | \$42,670 |
| Employment: | 50 | HOURLY: | \$16.29 | \$13.30 | \$14.94 | \$16.54 | \$17.46 | \$20.51 |

'N/A' indicates data or information cannot be released due to reliability, availability, or confidentiality restrictions. Since a portion of substate employment is not attributed to a region, substate areas will NOT add up to statewide totals. Rounding and the absence of suppressed data may also affect additivity.

| | WAGE ESTIMATES | | | | | |
|--|-------------------|--------------------|--------------------|--------------------------------|--------------------|--------------------|
| | Average (Mean) | 10th Percentile | 25th Percentile | 50th Percentile (Median) | 75th Percentile | 90th Percentile |

51-3091 Food and Tobacco Roasting, Baking, and Drying Machine Operators and Tenders

Alternate Job Title(s): Coffee Roaster; Fish Smoker; Meat Curer; Smokehouse Worker

Operate or tend food or tobacco roasting, baking, or drying equipment, including hearth ovens, kiln driers, roasters, char kilns, and vacuum drying equipment.

| | | | | | | | | |
|------------------------------|----|----------------|----------|----------|----------|----------|----------|----------|
| North Dakota | | ANNUAL: | \$50,210 | \$31,030 | \$38,080 | \$44,100 | \$66,410 | \$74,100 |
| Employment: | 40 | HOURLY: | \$24.14 | \$14.92 | \$18.31 | \$21.20 | \$31.93 | \$35.63 |
| Region 5 | | ANNUAL: | \$56,340 | \$29,250 | \$38,080 | \$66,410 | \$67,010 | \$74,110 |
| Employment: | 20 | HOURLY: | \$27.09 | \$14.06 | \$18.31 | \$31.93 | \$32.21 | \$35.63 |
| East ND Nonmetro Area | | ANNUAL: | \$56,820 | \$33,690 | \$38,080 | \$66,410 | \$67,010 | \$74,110 |
| Employment: | 30 | HOURLY: | \$27.32 | \$16.20 | \$18.31 | \$31.93 | \$32.21 | \$35.63 |

51-3092 Food Batchmakers

Alternate Job Title(s): Frozen Yogurt Maker; Honey Blender; Peanut Butter Maker

Set up and operate equipment that mixes or blends ingredients used in the manufacturing of food products. Includes candy makers and cheese makers.

| | | | | | | | | |
|------------------------------|-----|----------------|----------|----------|----------|----------|----------|----------|
| North Dakota | | ANNUAL: | \$35,510 | \$27,340 | \$31,190 | \$32,730 | \$39,660 | \$46,020 |
| Employment: | 300 | HOURLY: | \$17.07 | \$13.14 | \$15.00 | \$15.73 | \$19.07 | \$22.12 |
| Region 2 | | ANNUAL: | \$35,120 | \$23,140 | \$28,480 | \$36,440 | \$36,460 | \$46,020 |
| Employment: | 20 | HOURLY: | \$16.89 | \$11.12 | \$13.69 | \$17.52 | \$17.53 | \$22.12 |
| Region 4 | | ANNUAL: | \$32,980 | \$21,060 | \$28,950 | \$35,380 | \$35,380 | \$39,380 |
| Employment: | 30 | HOURLY: | \$15.86 | \$10.12 | \$13.92 | \$17.01 | \$17.01 | \$18.93 |
| Region 5 | | ANNUAL: | \$37,180 | \$28,510 | \$32,100 | \$32,820 | \$39,810 | \$51,160 |
| Employment: | 130 | HOURLY: | \$17.88 | \$13.71 | \$15.43 | \$15.78 | \$19.14 | \$24.59 |
| Region 6 | | ANNUAL: | \$40,730 | \$32,060 | \$33,070 | \$44,150 | \$44,150 | \$48,660 |
| Employment: | 20 | HOURLY: | \$19.58 | \$15.41 | \$15.90 | \$21.23 | \$21.23 | \$23.39 |
| Region 7 | | ANNUAL: | \$32,310 | \$24,950 | \$31,190 | \$31,190 | \$31,190 | \$40,820 |
| Employment: | N/A | HOURLY: | \$15.53 | \$11.99 | \$15.00 | \$15.00 | \$15.00 | \$19.63 |
| Fargo, ND-MN MetroSA | | ANNUAL: | \$36,550 | \$28,510 | \$29,210 | \$32,730 | \$39,670 | \$57,440 |
| Employment: | 160 | HOURLY: | \$17.57 | \$13.71 | \$14.04 | \$15.73 | \$19.07 | \$27.62 |
| East ND Nonmetro Area | | ANNUAL: | \$40,660 | \$32,050 | \$32,100 | \$36,420 | \$45,190 | \$66,850 |
| Employment: | 70 | HOURLY: | \$19.55 | \$15.41 | \$15.43 | \$17.51 | \$21.72 | \$32.14 |

51-3099 Food Processing Workers, All Other

Alternate Job Title(s): Olive Pitter; Poultry Hanger; Yeast Maker

All food processing workers not listed separately

| | | | | | | | | |
|-----------------------------------|----|----------------|----------|----------|----------|----------|----------|----------|
| North Dakota | | ANNUAL: | \$38,970 | \$30,050 | \$32,550 | \$39,480 | \$41,600 | \$50,700 |
| Employment: | 50 | HOURLY: | \$18.74 | \$14.45 | \$15.65 | \$18.98 | \$20.00 | \$24.37 |
| Grand Forks, ND-MN MetroSA | | ANNUAL: | \$44,790 | \$35,310 | \$41,190 | \$48,940 | \$48,950 | \$50,700 |
| Employment: | 40 | HOURLY: | \$21.53 | \$16.98 | \$19.80 | \$23.53 | \$23.53 | \$24.37 |
| West ND Nonmetro Area | | ANNUAL: | \$36,660 | \$30,050 | \$30,920 | \$39,250 | \$41,280 | \$41,600 |
| Employment: | 10 | HOURLY: | \$17.63 | \$14.45 | \$14.87 | \$18.87 | \$19.85 | \$20.00 |

'N/A' indicates data or information cannot be released due to reliability, availability, or confidentiality restrictions. Since a portion of substate employment is not attributed to a region, substate areas will NOT add up to statewide totals. Rounding and the absence of suppressed data may also affect additivity.

| | WAGE ESTIMATES | | | | | |
|--|-------------------|--------------------|--------------------|--------------------------------|--------------------|--------------------|
| | Average (Mean) | 10th Percentile | 25th Percentile | 50th Percentile (Median) | 75th Percentile | 90th Percentile |

51-4021 Extruding and Drawing Machine Setters, Operators, and Tenders, Metal and Plastic

Alternate Job Title(s): Wire Drawing Machine Tender

Set up, operate, or tend machines to extrude or draw thermoplastic or metal materials into tubes, rods, hoses, wire, bars, or structural shapes.

| | | | | | | | | |
|-----------------|--|----------------|----------|----------|----------|----------|----------|----------|
| Region 5 | | ANNUAL: | \$41,540 | \$34,640 | \$35,000 | \$37,390 | \$47,010 | \$48,940 |
| Employment: 80 | | HOURLY: | \$19.97 | \$16.65 | \$16.83 | \$17.98 | \$22.60 | \$23.53 |

51-4031 Cutting, Punching, and Press Machine Setters, Operators, and Tenders, Metal and Plastic

Alternate Job Title(s): Crimping Machine Operator for Metal; Metal Punch Press Operator; Metal Slitter

Set up, operate, or tend machines to saw, cut, shear, slit, punch, crimp, notch, bend, or straighten metal or plastic material.

| | | | | | | | | |
|------------------------------|--|----------------|----------|----------|----------|----------|----------|----------|
| North Dakota | | ANNUAL: | \$42,270 | \$33,530 | \$36,070 | \$39,800 | \$47,430 | \$54,030 |
| Employment: 380 | | HOURLY: | \$20.32 | \$16.12 | \$17.34 | \$19.13 | \$22.80 | \$25.97 |
| Region 3 | | ANNUAL: | \$38,260 | \$33,530 | \$33,540 | \$33,540 | \$45,820 | \$45,820 |
| Employment: 30 | | HOURLY: | \$18.39 | \$16.12 | \$16.12 | \$16.12 | \$22.03 | \$22.03 |
| Region 5 | | ANNUAL: | \$43,470 | \$34,030 | \$38,460 | \$39,810 | \$50,010 | \$55,940 |
| Employment: 230 | | HOURLY: | \$20.90 | \$16.36 | \$18.49 | \$19.14 | \$24.04 | \$26.89 |
| Region 6 | | ANNUAL: | \$40,670 | \$33,530 | \$33,540 | \$42,310 | \$45,820 | \$49,570 |
| Employment: 30 | | HOURLY: | \$19.55 | \$16.12 | \$16.12 | \$20.34 | \$22.03 | \$23.83 |
| Region 7 | | ANNUAL: | \$42,820 | \$26,560 | \$35,140 | \$41,140 | \$52,920 | \$56,060 |
| Employment: 30 | | HOURLY: | \$20.58 | \$12.77 | \$16.89 | \$19.78 | \$25.44 | \$26.95 |
| Fargo, ND-MN MetroSA | | ANNUAL: | \$42,200 | \$34,380 | \$38,460 | \$39,800 | \$45,950 | \$51,270 |
| Employment: 200 | | HOURLY: | \$20.29 | \$16.53 | \$18.49 | \$19.13 | \$22.09 | \$24.65 |
| West ND Nonmetro Area | | ANNUAL: | \$39,300 | \$33,540 | \$33,540 | \$34,170 | \$45,820 | \$52,920 |
| Employment: 40 | | HOURLY: | \$18.90 | \$16.12 | \$16.13 | \$16.43 | \$22.03 | \$25.44 |
| East ND Nonmetro Area | | ANNUAL: | \$44,080 | \$33,530 | \$33,540 | \$42,310 | \$49,850 | \$64,530 |
| Employment: 90 | | HOURLY: | \$21.19 | \$16.12 | \$16.12 | \$20.34 | \$23.97 | \$31.03 |

51-4032 Drilling and Boring Machine Tool Setters, Operators, and Tenders, Metal and Plastic

Alternate Job Title(s): Boring Mill Operator for Metal; Drill Press Operator for Metal; Radial Drill Press Operator for Plastic

Set up, operate, or tend drilling machines to drill, bore, ream, mill, or countersink metal or plastic work pieces.

| | | | | | | | | |
|---------------------|--|----------------|----------|----------|----------|----------|----------|----------|
| North Dakota | | ANNUAL: | \$43,730 | \$29,330 | \$29,400 | \$38,300 | \$48,530 | \$96,820 |
| Employment: 30 | | HOURLY: | \$21.03 | \$14.10 | \$14.14 | \$18.41 | \$23.33 | \$46.55 |

'N/A' indicates data or information cannot be released due to reliability, availability, or confidentiality restrictions. Since a portion of substate employment is not attributed to a region, substate areas will NOT add up to statewide totals. Rounding and the absence of suppressed data may also affect additivity.

| | | | WAGE ESTIMATES | | | | | |
|---|-----|---------|-------------------|--------------------|--------------------|--------------------------------|--------------------|--------------------|
| | | | Average (Mean) | 10th Percentile | 25th Percentile | 50th Percentile (Median) | 75th Percentile | 90th Percentile |
| 51-4041 Machinists | | | | | | | | |
| Alternate Job Title(s): Automotive Machinist; Gear Machinist; Production Machinist | | | | | | | | |
| Set up and operate a variety of machine tools to produce precision parts and instruments out of metal. Includes precision instrument makers who fabricate, modify, or repair mechanical instruments. May also fabricate and modify parts to make or repair machine tools or maintain industrial machines, applying knowledge of mechanics, mathematics, metal properties, layout, and machining procedures. Machinists who primarily program or operate computer numerically controlled (CNC) equipment are classified in Computer Numerically Controlled Tool Operators and Programmers (51-9160). | | | | | | | | |
| North Dakota | | ANNUAL: | \$56,520 | \$46,960 | \$51,280 | \$57,900 | \$61,350 | \$65,940 |
| Employment: | 670 | HOURLY: | \$27.17 | \$22.58 | \$24.66 | \$27.84 | \$29.50 | \$31.70 |
| Region 1 | | ANNUAL: | \$55,670 | \$38,190 | \$49,330 | \$54,440 | \$64,480 | \$71,760 |
| Employment: | 10 | HOURLY: | \$26.76 | \$18.36 | \$23.72 | \$26.17 | \$31.00 | \$34.50 |
| Region 2 | | ANNUAL: | \$54,360 | \$47,410 | \$49,060 | \$58,090 | \$61,000 | \$61,000 |
| Employment: | 20 | HOURLY: | \$26.13 | \$22.79 | \$23.59 | \$27.93 | \$29.33 | \$29.33 |
| Region 4 | | ANNUAL: | \$56,200 | \$37,730 | \$48,500 | \$60,300 | \$62,300 | \$73,130 |
| Employment: | 40 | HOURLY: | \$27.02 | \$18.14 | \$23.31 | \$28.99 | \$29.95 | \$35.16 |
| Region 5 | | ANNUAL: | \$55,300 | \$45,870 | \$49,110 | \$57,380 | \$61,360 | \$63,190 |
| Employment: | 280 | HOURLY: | \$26.59 | \$22.05 | \$23.61 | \$27.59 | \$29.50 | \$30.38 |
| Region 6 | | ANNUAL: | \$55,850 | \$39,610 | \$49,000 | \$59,030 | \$61,110 | \$61,460 |
| Employment: | 80 | HOURLY: | \$26.85 | \$19.04 | \$23.56 | \$28.38 | \$29.38 | \$29.55 |
| Region 7 | | ANNUAL: | \$57,760 | \$51,450 | \$51,450 | \$60,480 | \$60,480 | \$63,220 |
| Employment: | 170 | HOURLY: | \$27.77 | \$24.73 | \$24.73 | \$29.07 | \$29.07 | \$30.39 |
| Region 8 | | ANNUAL: | \$53,040 | \$38,080 | \$49,050 | \$52,700 | \$57,750 | \$59,420 |
| Employment: | 30 | HOURLY: | \$25.50 | \$18.31 | \$23.58 | \$25.33 | \$27.77 | \$28.57 |
| Bismarck, ND MetroSA | | ANNUAL: | \$57,920 | \$51,450 | \$51,450 | \$60,480 | \$60,480 | \$63,220 |
| Employment: | 160 | HOURLY: | \$27.85 | \$24.74 | \$24.74 | \$29.08 | \$29.08 | \$30.39 |
| Fargo, ND-MN MetroSA | | ANNUAL: | \$54,040 | \$43,370 | \$48,280 | \$57,220 | \$59,080 | \$63,190 |
| Employment: | 190 | HOURLY: | \$25.98 | \$20.85 | \$23.21 | \$27.51 | \$28.40 | \$30.38 |
| Grand Forks, ND-MN MetroSA | | ANNUAL: | \$51,600 | \$34,410 | \$43,160 | \$55,050 | \$62,300 | \$63,690 |
| Employment: | 90 | HOURLY: | \$24.81 | \$16.54 | \$20.75 | \$26.46 | \$29.95 | \$30.62 |
| West ND Nonmetro Area | | ANNUAL: | \$54,080 | \$39,400 | \$49,050 | \$57,660 | \$58,610 | \$62,360 |
| Employment: | 70 | HOURLY: | \$26.00 | \$18.94 | \$23.58 | \$27.72 | \$28.18 | \$29.98 |
| East ND Nonmetro Area | | ANNUAL: | \$56,020 | \$38,190 | \$49,110 | \$61,060 | \$61,350 | \$63,350 |
| Employment: | 210 | HOURLY: | \$26.93 | \$18.36 | \$23.61 | \$29.35 | \$29.50 | \$30.46 |

'N/A' indicates data or information cannot be released due to reliability, availability, or confidentiality restrictions. Since a portion of substate employment is not attributed to a region, substate areas will NOT add up to statewide totals. Rounding and the absence of suppressed data may also affect additivity.

| | | WAGE ESTIMATES | | | | | |
|--|--|-------------------|--------------------|--------------------|--------------------------------|--------------------|--------------------|
| | | Average (Mean) | 10th Percentile | 25th Percentile | 50th Percentile (Median) | 75th Percentile | 90th Percentile |
| 51-4081 Multiple Machine Tool Setters, Operators, and Tenders, Metal and Plastic | | | | | | | |
| Alternate Job Title(s): Combination Machine Tool Operator; Multi-operation Forming Machine Setter | | | | | | | |
| Set up, operate, or tend more than one type of cutting or forming machine tool or robot. | | | | | | | |
| North Dakota | | ANNUAL: | \$50,770 | \$35,380 | \$35,520 | \$50,500 | \$65,530 |
| Employment: 790 | | HOURLY: | \$24.41 | \$17.01 | \$17.08 | \$24.28 | \$31.51 |
| Region 4 | | ANNUAL: | \$52,520 | \$36,900 | \$46,630 | \$57,490 | \$57,490 |
| Employment: N/A | | HOURLY: | \$25.25 | \$17.74 | \$22.42 | \$27.64 | \$27.64 |
| Region 5 | | ANNUAL: | \$49,780 | \$35,380 | \$35,380 | \$44,970 | \$65,530 |
| Employment: 510 | | HOURLY: | \$23.93 | \$17.01 | \$17.01 | \$21.62 | \$31.51 |
| Region 8 | | ANNUAL: | \$55,210 | \$41,820 | \$43,160 | \$60,040 | \$68,720 |
| Employment: 30 | | HOURLY: | \$26.54 | \$20.11 | \$20.75 | \$28.87 | \$33.04 |
| Fargo, ND-MN MetroSA | | ANNUAL: | \$41,760 | \$32,920 | \$33,740 | \$41,970 | \$59,620 |
| Employment: 130 | | HOURLY: | \$20.08 | \$15.83 | \$16.22 | \$20.18 | \$28.66 |
| Grand Forks, ND-MN MetroSA | | ANNUAL: | \$52,600 | \$36,900 | \$46,630 | \$57,490 | \$57,490 |
| Employment: N/A | | HOURLY: | \$25.29 | \$17.74 | \$22.42 | \$27.64 | \$27.64 |
| West ND Nonmetro Area | | ANNUAL: | \$53,260 | \$39,540 | \$43,110 | \$50,520 | \$68,720 |
| Employment: 40 | | HOURLY: | \$25.60 | \$19.01 | \$20.73 | \$24.29 | \$33.04 |

51-4111 Tool and Die Makers**Alternate Job Title(s):** Jig Bore Tool Maker; Metal Die Finisher; Metal Gauge Maker

Analyze specifications, lay out metal stock, set up and operate machine tools, and fit and assemble parts to make and repair dies, cutting tools, jigs, fixtures, gauges, and machinists' hand tools.

| | | | | | | | |
|------------------------------|--|----------------|----------|----------|----------|----------|----------|
| North Dakota | | ANNUAL: | \$61,780 | \$47,900 | \$54,300 | \$59,270 | \$67,230 |
| Employment: 100 | | HOURLY: | \$29.70 | \$23.03 | \$26.11 | \$28.49 | \$32.32 |
| Region 5 | | ANNUAL: | \$60,780 | \$47,900 | \$54,300 | \$59,270 | \$67,230 |
| Employment: 80 | | HOURLY: | \$29.22 | \$23.03 | \$26.11 | \$28.49 | \$32.32 |
| East ND Nonmetro Area | | ANNUAL: | \$61,340 | \$47,900 | \$55,200 | \$59,270 | \$67,230 |
| Employment: 60 | | HOURLY: | \$29.49 | \$23.03 | \$26.54 | \$28.49 | \$32.32 |

'N/A' indicates data or information cannot be released due to reliability, availability, or confidentiality restrictions. Since a portion of substate employment is not attributed to a region, substate areas will NOT add up to statewide totals. Rounding and the absence of suppressed data may also affect additivity.

| | | WAGE ESTIMATES | | | | | |
|---|--|-------------------|--------------------|--------------------|--------------------------------|--------------------|--------------------|
| | | Average (Mean) | 10th Percentile | 25th Percentile | 50th Percentile (Median) | 75th Percentile | 90th Percentile |
| 51-4121 Welders, Cutters, Solderers, and Brazers | | | | | | | |
| Alternate Job Title(s): Arc Welder; Cutting Torch Operator; Pipe Welder; Silver Solderer | | | | | | | |
| Use hand-welding, flame-cutting, hand-soldering, or brazing equipment to weld or join metal components or to fill holes, indentations, or seams of fabricated metal products. | | | | | | | |
| North Dakota | | ANNUAL: | \$58,130 | \$42,020 | \$48,000 | \$56,870 | \$66,610 |
| Employment: 2,500 | | HOURLY: | \$27.95 | \$20.20 | \$23.08 | \$27.34 | \$32.63 |
| Region 1 | | ANNUAL: | \$74,420 | \$46,580 | \$58,040 | \$67,880 | \$96,550 |
| Employment: 150 | | HOURLY: | \$35.78 | \$22.40 | \$27.91 | \$32.63 | \$46.42 |
| Region 2 | | ANNUAL: | \$57,660 | \$44,680 | \$47,270 | \$52,890 | \$63,480 |
| Employment: 160 | | HOURLY: | \$27.72 | \$21.48 | \$22.73 | \$25.43 | \$30.52 |
| Region 3 | | ANNUAL: | \$46,930 | \$29,710 | \$43,680 | \$43,800 | \$52,890 |
| Employment: 30 | | HOURLY: | \$22.56 | \$14.28 | \$21.00 | \$21.06 | \$25.43 |
| Region 4 | | ANNUAL: | \$52,690 | \$38,100 | \$46,210 | \$50,520 | \$58,830 |
| Employment: 230 | | HOURLY: | \$25.33 | \$18.32 | \$22.21 | \$24.29 | \$28.29 |
| Region 5 | | ANNUAL: | \$56,780 | \$45,010 | \$48,000 | \$58,640 | \$66,610 |
| Employment: 1,290 | | HOURLY: | \$27.30 | \$21.64 | \$23.08 | \$28.19 | \$32.02 |
| Region 6 | | ANNUAL: | \$50,530 | \$39,540 | \$45,830 | \$47,810 | \$59,550 |
| Employment: 180 | | HOURLY: | \$24.29 | \$19.01 | \$22.03 | \$22.98 | \$28.63 |
| Region 7 | | ANNUAL: | \$63,190 | \$39,120 | \$46,870 | \$60,620 | \$65,180 |
| Employment: 280 | | HOURLY: | \$30.38 | \$18.81 | \$22.53 | \$29.14 | \$31.34 |
| Region 8 | | ANNUAL: | \$60,650 | \$46,140 | \$50,770 | \$57,490 | \$67,880 |
| Employment: 140 | | HOURLY: | \$29.16 | \$22.18 | \$24.41 | \$27.64 | \$32.63 |
| Bismarck, ND MetroSA | | ANNUAL: | \$55,210 | \$39,120 | \$46,870 | \$57,100 | \$65,180 |
| Employment: 200 | | HOURLY: | \$26.54 | \$18.81 | \$22.53 | \$27.45 | \$31.34 |
| Fargo, ND-MN MetroSA | | ANNUAL: | \$50,700 | \$38,880 | \$46,890 | \$48,340 | \$54,760 |
| Employment: 700 | | HOURLY: | \$24.38 | \$18.69 | \$22.54 | \$23.24 | \$26.33 |
| Grand Forks, ND-MN MetroSA | | ANNUAL: | \$53,370 | \$37,780 | \$45,550 | \$50,520 | \$65,280 |
| Employment: 200 | | HOURLY: | \$25.66 | \$18.16 | \$21.90 | \$24.29 | \$31.38 |
| West ND Nonmetro Area | | ANNUAL: | \$67,070 | \$44,680 | \$49,630 | \$60,510 | \$76,960 |
| Employment: 530 | | HOURLY: | \$32.25 | \$21.48 | \$23.86 | \$29.09 | \$37.00 |
| East ND Nonmetro Area | | ANNUAL: | \$59,450 | \$45,780 | \$48,870 | \$66,610 | \$66,610 |
| Employment: 890 | | HOURLY: | \$28.58 | \$22.01 | \$23.49 | \$32.02 | \$32.02 |

'N/A' indicates data or information cannot be released due to reliability, availability, or confidentiality restrictions. Since a portion of substate employment is not attributed to a region, substate areas will NOT add up to statewide totals. Rounding and the absence of suppressed data may also affect additivity.

| | | | WAGE ESTIMATES | | | | | |
|---|-----|---------|-------------------|--------------------|--------------------|--------------------------------|--------------------|--------------------|
| | | | Average (Mean) | 10th Percentile | 25th Percentile | 50th Percentile (Median) | 75th Percentile | 90th Percentile |
| 51-5112 Printing Press Operators | | | | | | | | |
| Alternate Job Title(s): Gravure Press Operator; Offset Press Operator; Web Press Operator | | | | | | | | |
| Set up and operate digital, letterpress, lithographic, flexographic, gravure, or other printing machines. Includes short-run offset printing presses. | | | | | | | | |
| North Dakota | | ANNUAL: | \$40,870 | \$22,740 | \$32,810 | \$38,840 | \$47,410 | \$57,700 |
| Employment: | 300 | HOURLY: | \$19.65 | \$10.93 | \$15.78 | \$18.67 | \$22.80 | \$27.74 |
| Region 2 | | ANNUAL: | \$38,400 | \$23,200 | \$30,870 | \$38,430 | \$44,440 | \$54,090 |
| Employment: | 30 | HOURLY: | \$18.46 | \$11.15 | \$14.84 | \$18.48 | \$21.36 | \$26.01 |
| Region 4 | | ANNUAL: | \$36,680 | \$21,950 | \$27,310 | \$37,310 | \$43,140 | \$52,060 |
| Employment: | 10 | HOURLY: | \$17.63 | \$10.55 | \$13.13 | \$17.94 | \$20.74 | \$25.03 |
| Region 5 | | ANNUAL: | \$41,450 | \$22,340 | \$35,430 | \$39,160 | \$50,240 | \$55,650 |
| Employment: | 150 | HOURLY: | \$19.93 | \$10.74 | \$17.04 | \$18.83 | \$24.16 | \$26.76 |
| Region 7 | | ANNUAL: | \$42,360 | \$22,840 | \$35,510 | \$39,250 | \$47,710 | \$60,390 |
| Employment: | 70 | HOURLY: | \$20.37 | \$10.98 | \$17.07 | \$18.87 | \$22.94 | \$29.03 |
| Bismarck, ND MetroSA | | ANNUAL: | \$43,480 | \$30,390 | \$37,070 | \$42,400 | \$47,850 | \$60,390 |
| Employment: | 60 | HOURLY: | \$20.90 | \$14.61 | \$17.82 | \$20.39 | \$23.01 | \$29.03 |
| Fargo, ND-MN MetroSA | | ANNUAL: | \$41,160 | \$22,790 | \$33,050 | \$39,110 | \$50,240 | \$56,630 |
| Employment: | 170 | HOURLY: | \$19.79 | \$10.96 | \$15.89 | \$18.80 | \$24.16 | \$27.23 |
| Grand Forks, ND-MN MetroSA | | ANNUAL: | \$35,320 | \$22,860 | \$28,140 | \$36,310 | \$41,870 | \$43,140 |
| Employment: | 20 | HOURLY: | \$16.98 | \$10.99 | \$13.53 | \$17.46 | \$20.13 | \$20.74 |
| West ND Nonmetro Area | | ANNUAL: | \$37,930 | \$22,740 | \$28,080 | \$38,430 | \$44,430 | \$54,380 |
| Employment: | 50 | HOURLY: | \$18.24 | \$10.93 | \$13.50 | \$18.48 | \$21.36 | \$26.14 |
| East ND Nonmetro Area | | ANNUAL: | \$40,680 | \$23,200 | \$31,760 | \$41,600 | \$51,150 | \$57,700 |
| Employment: | 20 | HOURLY: | \$19.56 | \$11.15 | \$15.27 | \$20.00 | \$24.59 | \$27.74 |

51-5113 Print Binding and Finishing Workers**Alternate Job Title(s):** Bookbinder; Bookbinding Machine Operator

Bind books and other publications or finish printed products by hand or machine. May set up binding and finishing machines.

| | | | | | | | | |
|-----------------------------|-----|---------|----------|----------|----------|----------|----------|----------|
| North Dakota | | ANNUAL: | \$38,590 | \$28,680 | \$29,420 | \$35,940 | \$44,750 | \$49,720 |
| Employment: | 130 | HOURLY: | \$18.55 | \$13.79 | \$14.14 | \$17.28 | \$21.51 | \$23.90 |
| Region 5 | | ANNUAL: | \$37,220 | \$28,680 | \$29,420 | \$35,940 | \$41,510 | \$49,430 |
| Employment: | 100 | HOURLY: | \$17.90 | \$13.79 | \$14.14 | \$17.28 | \$19.96 | \$23.76 |
| Region 7 | | ANNUAL: | \$44,490 | \$35,600 | \$35,600 | \$36,110 | \$48,520 | \$56,590 |
| Employment: | 20 | HOURLY: | \$21.39 | \$17.12 | \$17.12 | \$17.36 | \$23.33 | \$27.20 |
| Bismarck, ND MetroSA | | ANNUAL: | \$44,490 | \$35,600 | \$35,600 | \$36,110 | \$48,520 | \$56,580 |
| Employment: | 20 | HOURLY: | \$21.39 | \$17.12 | \$17.12 | \$17.36 | \$23.33 | \$27.20 |
| Fargo, ND-MN MetroSA | | ANNUAL: | \$37,300 | \$28,680 | \$29,420 | \$34,580 | \$44,750 | \$49,430 |
| Employment: | 90 | HOURLY: | \$17.94 | \$13.79 | \$14.14 | \$16.63 | \$21.51 | \$23.76 |

'N/A' indicates data or information cannot be released due to reliability, availability, or confidentiality restrictions. Since a portion of substate employment is not attributed to a region, substate areas will NOT add up to statewide totals. Rounding and the absence of suppressed data may also affect additivity.

| | | | WAGE ESTIMATES | | | | | |
|--|-----|---------|-------------------|--------------------|--------------------|--------------------------------|--------------------|--------------------|
| | | | Average (Mean) | 10th Percentile | 25th Percentile | 50th Percentile (Median) | 75th Percentile | 90th Percentile |
| 51-6011 Laundry and Dry-Cleaning Workers | | | | | | | | |
| Alternate Job Title(s): Laundry Attendant; Laundry Equipment Operator; Laundry Sorter | | | | | | | | |
| Operate or tend washing or dry-cleaning machines to wash or dry-clean industrial or household articles, such as cloth garments, suede, leather, furs, blankets, draperies, linens, rugs, and carpets. Includes spotters and dyers of these articles. | | | | | | | | |
| North Dakota | | ANNUAL: | \$32,280 | \$26,230 | \$28,220 | \$31,650 | \$35,850 | \$40,470 |
| Employment: | 680 | HOURLY: | \$15.52 | \$12.61 | \$13.57 | \$15.22 | \$17.23 | \$19.46 |
| Region 1 | | ANNUAL: | \$34,730 | \$28,010 | \$29,370 | \$33,890 | \$40,470 | \$40,470 |
| Employment: | 60 | HOURLY: | \$16.70 | \$13.47 | \$14.12 | \$16.29 | \$19.46 | \$19.46 |
| Region 2 | | ANNUAL: | \$31,860 | \$22,780 | \$28,210 | \$30,380 | \$35,860 | \$39,730 |
| Employment: | 60 | HOURLY: | \$15.32 | \$10.95 | \$13.56 | \$14.60 | \$17.24 | \$19.10 |
| Region 3 | | ANNUAL: | \$31,560 | \$27,710 | \$28,400 | \$30,040 | \$37,550 | \$37,820 |
| Employment: | 30 | HOURLY: | \$15.17 | \$13.32 | \$13.65 | \$14.44 | \$18.05 | \$18.18 |
| Region 4 | | ANNUAL: | \$30,490 | \$23,340 | \$26,350 | \$29,560 | \$33,420 | \$37,820 |
| Employment: | 70 | HOURLY: | \$14.66 | \$11.22 | \$12.67 | \$14.21 | \$16.07 | \$18.18 |
| Region 5 | | ANNUAL: | \$31,760 | \$24,070 | \$27,900 | \$31,060 | \$34,180 | \$39,150 |
| Employment: | 220 | HOURLY: | \$15.27 | \$11.57 | \$13.41 | \$14.93 | \$16.43 | \$18.82 |
| Region 6 | | ANNUAL: | \$32,580 | \$24,000 | \$28,370 | \$33,290 | \$37,160 | \$38,830 |
| Employment: | 50 | HOURLY: | \$15.66 | \$11.54 | \$13.64 | \$16.01 | \$17.86 | \$18.67 |
| Region 7 | | ANNUAL: | \$32,700 | \$26,910 | \$28,880 | \$31,650 | \$35,860 | \$41,600 |
| Employment: | 140 | HOURLY: | \$15.72 | \$12.94 | \$13.88 | \$15.22 | \$17.24 | \$20.00 |
| Region 8 | | ANNUAL: | \$33,590 | \$27,770 | \$28,460 | \$33,850 | \$38,280 | \$43,550 |
| Employment: | 50 | HOURLY: | \$16.15 | \$13.35 | \$13.68 | \$16.27 | \$18.41 | \$20.94 |
| Bismarck, ND MetroSA | | ANNUAL: | \$32,290 | \$26,280 | \$28,210 | \$31,650 | \$35,850 | \$41,600 |
| Employment: | 120 | HOURLY: | \$15.52 | \$12.64 | \$13.56 | \$15.22 | \$17.23 | \$20.00 |
| Fargo, ND-MN MetroSA | | ANNUAL: | \$31,610 | \$24,070 | \$27,700 | \$30,820 | \$34,180 | \$39,150 |
| Employment: | 220 | HOURLY: | \$15.20 | \$11.57 | \$13.32 | \$14.82 | \$16.43 | \$18.82 |
| Grand Forks, ND-MN MetroSA | | ANNUAL: | \$29,980 | \$23,150 | \$26,350 | \$29,230 | \$33,410 | \$37,650 |
| Employment: | 70 | HOURLY: | \$14.41 | \$11.13 | \$12.67 | \$14.06 | \$16.06 | \$18.10 |
| West ND Nonmetro Area | | ANNUAL: | \$33,570 | \$27,770 | \$28,860 | \$33,850 | \$38,390 | \$40,470 |
| Employment: | 190 | HOURLY: | \$16.14 | \$13.35 | \$13.88 | \$16.27 | \$18.46 | \$19.46 |
| East ND Nonmetro Area | | ANNUAL: | \$32,810 | \$27,610 | \$28,400 | \$31,730 | \$37,640 | \$40,470 |
| Employment: | 110 | HOURLY: | \$15.78 | \$13.28 | \$13.65 | \$15.25 | \$18.09 | \$19.46 |

'N/A' indicates data or information cannot be released due to reliability, availability, or confidentiality restrictions. Since a portion of substate employment is not attributed to a region, substate areas will NOT add up to statewide totals. Rounding and the absence of suppressed data may also affect additivity.

| | | | WAGE ESTIMATES | | | | | | |
|--|-----|--|-------------------|--------------------|--------------------|--------------------------------|--------------------|--------------------|----------|
| | | | Average (Mean) | 10th Percentile | 25th Percentile | 50th Percentile (Median) | 75th Percentile | 90th Percentile | |
| 51-6031 Sewing Machine Operators | | | | | | | | | |
| Alternate Job Title(s): Blind Stitch Machine Operator; Button Sewing Machine Operator; Custom T-Shirt Embroidery Machine Operator | | | | | | | | | |
| Operate or tend sewing machines to join, reinforce, decorate, or perform related sewing operations in the manufacture of garment or nongarment products. | | | | | | | | | |
| North Dakota | | | ANNUAL: | \$36,640 | \$32,830 | \$33,850 | \$36,330 | \$38,130 | \$43,670 |
| Employment: | 260 | | HOURLY: | \$17.61 | \$15.78 | \$16.27 | \$17.47 | \$18.33 | \$21.00 |
| Region 1 | | | ANNUAL: | \$37,160 | \$33,850 | \$33,850 | \$34,630 | \$41,180 | \$44,430 |
| Employment: | 10 | | HOURLY: | \$17.86 | \$16.27 | \$16.27 | \$16.65 | \$19.80 | \$21.36 |
| Region 4 | | | ANNUAL: | \$36,550 | \$31,250 | \$32,870 | \$35,260 | \$37,720 | \$43,140 |
| Employment: | 20 | | HOURLY: | \$17.57 | \$15.02 | \$15.80 | \$16.95 | \$18.13 | \$20.74 |
| Region 5 | | | ANNUAL: | \$36,250 | \$28,390 | \$33,270 | \$36,270 | \$38,630 | \$43,670 |
| Employment: | 90 | | HOURLY: | \$17.43 | \$13.65 | \$16.00 | \$17.44 | \$18.57 | \$21.00 |
| Region 7 | | | ANNUAL: | \$36,980 | \$33,320 | \$33,340 | \$35,700 | \$42,460 | \$43,740 |
| Employment: | 40 | | HOURLY: | \$17.78 | \$16.02 | \$16.03 | \$17.16 | \$20.41 | \$21.03 |
| Region 8 | | | ANNUAL: | \$36,310 | \$29,690 | \$33,650 | \$33,850 | \$38,130 | \$43,680 |
| Employment: | 10 | | HOURLY: | \$17.46 | \$14.27 | \$16.18 | \$16.27 | \$18.33 | \$21.00 |
| Fargo, ND-MN MetroSA | | | ANNUAL: | \$35,750 | \$28,350 | \$33,270 | \$36,260 | \$38,630 | \$43,670 |
| Employment: | 100 | | HOURLY: | \$17.19 | \$13.63 | \$16.00 | \$17.43 | \$18.57 | \$21.00 |
| West ND Nonmetro Area | | | ANNUAL: | \$36,230 | \$29,690 | \$33,850 | \$35,360 | \$40,510 | \$44,430 |
| Employment: | 60 | | HOURLY: | \$17.42 | \$14.27 | \$16.27 | \$17.00 | \$19.48 | \$21.36 |

51-6093 Upholsterers**Alternate Job Title(s):** Aircraft Seat Upholsterer; Furniture Upholsterer

Make, repair, or replace upholstery for household furniture or transportation vehicles.

| | | | | | | | | | |
|---------------------|-----|--|---------|----------|----------|----------|----------|----------|----------|
| North Dakota | | | ANNUAL: | \$37,260 | \$16,270 | \$37,070 | \$37,260 | \$39,590 | \$39,590 |
| Employment: | N/A | | HOURLY: | \$17.91 | \$7.82 | \$17.82 | \$17.91 | \$19.04 | \$19.04 |

51-6099 Textile, Apparel, and Furnishings Workers, All Other**Alternate Job Title(s):** Apparel Embroidery Digitizer; Feltmaker; Hat Blocking Machine Operator

All textile, apparel, and furnishings workers not listed separately.

| | | | | | | | | | |
|-----------------------------|----|--|---------|----------|----------|----------|----------|----------|----------|
| North Dakota | | | ANNUAL: | \$40,690 | \$25,310 | \$25,960 | \$39,070 | \$51,330 | \$65,250 |
| Employment: | 30 | | HOURLY: | \$19.56 | \$12.17 | \$12.48 | \$18.78 | \$24.68 | \$31.37 |
| Region 5 | | | ANNUAL: | \$41,650 | \$25,910 | \$32,710 | \$42,110 | \$51,340 | \$65,260 |
| Employment: | 20 | | HOURLY: | \$20.02 | \$12.46 | \$15.73 | \$20.25 | \$24.68 | \$31.37 |
| Fargo, ND-MN MetroSA | | | ANNUAL: | \$41,650 | \$25,910 | \$32,710 | \$42,110 | \$51,330 | \$65,250 |
| Employment: | 20 | | HOURLY: | \$20.02 | \$12.46 | \$15.73 | \$20.25 | \$24.68 | \$31.37 |

'N/A' indicates data or information cannot be released due to reliability, availability, or confidentiality restrictions. Since a portion of substate employment is not attributed to a region, substate areas will NOT add up to statewide totals. Rounding and the absence of suppressed data may also affect additivity.

| | | | WAGE ESTIMATES | | | | | |
|---|-----|----------------|-------------------|--------------------|--------------------|--------------------------------|--------------------|--------------------|
| | | | Average (Mean) | 10th Percentile | 25th Percentile | 50th Percentile (Median) | 75th Percentile | 90th Percentile |
| 51-7011 Cabinetmakers and Bench Carpenters | | | | | | | | |
| Alternate Job Title(s): Cabinet Builder; Marquetry Worker; Wood Furniture Assembler | | | | | | | | |
| Cut, shape, and assemble wooden articles or set up and operate a variety of woodworking machines, such as power saws, jointers, and mortisers to surface, cut, or shape lumber or to fabricate parts for wood products. Excludes Woodworking Machine Setters, Operators, and Tenders (51-7040). | | | | | | | | |
| North Dakota | | ANNUAL: | \$45,000 | \$33,280 | \$37,790 | \$45,840 | \$53,370 | \$53,370 |
| Employment: | 210 | HOURLY: | \$21.63 | \$16.00 | \$18.17 | \$22.04 | \$25.66 | \$25.66 |
| Region 2 | | ANNUAL: | \$40,380 | \$33,280 | \$33,280 | \$39,440 | \$47,070 | \$49,820 |
| Employment: | N/A | HOURLY: | \$19.41 | \$16.00 | \$16.00 | \$18.96 | \$22.63 | \$23.95 |
| Region 4 | | ANNUAL: | \$41,690 | \$30,550 | \$37,560 | \$42,010 | \$46,040 | \$52,630 |
| Employment: | 50 | HOURLY: | \$20.04 | \$14.68 | \$18.06 | \$20.20 | \$22.13 | \$25.30 |
| Region 5 | | ANNUAL: | \$41,610 | \$28,600 | \$37,790 | \$40,420 | \$45,840 | \$49,820 |
| Employment: | 70 | HOURLY: | \$20.01 | \$13.75 | \$18.17 | \$19.43 | \$22.04 | \$23.95 |
| Region 7 | | ANNUAL: | \$42,230 | \$37,150 | \$38,080 | \$39,260 | \$44,900 | \$49,060 |
| Employment: | 20 | HOURLY: | \$20.30 | \$17.86 | \$18.31 | \$18.88 | \$21.59 | \$23.59 |
| Region 8 | | ANNUAL: | \$53,210 | \$53,370 | \$53,370 | \$53,370 | \$53,370 | \$53,370 |
| Employment: | N/A | HOURLY: | \$25.58 | \$25.66 | \$25.66 | \$25.66 | \$25.66 | \$25.66 |
| Fargo, ND-MN MetroSA | | ANNUAL: | \$42,020 | \$33,260 | \$37,660 | \$39,220 | \$47,270 | \$50,770 |
| Employment: | 90 | HOURLY: | \$20.20 | \$15.99 | \$18.11 | \$18.86 | \$22.73 | \$24.41 |
| East ND Nonmetro Area | | ANNUAL: | \$41,760 | \$30,540 | \$30,540 | \$42,360 | \$49,820 | \$54,300 |
| Employment: | N/A | HOURLY: | \$20.08 | \$14.69 | \$14.69 | \$20.36 | \$23.95 | \$26.11 |

51-7021 Furniture Finishers**Alternate Job Title(s):** Furniture Sander; Piano Refinisher; Wood Cabinet Finisher

Shape, finish, and refinish damaged, worn, or used furniture or new high-grade furniture to specified color or finish.

| | | | | | | | | |
|-----------------------------|----|----------------|----------|----------|----------|----------|----------|----------|
| North Dakota | | ANNUAL: | \$45,740 | \$37,220 | \$37,440 | \$48,270 | \$49,060 | \$63,090 |
| Employment: | 20 | HOURLY: | \$21.99 | \$17.89 | \$18.00 | \$23.21 | \$23.59 | \$30.33 |
| Region 5 | | ANNUAL: | \$47,450 | \$37,220 | \$37,600 | \$48,270 | \$49,920 | \$63,470 |
| Employment: | 10 | HOURLY: | \$22.81 | \$17.89 | \$18.08 | \$23.21 | \$24.00 | \$30.52 |
| Fargo, ND-MN MetroSA | | ANNUAL: | \$47,450 | \$37,220 | \$37,600 | \$48,270 | \$49,920 | \$63,470 |
| Employment: | 10 | HOURLY: | \$22.81 | \$17.89 | \$18.08 | \$23.21 | \$24.00 | \$30.52 |

51-7041 Sawing Machine Setters, Operators, and Tenders, Wood**Alternate Job Title(s):** Buzzsaw Operator; Circle Saw Operator; Rip Saw Operator; Trim Saw Operator

Set up, operate, or tend wood sawing machines. May operate computer numerically controlled (CNC) equipment. Includes lead sawyers. Workers who primarily program or operate CNC equipment are classified in Computer Numerically Controlled Tool Operators and Programmers (51-9160).

| | | | | | | | | |
|---------------------|-----|----------------|----------|----------|----------|----------|----------|----------|
| North Dakota | | ANNUAL: | \$41,130 | \$34,510 | \$37,880 | \$40,130 | \$44,420 | \$47,770 |
| Employment: | N/A | HOURLY: | \$19.78 | \$16.59 | \$18.21 | \$19.30 | \$21.36 | \$22.97 |
| Region 5 | | ANNUAL: | \$40,650 | \$35,320 | \$37,880 | \$38,780 | \$46,880 | \$47,770 |
| Employment: | 10 | HOURLY: | \$19.54 | \$16.98 | \$18.21 | \$18.64 | \$22.54 | \$22.97 |

'N/A' indicates data or information cannot be released due to reliability, availability, or confidentiality restrictions. Since a portion of substate employment is not attributed to a region, substate areas will NOT add up to statewide totals. Rounding and the absence of suppressed data may also affect additivity.

| | | WAGE ESTIMATES | | | | | |
|--|-----|-------------------|--------------------|--------------------|--------------------------------|--------------------|--------------------|
| | | Average (Mean) | 10th Percentile | 25th Percentile | 50th Percentile (Median) | 75th Percentile | 90th Percentile |
| 51-7042 Woodworking Machine Setters, Operators, and Tenders, Except Sawing | | | | | | | |
| Alternate Job Title(s): Wood Dowel Machine Operator; Wood Lathe Operator; Wood Planer | | | | | | | |
| Set up, operate, or tend woodworking machines, such as drill presses, lathes, shapers, routers, sanders, planers, and wood nailing machines. May operate computer numerically controlled (CNC) equipment. Workers who primarily program or operate CNC equipment are classified in Computer Numerically Controlled Tool Operators and Programmers (51-9160). | | | | | | | |
| North Dakota | | ANNUAL: | N/A | N/A | N/A | N/A | N/A |
| Employment: | 160 | HOURLY: | N/A | N/A | N/A | N/A | N/A |
| Region 4 | | ANNUAL: | \$40,940 | \$38,730 | \$38,730 | \$38,730 | \$47,340 |
| Employment: | N/A | HOURLY: | \$19.68 | \$18.62 | \$18.62 | \$18.62 | \$22.76 |

51-7099 Woodworkers, All Other**Alternate Job Title(s):** Pole Framer; Wood Carver; Wood Casket Assembler

All woodworkers not listed separately.

| | | | | | | | | |
|---------------------|-----|---------|----------|----------|----------|----------|----------|----------|
| North Dakota | | ANNUAL: | \$41,430 | \$33,910 | \$33,910 | \$33,910 | \$34,520 | \$70,270 |
| Employment: | N/A | HOURLY: | \$19.92 | \$16.30 | \$16.30 | \$16.31 | \$16.60 | \$33.78 |
| Region 5 | | ANNUAL: | \$39,970 | \$33,910 | \$33,910 | \$33,910 | \$33,920 | \$70,270 |
| Employment: | 20 | HOURLY: | \$19.22 | \$16.30 | \$16.30 | \$16.30 | \$16.31 | \$33.78 |

51-8012 Power Distributors and Dispatchers**Alternate Job Title(s):** Steam Plant Control Room Operator; Substation Operator

Coordinate, regulate, or distribute electricity or steam.

| | | | | | | | | |
|---------------------|----|---------|-----------|-----------|-----------|-----------|-----------|-----------|
| North Dakota | | ANNUAL: | \$109,790 | \$99,900 | \$105,450 | \$108,570 | \$115,110 | \$130,680 |
| Employment: | 40 | HOURLY: | \$52.78 | \$48.03 | \$50.70 | \$52.20 | \$55.34 | \$62.83 |
| Region 4 | | ANNUAL: | \$103,940 | \$99,900 | \$99,900 | \$104,210 | \$104,210 | \$107,350 |
| Employment: | 10 | HOURLY: | \$49.97 | \$48.03 | \$48.03 | \$50.10 | \$50.10 | \$51.61 |
| Region 7 | | ANNUAL: | \$115,540 | \$107,350 | \$108,570 | \$108,570 | \$115,110 | \$130,680 |
| Employment: | 20 | HOURLY: | \$55.55 | \$51.61 | \$52.20 | \$52.20 | \$55.34 | \$62.83 |

51-8013 Power Plant Operators**Alternate Job Title(s):** Hydroelectric Plant Operator; Powerhouse Operator

Control, operate, or maintain machinery to generate electric power. Includes auxiliary equipment operators. Excludes Nuclear Power Reactor Operators (51-8011).

| | | | | | | | | |
|------------------------------|-----|---------|-----------|----------|----------|-----------|-----------|-----------|
| North Dakota | | ANNUAL: | \$97,830 | \$75,030 | \$78,400 | \$105,990 | \$114,520 | \$116,770 |
| Employment: | 290 | HOURLY: | \$47.04 | \$36.07 | \$37.69 | \$50.96 | \$55.06 | \$56.14 |
| Region 4 | | ANNUAL: | \$92,380 | \$75,890 | \$78,910 | \$84,570 | \$116,770 | \$116,770 |
| Employment: | 20 | HOURLY: | \$44.41 | \$36.49 | \$37.94 | \$40.66 | \$56.14 | \$56.14 |
| Region 7 | | ANNUAL: | \$101,030 | \$75,190 | \$98,920 | \$107,420 | \$114,520 | \$115,430 |
| Employment: | 240 | HOURLY: | \$48.57 | \$36.15 | \$47.56 | \$51.64 | \$55.06 | \$55.50 |
| West ND Nonmetro Area | | ANNUAL: | \$101,310 | \$61,620 | \$79,170 | \$102,660 | \$114,520 | \$124,710 |
| Employment: | 150 | HOURLY: | \$48.71 | \$29.63 | \$38.06 | \$49.36 | \$55.06 | \$59.96 |

'N/A' indicates data or information cannot be released due to reliability, availability, or confidentiality restrictions. Since a portion of substate employment is not attributed to a region, substate areas will NOT add up to statewide totals. Rounding and the absence of suppressed data may also affect additivity.

| | | | WAGE ESTIMATES | | | | | |
|--|-----|----------------|-------------------|--------------------|--------------------|--------------------------------|--------------------|--------------------|
| | | | Average (Mean) | 10th Percentile | 25th Percentile | 50th Percentile (Median) | 75th Percentile | 90th Percentile |
| 51-8021 Stationary Engineers and Boiler Operators | | | | | | | | |
| Alternate Job Title(s): Boiler Engineer; Boiler Room Operator; Heating, Ventilation, and Air Conditioning (HVAC) Mechanic Boiler Operator | | | | | | | | |
| Operate or maintain stationary engines, boilers, or other mechanical equipment to provide utilities for buildings or industrial processes. Operate equipment such as steam engines, generators, motors, turbines, and steam boilers. | | | | | | | | |
| North Dakota | | ANNUAL: | \$67,240 | \$42,120 | \$51,650 | \$63,360 | \$76,650 | \$108,750 |
| Employment: | 200 | HOURLY: | \$32.33 | \$20.25 | \$24.83 | \$30.46 | \$36.85 | \$52.29 |
| Region 4 | | ANNUAL: | \$59,300 | \$46,410 | \$51,650 | \$59,270 | \$64,600 | \$76,640 |
| Employment: | 20 | HOURLY: | \$28.51 | \$22.31 | \$24.83 | \$28.50 | \$31.06 | \$36.85 |
| Region 5 | | ANNUAL: | \$59,440 | \$39,950 | \$46,190 | \$57,030 | \$74,820 | \$76,650 |
| Employment: | 90 | HOURLY: | \$28.58 | \$19.21 | \$22.20 | \$27.42 | \$35.97 | \$36.85 |
| Region 7 | | ANNUAL: | \$90,130 | \$54,420 | \$74,980 | \$108,760 | \$108,760 | \$108,760 |
| Employment: | 40 | HOURLY: | \$43.33 | \$26.16 | \$36.05 | \$52.29 | \$52.29 | \$52.29 |
| Bismarck, ND MetroSA | | ANNUAL: | \$64,470 | \$49,960 | \$54,420 | \$63,360 | \$74,980 | \$75,940 |
| Employment: | 10 | HOURLY: | \$30.99 | \$24.02 | \$26.16 | \$30.46 | \$36.05 | \$36.51 |
| Fargo, ND-MN MetroSA | | ANNUAL: | \$54,390 | \$39,950 | \$46,190 | \$52,510 | \$61,290 | \$72,480 |
| Employment: | 60 | HOURLY: | \$26.15 | \$19.21 | \$22.21 | \$25.25 | \$29.46 | \$34.84 |
| Grand Forks, ND-MN MetroSA | | ANNUAL: | \$59,670 | \$42,630 | \$59,270 | \$60,530 | \$63,550 | \$69,630 |
| Employment: | 30 | HOURLY: | \$28.69 | \$20.50 | \$28.50 | \$29.10 | \$30.55 | \$33.48 |
| West ND Nonmetro Area | | ANNUAL: | \$83,950 | \$51,480 | \$61,560 | \$78,610 | \$108,750 | \$108,750 |
| Employment: | 60 | HOURLY: | \$40.36 | \$24.75 | \$29.59 | \$37.79 | \$52.29 | \$52.29 |
| East ND Nonmetro Area | | ANNUAL: | \$62,870 | \$45,200 | \$49,190 | \$66,040 | \$76,640 | \$76,650 |
| Employment: | 60 | HOURLY: | \$30.23 | \$21.73 | \$23.65 | \$31.75 | \$36.85 | \$36.85 |

'N/A' indicates data or information cannot be released due to reliability, availability, or confidentiality restrictions. Since a portion of substate employment is not attributed to a region, substate areas will NOT add up to statewide totals. Rounding and the absence of suppressed data may also affect additivity.

| | | | WAGE ESTIMATES | | | | | |
|--|-----|---------|-------------------|--------------------|--------------------|--------------------------------|--------------------|--------------------|
| | | | Average (Mean) | 10th Percentile | 25th Percentile | 50th Percentile (Median) | 75th Percentile | 90th Percentile |
| 51-8031 Water and Wastewater Treatment Plant and System Operators | | | | | | | | |
| Alternate Job Title(s): Liquid Waste Treatment Plant Operator; Sewage Plant Operator | | | | | | | | |
| Operate or control an entire process or system of machines, often through the use of control boards, to transfer or treat water or wastewater. | | | | | | | | |
| North Dakota | | ANNUAL: | \$53,570 | \$40,160 | \$47,410 | \$50,760 | \$61,770 | \$68,380 |
| Employment: | 680 | HOURLY: | \$25.76 | \$19.31 | \$22.79 | \$24.41 | \$29.70 | \$32.88 |
| Region 1 | | ANNUAL: | \$52,220 | \$39,570 | \$48,340 | \$55,120 | \$60,900 | \$64,610 |
| Employment: | 100 | HOURLY: | \$25.11 | \$19.02 | \$23.24 | \$26.50 | \$29.28 | \$31.06 |
| Region 2 | | ANNUAL: | \$51,600 | \$39,500 | \$47,130 | \$47,980 | \$60,060 | \$65,750 |
| Employment: | 80 | HOURLY: | \$24.81 | \$18.99 | \$22.66 | \$23.07 | \$28.88 | \$31.61 |
| Region 3 | | ANNUAL: | \$51,940 | \$38,380 | \$40,330 | \$48,360 | \$61,350 | \$67,300 |
| Employment: | 60 | HOURLY: | \$24.97 | \$18.45 | \$19.39 | \$23.25 | \$29.50 | \$32.35 |
| Region 4 | | ANNUAL: | \$52,980 | \$40,160 | \$47,410 | \$48,550 | \$60,430 | \$63,260 |
| Employment: | 100 | HOURLY: | \$25.47 | \$19.31 | \$22.79 | \$23.34 | \$29.05 | \$30.41 |
| Region 5 | | ANNUAL: | \$56,330 | \$40,160 | \$48,090 | \$56,610 | \$65,200 | \$79,260 |
| Employment: | 80 | HOURLY: | \$27.08 | \$19.31 | \$23.12 | \$27.22 | \$31.34 | \$38.10 |
| Region 6 | | ANNUAL: | \$50,970 | \$28,660 | \$40,190 | \$48,200 | \$61,770 | \$63,290 |
| Employment: | 70 | HOURLY: | \$24.50 | \$13.78 | \$19.32 | \$23.17 | \$29.70 | \$30.43 |
| Region 7 | | ANNUAL: | \$57,250 | \$40,190 | \$47,520 | \$51,800 | \$64,900 | \$77,710 |
| Employment: | 90 | HOURLY: | \$27.52 | \$19.32 | \$22.85 | \$24.90 | \$31.20 | \$37.36 |
| Region 8 | | ANNUAL: | \$54,230 | \$40,430 | \$48,750 | \$51,820 | \$63,870 | \$65,750 |
| Employment: | 100 | HOURLY: | \$26.07 | \$19.44 | \$23.44 | \$24.91 | \$30.71 | \$31.61 |
| Bismarck, ND MetroSA | | ANNUAL: | \$57,000 | \$41,590 | \$48,590 | \$51,800 | \$67,110 | \$68,380 |
| Employment: | 50 | HOURLY: | \$27.41 | \$19.99 | \$23.36 | \$24.90 | \$32.26 | \$32.88 |
| Fargo, ND-MN MetroSA | | ANNUAL: | \$62,580 | \$39,220 | \$51,030 | \$65,200 | \$79,260 | \$83,290 |
| Employment: | 50 | HOURLY: | \$30.09 | \$18.86 | \$24.53 | \$31.34 | \$38.11 | \$40.04 |
| Grand Forks, ND-MN MetroSA | | ANNUAL: | \$57,140 | \$47,410 | \$47,410 | \$60,430 | \$60,430 | \$73,720 |
| Employment: | 70 | HOURLY: | \$27.47 | \$22.79 | \$22.79 | \$29.05 | \$29.05 | \$35.44 |
| West ND Nonmetro Area | | ANNUAL: | \$53,370 | \$40,170 | \$47,580 | \$50,670 | \$60,900 | \$67,700 |
| Employment: | 320 | HOURLY: | \$25.66 | \$19.31 | \$22.87 | \$24.36 | \$29.28 | \$32.55 |
| East ND Nonmetro Area | | ANNUAL: | \$51,480 | \$38,380 | \$40,190 | \$48,360 | \$61,770 | \$63,290 |
| Employment: | 220 | HOURLY: | \$24.75 | \$18.45 | \$19.32 | \$23.25 | \$29.70 | \$30.43 |

51-8092 Gas Plant Operators**Alternate Job Title(s):** Gas Controller; Gas Plant Dispatcher

Distribute or process gas for utility companies and others by controlling compressors to maintain specified pressures on main pipelines.

| | | | | | | | | |
|------------------------------|-----|---------|-----------|----------|-----------|-----------|-----------|-----------|
| North Dakota | | ANNUAL: | \$96,570 | \$64,210 | \$85,480 | \$110,660 | \$110,660 | \$110,660 |
| Employment: | 610 | HOURLY: | \$46.43 | \$30.87 | \$41.10 | \$53.20 | \$53.20 | \$53.20 |
| Region 1 | | ANNUAL: | \$80,650 | \$61,450 | \$64,210 | \$81,600 | \$94,880 | \$107,860 |
| Employment: | 190 | HOURLY: | \$38.77 | \$29.54 | \$30.87 | \$39.23 | \$45.62 | \$51.85 |
| Region 7 | | ANNUAL: | \$107,110 | \$88,620 | \$110,660 | \$110,660 | \$110,660 | \$110,660 |
| Employment: | N/A | HOURLY: | \$51.49 | \$42.60 | \$53.20 | \$53.20 | \$53.20 | \$53.20 |
| West ND Nonmetro Area | | ANNUAL: | \$97,130 | \$64,210 | \$85,490 | \$110,660 | \$110,660 | \$110,660 |
| Employment: | 600 | HOURLY: | \$46.70 | \$30.87 | \$41.10 | \$53.20 | \$53.20 | \$53.20 |

'N/A' indicates data or information cannot be released due to reliability, availability, or confidentiality restrictions. Since a portion of substate employment is not attributed to a region, substate areas will NOT add up to statewide totals. Rounding and the absence of suppressed data may also affect additivity.

| | | | WAGE ESTIMATES | | | | | | |
|---|-----|--|-------------------|--------------------|--------------------|--------------------------------|--------------------|--------------------|-----------|
| | | | Average (Mean) | 10th Percentile | 25th Percentile | 50th Percentile (Median) | 75th Percentile | 90th Percentile | |
| 51-8093 Petroleum Pump System Operators, Refinery Operators, and Gaugers | | | | | | | | | |
| Alternate Job Title(s): Hydrotreater Operator; Oil Pipeline Operator; Oil Refiner | | | | | | | | | |
| Operate or control petroleum refining or processing units. May specialize in controlling manifold and pumping systems, gauging or testing oil in storage tanks, or regulating the flow of oil into pipelines. | | | | | | | | | |
| North Dakota | | | ANNUAL: | \$91,880 | \$74,470 | \$83,070 | \$95,030 | \$97,040 | \$110,380 |
| Employment: | 480 | | HOURLY: | \$44.17 | \$35.80 | \$39.94 | \$45.69 | \$46.66 | \$53.07 |
| Region 1 | | | ANNUAL: | \$92,620 | \$74,640 | \$84,510 | \$92,620 | \$97,160 | \$110,380 |
| Employment: | 260 | | HOURLY: | \$44.53 | \$35.88 | \$40.63 | \$44.53 | \$46.71 | \$53.07 |
| Region 2 | | | ANNUAL: | \$91,100 | \$71,180 | \$84,510 | \$95,610 | \$96,900 | \$97,880 |
| Employment: | 70 | | HOURLY: | \$43.80 | \$34.22 | \$40.63 | \$45.96 | \$46.59 | \$47.06 |
| Region 7 | | | ANNUAL: | \$85,520 | \$66,620 | \$78,030 | \$82,720 | \$93,960 | \$103,100 |
| Employment: | 20 | | HOURLY: | \$41.11 | \$32.03 | \$37.52 | \$39.77 | \$45.18 | \$49.57 |
| Region 8 | | | ANNUAL: | \$93,170 | \$76,230 | \$84,510 | \$95,610 | \$100,710 | \$114,550 |
| Employment: | 110 | | HOURLY: | \$44.79 | \$36.65 | \$40.63 | \$45.96 | \$48.42 | \$55.07 |
| Bismarck, ND MetroSA | | | ANNUAL: | \$84,410 | \$66,620 | \$78,030 | \$78,570 | \$93,960 | \$94,120 |
| Employment: | 10 | | HOURLY: | \$40.58 | \$32.03 | \$37.52 | \$37.77 | \$45.18 | \$45.25 |
| West ND Nonmetro Area | | | ANNUAL: | \$92,510 | \$74,640 | \$84,510 | \$95,180 | \$97,150 | \$114,230 |
| Employment: | 450 | | HOURLY: | \$44.48 | \$35.88 | \$40.63 | \$45.76 | \$46.71 | \$54.92 |

51-8099 Plant and System Operators, All Other**Alternate Job Title(s):** Asphalt Plant Operator; Concrete Batch Plant Operator; Lime Filter Operator

All plant and system operators not listed separately.

| | | | | | | | | |
|---------------------|--|----------------|----------|----------|----------|----------|----------|----------|
| North Dakota | | ANNUAL: | \$50,560 | \$38,440 | \$38,440 | \$38,440 | \$58,060 | \$78,020 |
| Employment: N/A | | HOURLY: | \$24.31 | \$18.48 | \$18.48 | \$18.48 | \$27.91 | \$37.51 |

51-9011 Chemical Equipment Operators and Tenders**Alternate Job Title(s):** Acid Purification Equipment Operator; Chemical Process Equipment Operator

Operate or tend equipment to control chemical changes or reactions in the processing of industrial or consumer products. Equipment used includes devulcanizers, steam-jacketed kettles, and reactor vessels. Excludes Chemical Plant and System Operators (51-8091).

| | | | | | | | | |
|---------------------|--|----------------|----------|----------|----------|----------|----------|----------|
| North Dakota | | ANNUAL: | \$59,150 | \$46,320 | \$47,230 | \$49,820 | \$64,670 | \$80,790 |
| Employment: 90 | | HOURLY: | \$28.44 | \$22.27 | \$22.71 | \$23.95 | \$31.09 | \$38.84 |
| Region 5 | | ANNUAL: | \$55,580 | \$46,320 | \$46,320 | \$49,820 | \$56,160 | \$64,770 |
| Employment: 60 | | HOURLY: | \$26.72 | \$22.27 | \$22.27 | \$23.95 | \$27.00 | \$31.14 |

'N/A' indicates data or information cannot be released due to reliability, availability, or confidentiality restrictions. Since a portion of substate employment is not attributed to a region, substate areas will NOT add up to statewide totals. Rounding and the absence of suppressed data may also affect additivity.

| | | | WAGE ESTIMATES | | | | | | |
|--|-----|---------|-------------------|--------------------|--------------------|--------------------------------|--------------------|--------------------|----------|
| | | | Average (Mean) | 10th Percentile | 25th Percentile | 50th Percentile (Median) | 75th Percentile | 90th Percentile | |
| 51-9012 Separating, Filtering, Clarifying, Precipitating, and Still Machine Setters, Operators, and Tenders | | | | | | | | | |
| Alternate Job Title(s): Brewmaster; Fermentation Operator; Pasteurizer | | | | | | | | | |
| Set up, operate, or tend continuous flow or vat-type equipment; filter presses; shaker screens; centrifuges; condenser tubes; precipitating, fermenting, or evaporating tanks; scrubbing towers; or batch stills. These machines extract, sort, or separate liquids, gases, or solids from other materials to recover a refined product. Includes dairy processing equipment operators. Excludes Chemical Equipment Operators and Tenders (51-9011). | | | | | | | | | |
| North Dakota | | | ANNUAL: | \$49,930 | \$36,200 | \$44,900 | \$50,960 | \$56,400 | \$58,710 |
| Employment: | 360 | HOURLY: | \$24.00 | \$17.40 | \$21.59 | \$24.50 | \$27.11 | \$28.23 | |
| Region 1 | | | ANNUAL: | \$52,840 | \$37,370 | \$52,000 | \$56,390 | \$56,410 | \$58,740 |
| Employment: | 80 | HOURLY: | \$25.41 | \$17.97 | \$25.00 | \$27.11 | \$27.12 | \$28.24 | |
| Region 5 | | | ANNUAL: | \$50,550 | \$41,600 | \$47,390 | \$48,450 | \$51,960 | \$58,830 |
| Employment: | 120 | HOURLY: | \$24.30 | \$20.00 | \$22.78 | \$23.29 | \$24.98 | \$28.28 | |
| Region 7 | | | ANNUAL: | \$45,760 | \$34,910 | \$37,380 | \$41,690 | \$47,390 | \$65,510 |
| Employment: | 30 | HOURLY: | \$22.00 | \$16.78 | \$17.97 | \$20.04 | \$22.79 | \$31.49 | |
| Bismarck, ND MetroSA | | | ANNUAL: | \$45,900 | \$34,190 | \$41,300 | \$43,310 | \$46,660 | \$65,510 |
| Employment: | 20 | HOURLY: | \$22.07 | \$16.44 | \$19.85 | \$20.82 | \$22.43 | \$31.49 | |
| Fargo, ND-MN MetroSA | | | ANNUAL: | \$48,520 | \$40,500 | \$44,800 | \$51,560 | \$51,570 | \$58,830 |
| Employment: | 60 | HOURLY: | \$23.33 | \$19.47 | \$21.54 | \$24.79 | \$24.79 | \$28.28 | |
| West ND Nonmetro Area | | | ANNUAL: | \$50,910 | \$34,910 | \$44,420 | \$56,390 | \$56,410 | \$58,710 |
| Employment: | 150 | HOURLY: | \$24.48 | \$16.78 | \$21.36 | \$27.11 | \$27.12 | \$28.23 | |
| East ND Nonmetro Area | | | ANNUAL: | \$50,250 | \$36,200 | \$47,390 | \$47,520 | \$57,570 | \$58,330 |
| Employment: | 90 | HOURLY: | \$24.16 | \$17.41 | \$22.79 | \$22.85 | \$27.68 | \$28.04 | |

51-9021 Crushing, Grinding, and Polishing Machine Setters, Operators, and Tenders**Alternate Job Title(s):** Beveling and Edging Machine Operator; Industrial Coffee Grinder; Marble and Granite Polisher; Pulverizer Operator

Set up, operate, or tend machines to crush, grind, or polish materials, such as coal, glass, grain, stone, food, or rubber.

| | | | | | | | | |
|------------------------------|-----|---------|----------|----------|----------|----------|----------|----------|
| North Dakota | | ANNUAL: | \$49,650 | \$35,960 | \$38,290 | \$45,570 | \$59,950 | \$62,760 |
| Employment: | 150 | HOURLY: | \$23.87 | \$17.29 | \$18.41 | \$21.91 | \$28.82 | \$30.17 |
| Region 5 | | ANNUAL: | \$47,920 | \$32,660 | \$36,780 | \$45,570 | \$59,950 | \$59,950 |
| Employment: | 80 | HOURLY: | \$23.04 | \$15.70 | \$17.68 | \$21.91 | \$28.82 | \$28.82 |
| Region 6 | | ANNUAL: | \$50,210 | \$33,960 | \$38,300 | \$44,890 | \$59,930 | \$62,760 |
| Employment: | 20 | HOURLY: | \$24.14 | \$16.33 | \$18.41 | \$21.58 | \$28.81 | \$30.17 |
| Fargo, ND-MN MetroSA | | ANNUAL: | \$44,050 | \$30,480 | \$36,680 | \$43,120 | \$48,950 | \$59,560 |
| Employment: | 30 | HOURLY: | \$21.18 | \$14.66 | \$17.64 | \$20.73 | \$23.53 | \$28.64 |
| West ND Nonmetro Area | | ANNUAL: | \$53,300 | \$35,960 | \$43,900 | \$52,430 | \$54,890 | \$74,880 |
| Employment: | 40 | HOURLY: | \$25.62 | \$17.29 | \$21.10 | \$25.21 | \$26.39 | \$36.00 |
| East ND Nonmetro Area | | ANNUAL: | \$50,010 | \$35,960 | \$38,290 | \$45,570 | \$59,950 | \$62,760 |
| Employment: | 80 | HOURLY: | \$24.05 | \$17.29 | \$18.41 | \$21.91 | \$28.82 | \$30.17 |

'N/A' indicates data or information cannot be released due to reliability, availability, or confidentiality restrictions. Since a portion of substate employment is not attributed to a region, substate areas will NOT add up to statewide totals. Rounding and the absence of suppressed data may also affect additivity.

| | WAGE ESTIMATES | | | | | |
|--|-------------------|--------------------|--------------------|--------------------------------|--------------------|--------------------|
| | Average (Mean) | 10th Percentile | 25th Percentile | 50th Percentile (Median) | 75th Percentile | 90th Percentile |

51-9022 Grinding and Polishing Workers, Hand

Alternate Job Title(s): Hand Buffer; Hand Sander; Jewelry Polisher; Knife Grinder

Grind, sand, or polish, using hand tools or hand-held power tools, a variety of metal, wood, stone, clay, plastic, or glass objects. Includes chippers, buffers, and finishers.

| | | | | | | | | |
|-----------------------------|----|----------------|----------|----------|----------|----------|----------|----------|
| North Dakota | | ANNUAL: | \$33,120 | \$19,850 | \$30,120 | \$34,880 | \$38,460 | \$38,470 |
| Employment: | 40 | HOURLY: | \$15.92 | \$9.54 | \$14.48 | \$16.77 | \$18.49 | \$18.49 |
| Region 5 | | ANNUAL: | \$35,420 | \$19,850 | \$31,410 | \$38,100 | \$38,460 | \$38,470 |
| Employment: | 20 | HOURLY: | \$17.03 | \$9.54 | \$15.10 | \$18.32 | \$18.49 | \$18.49 |
| Fargo, ND-MN MetroSA | | ANNUAL: | \$36,410 | \$30,110 | \$34,260 | \$38,460 | \$38,460 | \$38,470 |
| Employment: | 20 | HOURLY: | \$17.50 | \$14.48 | \$16.47 | \$18.49 | \$18.49 | \$18.49 |

51-9023 Mixing and Blending Machine Setters, Operators, and Tenders

Alternate Job Title(s): Asphalt Blender; Clay Mixer; Ink Blender

Set up, operate, or tend machines to mix or blend materials, such as chemicals, tobacco, liquids, color pigments, or explosive ingredients. Excludes Food Batchmakers (51-3092).

| | | | | | | | | |
|-----------------------------------|-----|----------------|----------|----------|----------|----------|----------|----------|
| North Dakota | | ANNUAL: | \$52,240 | \$37,930 | \$49,610 | \$54,080 | \$57,220 | \$58,180 |
| Employment: | 190 | HOURLY: | \$25.12 | \$18.24 | \$23.85 | \$26.00 | \$27.51 | \$27.97 |
| Region 1 | | ANNUAL: | \$55,200 | \$49,610 | \$54,080 | \$54,080 | \$54,080 | \$60,530 |
| Employment: | 60 | HOURLY: | \$26.54 | \$23.85 | \$26.00 | \$26.00 | \$26.00 | \$29.10 |
| Region 4 | | ANNUAL: | \$42,270 | \$37,930 | \$37,930 | \$37,930 | \$47,300 | \$54,800 |
| Employment: | 10 | HOURLY: | \$20.32 | \$18.24 | \$18.24 | \$18.24 | \$22.74 | \$26.35 |
| Region 5 | | ANNUAL: | \$49,590 | \$37,210 | \$37,740 | \$55,390 | \$58,180 | \$59,460 |
| Employment: | 40 | HOURLY: | \$23.84 | \$17.89 | \$18.14 | \$26.63 | \$27.97 | \$28.59 |
| Region 7 | | ANNUAL: | \$51,170 | \$35,360 | \$50,090 | \$57,220 | \$57,760 | \$57,760 |
| Employment: | 10 | HOURLY: | \$24.60 | \$17.00 | \$24.08 | \$27.51 | \$27.77 | \$27.77 |
| Fargo, ND-MN MetroSA | | ANNUAL: | \$45,190 | \$37,210 | \$37,210 | \$40,010 | \$55,390 | \$58,180 |
| Employment: | 30 | HOURLY: | \$21.72 | \$17.89 | \$17.89 | \$19.24 | \$26.63 | \$27.97 |
| Grand Forks, ND-MN MetroSA | | ANNUAL: | \$41,780 | \$35,520 | \$37,930 | \$38,780 | \$46,970 | \$54,800 |
| Employment: | 20 | HOURLY: | \$20.09 | \$17.08 | \$18.24 | \$18.64 | \$22.58 | \$26.35 |
| West ND Nonmetro Area | | ANNUAL: | \$54,570 | \$49,600 | \$54,080 | \$54,080 | \$55,450 | \$57,780 |
| Employment: | N/A | HOURLY: | \$26.24 | \$23.85 | \$26.00 | \$26.00 | \$26.66 | \$27.78 |
| East ND Nonmetro Area | | ANNUAL: | \$54,400 | \$40,730 | \$55,690 | \$57,220 | \$57,220 | \$59,460 |
| Employment: | 40 | HOURLY: | \$26.15 | \$19.58 | \$26.78 | \$27.51 | \$27.51 | \$28.59 |

'N/A' indicates data or information cannot be released due to reliability, availability, or confidentiality restrictions. Since a portion of substate employment is not attributed to a region, substate areas will NOT add up to statewide totals. Rounding and the absence of suppressed data may also affect additivity.

| | | | WAGE ESTIMATES | | | | | |
|--|----|---------|-------------------|--------------------|--------------------|--------------------------------|--------------------|--------------------|
| | | | Average (Mean) | 10th Percentile | 25th Percentile | 50th Percentile (Median) | 75th Percentile | 90th Percentile |
| 51-9032 Cutting and Slicing Machine Setters, Operators, and Tenders | | | | | | | | |
| Alternate Job Title(s): Glass Cutting Machine Operator; Insulation Cutter; Rubber Trimmer | | | | | | | | |
| Set up, operate, or tend machines that cut or slice materials, such as glass, stone, cork, rubber, tobacco, food, paper, or insulating material. Excludes Cutting, Punching, and Press Machine Setters, Operators, and Tenders, Metal and Plastic (51-4031), Textile Cutting Machine Setters, Operators, and Tenders (51-6062), and Woodworking Machine Setters, Operators, and Tenders (51-7040). | | | | | | | | |
| North Dakota | | ANNUAL: | \$41,840 | \$32,520 | \$38,800 | \$42,540 | \$44,710 | \$47,140 |
| Employment: | 80 | HOURLY: | \$20.12 | \$15.64 | \$18.66 | \$20.45 | \$21.49 | \$22.67 |
| Region 4 | | ANNUAL: | \$43,230 | \$33,940 | \$43,970 | \$43,970 | \$45,660 | \$45,660 |
| Employment: | 20 | HOURLY: | \$20.78 | \$16.32 | \$21.14 | \$21.14 | \$21.95 | \$21.95 |
| Region 5 | | ANNUAL: | \$41,710 | \$38,680 | \$38,810 | \$41,810 | \$42,540 | \$47,290 |
| Employment: | 40 | HOURLY: | \$20.05 | \$18.60 | \$18.66 | \$20.10 | \$20.45 | \$22.74 |
| Fargo, ND-MN MetroSA | | ANNUAL: | \$41,990 | \$32,090 | \$38,800 | \$42,540 | \$47,290 | \$49,270 |
| Employment: | 50 | HOURLY: | \$20.19 | \$15.43 | \$18.66 | \$20.45 | \$22.74 | \$23.69 |

51-9041 Extruding, Forming, Pressing, and Compacting Machine Setters, Operators, and Tenders**Alternate Job Title(s):** Brick Maker; Rubber Extrusion Operator; Sugar Presser

Set up, operate, or tend machines, such as glass-forming machines, plodder machines, and tuber machines, to shape and form products such as glassware, food, rubber, soap, brick, tile, clay, wax, tobacco, or cosmetics. Excludes Shoe Machine Operators and Tenders (51-6042) and Paper Goods Machine Setters, Operators, and Tenders (51-9196).

| | | | | | | | | |
|------------------------------|--|---------|----------|----------|----------|----------|----------|----------|
| North Dakota | | ANNUAL: | \$45,930 | \$36,420 | \$39,290 | \$41,650 | \$50,600 | \$56,620 |
| Employment: 160 | | HOURLY: | \$22.08 | \$17.51 | \$18.89 | \$20.02 | \$24.33 | \$27.22 |
| Region 4 | | ANNUAL: | \$42,870 | \$37,120 | \$41,650 | \$41,650 | \$43,970 | \$52,000 |
| Employment: N/A | | HOURLY: | \$20.61 | \$17.84 | \$20.02 | \$20.02 | \$21.14 | \$25.00 |
| Region 5 | | ANNUAL: | \$44,180 | \$36,420 | \$36,420 | \$40,490 | \$47,420 | \$56,620 |
| Employment: 70 | | HOURLY: | \$21.24 | \$17.51 | \$17.51 | \$19.47 | \$22.80 | \$27.22 |
| East ND Nonmetro Area | | ANNUAL: | \$48,290 | \$36,420 | \$36,420 | \$46,380 | \$56,620 | \$64,640 |
| Employment: 80 | | HOURLY: | \$23.22 | \$17.51 | \$17.51 | \$22.30 | \$27.22 | \$31.08 |

51-9051 Furnace, Kiln, Oven, Drier, and Kettle Operators and Tenders**Alternate Job Title(s):** Lime Kiln Operator; Lumber Kiln Operator; Rubber Curer

Operate or tend heating equipment other than basic metal, plastic, or food processing equipment. Includes activities such as annealing glass, drying lumber, curing rubber, removing moisture from materials, or boiling soap.

| | | | | | | | | |
|---------------------|--|---------|----------|----------|----------|----------|----------|----------|
| North Dakota | | ANNUAL: | \$44,670 | \$37,440 | \$37,440 | \$38,940 | \$52,260 | \$63,460 |
| Employment: 80 | | HOURLY: | \$21.48 | \$18.00 | \$18.00 | \$18.72 | \$25.13 | \$30.51 |
| Region 5 | | ANNUAL: | \$45,980 | \$38,940 | \$38,940 | \$42,910 | \$55,120 | \$63,460 |
| Employment: 40 | | HOURLY: | \$22.11 | \$18.72 | \$18.72 | \$20.63 | \$26.50 | \$30.51 |

'N/A' indicates data or information cannot be released due to reliability, availability, or confidentiality restrictions. Since a portion of substate employment is not attributed to a region, substate areas will NOT add up to statewide totals. Rounding and the absence of suppressed data may also affect additivity.

| | | | WAGE ESTIMATES | | | | | | |
|---|-------|--|-------------------|--------------------|--------------------|--------------------------------|--------------------|--------------------|-----------|
| | | | Average (Mean) | 10th Percentile | 25th Percentile | 50th Percentile (Median) | 75th Percentile | 90th Percentile | |
| 51-9061 Inspectors, Testers, Sorters, Samplers, and Weighers | | | | | | | | | |
| Alternate Job Title(s): Machined Parts Quality Inspector; Petroleum Sampler | | | | | | | | | |
| Inspect, test, sort, sample, or weigh nonagricultural raw materials or processed, machined, fabricated, or assembled parts or products for defects, wear, and deviations from specifications. May use precision measuring instruments and complex test equipment. | | | | | | | | | |
| North Dakota | | | ANNUAL: | \$60,830 | \$37,560 | \$44,470 | \$51,220 | \$66,110 | \$97,600 |
| Employment: | 1,520 | | HOURLY: | \$29.25 | \$18.06 | \$21.38 | \$24.62 | \$31.78 | \$46.92 |
| Region 1 | | | ANNUAL: | \$69,310 | \$45,020 | \$48,920 | \$60,840 | \$81,810 | \$103,720 |
| Employment: | 290 | | HOURLY: | \$33.32 | \$21.64 | \$23.52 | \$29.25 | \$39.33 | \$49.87 |
| Region 2 | | | ANNUAL: | \$78,420 | \$40,630 | \$48,930 | \$62,540 | \$97,600 | \$152,910 |
| Employment: | 210 | | HOURLY: | \$37.70 | \$19.54 | \$23.52 | \$30.06 | \$46.92 | \$73.51 |
| Region 3 | | | ANNUAL: | \$49,790 | \$29,630 | \$40,170 | \$45,250 | \$60,090 | \$69,010 |
| Employment: | 40 | | HOURLY: | \$23.94 | \$14.25 | \$19.31 | \$21.76 | \$28.89 | \$33.18 |
| Region 4 | | | ANNUAL: | \$53,370 | \$38,450 | \$40,770 | \$47,680 | \$61,070 | \$76,240 |
| Employment: | 170 | | HOURLY: | \$25.66 | \$18.49 | \$19.60 | \$22.92 | \$29.36 | \$36.65 |
| Region 5 | | | ANNUAL: | \$49,860 | \$33,420 | \$39,270 | \$46,120 | \$56,480 | \$68,220 |
| Employment: | 410 | | HOURLY: | \$23.97 | \$16.07 | \$18.88 | \$22.17 | \$27.16 | \$32.80 |
| Region 6 | | | ANNUAL: | \$57,500 | \$37,330 | \$41,890 | \$51,810 | \$60,690 | \$82,700 |
| Employment: | 110 | | HOURLY: | \$27.64 | \$17.95 | \$20.14 | \$24.91 | \$29.18 | \$39.76 |
| Region 7 | | | ANNUAL: | \$61,240 | \$38,790 | \$49,320 | \$57,640 | \$74,140 | \$95,300 |
| Employment: | 130 | | HOURLY: | \$29.44 | \$18.65 | \$23.71 | \$27.71 | \$35.64 | \$45.82 |
| Region 8 | | | ANNUAL: | \$62,340 | \$37,450 | \$40,760 | \$52,170 | \$74,450 | \$105,210 |
| Employment: | 140 | | HOURLY: | \$29.97 | \$18.01 | \$19.60 | \$25.08 | \$35.79 | \$50.58 |
| Bismarck, ND MetroSA | | | ANNUAL: | \$59,950 | \$38,750 | \$48,670 | \$57,640 | \$64,860 | \$95,300 |
| Employment: | 120 | | HOURLY: | \$28.82 | \$18.63 | \$23.40 | \$27.71 | \$31.19 | \$45.82 |
| Fargo, ND-MN MetroSA | | | ANNUAL: | \$49,750 | \$32,910 | \$39,270 | \$46,120 | \$58,680 | \$65,200 |
| Employment: | 330 | | HOURLY: | \$23.92 | \$15.82 | \$18.88 | \$22.17 | \$28.21 | \$31.35 |
| Grand Forks, ND-MN MetroSA | | | ANNUAL: | \$53,450 | \$38,410 | \$40,770 | \$50,290 | \$59,620 | \$76,240 |
| Employment: | 180 | | HOURLY: | \$25.70 | \$18.47 | \$19.60 | \$24.18 | \$28.67 | \$36.65 |
| West ND Nonmetro Area | | | ANNUAL: | \$70,880 | \$39,090 | \$48,920 | \$60,680 | \$86,120 | \$105,760 |
| Employment: | 650 | | HOURLY: | \$34.08 | \$18.79 | \$23.52 | \$29.17 | \$41.41 | \$50.85 |
| East ND Nonmetro Area | | | ANNUAL: | \$53,200 | \$37,330 | \$41,870 | \$47,670 | \$59,540 | \$76,550 |
| Employment: | 290 | | HOURLY: | \$25.58 | \$17.95 | \$20.13 | \$22.92 | \$28.62 | \$36.80 |

51-9071 Jewelers and Precious Stone and Metal Workers**Alternate Job Title(s):** Diamond Setter; Gemologist; Goldsmith

Design, fabricate, adjust, repair, or appraise jewelry, gold, silver, other precious metals, or gems. Includes diamond polishers and gem cutters, and persons who perform precision casting and modeling of molds, casting metal in molds, or setting precious and semiprecious stones for jewelry and related products.

| | | | | | | | | |
|-----------------------------|--|---------|----------|----------|----------|----------|----------|----------|
| North Dakota | | ANNUAL: | \$45,950 | \$37,480 | \$39,150 | \$46,400 | \$47,800 | \$55,380 |
| Employment: 40 | | HOURLY: | \$22.09 | \$18.02 | \$18.82 | \$22.31 | \$22.98 | \$26.63 |
| Region 5 | | ANNUAL: | \$48,610 | \$38,410 | \$46,150 | \$47,300 | \$55,380 | \$55,380 |
| Employment: 20 | | HOURLY: | \$23.37 | \$18.47 | \$22.19 | \$22.74 | \$26.62 | \$26.63 |
| Fargo, ND-MN MetroSA | | ANNUAL: | \$48,610 | \$38,410 | \$46,140 | \$47,300 | \$55,380 | \$55,380 |
| Employment: 20 | | HOURLY: | \$23.37 | \$18.47 | \$22.19 | \$22.74 | \$26.63 | \$26.63 |

'N/A' indicates data or information cannot be released due to reliability, availability, or confidentiality restrictions. Since a portion of substate employment is not attributed to a region, substate areas will NOT add up to statewide totals. Rounding and the absence of suppressed data may also affect additivity.

| | | WAGE ESTIMATES | | | | | |
|---|--|-------------------|--------------------|--------------------|--------------------------------|--------------------|--------------------|
| | | Average (Mean) | 10th Percentile | 25th Percentile | 50th Percentile (Median) | 75th Percentile | 90th Percentile |
| 51-9081 Dental Laboratory Technicians | | | | | | | |
| Alternate Job Title(s): Crown and Bridge Technician; Dental Ceramist; Orthodontic Technician | | | | | | | |
| Construct and repair full or partial dentures or dental appliances. Excludes Dental Assistants (31-9091). | | | | | | | |
| North Dakota | | ANNUAL: | \$49,760 | \$27,470 | \$36,070 | \$46,270 | \$60,080 |
| Employment: 100 | | HOURLY: | \$23.93 | \$13.21 | \$17.34 | \$22.24 | \$28.89 |
| Region 5 | | ANNUAL: | \$51,270 | \$35,430 | \$37,380 | \$46,270 | \$60,130 |
| Employment: 60 | | HOURLY: | \$24.65 | \$17.04 | \$17.97 | \$22.24 | \$28.91 |
| Region 7 | | ANNUAL: | \$48,420 | \$27,040 | \$36,900 | \$55,120 | \$57,590 |
| Employment: 20 | | HOURLY: | \$23.28 | \$13.00 | \$17.74 | \$26.50 | \$27.69 |
| Bismarck, ND MetroSA | | ANNUAL: | \$48,420 | \$27,040 | \$36,900 | \$55,120 | \$57,590 |
| Employment: 20 | | HOURLY: | \$23.28 | \$13.00 | \$17.74 | \$26.50 | \$27.69 |

51-9082 Medical Appliance Technicians**Alternate Job Title(s):** Brace Maker; Manufacturing Orthopedic Technologist; Orthotics Technician; Prosthetics Technician

Construct, maintain, or repair medical supportive devices such as braces, orthotics and prosthetic devices, joints, arch supports, and other surgical and medical appliances.

| | | | | | | | |
|---------------------|--|----------------|----------|----------|----------|----------|----------|
| North Dakota | | ANNUAL: | \$50,890 | \$46,040 | \$46,860 | \$47,490 | \$54,770 |
| Employment: 10 | | HOURLY: | \$24.47 | \$22.13 | \$22.53 | \$22.83 | \$26.33 |

51-9083 Ophthalmic Laboratory Technicians**Alternate Job Title(s):** Eyeglass Maker; Lens Grinder; Precision Lens Centerer and Edger

Cut, grind, and polish eyeglasses, contact lenses, or other precision optical elements. Assemble and mount lenses into frames or process other optical elements. Includes precision lens polishers or grinders, centerer-edgers, and lens mounters. Excludes Opticians, Dispensing (29-2081).

| | | | | | | | |
|---------------------|--|----------------|----------|----------|----------|----------|----------|
| North Dakota | | ANNUAL: | \$40,530 | \$35,870 | \$36,730 | \$39,530 | \$44,100 |
| Employment: N/A | | HOURLY: | \$19.48 | \$17.25 | \$17.66 | \$19.01 | \$21.20 |
| Region 5 | | ANNUAL: | \$40,760 | \$35,870 | \$36,730 | \$39,530 | \$43,800 |
| Employment: 20 | | HOURLY: | \$19.59 | \$17.25 | \$17.66 | \$19.01 | \$21.06 |

'N/A' indicates data or information cannot be released due to reliability, availability, or confidentiality restrictions. Since a portion of substate employment is not attributed to a region, substate areas will NOT add up to statewide totals. Rounding and the absence of suppressed data may also affect additivity.

| | | | WAGE ESTIMATES | | | | | |
|---|-----|----------------|-------------------|--------------------|--------------------|--------------------------------|--------------------|--------------------|
| | | | Average (Mean) | 10th Percentile | 25th Percentile | 50th Percentile (Median) | 75th Percentile | 90th Percentile |
| 51-9111 Packaging and Filling Machine Operators and Tenders | | | | | | | | |
| Alternate Job Title(s): Bottle Capper; Keg Filler; Potato Chip Packaging Machine Operator | | | | | | | | |
| Operate or tend machines to prepare industrial or consumer products for storage or shipment. Includes cannery workers who pack food products. | | | | | | | | |
| North Dakota | | ANNUAL: | \$38,520 | \$30,810 | \$31,110 | \$38,880 | \$43,910 | \$48,050 |
| Employment: | 830 | HOURLY: | \$18.52 | \$14.81 | \$14.96 | \$18.69 | \$21.11 | \$23.10 |
| Region 4 | | ANNUAL: | \$41,110 | \$31,110 | \$39,660 | \$39,660 | \$43,910 | \$47,440 |
| Employment: | 160 | HOURLY: | \$19.76 | \$14.96 | \$19.07 | \$19.07 | \$21.11 | \$22.81 |
| Region 5 | | ANNUAL: | \$40,450 | \$31,110 | \$33,940 | \$38,880 | \$46,410 | \$48,800 |
| Employment: | 230 | HOURLY: | \$19.45 | \$14.96 | \$16.32 | \$18.69 | \$22.31 | \$23.46 |
| Region 6 | | ANNUAL: | \$41,260 | \$32,950 | \$34,630 | \$40,870 | \$45,100 | \$51,990 |
| Employment: | 140 | HOURLY: | \$19.83 | \$15.84 | \$16.65 | \$19.65 | \$21.68 | \$25.00 |
| Region 7 | | ANNUAL: | \$33,970 | \$30,810 | \$30,810 | \$30,810 | \$39,110 | \$39,110 |
| Employment: | N/A | HOURLY: | \$16.33 | \$14.81 | \$14.81 | \$14.81 | \$18.80 | \$18.80 |
| Fargo, ND-MN MetroSA | | ANNUAL: | \$40,840 | \$31,790 | \$34,510 | \$38,880 | \$47,810 | \$48,170 |
| Employment: | 170 | HOURLY: | \$19.64 | \$15.28 | \$16.59 | \$18.69 | \$22.99 | \$23.16 |
| Grand Forks, ND-MN MetroSA | | ANNUAL: | \$41,000 | \$31,740 | \$39,660 | \$39,660 | \$43,910 | \$47,440 |
| Employment: | 160 | HOURLY: | \$19.71 | \$15.26 | \$19.07 | \$19.07 | \$21.11 | \$22.81 |
| East ND Nonmetro Area | | ANNUAL: | \$39,630 | \$31,110 | \$32,950 | \$37,260 | \$45,100 | \$51,990 |
| Employment: | 270 | HOURLY: | \$19.05 | \$14.96 | \$15.84 | \$17.91 | \$21.68 | \$25.00 |

51-9123 Painting, Coating, and Decorating Workers**Alternate Job Title(s):** Ceramic Painter; China Decorator; Sign Painter

Paint, coat, or decorate articles, such as furniture, glass, plateware, pottery, jewelry, toys, books, or leather. Excludes Artists and Related Workers (27-1010), Designers (27-1020), Photographic Process Workers and Processing Machine Operators (51-9151), and Etchers and Engravers (51-9194).

| | | | | | | | | |
|-----------------|--|----------------|----------|----------|----------|----------|----------|----------|
| Region 5 | | ANNUAL: | \$40,000 | \$36,340 | \$36,380 | \$36,570 | \$48,030 | \$48,880 |
| Employment: 30 | | HOURLY: | \$19.23 | \$17.47 | \$17.49 | \$17.58 | \$23.09 | \$23.50 |

'N/A' indicates data or information cannot be released due to reliability, availability, or confidentiality restrictions. Since a portion of substate employment is not attributed to a region, substate areas will NOT add up to statewide totals. Rounding and the absence of suppressed data may also affect additivity.

| | | | WAGE ESTIMATES | | | | | |
|---|-----|---------|-------------------|--------------------|--------------------|--------------------------------|--------------------|--------------------|
| | | | Average (Mean) | 10th Percentile | 25th Percentile | 50th Percentile (Median) | 75th Percentile | 90th Percentile |
| 51-9124 Coating, Painting, and Spraying Machine Setters, Operators, and Tenders | | | | | | | | |
| Alternate Job Title(s): Auto Painter; Electrostatic Paint Operator; Lacquer Spray Booth Operator; Railroad Car Painter | | | | | | | | |
| Set up, operate, or tend spraying or rolling machines to coat or paint any of a wide variety of products, including glassware, cloth, ceramics, metal, plastic, paper, or wood, with lacquer, silver, copper, rubber, varnish, glaze, enamel, oil, or rust-proofing materials. Includes painters of transportation vehicles such as painters in auto body repair facilities. Excludes Plating Machine Setters, Operators, and Tenders, Metal and Plastic (51-4193). | | | | | | | | |
| North Dakota | | ANNUAL: | \$53,110 | \$37,960 | \$40,630 | \$48,580 | \$64,540 | \$78,790 |
| Employment: | 520 | HOURLY: | \$25.53 | \$18.25 | \$19.54 | \$23.36 | \$31.03 | \$37.88 |
| Region 1 | | ANNUAL: | \$63,950 | \$35,360 | \$51,830 | \$71,930 | \$80,440 | \$81,120 |
| Employment: | 20 | HOURLY: | \$30.74 | \$17.00 | \$24.92 | \$34.58 | \$38.67 | \$39.00 |
| Region 2 | | ANNUAL: | \$63,470 | \$38,510 | \$46,410 | \$64,930 | \$80,410 | \$80,690 |
| Employment: | 50 | HOURLY: | \$30.51 | \$18.51 | \$22.31 | \$31.22 | \$38.66 | \$38.79 |
| Region 3 | | ANNUAL: | \$43,010 | \$37,960 | \$37,960 | \$39,120 | \$43,270 | \$55,430 |
| Employment: | 10 | HOURLY: | \$20.68 | \$18.25 | \$18.25 | \$18.81 | \$20.80 | \$26.65 |
| Region 4 | | ANNUAL: | \$49,340 | \$39,500 | \$40,630 | \$48,580 | \$52,000 | \$60,400 |
| Employment: | 100 | HOURLY: | \$23.72 | \$18.99 | \$19.54 | \$23.36 | \$25.00 | \$29.04 |
| Region 5 | | ANNUAL: | \$51,350 | \$38,010 | \$39,010 | \$48,860 | \$64,540 | \$64,540 |
| Employment: | 210 | HOURLY: | \$24.69 | \$18.27 | \$18.76 | \$23.49 | \$31.03 | \$31.03 |
| Region 6 | | ANNUAL: | \$45,290 | \$32,180 | \$37,960 | \$43,280 | \$54,320 | \$61,110 |
| Employment: | 50 | HOURLY: | \$21.77 | \$15.47 | \$18.25 | \$20.81 | \$26.11 | \$29.38 |
| Region 7 | | ANNUAL: | \$58,710 | \$39,090 | \$45,760 | \$55,230 | \$77,370 | \$80,410 |
| Employment: | 40 | HOURLY: | \$28.22 | \$18.79 | \$22.00 | \$26.55 | \$37.20 | \$38.66 |
| Region 8 | | ANNUAL: | \$58,560 | \$35,360 | \$41,600 | \$56,320 | \$79,360 | \$80,590 |
| Employment: | 40 | HOURLY: | \$28.16 | \$17.00 | \$20.00 | \$27.08 | \$38.15 | \$38.74 |
| Bismarck, ND MetroSA | | ANNUAL: | \$57,110 | \$39,090 | \$45,760 | \$49,120 | \$62,600 | \$78,650 |
| Employment: | 40 | HOURLY: | \$27.46 | \$18.80 | \$22.00 | \$23.62 | \$30.10 | \$37.81 |
| Fargo, ND-MN MetroSA | | ANNUAL: | \$48,200 | \$36,980 | \$39,010 | \$44,630 | \$53,460 | \$71,140 |
| Employment: | 150 | HOURLY: | \$23.17 | \$17.78 | \$18.76 | \$21.46 | \$25.70 | \$34.20 |
| Grand Forks, ND-MN MetroSA | | ANNUAL: | \$51,520 | \$36,310 | \$41,030 | \$49,680 | \$60,400 | \$76,290 |
| Employment: | 50 | HOURLY: | \$24.77 | \$17.46 | \$19.73 | \$23.88 | \$29.04 | \$36.68 |
| West ND Nonmetro Area | | ANNUAL: | \$62,040 | \$35,360 | \$46,410 | \$60,040 | \$80,410 | \$80,680 |
| Employment: | 120 | HOURLY: | \$29.83 | \$17.00 | \$22.31 | \$28.86 | \$38.66 | \$38.79 |
| East ND Nonmetro Area | | ANNUAL: | \$50,030 | \$37,960 | \$40,630 | \$48,580 | \$64,540 | \$64,540 |
| Employment: | 190 | HOURLY: | \$24.05 | \$18.25 | \$19.54 | \$23.36 | \$31.03 | \$31.03 |

'N/A' indicates data or information cannot be released due to reliability, availability, or confidentiality restrictions. Since a portion of substate employment is not attributed to a region, substate areas will NOT add up to statewide totals. Rounding and the absence of suppressed data may also affect additivity.

| | | WAGE ESTIMATES | | | | | |
|--|--|-------------------|--------------------|--------------------|--------------------------------|--------------------|--------------------|
| | | Average (Mean) | 10th Percentile | 25th Percentile | 50th Percentile (Median) | 75th Percentile | 90th Percentile |
| 51-9161 Computer Numerically Controlled Tool Operators | | | | | | | |
| Alternate Job Title(s): Computer Numerically Controlled (CNC) Machinist; Computer Numerically Controlled (CNC) Milling Machine Operator; Computer Numerically Controlled (CNC) Shot Peening Operator; Jig Boring Machine Operator; Welding Robot Operator | | | | | | | |
| Operate computer-controlled tools, machines, or robots to machine or process parts, tools, or other work pieces made of metal, plastic, wood, stone, or other materials. May also set up and maintain equipment. | | | | | | | |
| North Dakota | | ANNUAL: | \$45,560 | \$35,590 | \$38,460 | \$45,080 | \$58,780 |
| Employment: 200 | | HOURLY: | \$21.91 | \$17.11 | \$18.49 | \$23.14 | \$28.26 |
| Region 5 | | ANNUAL: | \$44,850 | \$37,300 | \$38,470 | \$45,080 | \$51,690 |
| Employment: 130 | | HOURLY: | \$21.56 | \$17.93 | \$18.49 | \$22.39 | \$24.85 |
| Fargo, ND-MN MetroSA | | ANNUAL: | \$46,850 | \$38,220 | \$38,470 | \$45,250 | \$57,080 |
| Employment: 140 | | HOURLY: | \$22.52 | \$18.38 | \$18.49 | \$23.18 | \$27.44 |
| Grand Forks, ND-MN MetroSA | | ANNUAL: | \$50,290 | \$36,150 | \$38,750 | \$48,300 | \$69,850 |
| Employment: 50 | | HOURLY: | \$24.18 | \$17.38 | \$18.63 | \$31.22 | \$33.58 |
| East ND Nonmetro Area | | ANNUAL: | \$44,360 | \$29,440 | \$35,580 | \$50,180 | \$58,780 |
| Employment: 40 | | HOURLY: | \$21.33 | \$14.15 | \$17.11 | \$24.13 | \$28.26 |

51-9162 Computer Numerically Controlled Tool Programmers

Alternate Job Title(s): Computer Numerically Controlled (CNC) Programmer; Numerical Control Programmer; Numerical Tool Programmer

Develop programs to control machining or processing of materials by automatic machine tools, equipment, or systems. May also set up, operate, or maintain equipment.

| | | | | | | | |
|---------------------|--|---------|----------|----------|----------|----------|----------|
| North Dakota | | ANNUAL: | \$63,760 | \$41,930 | \$46,170 | \$51,770 | \$98,990 |
| Employment: 20 | | HOURLY: | \$30.65 | \$20.16 | \$22.20 | \$24.89 | \$47.59 |

51-9192 Cleaning, Washing, and Metal Pickling Equipment Operators and Tenders

Alternate Job Title(s): Acid Dipper; Degreaser Operator; Immersion Metal Cleaner

Operate or tend machines to wash or clean products, such as barrels or kegs, glass items, tin plate, food, pulp, coal, plastic, or rubber, to remove impurities.

| | | | | | | | |
|------------------------------|--|---------|----------|----------|----------|----------|----------|
| North Dakota | | ANNUAL: | \$49,130 | \$27,520 | \$47,570 | \$50,660 | \$59,340 |
| Employment: 40 | | HOURLY: | \$23.62 | \$13.23 | \$22.87 | \$24.36 | \$28.53 |
| East ND Nonmetro Area | | ANNUAL: | \$51,550 | \$47,570 | \$47,580 | \$50,670 | \$59,340 |
| Employment: 20 | | HOURLY: | \$24.78 | \$22.87 | \$22.87 | \$24.36 | \$28.53 |

51-9194 Etchers and Engravers

Alternate Job Title(s): Glass Etcher; Metal Engraver

Engrave or etch metal, wood, rubber, or other materials. Includes such workers as etcher-circuit processors, pantograph engravers, and silk screen etchers. Photoengravers are included in Prepress Technicians and Workers (51-5111).

| | | | | | | | |
|-----------------------------|--|---------|----------|----------|----------|----------|----------|
| North Dakota | | ANNUAL: | \$38,200 | \$36,140 | \$36,140 | \$36,790 | \$41,840 |
| Employment: 40 | | HOURLY: | \$18.36 | \$17.38 | \$17.38 | \$19.19 | \$20.12 |
| Region 5 | | ANNUAL: | \$38,640 | \$36,140 | \$36,150 | \$38,400 | \$41,840 |
| Employment: 20 | | HOURLY: | \$18.58 | \$17.38 | \$17.38 | \$19.19 | \$20.11 |
| Fargo, ND-MN MetroSA | | ANNUAL: | \$38,640 | \$36,140 | \$36,140 | \$38,400 | \$41,840 |
| Employment: 20 | | HOURLY: | \$18.58 | \$17.38 | \$17.38 | \$19.19 | \$20.12 |

'N/A' indicates data or information cannot be released due to reliability, availability, or confidentiality restrictions. Since a portion of substate employment is not attributed to a region, substate areas will NOT add up to statewide totals. Rounding and the absence of suppressed data may also affect additivity.

| | | | WAGE ESTIMATES | | | | | |
|--|-----|----------------|-------------------|--------------------|--------------------|--------------------------------|--------------------|--------------------|
| | | | Average (Mean) | 10th Percentile | 25th Percentile | 50th Percentile (Median) | 75th Percentile | 90th Percentile |
| 51-9195 Molders, Shapers, and Casters, Except Metal and Plastic | | | | | | | | |
| Alternate Job Title(s): Cigar Roller; Glass Blower; Neon Tube Bender | | | | | | | | |
| Mold, shape, form, cast, or carve products such as food products, figurines, tile, pipes, and candles consisting of clay, glass, plaster, concrete, stone, or combinations of materials. | | | | | | | | |
| North Dakota | | ANNUAL: | \$42,040 | \$33,280 | \$37,970 | \$39,620 | \$47,520 | \$49,640 |
| Employment: | 100 | HOURLY: | \$20.21 | \$16.00 | \$18.25 | \$19.05 | \$22.84 | \$23.87 |
| Region 4 | | ANNUAL: | \$42,820 | \$37,070 | \$38,650 | \$40,320 | \$47,510 | \$49,560 |
| Employment: | 20 | HOURLY: | \$20.58 | \$17.82 | \$18.58 | \$19.38 | \$22.84 | \$23.83 |
| Region 5 | | ANNUAL: | \$42,640 | \$35,210 | \$37,980 | \$45,940 | \$47,000 | \$48,710 |
| Employment: | 40 | HOURLY: | \$20.50 | \$16.93 | \$18.26 | \$22.08 | \$22.60 | \$23.42 |
| Region 7 | | ANNUAL: | \$44,770 | \$35,280 | \$37,720 | \$46,520 | \$49,210 | \$50,490 |
| Employment: | 10 | HOURLY: | \$21.52 | \$16.96 | \$18.13 | \$22.37 | \$23.66 | \$24.28 |
| East ND Nonmetro Area | | ANNUAL: | \$40,780 | \$33,280 | \$33,280 | \$38,650 | \$47,510 | \$48,680 |
| Employment: | 40 | HOURLY: | \$19.61 | \$16.00 | \$16.00 | \$18.58 | \$22.84 | \$23.41 |

51-9198 Helpers--Production Workers**Alternate Job Title(s):** Blending Tank Helper; Commercial Baker Helper; Welder Helper

Help production workers by performing duties requiring less skill. Duties include supplying or holding materials or tools, and cleaning work area and equipment. Apprentice workers are classified in the appropriate production occupations (51-0000).

| | | | | | | | | |
|------------------------------|--|----------------|----------|----------|----------|----------|----------|----------|
| North Dakota | | ANNUAL: | \$37,360 | \$29,240 | \$31,570 | \$34,230 | \$38,930 | \$49,820 |
| Employment: 110 | | HOURLY: | \$17.96 | \$14.06 | \$15.18 | \$16.46 | \$18.72 | \$23.95 |
| Region 5 | | ANNUAL: | \$37,160 | \$29,730 | \$31,570 | \$31,570 | \$38,430 | \$65,820 |
| Employment: 60 | | HOURLY: | \$17.87 | \$14.29 | \$15.18 | \$15.18 | \$18.48 | \$31.64 |
| Region 8 | | ANNUAL: | \$35,750 | \$29,620 | \$34,230 | \$34,230 | \$38,930 | \$38,930 |
| Employment: 30 | | HOURLY: | \$17.19 | \$14.24 | \$16.46 | \$16.46 | \$18.72 | \$18.72 |
| Fargo, ND-MN MetroSA | | ANNUAL: | \$35,780 | \$29,730 | \$30,470 | \$33,590 | \$38,590 | \$43,690 |
| Employment: 20 | | HOURLY: | \$17.20 | \$14.29 | \$14.65 | \$16.15 | \$18.55 | \$21.00 |
| West ND Nonmetro Area | | ANNUAL: | \$36,420 | \$34,230 | \$34,230 | \$37,260 | \$38,930 | \$39,260 |
| Employment: 40 | | HOURLY: | \$17.51 | \$16.46 | \$16.46 | \$17.91 | \$18.72 | \$18.88 |
| East ND Nonmetro Area | | ANNUAL: | \$38,100 | \$27,670 | \$31,570 | \$31,570 | \$36,450 | \$65,820 |
| Employment: 50 | | HOURLY: | \$18.32 | \$13.31 | \$15.18 | \$15.18 | \$17.52 | \$31.64 |

'N/A' indicates data or information cannot be released due to reliability, availability, or confidentiality restrictions. Since a portion of substate employment is not attributed to a region, substate areas will NOT add up to statewide totals. Rounding and the absence of suppressed data may also affect additivity.

| | | WAGE ESTIMATES | | | | | |
|---|-----------------|-------------------|--------------------|--------------------|--------------------------------|--------------------|--------------------|
| | | Average (Mean) | 10th Percentile | 25th Percentile | 50th Percentile (Median) | 75th Percentile | 90th Percentile |
| 51-9199 Production Workers, All Other | | | | | | | |
| Alternate Job Title(s): N/A | | | | | | | |
| All production workers not listed separately. Excludes Packers and Packagers, Hand (53-7064). | | | | | | | |
| North Dakota | Employment: 350 | ANNUAL: | \$44,000 | \$28,980 | \$34,080 | \$41,390 | \$50,130 |
| | | HOURLY: | \$21.16 | \$13.93 | \$16.39 | \$19.90 | \$24.10 |
| Region 3 | Employment: 30 | ANNUAL: | \$32,100 | \$24,850 | \$24,850 | \$28,980 | \$34,080 |
| | | HOURLY: | \$15.43 | \$11.95 | \$11.95 | \$13.93 | \$16.39 |
| Region 4 | Employment: 60 | ANNUAL: | \$52,860 | \$32,140 | \$41,860 | \$48,380 | \$62,420 |
| | | HOURLY: | \$25.41 | \$15.45 | \$20.12 | \$23.26 | \$30.01 |
| Region 5 | Employment: 180 | ANNUAL: | \$42,280 | \$31,030 | \$34,410 | \$38,260 | \$48,810 |
| | | HOURLY: | \$20.33 | \$14.92 | \$16.54 | \$18.40 | \$23.46 |
| Region 7 | Employment: 30 | ANNUAL: | \$45,480 | \$34,980 | \$43,850 | \$45,960 | \$49,900 |
| | | HOURLY: | \$21.86 | \$16.82 | \$21.08 | \$22.10 | \$23.99 |
| Bismarck, ND MetroSA | Employment: 30 | ANNUAL: | \$46,120 | \$38,220 | \$43,850 | \$46,490 | \$51,580 |
| | | HOURLY: | \$22.17 | \$18.38 | \$21.08 | \$22.35 | \$24.80 |
| Fargo, ND-MN MetroSA | Employment: 120 | ANNUAL: | \$38,410 | \$30,890 | \$31,030 | \$37,440 | \$43,680 |
| | | HOURLY: | \$18.47 | \$14.85 | \$14.92 | \$18.00 | \$21.00 |
| Grand Forks, ND-MN MetroSA | Employment: 70 | ANNUAL: | \$49,530 | \$29,770 | \$37,350 | \$46,580 | \$56,680 |
| | | HOURLY: | \$23.81 | \$14.31 | \$17.96 | \$22.39 | \$27.25 |
| East ND Nonmetro Area | Employment: 130 | ANNUAL: | \$43,780 | \$28,880 | \$34,080 | \$34,930 | \$58,060 |
| | | HOURLY: | \$21.05 | \$13.89 | \$16.39 | \$16.79 | \$27.91 |

'N/A' indicates data or information cannot be released due to reliability, availability, or confidentiality restrictions. Since a portion of substate employment is not attributed to a region, substate areas will NOT add up to statewide totals. Rounding and the absence of suppressed data may also affect additivity.

| | | WAGE ESTIMATES | | | | | |
|---|---------|-------------------|--------------------|--------------------|--------------------------------|--------------------|--------------------|
| | | Average (Mean) | 10th Percentile | 25th Percentile | 50th Percentile (Median) | 75th Percentile | 90th Percentile |
| 53-0000 Transportation and Material Moving Occupations | | | | | | | |
| Alternate Job Title(s): N/A | | | | | | | |
| North Dakota Employment: 41,730 | ANNUAL: | \$48,910 | \$29,170 | \$36,120 | \$44,970 | \$59,040 | \$74,040 |
| | HOURLY: | \$23.51 | \$14.03 | \$17.37 | \$21.62 | \$28.39 | \$35.59 |
| Region 1 Employment: 5,040 | ANNUAL: | \$55,950 | \$33,030 | \$42,480 | \$53,200 | \$63,990 | \$79,930 |
| | HOURLY: | \$26.90 | \$15.88 | \$20.42 | \$25.58 | \$30.76 | \$38.43 |
| Region 2 Employment: 4,720 | ANNUAL: | \$48,880 | \$29,470 | \$36,660 | \$45,830 | \$59,100 | \$72,800 |
| | HOURLY: | \$23.50 | \$14.17 | \$17.63 | \$22.03 | \$28.41 | \$35.00 |
| Region 3 Employment: 1,290 | ANNUAL: | \$45,710 | \$27,390 | \$31,850 | \$40,320 | \$50,440 | \$68,680 |
| | HOURLY: | \$21.98 | \$13.17 | \$15.31 | \$19.39 | \$24.25 | \$33.02 |
| Region 4 Employment: 4,450 | ANNUAL: | \$46,010 | \$28,950 | \$34,360 | \$42,490 | \$52,660 | \$66,450 |
| | HOURLY: | \$22.12 | \$13.92 | \$16.52 | \$20.43 | \$25.32 | \$31.95 |
| Region 5 Employment: 13,920 | ANNUAL: | \$46,620 | \$28,560 | \$34,080 | \$43,090 | \$54,390 | \$68,510 |
| | HOURLY: | \$22.41 | \$13.73 | \$16.38 | \$20.72 | \$26.15 | \$32.94 |
| Region 6 Employment: 2,180 | ANNUAL: | \$46,230 | \$28,680 | \$36,100 | \$43,680 | \$53,010 | \$64,130 |
| | HOURLY: | \$22.22 | \$13.79 | \$17.36 | \$21.00 | \$25.49 | \$30.83 |
| Region 7 Employment: 6,200 | ANNUAL: | \$46,160 | \$28,330 | \$34,320 | \$42,060 | \$52,710 | \$68,600 |
| | HOURLY: | \$22.19 | \$13.62 | \$16.50 | \$20.22 | \$25.34 | \$32.98 |
| Region 8 Employment: 2,950 | ANNUAL: | \$52,350 | \$31,380 | \$39,270 | \$48,640 | \$62,020 | \$75,610 |
| | HOURLY: | \$25.17 | \$15.09 | \$18.88 | \$23.39 | \$29.82 | \$36.35 |
| Bismarck, ND MetroSA Employment: 5,370 | ANNUAL: | \$44,750 | \$28,460 | \$34,190 | \$40,000 | \$49,220 | \$63,890 |
| | HOURLY: | \$21.51 | \$13.68 | \$16.44 | \$19.23 | \$23.66 | \$30.71 |
| Fargo, ND-MN MetroSA Employment: 13,810 | ANNUAL: | \$45,750 | \$28,040 | \$32,980 | \$41,880 | \$52,850 | \$68,230 |
| | HOURLY: | \$22.00 | \$13.48 | \$15.86 | \$20.14 | \$25.41 | \$32.81 |
| Grand Forks, ND-MN MetroSA Employment: 4,460 | ANNUAL: | \$44,940 | \$28,250 | \$33,300 | \$41,110 | \$50,640 | \$64,530 |
| | HOURLY: | \$21.61 | \$13.58 | \$16.01 | \$19.76 | \$24.34 | \$31.02 |
| West ND Nonmetro Area Employment: 13,540 | ANNUAL: | \$52,660 | \$30,220 | \$38,270 | \$48,620 | \$62,230 | \$78,570 |
| | HOURLY: | \$25.32 | \$14.53 | \$18.40 | \$23.38 | \$29.92 | \$37.78 |
| East ND Nonmetro Area Employment: 6,140 | ANNUAL: | \$47,330 | \$29,440 | \$36,750 | \$44,090 | \$55,120 | \$66,240 |
| | HOURLY: | \$22.76 | \$14.15 | \$17.67 | \$21.20 | \$26.50 | \$31.85 |

53-1041 Aircraft Cargo Handling Supervisors

Alternate Job Title(s): Air Cargo Ground Crew Supervisor; Air Cargo Ground Operations Supervisor; Airport Ramp Supervisor

Supervise and coordinate the activities of ground crew in the loading, unloading, securing, and staging of aircraft cargo or baggage. May determine the quantity and orientation of cargo and compute aircraft center of gravity. May accompany aircraft as member of flight crew and monitor and handle cargo in flight, and assist and brief passengers on safety and emergency procedures. Includes loadmasters.

| | | | | | | | |
|---------------------------------------|---------|----------|----------|----------|----------|-----------|-----------|
| North Dakota Employment: 20 | ANNUAL: | \$75,350 | \$36,740 | \$36,820 | \$88,850 | \$109,120 | \$110,430 |
| | HOURLY: | \$36.22 | \$17.67 | \$17.70 | \$42.72 | \$52.46 | \$53.09 |

'N/A' indicates data or information cannot be released due to reliability, availability, or confidentiality restrictions. Since a portion of substate employment is not attributed to a region, substate areas will NOT add up to statewide totals. Rounding and the absence of suppressed data may also affect additivity.

| | | | WAGE ESTIMATES | | | | | | |
|--|-------|--|-------------------|--------------------|--------------------|--------------------------------|--------------------|--------------------|-----------|
| | | | Average (Mean) | 10th Percentile | 25th Percentile | 50th Percentile (Median) | 75th Percentile | 90th Percentile | |
| 53-1047 First-Line Supervisors of Transportation and Material-Moving Workers, Except Aircraft Cargo Handling Supervisors | | | | | | | | | |
| Alternate Job Title(s): Material Handling Crew Supervisor; Warehouse Supervisor; Crane Crew Supervisor; Truck Driver Supervisor; Chief Ship Steward; Flight Service Manager; Gas Station Supervisor | | | | | | | | | |
| North Dakota | | | ANNUAL: | \$70,090 | \$41,800 | \$50,070 | \$66,020 | \$79,410 | \$105,410 |
| Employment: | 1,800 | | HOURLY: | \$33.70 | \$20.10 | \$24.07 | \$31.74 | \$38.18 | \$50.68 |
| Region 1 | | | ANNUAL: | \$84,470 | \$45,760 | \$65,010 | \$67,620 | \$106,770 | \$146,670 |
| Employment: | 270 | | HOURLY: | \$40.61 | \$22.00 | \$31.26 | \$32.51 | \$51.33 | \$70.51 |
| Region 2 | | | ANNUAL: | \$70,470 | \$42,030 | \$50,320 | \$66,560 | \$81,770 | \$105,410 |
| Employment: | 250 | | HOURLY: | \$33.88 | \$20.20 | \$24.19 | \$32.00 | \$39.31 | \$50.68 |
| Region 3 | | | ANNUAL: | \$59,860 | \$39,370 | \$43,540 | \$56,460 | \$71,550 | \$85,900 |
| Employment: | 50 | | HOURLY: | \$28.78 | \$18.93 | \$20.93 | \$27.14 | \$34.40 | \$41.30 |
| Region 4 | | | ANNUAL: | \$62,710 | \$39,410 | \$49,060 | \$60,680 | \$73,380 | \$87,420 |
| Employment: | 180 | | HOURLY: | \$30.15 | \$18.95 | \$23.58 | \$29.18 | \$35.28 | \$42.03 |
| Region 5 | | | ANNUAL: | \$63,450 | \$40,750 | \$46,190 | \$62,140 | \$75,080 | \$88,040 |
| Employment: | 550 | | HOURLY: | \$30.51 | \$19.59 | \$22.21 | \$29.88 | \$36.10 | \$42.33 |
| Region 6 | | | ANNUAL: | \$61,830 | \$45,560 | \$45,760 | \$59,260 | \$74,840 | \$93,820 |
| Employment: | 80 | | HOURLY: | \$29.72 | \$21.90 | \$22.00 | \$28.49 | \$35.98 | \$45.11 |
| Region 7 | | | ANNUAL: | \$70,300 | \$43,530 | \$50,140 | \$65,610 | \$77,230 | \$107,150 |
| Employment: | 220 | | HOURLY: | \$33.80 | \$20.93 | \$24.11 | \$31.54 | \$37.13 | \$51.51 |
| Region 8 | | | ANNUAL: | \$76,430 | \$40,230 | \$57,740 | \$66,760 | \$93,420 | \$128,750 |
| Employment: | 140 | | HOURLY: | \$36.74 | \$19.34 | \$27.76 | \$32.09 | \$44.91 | \$61.90 |
| Bismarck, ND MetroSA | | | ANNUAL: | \$66,300 | \$43,560 | \$49,540 | \$64,420 | \$75,540 | \$94,500 |
| Employment: | 160 | | HOURLY: | \$31.87 | \$20.94 | \$23.82 | \$30.97 | \$36.32 | \$45.44 |
| Fargo, ND-MN MetroSA | | | ANNUAL: | \$62,450 | \$40,340 | \$45,960 | \$60,580 | \$74,060 | \$88,040 |
| Employment: | 540 | | HOURLY: | \$30.02 | \$19.40 | \$22.10 | \$29.13 | \$35.61 | \$42.33 |
| Grand Forks, ND-MN MetroSA | | | ANNUAL: | \$60,010 | \$39,070 | \$48,310 | \$58,630 | \$68,160 | \$83,950 |
| Employment: | 190 | | HOURLY: | \$28.85 | \$18.79 | \$23.23 | \$28.19 | \$32.77 | \$40.36 |
| West ND Nonmetro Area | | | ANNUAL: | \$77,830 | \$42,050 | \$56,830 | \$66,560 | \$93,420 | \$135,250 |
| Employment: | 720 | | HOURLY: | \$37.42 | \$20.22 | \$27.32 | \$32.00 | \$44.91 | \$65.02 |
| East ND Nonmetro Area | | | ANNUAL: | \$63,330 | \$42,590 | \$47,950 | \$59,270 | \$76,580 | \$92,440 |
| Employment: | 270 | | HOURLY: | \$30.45 | \$20.48 | \$23.05 | \$28.50 | \$36.82 | \$44.44 |

'N/A' indicates data or information cannot be released due to reliability, availability, or confidentiality restrictions. Since a portion of substate employment is not attributed to a region, substate areas will NOT add up to statewide totals. Rounding and the absence of suppressed data may also affect additivity.

| | | | WAGE ESTIMATES | | | | | |
|---|-----|---------|-------------------|--------------------|--------------------|--------------------------------|--------------------|--------------------|
| | | | Average (Mean) | 10th Percentile | 25th Percentile | 50th Percentile (Median) | 75th Percentile | 90th Percentile |
| 53-2012 Commercial Pilots | | | | | | | | |
| Alternate Job Title(s): Aerial Crop Duster; Charter Pilot (Commercial Pilot Certificate Required); Flight Instructor (Commercial Pilots); Helicopter Pilot | | | | | | | | |
| Pilot and navigate the flight of fixed-wing aircraft on nonscheduled air carrier routes, or helicopters. Requires Commercial Pilot certificate. Includes charter pilots with similar certification, and air ambulance and air tour pilots. Excludes regional, national, and international airline pilots. Excludes Electro-Mechanical and Mechatronics Technologists and Technicians (17-3024). | | | | | | | | |
| North Dakota | | ANNUAL: | \$112,760 | \$66,680 | \$69,460 | \$96,550 | \$141,710 | \$169,940 |
| Employment: | 200 | HOURLY: | N/A | N/A | N/A | N/A | N/A | N/A |
| Region 2 | | ANNUAL: | \$119,500 | \$68,370 | \$69,740 | \$132,530 | \$154,760 | \$169,950 |
| Employment: | 10 | HOURLY: | N/A | N/A | N/A | N/A | N/A | N/A |
| Region 4 | | ANNUAL: | \$90,600 | \$61,240 | \$68,960 | \$76,730 | \$98,560 | \$148,810 |
| Employment: | 30 | HOURLY: | N/A | N/A | N/A | N/A | N/A | N/A |
| Region 5 | | ANNUAL: | \$116,900 | \$66,790 | \$69,750 | \$113,960 | \$148,810 | \$162,450 |
| Employment: | 60 | HOURLY: | N/A | N/A | N/A | N/A | N/A | N/A |
| Region 7 | | ANNUAL: | \$127,180 | \$49,480 | \$68,180 | \$79,960 | \$161,450 | N/A |
| Employment: | 50 | HOURLY: | N/A | N/A | N/A | N/A | N/A | N/A |
| Bismarck, ND MetroSA | | ANNUAL: | \$129,560 | \$49,480 | \$68,180 | \$84,550 | \$161,450 | N/A |
| Employment: | 50 | HOURLY: | N/A | N/A | N/A | N/A | N/A | N/A |
| Fargo, ND-MN MetroSA | | ANNUAL: | \$120,010 | \$66,790 | \$79,260 | \$125,060 | \$156,680 | \$162,450 |
| Employment: | 60 | HOURLY: | N/A | N/A | N/A | N/A | N/A | N/A |
| Grand Forks, ND-MN MetroSA | | ANNUAL: | \$96,040 | \$61,240 | \$76,730 | \$86,150 | \$107,890 | \$156,020 |
| Employment: | 20 | HOURLY: | N/A | N/A | N/A | N/A | N/A | N/A |
| West ND Nonmetro Area | | ANNUAL: | \$111,410 | \$68,370 | \$69,740 | \$129,490 | \$148,810 | \$169,940 |
| Employment: | 30 | HOURLY: | N/A | N/A | N/A | N/A | N/A | N/A |

53-2021 Air Traffic Controllers**Alternate Job Title(s):** Air Traffic Control Operator; Control Tower Operator; Enroute Controller

Control air traffic on and within vicinity of airport, and movement of air traffic between altitude sectors and control centers, according to established procedures and policies. Authorize, regulate, and control commercial airline flights according to government or company regulations to expedite and ensure flight safety.

| | | | | | | | | |
|---------------------|--|---------|-----------|----------|----------|-----------|-----------|-----------|
| North Dakota | | ANNUAL: | \$102,550 | \$76,810 | \$84,430 | \$106,180 | \$118,120 | \$125,880 |
| Employment: 90 | | HOURLY: | \$49.30 | \$36.93 | \$40.59 | \$51.05 | \$56.79 | \$60.52 |

'N/A' indicates data or information cannot be released due to reliability, availability, or confidentiality restrictions. Since a portion of substate employment is not attributed to a region, substate areas will NOT add up to statewide totals. Rounding and the absence of suppressed data may also affect additivity.

| | | | WAGE ESTIMATES | | | | | |
|---|-----|----------------|-------------------|--------------------|--------------------|--------------------------------|--------------------|--------------------|
| | | | Average (Mean) | 10th Percentile | 25th Percentile | 50th Percentile (Median) | 75th Percentile | 90th Percentile |
| 53-2022 Airfield Operations Specialists | | | | | | | | |
| Alternate Job Title(s): Aviation Operations Specialist; Flight Operations Coordinator | | | | | | | | |
| Ensure the safe takeoff and landing of commercial and military aircraft. Duties include coordination between air-traffic control and maintenance personnel, dispatching, using airfield landing and navigational aids, implementing airfield safety procedures, monitoring and maintaining flight records, and applying knowledge of weather information. | | | | | | | | |
| North Dakota | | ANNUAL: | \$38,860 | \$31,300 | \$31,370 | \$36,660 | \$39,370 | \$54,210 |
| Employment: | 290 | HOURLY: | \$18.68 | \$15.05 | \$15.08 | \$17.63 | \$18.93 | \$26.06 |
| Region 1 | | ANNUAL: | \$49,120 | \$36,670 | \$38,910 | \$47,190 | \$54,810 | \$68,150 |
| Employment: | 40 | HOURLY: | \$23.62 | \$17.63 | \$18.71 | \$22.69 | \$26.35 | \$32.77 |
| Region 2 | | ANNUAL: | \$40,940 | \$31,860 | \$36,870 | \$37,960 | \$46,610 | \$46,610 |
| Employment: | 60 | HOURLY: | \$19.68 | \$15.32 | \$17.72 | \$18.25 | \$22.41 | \$22.41 |
| Region 4 | | ANNUAL: | \$35,330 | \$30,930 | \$30,930 | \$36,090 | \$37,560 | \$39,860 |
| Employment: | 30 | HOURLY: | \$16.98 | \$14.87 | \$14.87 | \$17.35 | \$18.06 | \$19.16 |
| Region 5 | | ANNUAL: | \$36,050 | \$31,300 | \$31,300 | \$31,300 | \$36,550 | \$54,210 |
| Employment: | 70 | HOURLY: | \$17.33 | \$15.05 | \$15.05 | \$15.05 | \$17.57 | \$26.06 |
| Region 7 | | ANNUAL: | \$36,190 | \$31,370 | \$31,370 | \$31,370 | \$36,750 | \$51,320 |
| Employment: | 70 | HOURLY: | \$17.40 | \$15.08 | \$15.08 | \$15.08 | \$17.67 | \$24.67 |
| Bismarck, ND MetroSA | | ANNUAL: | \$36,190 | \$31,370 | \$31,370 | \$31,370 | \$36,750 | \$51,320 |
| Employment: | 70 | HOURLY: | \$17.40 | \$15.08 | \$15.08 | \$15.08 | \$17.67 | \$24.67 |
| Grand Forks, ND-MN MetroSA | | ANNUAL: | \$35,330 | \$30,930 | \$30,930 | \$36,090 | \$37,560 | \$39,860 |
| Employment: | 30 | HOURLY: | \$16.99 | \$14.87 | \$14.87 | \$17.35 | \$18.06 | \$19.17 |
| West ND Nonmetro Area | | ANNUAL: | \$42,710 | \$31,860 | \$36,660 | \$37,960 | \$46,610 | \$58,690 |
| Employment: | 120 | HOURLY: | \$20.53 | \$15.32 | \$17.63 | \$18.25 | \$22.41 | \$28.22 |

53-3011 Ambulance Drivers and Attendants, Except Emergency Medical Technicians**Alternate Job Title(s):** Emergency Medical Services (EMS) Driver

Drive ambulance or assist ambulance driver in transporting sick, injured, or convalescent persons. Assist in lifting patients.

| | | | | | | | | |
|------------------------------|--|---------|----------|----------|----------|----------|----------|----------|
| North Dakota | | ANNUAL: | \$29,970 | \$21,400 | \$23,270 | \$31,330 | \$31,850 | \$31,860 |
| Employment: 180 | | HOURLY: | \$14.41 | \$10.29 | \$11.19 | \$15.06 | \$15.31 | \$15.32 |
| Region 5 | | ANNUAL: | \$29,610 | \$22,950 | \$23,270 | \$31,480 | \$31,850 | \$31,860 |
| Employment: 20 | | HOURLY: | \$14.23 | \$11.03 | \$11.19 | \$15.13 | \$15.31 | \$15.31 |
| Region 6 | | ANNUAL: | \$31,440 | \$25,140 | \$25,140 | \$31,520 | \$31,850 | \$35,700 |
| Employment: 40 | | HOURLY: | \$15.11 | \$12.09 | \$12.09 | \$15.15 | \$15.31 | \$17.16 |
| Region 7 | | ANNUAL: | \$29,050 | \$19,810 | \$19,810 | \$28,080 | \$31,380 | \$34,890 |
| Employment: 40 | | HOURLY: | \$13.97 | \$9.52 | \$9.52 | \$13.50 | \$15.08 | \$16.77 |
| West ND Nonmetro Area | | ANNUAL: | \$28,480 | \$19,280 | \$21,920 | \$30,790 | \$31,370 | \$31,380 |
| Employment: 80 | | HOURLY: | \$13.69 | \$9.27 | \$10.54 | \$14.80 | \$15.08 | \$15.09 |
| East ND Nonmetro Area | | ANNUAL: | \$31,530 | \$22,210 | \$28,520 | \$31,520 | \$31,850 | \$31,860 |
| Employment: 80 | | HOURLY: | \$15.16 | \$10.68 | \$13.71 | \$15.15 | \$15.31 | \$15.32 |

'N/A' indicates data or information cannot be released due to reliability, availability, or confidentiality restrictions. Since a portion of substate employment is not attributed to a region, substate areas will NOT add up to statewide totals. Rounding and the absence of suppressed data may also affect additivity.

| | | WAGE ESTIMATES | | | | | |
|---|----------------|-------------------|--------------------|--------------------|--------------------------------|--------------------|--------------------|
| | | Average (Mean) | 10th Percentile | 25th Percentile | 50th Percentile (Median) | 75th Percentile | 90th Percentile |
| 53-3031 Driver/Sales Workers | | | | | | | |
| Alternate Job Title(s): Newspaper Delivery Driver; Pizza Delivery Driver; Route Salesperson | | | | | | | |
| Drive truck or other vehicle over established routes or within an established territory and sell or deliver goods, such as food products, including restaurant take-out items, or pick up or deliver items such as commercial laundry. May also take orders, collect payment, or stock merchandise at point of delivery. Excludes Coin, Vending, and Amusement Machine Servicers and Repairers (49-9091) and Light Truck Drivers (53-3033). | | | | | | | |
| North Dakota | ANNUAL: | \$45,790 | \$24,950 | \$29,340 | \$45,880 | \$59,780 | \$70,160 |
| Employment: 2,520 | HOURLY: | \$22.01 | \$12.00 | \$14.11 | \$22.06 | \$28.74 | \$33.73 |
| Region 1 | ANNUAL: | \$44,530 | \$24,950 | \$32,640 | \$38,740 | \$56,800 | \$67,800 |
| Employment: 190 | HOURLY: | \$21.41 | \$12.00 | \$15.69 | \$18.62 | \$27.31 | \$32.59 |
| Region 2 | ANNUAL: | \$42,700 | \$24,950 | \$27,160 | \$41,030 | \$51,530 | \$63,320 |
| Employment: 250 | HOURLY: | \$20.53 | \$12.00 | \$13.06 | \$19.72 | \$24.78 | \$30.44 |
| Region 4 | ANNUAL: | \$44,340 | \$24,300 | \$29,020 | \$43,690 | \$58,900 | \$66,450 |
| Employment: 280 | HOURLY: | \$21.32 | \$11.68 | \$13.95 | \$21.00 | \$28.32 | \$31.95 |
| Region 5 | ANNUAL: | \$47,940 | \$28,240 | \$30,180 | \$47,190 | \$61,930 | \$70,160 |
| Employment: 1,060 | HOURLY: | \$23.05 | \$13.58 | \$14.51 | \$22.69 | \$29.78 | \$33.73 |
| Region 6 | ANNUAL: | \$43,500 | \$24,950 | \$28,180 | \$40,670 | \$53,630 | \$67,800 |
| Employment: 80 | HOURLY: | \$20.91 | \$12.00 | \$13.55 | \$19.55 | \$25.78 | \$32.59 |
| Region 7 | ANNUAL: | \$45,510 | \$24,650 | \$28,420 | \$46,340 | \$58,260 | \$70,320 |
| Employment: 450 | HOURLY: | \$21.88 | \$11.85 | \$13.66 | \$22.28 | \$28.01 | \$33.81 |
| Region 8 | ANNUAL: | \$42,950 | \$24,950 | \$27,770 | \$35,760 | \$56,800 | \$63,320 |
| Employment: 130 | HOURLY: | \$20.65 | \$12.00 | \$13.35 | \$17.19 | \$27.31 | \$30.44 |
| Bismarck, ND MetroSA | ANNUAL: | \$45,810 | \$24,650 | \$28,260 | \$46,340 | \$58,980 | \$70,320 |
| Employment: 430 | HOURLY: | \$22.02 | \$11.85 | \$13.59 | \$22.28 | \$28.36 | \$33.81 |
| Fargo, ND-MN MetroSA | ANNUAL: | \$47,150 | \$26,410 | \$29,710 | \$46,470 | \$60,720 | \$70,160 |
| Employment: 1,110 | HOURLY: | \$22.67 | \$12.70 | \$14.29 | \$22.34 | \$29.19 | \$33.73 |
| Grand Forks, ND-MN MetroSA | ANNUAL: | \$43,350 | \$24,190 | \$28,670 | \$43,690 | \$51,060 | \$66,450 |
| Employment: 290 | HOURLY: | \$20.84 | \$11.63 | \$13.78 | \$21.00 | \$24.55 | \$31.95 |
| West ND Nonmetro Area | ANNUAL: | \$43,220 | \$24,950 | \$27,770 | \$38,740 | \$56,790 | \$63,830 |
| Employment: 590 | HOURLY: | \$20.78 | \$12.00 | \$13.35 | \$18.63 | \$27.30 | \$30.69 |
| East ND Nonmetro Area | ANNUAL: | \$44,310 | \$24,950 | \$28,380 | \$44,520 | \$56,790 | \$67,800 |
| Employment: 210 | HOURLY: | \$21.31 | \$12.00 | \$13.64 | \$21.41 | \$27.31 | \$32.60 |

'N/A' indicates data or information cannot be released due to reliability, availability, or confidentiality restrictions. Since a portion of substate employment is not attributed to a region, substate areas will NOT add up to statewide totals. Rounding and the absence of suppressed data may also affect additivity.

| | | WAGE ESTIMATES | | | | | |
|---|--------------------|-------------------|--------------------|--------------------|--------------------------------|--------------------|--------------------|
| | | Average (Mean) | 10th Percentile | 25th Percentile | 50th Percentile (Median) | 75th Percentile | 90th Percentile |
| 53-3032 Heavy and Tractor-Trailer Truck Drivers | | | | | | | |
| Alternate Job Title(s): Auto Carrier Driver; Cement Truck Driver; Dump Truck Driver; Garbage Truck Driver | | | | | | | |
| Drive a tractor-trailer combination or a truck with a capacity of at least 26,001 pounds Gross Vehicle Weight (GVW). May be required to unload truck. Requires commercial drivers' license. Includes tow truck drivers. Excludes Refuse and Recyclable Material Collectors (53-7081). | | | | | | | |
| North Dakota | Employment: 10,360 | ANNUAL: | \$56,570 | \$43,420 | \$46,710 | \$56,070 | \$62,640 |
| | | HOURLY: | \$27.20 | \$20.87 | \$22.46 | \$26.96 | \$30.12 |
| Region 1 | Employment: 1,790 | ANNUAL: | \$58,420 | \$44,520 | \$48,640 | \$59,100 | \$63,890 |
| | | HOURLY: | \$28.08 | \$21.40 | \$23.39 | \$28.41 | \$30.72 |
| Region 2 | Employment: 1,280 | ANNUAL: | \$54,480 | \$40,630 | \$45,830 | \$53,600 | \$60,990 |
| | | HOURLY: | \$26.19 | \$19.53 | \$22.03 | \$25.77 | \$29.32 |
| Region 3 | Employment: 240 | ANNUAL: | \$52,730 | \$38,290 | \$43,600 | \$48,420 | \$61,370 |
| | | HOURLY: | \$25.35 | \$18.41 | \$20.96 | \$23.28 | \$29.50 |
| Region 4 | Employment: 980 | ANNUAL: | \$55,990 | \$43,550 | \$45,690 | \$52,660 | \$62,820 |
| | | HOURLY: | \$26.92 | \$20.94 | \$21.97 | \$25.32 | \$30.20 |
| Region 5 | Employment: 3,260 | ANNUAL: | \$57,990 | \$43,420 | \$47,860 | \$56,220 | \$64,360 |
| | | HOURLY: | \$27.88 | \$20.87 | \$23.01 | \$27.03 | \$30.94 |
| Region 6 | Employment: 560 | ANNUAL: | \$52,990 | \$39,610 | \$44,720 | \$49,290 | \$59,680 |
| | | HOURLY: | \$25.47 | \$19.04 | \$21.50 | \$23.70 | \$28.69 |
| Region 7 | Employment: 1,240 | ANNUAL: | \$52,940 | \$39,270 | \$44,950 | \$50,740 | \$59,350 |
| | | HOURLY: | \$25.45 | \$18.88 | \$21.61 | \$24.39 | \$28.53 |
| Region 8 | Employment: 920 | ANNUAL: | \$58,940 | \$44,260 | \$48,620 | \$59,100 | \$65,410 |
| | | HOURLY: | \$28.34 | \$21.28 | \$23.38 | \$28.41 | \$31.45 |
| Bismarck, ND MetroSA | Employment: 1,030 | ANNUAL: | \$52,000 | \$38,810 | \$44,600 | \$49,280 | \$58,980 |
| | | HOURLY: | \$25.00 | \$18.66 | \$21.44 | \$23.69 | \$28.36 |
| Fargo, ND-MN MetroSA | Employment: 3,200 | ANNUAL: | \$58,110 | \$42,030 | \$47,970 | \$56,020 | \$66,740 |
| | | HOURLY: | \$27.94 | \$20.21 | \$23.06 | \$26.93 | \$32.09 |
| Grand Forks, ND-MN MetroSA | Employment: 920 | ANNUAL: | \$56,010 | \$39,810 | \$47,070 | \$52,770 | \$62,820 |
| | | HOURLY: | \$26.93 | \$19.14 | \$22.63 | \$25.37 | \$30.20 |
| West ND Nonmetro Area | Employment: 4,200 | ANNUAL: | \$57,300 | \$44,200 | \$47,950 | \$58,420 | \$63,230 |
| | | HOURLY: | \$27.55 | \$21.25 | \$23.05 | \$28.09 | \$30.40 |
| East ND Nonmetro Area | Employment: 1,490 | ANNUAL: | \$52,860 | \$40,120 | \$44,350 | \$48,970 | \$60,010 |
| | | HOURLY: | \$25.41 | \$19.29 | \$21.32 | \$23.54 | \$28.85 |

'N/A' indicates data or information cannot be released due to reliability, availability, or confidentiality restrictions. Since a portion of substate employment is not attributed to a region, substate areas will NOT add up to statewide totals. Rounding and the absence of suppressed data may also affect additivity.

| | | WAGE ESTIMATES | | | | | |
|--|----------------|-------------------|--------------------|--------------------|--------------------------------|--------------------|--------------------|
| | | Average (Mean) | 10th Percentile | 25th Percentile | 50th Percentile (Median) | 75th Percentile | 90th Percentile |
| 53-3033 Light Truck Drivers | | | | | | | |
| Alternate Job Title(s): Grocery Light Truck Driver; Parcel Truck Driver | | | | | | | |
| Drive a light vehicle, such as a truck or van, with a capacity of less than 26,001 pounds Gross Vehicle Weight (GVW), primarily to pick up merchandise or packages from a distribution center and deliver. May load and unload vehicle. Excludes Couriers and Messengers (43-5021) and Driver/Sales Workers (53-3031). | | | | | | | |
| North Dakota | ANNUAL: | \$49,070 | \$31,830 | \$39,300 | \$47,970 | \$52,600 | \$76,320 |
| Employment: 2,950 | HOURLY: | \$23.59 | \$15.30 | \$18.89 | \$23.06 | \$25.29 | \$36.69 |
| Region 1 | ANNUAL: | \$50,620 | \$36,580 | \$40,540 | \$47,960 | \$59,480 | \$73,170 |
| Employment: 220 | HOURLY: | \$24.34 | \$17.58 | \$19.49 | \$23.06 | \$28.60 | \$35.18 |
| Region 2 | ANNUAL: | \$51,870 | \$31,850 | \$40,250 | \$48,360 | \$61,350 | \$84,180 |
| Employment: 350 | HOURLY: | \$24.94 | \$15.31 | \$19.35 | \$23.25 | \$29.49 | \$40.47 |
| Region 3 | ANNUAL: | \$51,450 | \$28,720 | \$35,350 | \$48,360 | \$69,790 | \$88,120 |
| Employment: 60 | HOURLY: | \$24.74 | \$13.81 | \$16.99 | \$23.25 | \$33.55 | \$42.37 |
| Region 4 | ANNUAL: | \$48,020 | \$31,320 | \$39,230 | \$48,260 | \$49,950 | \$63,390 |
| Employment: 340 | HOURLY: | \$23.09 | \$15.06 | \$18.86 | \$23.20 | \$24.02 | \$30.48 |
| Region 5 | ANNUAL: | \$48,500 | \$32,550 | \$39,110 | \$47,730 | \$50,480 | \$75,310 |
| Employment: 1,180 | HOURLY: | \$23.32 | \$15.65 | \$18.80 | \$22.95 | \$24.27 | \$36.21 |
| Region 6 | ANNUAL: | \$48,930 | \$29,570 | \$40,520 | \$48,260 | \$53,250 | \$76,080 |
| Employment: 90 | HOURLY: | \$23.52 | \$14.21 | \$19.48 | \$23.20 | \$25.60 | \$36.58 |
| Region 7 | ANNUAL: | \$47,850 | \$31,270 | \$38,390 | \$46,330 | \$49,230 | \$77,920 |
| Employment: 490 | HOURLY: | \$23.00 | \$15.03 | \$18.46 | \$22.28 | \$23.67 | \$37.46 |
| Region 8 | ANNUAL: | \$50,270 | \$35,360 | \$40,530 | \$48,020 | \$59,670 | \$72,570 |
| Employment: 200 | HOURLY: | \$24.17 | \$17.00 | \$19.49 | \$23.09 | \$28.69 | \$34.89 |
| Bismarck, ND MetroSA | ANNUAL: | \$48,030 | \$31,360 | \$38,700 | \$46,330 | \$49,230 | \$77,920 |
| Employment: 480 | HOURLY: | \$23.09 | \$15.08 | \$18.61 | \$22.28 | \$23.67 | \$37.46 |
| Fargo, ND-MN MetroSA | ANNUAL: | \$47,840 | \$31,820 | \$38,900 | \$47,510 | \$49,530 | \$67,810 |
| Employment: 1,270 | HOURLY: | \$23.00 | \$15.30 | \$18.70 | \$22.84 | \$23.81 | \$32.60 |
| Grand Forks, ND-MN MetroSA | ANNUAL: | \$47,260 | \$30,920 | \$38,810 | \$46,950 | \$49,880 | \$63,390 |
| Employment: 400 | HOURLY: | \$22.72 | \$14.87 | \$18.66 | \$22.57 | \$23.98 | \$30.48 |
| West ND Nonmetro Area | ANNUAL: | \$50,930 | \$31,850 | \$40,500 | \$48,020 | \$59,860 | \$78,910 |
| Employment: 780 | HOURLY: | \$24.48 | \$15.31 | \$19.47 | \$23.09 | \$28.78 | \$37.94 |
| East ND Nonmetro Area | ANNUAL: | \$48,010 | \$28,570 | \$35,910 | \$48,060 | \$50,600 | \$76,080 |
| Employment: 180 | HOURLY: | \$23.08 | \$13.73 | \$17.27 | \$23.11 | \$24.33 | \$36.58 |

'N/A' indicates data or information cannot be released due to reliability, availability, or confidentiality restrictions. Since a portion of substate employment is not attributed to a region, substate areas will NOT add up to statewide totals. Rounding and the absence of suppressed data may also affect additivity.

| | | | WAGE ESTIMATES | | | | | |
|---|-------|---------|-------------------|--------------------|--------------------|--------------------------------|--------------------|--------------------|
| | | | Average (Mean) | 10th Percentile | 25th Percentile | 50th Percentile (Median) | 75th Percentile | 90th Percentile |
| 53-3051 Bus Drivers, School | | | | | | | | |
| Alternate Job Title(s): School Bus Operator; Special Education Bus Driver | | | | | | | | |
| Drive a school bus to transport students. Ensure adherence to safety rules. May assist students in boarding or exiting. | | | | | | | | |
| North Dakota | | ANNUAL: | \$59,340 | \$29,970 | \$39,940 | \$50,800 | \$70,670 | \$88,690 |
| Employment: | 1,630 | HOURLY: | \$28.53 | \$14.41 | \$19.20 | \$24.42 | \$33.98 | \$42.64 |
| Region 1 | | ANNUAL: | \$60,440 | \$31,160 | \$47,670 | \$55,180 | \$72,800 | \$81,770 |
| Employment: | 100 | HOURLY: | \$29.06 | \$14.98 | \$22.92 | \$26.53 | \$35.00 | \$39.31 |
| Region 2 | | ANNUAL: | \$63,700 | \$38,970 | \$50,800 | \$62,520 | \$72,800 | \$81,010 |
| Employment: | 170 | HOURLY: | \$30.63 | \$18.74 | \$24.42 | \$30.06 | \$35.00 | \$38.95 |
| Region 3 | | ANNUAL: | \$65,870 | \$30,770 | \$42,270 | \$58,060 | \$80,880 | \$106,110 |
| Employment: | 160 | HOURLY: | \$31.67 | \$14.79 | \$20.32 | \$27.91 | \$38.88 | \$51.01 |
| Region 4 | | ANNUAL: | \$61,490 | \$29,040 | \$46,030 | \$50,110 | \$70,670 | \$99,540 |
| Employment: | 170 | HOURLY: | \$29.56 | \$13.96 | \$22.13 | \$24.09 | \$33.98 | \$47.85 |
| Region 5 | | ANNUAL: | \$57,020 | \$36,110 | \$39,940 | \$44,640 | \$62,490 | \$81,770 |
| Employment: | 340 | HOURLY: | \$27.41 | \$17.36 | \$19.20 | \$21.46 | \$30.04 | \$39.31 |
| Region 6 | | ANNUAL: | \$65,550 | \$30,630 | \$46,260 | \$57,570 | \$74,690 | \$106,980 |
| Employment: | 170 | HOURLY: | \$31.51 | \$14.73 | \$22.24 | \$27.68 | \$35.91 | \$51.43 |
| Region 7 | | ANNUAL: | \$52,860 | \$25,090 | \$30,620 | \$48,620 | \$62,770 | \$79,150 |
| Employment: | 370 | HOURLY: | \$25.41 | \$12.06 | \$14.72 | \$23.37 | \$30.18 | \$38.05 |
| Region 8 | | ANNUAL: | \$58,730 | \$37,390 | \$48,470 | \$49,590 | \$64,980 | \$81,010 |
| Employment: | 150 | HOURLY: | \$28.24 | \$17.98 | \$23.30 | \$23.84 | \$31.24 | \$38.95 |
| Bismarck, ND MetroSA | | ANNUAL: | \$45,810 | \$25,080 | \$25,080 | \$44,400 | \$54,320 | \$71,670 |
| Employment: | 250 | HOURLY: | \$22.02 | \$12.06 | \$12.06 | \$21.35 | \$26.12 | \$34.46 |
| Fargo, ND-MN MetroSA | | ANNUAL: | \$46,250 | \$36,110 | \$39,720 | \$39,940 | \$48,460 | \$67,000 |
| Employment: | 300 | HOURLY: | \$22.23 | \$17.36 | \$19.10 | \$19.20 | \$23.30 | \$32.21 |
| Grand Forks, ND-MN MetroSA | | ANNUAL: | \$54,060 | \$29,040 | \$40,420 | \$49,510 | \$63,870 | \$70,760 |
| Employment: | 150 | HOURLY: | \$25.99 | \$13.96 | \$19.43 | \$23.80 | \$30.71 | \$34.02 |
| West ND Nonmetro Area | | ANNUAL: | \$62,570 | \$37,390 | \$48,470 | \$55,180 | \$72,800 | \$81,670 |
| Employment: | 540 | HOURLY: | \$30.08 | \$17.98 | \$23.30 | \$26.53 | \$35.00 | \$39.26 |
| East ND Nonmetro Area | | ANNUAL: | N/A | N/A | N/A | N/A | N/A | N/A |
| Employment: | 530 | HOURLY: | N/A | N/A | N/A | N/A | N/A | N/A |

'N/A' indicates data or information cannot be released due to reliability, availability, or confidentiality restrictions. Since a portion of substate employment is not attributed to a region, substate areas will NOT add up to statewide totals. Rounding and the absence of suppressed data may also affect additivity.

| | | | WAGE ESTIMATES | | | | | |
|---|--|----------------|-------------------|--------------------|--------------------|--------------------------------|--------------------|--------------------|
| | | | Average (Mean) | 10th Percentile | 25th Percentile | 50th Percentile (Median) | 75th Percentile | 90th Percentile |
| 53-3052 Bus Drivers, Transit and Intercity | | | | | | | | |
| Alternate Job Title(s): Motor Coach Bus Driver; Public Transit Bus Driver | | | | | | | | |
| Drive bus or motor coach, including regular route operations, charters, and private carriage. May assist passengers with baggage. May collect fares or tickets. | | | | | | | | |
| North Dakota | | ANNUAL: | \$37,870 | \$29,200 | \$30,170 | \$37,350 | \$41,750 | \$47,410 |
| Employment: 310 | | HOURLY: | \$18.21 | \$14.04 | \$14.51 | \$17.96 | \$20.07 | \$22.79 |
| Region 2 | | ANNUAL: | \$39,660 | \$34,970 | \$39,070 | \$39,070 | \$39,070 | \$44,710 |
| Employment: N/A | | HOURLY: | \$19.07 | \$16.81 | \$18.78 | \$18.78 | \$18.78 | \$21.50 |
| Region 4 | | ANNUAL: | \$40,190 | \$34,480 | \$39,850 | \$39,850 | \$39,850 | \$47,410 |
| Employment: 30 | | HOURLY: | \$19.32 | \$16.58 | \$19.16 | \$19.16 | \$19.16 | \$22.79 |
| Region 5 | | ANNUAL: | \$35,760 | \$29,200 | \$30,170 | \$30,170 | \$40,800 | \$41,750 |
| Employment: 130 | | HOURLY: | \$17.19 | \$14.04 | \$14.51 | \$14.51 | \$19.62 | \$20.07 |
| Region 7 | | ANNUAL: | \$40,220 | \$31,060 | \$37,280 | \$38,380 | \$43,570 | \$47,910 |
| Employment: 70 | | HOURLY: | \$19.33 | \$14.93 | \$17.92 | \$18.45 | \$20.95 | \$23.03 |
| Fargo, ND-MN MetroSA | | ANNUAL: | \$36,270 | \$30,170 | \$30,170 | \$32,160 | \$41,750 | \$43,030 |
| Employment: 140 | | HOURLY: | \$17.44 | \$14.51 | \$14.51 | \$15.46 | \$20.07 | \$20.69 |
| Grand Forks, ND-MN MetroSA | | ANNUAL: | \$41,040 | \$39,850 | \$39,850 | \$40,170 | \$40,170 | \$47,410 |
| Employment: 60 | | HOURLY: | \$19.73 | \$19.16 | \$19.16 | \$19.31 | \$19.31 | \$22.79 |
| West ND Nonmetro Area | | ANNUAL: | \$39,240 | \$28,500 | \$36,270 | \$39,070 | \$43,240 | \$44,710 |
| Employment: 60 | | HOURLY: | \$18.86 | \$13.70 | \$17.44 | \$18.78 | \$20.79 | \$21.50 |
| East ND Nonmetro Area | | ANNUAL: | \$33,410 | \$24,700 | \$31,150 | \$31,850 | \$35,510 | \$43,000 |
| Employment: 30 | | HOURLY: | \$16.06 | \$11.87 | \$14.98 | \$15.31 | \$17.07 | \$20.67 |

'N/A' indicates data or information cannot be released due to reliability, availability, or confidentiality restrictions. Since a portion of substate employment is not attributed to a region, substate areas will NOT add up to statewide totals. Rounding and the absence of suppressed data may also affect additivity.

| | | | WAGE ESTIMATES | | | | | |
|---|-----|----------------|-------------------|--------------------|--------------------|--------------------------------|--------------------|--------------------|
| | | | Average (Mean) | 10th Percentile | 25th Percentile | 50th Percentile (Median) | 75th Percentile | 90th Percentile |
| 53-3053 Shuttle Drivers and Chauffeurs | | | | | | | | |
| Alternate Job Title(s): Airport Shuttle Driver; Courtesy Van Driver; Hotel Shuttle Driver; Nonemergency Medical Transporter | | | | | | | | |
| Drive a motor vehicle to transport passengers on a planned or scheduled basis. May collect a fare. Includes nonemergency medical transporters and hearse drivers. Excludes Ambulance Drivers and Attendants, Except Emergency Medical Technicians (53-3011) and Taxi Drivers (53-3054). | | | | | | | | |
| North Dakota | | ANNUAL: | \$34,280 | \$26,880 | \$28,490 | \$34,320 | \$37,940 | \$40,910 |
| Employment: | 510 | HOURLY: | \$16.48 | \$12.92 | \$13.70 | \$16.50 | \$18.24 | \$19.67 |
| Region 1 | | ANNUAL: | \$39,240 | \$28,350 | \$28,350 | \$37,060 | \$40,430 | \$58,660 |
| Employment: | 50 | HOURLY: | \$18.87 | \$13.63 | \$13.63 | \$17.82 | \$19.44 | \$28.20 |
| Region 2 | | ANNUAL: | \$34,820 | \$29,570 | \$33,640 | \$36,420 | \$36,850 | \$37,460 |
| Employment: | 60 | HOURLY: | \$16.74 | \$14.22 | \$16.17 | \$17.51 | \$17.72 | \$18.01 |
| Region 3 | | ANNUAL: | \$30,820 | \$24,070 | \$28,290 | \$30,490 | \$31,910 | \$36,010 |
| Employment: | 20 | HOURLY: | \$14.82 | \$11.57 | \$13.60 | \$14.66 | \$15.34 | \$17.31 |
| Region 4 | | ANNUAL: | \$35,090 | \$25,520 | \$30,450 | \$34,420 | \$35,860 | \$41,320 |
| Employment: | 50 | HOURLY: | \$16.87 | \$12.27 | \$14.64 | \$16.55 | \$17.24 | \$19.86 |
| Region 5 | | ANNUAL: | \$32,460 | \$25,220 | \$27,800 | \$28,900 | \$37,940 | \$40,910 |
| Employment: | 180 | HOURLY: | \$15.60 | \$12.12 | \$13.36 | \$13.89 | \$18.24 | \$19.67 |
| Region 6 | | ANNUAL: | \$34,410 | \$31,900 | \$31,900 | \$33,080 | \$35,600 | \$38,550 |
| Employment: | 40 | HOURLY: | \$16.54 | \$15.34 | \$15.34 | \$15.90 | \$17.11 | \$18.54 |
| Region 7 | | ANNUAL: | \$33,740 | \$23,180 | \$28,330 | \$35,130 | \$37,590 | \$42,990 |
| Employment: | 80 | HOURLY: | \$16.22 | \$11.14 | \$13.62 | \$16.89 | \$18.07 | \$20.67 |
| Region 8 | | ANNUAL: | \$37,480 | \$29,120 | \$34,470 | \$39,680 | \$40,230 | \$40,230 |
| Employment: | 40 | HOURLY: | \$18.02 | \$14.00 | \$16.57 | \$19.08 | \$19.34 | \$19.34 |
| Bismarck, ND MetroSA | | ANNUAL: | \$33,770 | \$23,180 | \$27,850 | \$35,450 | \$37,820 | \$42,990 |
| Employment: | 70 | HOURLY: | \$16.24 | \$11.14 | \$13.39 | \$17.04 | \$18.18 | \$20.67 |
| Fargo, ND-MN MetroSA | | ANNUAL: | \$30,910 | \$25,220 | \$27,510 | \$27,980 | \$34,480 | \$39,020 |
| Employment: | 170 | HOURLY: | \$14.86 | \$12.12 | \$13.23 | \$13.45 | \$16.58 | \$18.76 |
| Grand Forks, ND-MN MetroSA | | ANNUAL: | \$30,940 | \$23,110 | \$23,110 | \$27,780 | \$34,420 | \$40,410 |
| Employment: | 90 | HOURLY: | \$14.88 | \$11.11 | \$11.11 | \$13.35 | \$16.55 | \$19.43 |
| West ND Nonmetro Area | | ANNUAL: | \$36,820 | \$28,350 | \$31,410 | \$36,850 | \$40,230 | \$40,430 |
| Employment: | 150 | HOURLY: | \$17.70 | \$13.63 | \$15.10 | \$17.72 | \$19.34 | \$19.44 |
| East ND Nonmetro Area | | ANNUAL: | \$35,100 | \$30,480 | \$31,910 | \$35,320 | \$37,940 | \$40,910 |
| Employment: | 110 | HOURLY: | \$16.87 | \$14.66 | \$15.34 | \$16.98 | \$18.24 | \$19.67 |

'N/A' indicates data or information cannot be released due to reliability, availability, or confidentiality restrictions. Since a portion of substate employment is not attributed to a region, substate areas will NOT add up to statewide totals. Rounding and the absence of suppressed data may also affect additivity.

| | | | WAGE ESTIMATES | | | | | |
|---|-----|---------|-------------------|--------------------|--------------------|--------------------------------|--------------------|--------------------|
| | | | Average (Mean) | 10th Percentile | 25th Percentile | 50th Percentile (Median) | 75th Percentile | 90th Percentile |
| 53-3099 Motor Vehicle Operators, All Other | | | | | | | | |
| Alternate Job Title(s): Ice-Resurfacing Machine Operators; Motorcycle Deliverer; Street Cleaning Equipment Operator | | | | | | | | |
| All motor vehicle operators not listed separately. | | | | | | | | |
| North Dakota | | ANNUAL: | \$33,700 | \$17,270 | \$25,480 | \$30,150 | \$42,920 | \$47,920 |
| Employment: | 340 | HOURLY: | \$16.20 | \$8.30 | \$12.25 | \$14.49 | \$20.64 | \$23.04 |
| Region 2 | | ANNUAL: | \$35,630 | \$17,210 | \$26,990 | \$39,320 | \$42,510 | \$48,470 |
| Employment: | 40 | HOURLY: | \$17.13 | \$8.27 | \$12.98 | \$18.90 | \$20.44 | \$23.30 |
| Region 3 | | ANNUAL: | \$41,590 | \$27,480 | \$37,270 | \$43,220 | \$47,920 | \$50,440 |
| Employment: | 50 | HOURLY: | \$20.00 | \$13.21 | \$17.92 | \$20.78 | \$23.04 | \$24.25 |
| Region 4 | | ANNUAL: | \$29,190 | \$17,000 | \$22,320 | \$26,270 | \$38,170 | \$43,620 |
| Employment: | 40 | HOURLY: | \$14.03 | \$8.17 | \$10.73 | \$12.63 | \$18.35 | \$20.97 |
| Region 5 | | ANNUAL: | \$32,170 | \$17,400 | \$27,510 | \$29,690 | \$38,630 | \$47,480 |
| Employment: | 80 | HOURLY: | \$15.47 | \$8.37 | \$13.23 | \$14.27 | \$18.57 | \$22.82 |
| Region 6 | | ANNUAL: | \$25,760 | \$16,180 | \$20,180 | \$27,510 | \$27,510 | \$42,470 |
| Employment: | 20 | HOURLY: | \$12.39 | \$7.78 | \$9.70 | \$13.23 | \$13.23 | \$20.42 |
| Region 7 | | ANNUAL: | \$33,540 | \$17,270 | \$22,460 | \$29,750 | \$44,300 | \$48,140 |
| Employment: | 70 | HOURLY: | \$16.12 | \$8.30 | \$10.80 | \$14.30 | \$21.30 | \$23.14 |
| Region 8 | | ANNUAL: | \$35,830 | \$17,210 | \$27,510 | \$42,470 | \$42,890 | \$42,940 |
| Employment: | 30 | HOURLY: | \$17.22 | \$8.28 | \$13.22 | \$20.42 | \$20.62 | \$20.65 |
| Bismarck, ND MetroSA | | ANNUAL: | \$33,550 | \$17,270 | \$22,460 | \$29,750 | \$44,300 | \$48,140 |
| Employment: | 60 | HOURLY: | \$16.13 | \$8.30 | \$10.80 | \$14.30 | \$21.30 | \$23.15 |
| Fargo, ND-MN MetroSA | | ANNUAL: | \$33,540 | \$17,400 | \$26,810 | \$30,240 | \$41,540 | \$49,300 |
| Employment: | 70 | HOURLY: | \$16.13 | \$8.37 | \$12.89 | \$14.54 | \$19.97 | \$23.70 |
| Grand Forks, ND-MN MetroSA | | ANNUAL: | \$29,650 | \$21,720 | \$22,320 | \$26,740 | \$40,570 | \$43,610 |
| Employment: | 50 | HOURLY: | \$14.26 | \$10.44 | \$10.73 | \$12.85 | \$19.51 | \$20.97 |
| West ND Nonmetro Area | | ANNUAL: | \$35,180 | \$17,210 | \$26,990 | \$39,320 | \$42,510 | \$46,420 |
| Employment: | 80 | HOURLY: | \$16.91 | \$8.27 | \$12.98 | \$18.90 | \$20.44 | \$22.32 |
| East ND Nonmetro Area | | ANNUAL: | \$35,530 | \$17,040 | \$27,510 | \$36,570 | \$47,220 | \$48,650 |
| Employment: | 90 | HOURLY: | \$17.08 | \$8.19 | \$13.23 | \$17.58 | \$22.70 | \$23.39 |

53-4011 Locomotive Engineers

Alternate Job Title(s): Railroad Engineer; Train Engineer

Drive electric, diesel-electric, steam, or gas-turbine-electric locomotives to transport passengers or freight. Interpret train orders, electronic or manual signals, and railroad rules and regulations. Excludes Engineers (17-2011 through 17-2199).

| | | | | | | | | |
|---------------------|-----|--|---------|----------|----------|----------|----------|----------|
| North Dakota | | | ANNUAL: | \$85,230 | \$78,870 | \$79,610 | \$79,610 | \$95,320 |
| Employment: | 320 | | HOURLY: | \$40.98 | \$37.92 | \$38.28 | \$38.28 | \$45.83 |

53-4031 Railroad Conductors and Yardmasters

Alternate Job Title(s): Freight Conductor; Yard Conductor

Coordinate activities of switch-engine crew within railroad yard, industrial plant, or similar location. Conductors coordinate activities of train crew on passenger or freight trains. Yardmasters review train schedules and switching orders and coordinate activities of workers engaged in railroad traffic operations, such as the makeup or breakup of trains and yard switching.

| | | | | | | | | |
|---------------------|-----|--|---------|----------|----------|----------|----------|----------|
| North Dakota | | | ANNUAL: | \$83,290 | \$60,630 | \$72,650 | \$72,650 | \$97,550 |
| Employment: | 230 | | HOURLY: | \$40.04 | \$29.15 | \$34.93 | \$34.93 | \$46.90 |

'N/A' indicates data or information cannot be released due to reliability, availability, or confidentiality restrictions. Since a portion of substate employment is not attributed to a region, substate areas will NOT add up to statewide totals. Rounding and the absence of suppressed data may also affect additivity.

| | | | WAGE ESTIMATES | | | | | |
|--|----------------|--|-------------------|--------------------|--------------------|--------------------------------|--------------------|--------------------|
| | | | Average (Mean) | 10th Percentile | 25th Percentile | 50th Percentile (Median) | 75th Percentile | 90th Percentile |
| 53-6021 Parking Attendants | | | | | | | | |
| Alternate Job Title(s): Parking Ramp Attendant; Valet Parker | | | | | | | | |
| Park vehicles or issue tickets for customers in a parking lot or garage. May park or tend vehicles in environments such as a car dealership or rental car facility. May collect fee. | | | | | | | | |
| North Dakota | ANNUAL: | | \$27,610 | \$24,060 | \$24,060 | \$26,780 | \$30,510 | \$33,210 |
| Employment: 50 | HOURLY: | | \$13.28 | \$11.57 | \$11.57 | \$12.88 | \$14.67 | \$15.97 |
| Region 5 | ANNUAL: | | \$27,090 | \$24,050 | \$24,050 | \$24,050 | \$29,580 | \$32,820 |
| Employment: 40 | HOURLY: | | \$13.03 | \$11.56 | \$11.56 | \$11.56 | \$14.22 | \$15.78 |
| Fargo, ND-MN MetroSA | ANNUAL: | | \$27,520 | \$24,060 | \$24,060 | \$24,060 | \$30,510 | \$33,210 |
| Employment: 40 | HOURLY: | | \$13.23 | \$11.57 | \$11.57 | \$11.57 | \$14.67 | \$15.97 |

53-6031 Automotive and Watercraft Service Attendants**Alternate Job Title(s):** Gas and Oil Servicer; Gas Pump Attendant; Service Station Attendant

Service automobiles, buses, trucks, boats, and other automotive or marine vehicles with fuel, lubricants, and accessories. Collect payment for services and supplies. May lubricate vehicle, change motor oil, refill antifreeze, or replace lights or other accessories, such as windshield wiper blades or fan belts. May repair or replace tires. Excludes Cashiers (41-2011).

| | | | | | | | | |
|------------------------------|--|---------|----------|----------|----------|----------|----------|----------|
| North Dakota | | ANNUAL: | \$33,450 | \$29,010 | \$30,840 | \$33,280 | \$36,040 | \$41,040 |
| Employment: 350 | | HOURLY: | \$16.08 | \$13.95 | \$14.83 | \$16.00 | \$17.33 | \$19.73 |
| Region 1 | | ANNUAL: | \$35,830 | \$29,710 | \$33,240 | \$37,150 | \$38,400 | \$43,790 |
| Employment: 30 | | HOURLY: | \$17.22 | \$14.28 | \$15.98 | \$17.86 | \$18.46 | \$21.05 |
| Region 2 | | ANNUAL: | \$35,210 | \$28,930 | \$29,720 | \$37,550 | \$37,750 | \$45,390 |
| Employment: 40 | | HOURLY: | \$16.93 | \$13.91 | \$14.29 | \$18.05 | \$18.15 | \$21.82 |
| Region 4 | | ANNUAL: | \$30,460 | \$29,010 | \$29,010 | \$29,010 | \$31,740 | \$35,620 |
| Employment: 60 | | HOURLY: | \$14.64 | \$13.95 | \$13.95 | \$13.95 | \$15.26 | \$17.12 |
| Region 5 | | ANNUAL: | \$32,360 | \$23,880 | \$31,320 | \$32,090 | \$34,770 | \$36,040 |
| Employment: 110 | | HOURLY: | \$15.56 | \$11.48 | \$15.06 | \$15.43 | \$16.72 | \$17.33 |
| Region 7 | | ANNUAL: | \$33,150 | \$30,160 | \$31,010 | \$31,990 | \$34,710 | \$37,890 |
| Employment: 80 | | HOURLY: | \$15.94 | \$14.50 | \$14.91 | \$15.38 | \$16.69 | \$18.22 |
| Region 8 | | ANNUAL: | \$39,820 | \$29,720 | \$35,420 | \$41,830 | \$45,390 | \$48,370 |
| Employment: 30 | | HOURLY: | \$19.14 | \$14.29 | \$17.03 | \$20.11 | \$21.82 | \$23.26 |
| Bismarck, ND MetroSA | | ANNUAL: | \$33,020 | \$30,160 | \$31,000 | \$31,730 | \$34,710 | \$37,140 |
| Employment: 80 | | HOURLY: | \$15.87 | \$14.50 | \$14.90 | \$15.25 | \$16.69 | \$17.86 |
| Fargo, ND-MN MetroSA | | ANNUAL: | \$32,240 | \$29,410 | \$31,320 | \$32,090 | \$34,770 | \$35,130 |
| Employment: 110 | | HOURLY: | \$15.50 | \$14.14 | \$15.06 | \$15.43 | \$16.72 | \$16.89 |
| West ND Nonmetro Area | | ANNUAL: | \$36,650 | \$28,930 | \$33,240 | \$37,340 | \$41,040 | \$45,390 |
| Employment: 100 | | HOURLY: | \$17.62 | \$13.91 | \$15.98 | \$17.95 | \$19.73 | \$21.82 |
| East ND Nonmetro Area | | ANNUAL: | \$33,740 | \$22,090 | \$31,740 | \$34,680 | \$37,380 | \$45,150 |
| Employment: 20 | | HOURLY: | \$16.22 | \$10.62 | \$15.26 | \$16.67 | \$17.97 | \$21.71 |

'N/A' indicates data or information cannot be released due to reliability, availability, or confidentiality restrictions. Since a portion of substate employment is not attributed to a region, substate areas will NOT add up to statewide totals. Rounding and the absence of suppressed data may also affect additivity.

| | | | WAGE ESTIMATES | | | | | | |
|--|----|---------|-------------------|--------------------|--------------------|--------------------------------|--------------------|--------------------|-----------|
| | | | Average (Mean) | 10th Percentile | 25th Percentile | 50th Percentile (Median) | 75th Percentile | 90th Percentile | |
| 53-6051 Transportation Inspectors | | | | | | | | | |
| Alternate Job Title(s): Aircraft Inspector; Motor Vehicle Emissions Inspector; Railroad Car Inspector | | | | | | | | | |
| Inspect equipment or goods in connection with the safe transport of cargo or people. Includes rail transportation inspectors, such as freight inspectors, rail inspectors, and other inspectors of transportation vehicles not elsewhere classified. Excludes Transportation Security Screeners (33-9093). | | | | | | | | | |
| North Dakota | | | ANNUAL: | \$98,900 | \$66,210 | \$79,130 | \$99,710 | \$122,660 | \$126,380 |
| Employment: | 50 | HOURLY: | \$47.55 | \$31.83 | \$38.04 | \$47.94 | \$58.97 | \$60.76 | |
| Region 5 | | | ANNUAL: | \$101,080 | \$69,990 | \$79,350 | \$106,950 | \$122,660 | \$126,380 |
| Employment: | 20 | HOURLY: | \$48.60 | \$33.65 | \$38.15 | \$51.42 | \$58.97 | \$60.76 | |
| Region 7 | | | ANNUAL: | \$102,010 | \$85,200 | \$93,130 | \$99,200 | \$119,530 | \$122,680 |
| Employment: | 10 | HOURLY: | \$49.04 | \$40.96 | \$44.77 | \$47.69 | \$57.47 | \$58.98 | |
| Bismarck, ND MetroSA | | | ANNUAL: | \$102,010 | \$85,200 | \$93,130 | \$99,200 | \$119,530 | \$122,680 |
| Employment: | 10 | HOURLY: | \$49.04 | \$40.96 | \$44.78 | \$47.69 | \$57.47 | \$58.98 | |
| Fargo, ND-MN MetroSA | | | ANNUAL: | \$102,060 | \$69,990 | \$79,350 | \$108,520 | \$122,660 | \$126,380 |
| Employment: | 10 | HOURLY: | \$49.07 | \$33.65 | \$38.15 | \$52.18 | \$58.97 | \$60.76 | |
| West ND Nonmetro Area | | | ANNUAL: | \$85,130 | \$57,080 | \$60,090 | \$78,780 | \$99,710 | \$132,030 |
| Employment: | 10 | HOURLY: | \$40.93 | \$27.44 | \$28.89 | \$37.87 | \$47.94 | \$63.48 | |

53-6099 Transportation Workers, All Other**Alternate Job Title(s):** Rickshaw Driver

All transportation workers not listed separately.

| | | | | | | | | |
|-----------------------------|----|---------|----------|----------|----------|----------|----------|----------|
| North Dakota | | ANNUAL: | \$39,010 | \$33,850 | \$38,910 | \$39,520 | \$39,550 | \$41,600 |
| Employment: | 70 | HOURLY: | \$18.76 | \$16.27 | \$18.71 | \$19.00 | \$19.01 | \$20.00 |
| Region 2 | | ANNUAL: | \$39,850 | \$37,600 | \$39,520 | \$39,520 | \$41,600 | \$41,600 |
| Employment: | 20 | HOURLY: | \$19.16 | \$18.08 | \$19.00 | \$19.00 | \$20.00 | \$20.00 |
| Region 5 | | ANNUAL: | \$38,140 | \$33,850 | \$33,850 | \$38,910 | \$39,500 | \$39,520 |
| Employment: | 30 | HOURLY: | \$18.34 | \$16.27 | \$16.27 | \$18.71 | \$18.99 | \$19.00 |
| Region 7 | | ANNUAL: | \$39,450 | \$31,800 | \$31,800 | \$39,550 | \$39,600 | \$52,430 |
| Employment: | 20 | HOURLY: | \$18.97 | \$15.29 | \$15.29 | \$19.01 | \$19.04 | \$25.21 |
| Bismarck, ND MetroSA | | ANNUAL: | \$39,450 | \$31,800 | \$31,800 | \$39,550 | \$39,590 | \$52,430 |
| Employment: | 20 | HOURLY: | \$18.97 | \$15.29 | \$15.29 | \$19.01 | \$19.04 | \$25.21 |

53-7011 Conveyor Operators and Tenders**Alternate Job Title(s):** Conveyor Belt Operator; Grain Elevator Operator

Control or tend conveyors or conveyor systems that move materials or products to and from stockpiles, processing stations, departments, or vehicles. May control speed and routing of materials or products.

| | | | | | | | | |
|-----------------------------|----|---------|----------|----------|----------|----------|----------|----------|
| North Dakota | | ANNUAL: | \$39,670 | \$32,050 | \$32,980 | \$32,980 | \$45,520 | \$50,100 |
| Employment: | 90 | HOURLY: | \$19.07 | \$15.41 | \$15.86 | \$15.86 | \$21.88 | \$24.09 |
| Region 5 | | ANNUAL: | \$36,530 | \$32,050 | \$32,990 | \$32,990 | \$32,990 | \$46,590 |
| Employment: | 50 | HOURLY: | \$17.56 | \$15.41 | \$15.86 | \$15.86 | \$15.86 | \$22.40 |
| Fargo, ND-MN MetroSA | | ANNUAL: | \$34,830 | \$32,050 | \$32,980 | \$32,980 | \$32,980 | \$44,910 |
| Employment: | 50 | HOURLY: | \$16.74 | \$15.41 | \$15.86 | \$15.86 | \$15.86 | \$21.59 |

'N/A' indicates data or information cannot be released due to reliability, availability, or confidentiality restrictions. Since a portion of substate employment is not attributed to a region, substate areas will NOT add up to statewide totals. Rounding and the absence of suppressed data may also affect additivity.

| | | | WAGE ESTIMATES | | | | | |
|--|-----|---------|-------------------|--------------------|--------------------|--------------------------------|--------------------|--------------------|
| | | | Average (Mean) | 10th Percentile | 25th Percentile | 50th Percentile (Median) | 75th Percentile | 90th Percentile |
| 53-7021 Crane and Tower Operators | | | | | | | | |
| Alternate Job Title(s): Boom Crane Operator; Cherry Picker Operator; Coal Tower Operator | | | | | | | | |
| Operate mechanical boom and cable or tower and cable equipment to lift and move materials, machines, or products in many directions. | | | | | | | | |
| North Dakota | | ANNUAL: | \$78,890 | \$61,250 | \$65,770 | \$75,550 | \$79,880 | \$112,150 |
| Employment: | 320 | HOURLY: | \$37.93 | \$29.45 | \$31.62 | \$36.32 | \$38.40 | \$53.92 |
| Region 1 | | ANNUAL: | \$80,080 | \$62,490 | \$67,940 | \$78,390 | \$79,880 | \$127,480 |
| Employment: | 70 | HOURLY: | \$38.50 | \$30.04 | \$32.66 | \$37.69 | \$38.40 | \$61.29 |
| Region 4 | | ANNUAL: | \$69,380 | \$41,740 | \$44,470 | \$64,160 | \$68,790 | \$135,760 |
| Employment: | 30 | HOURLY: | \$33.36 | \$20.07 | \$21.38 | \$30.84 | \$33.07 | \$65.27 |
| Region 5 | | ANNUAL: | \$83,610 | \$60,490 | \$66,260 | \$69,220 | \$84,810 | \$112,240 |
| Employment: | 50 | HOURLY: | \$40.20 | \$29.08 | \$31.85 | \$33.28 | \$40.77 | \$53.96 |
| Region 7 | | ANNUAL: | \$76,800 | \$61,470 | \$65,910 | \$69,760 | \$78,940 | \$82,260 |
| Employment: | 60 | HOURLY: | \$36.92 | \$29.55 | \$31.69 | \$33.54 | \$37.95 | \$39.55 |
| Region 8 | | ANNUAL: | \$77,640 | \$62,490 | \$62,680 | \$78,390 | \$82,930 | \$88,330 |
| Employment: | 60 | HOURLY: | \$37.33 | \$30.04 | \$30.13 | \$37.69 | \$39.87 | \$42.46 |
| Bismarck, ND MetroSA | | ANNUAL: | \$78,260 | \$61,470 | \$64,380 | \$69,760 | \$77,710 | \$91,010 |
| Employment: | 40 | HOURLY: | \$37.63 | \$29.55 | \$30.95 | \$33.54 | \$37.36 | \$43.76 |
| Fargo, ND-MN MetroSA | | ANNUAL: | \$80,560 | \$52,710 | \$62,740 | \$66,280 | \$84,810 | \$110,170 |
| Employment: | 50 | HOURLY: | \$38.73 | \$25.34 | \$30.17 | \$31.87 | \$40.77 | \$52.97 |
| Grand Forks, ND-MN MetroSA | | ANNUAL: | \$68,770 | \$41,740 | \$44,470 | \$64,160 | \$68,790 | \$135,760 |
| Employment: | 30 | HOURLY: | \$33.06 | \$20.07 | \$21.38 | \$30.85 | \$33.07 | \$65.27 |
| West ND Nonmetro Area | | ANNUAL: | \$79,130 | \$62,490 | \$66,950 | \$78,400 | \$78,940 | \$110,250 |
| Employment: | 190 | HOURLY: | \$38.04 | \$30.04 | \$32.19 | \$37.69 | \$37.95 | \$53.01 |
| East ND Nonmetro Area | | ANNUAL: | \$83,590 | \$61,580 | \$67,400 | \$78,930 | \$82,930 | \$132,960 |
| Employment: | 20 | HOURLY: | \$40.19 | \$29.61 | \$32.40 | \$37.95 | \$39.87 | \$63.92 |

'N/A' indicates data or information cannot be released due to reliability, availability, or confidentiality restrictions. Since a portion of substate employment is not attributed to a region, substate areas will NOT add up to statewide totals. Rounding and the absence of suppressed data may also affect additivity.

| | | WAGE ESTIMATES | | | | | |
|--|--|-------------------|--------------------|--------------------|--------------------------------|--------------------|--------------------|
| | | Average (Mean) | 10th Percentile | 25th Percentile | 50th Percentile (Median) | 75th Percentile | 90th Percentile |
| 53-7051 Industrial Truck and Tractor Operators | | | | | | | |
| Alternate Job Title(s): Forklift Operator; Stacker Operator | | | | | | | |
| Operate industrial trucks or tractors equipped to move materials around a warehouse, storage yard, factory, construction site, or similar location. Excludes Logging Equipment Operators (45-4022). | | | | | | | |
| North Dakota | | ANNUAL: | \$46,590 | \$36,130 | \$38,630 | \$42,370 | \$50,760 |
| Employment: 1,040 | | HOURLY: | \$22.40 | \$17.37 | \$18.57 | \$20.37 | \$24.41 |
| Region 1 | | ANNUAL: | \$53,220 | \$36,780 | \$45,350 | \$50,960 | \$51,620 |
| Employment: 20 | | HOURLY: | \$25.59 | \$17.68 | \$21.80 | \$24.50 | \$24.82 |
| Region 2 | | ANNUAL: | \$49,210 | \$36,780 | \$38,340 | \$43,680 | \$48,510 |
| Employment: 40 | | HOURLY: | \$23.66 | \$17.68 | \$18.43 | \$21.00 | \$23.32 |
| Region 4 | | ANNUAL: | \$44,090 | \$35,780 | \$41,740 | \$42,090 | \$46,700 |
| Employment: 140 | | HOURLY: | \$21.20 | \$17.20 | \$20.07 | \$20.24 | \$22.45 |
| Region 5 | | ANNUAL: | \$47,200 | \$36,130 | \$38,400 | \$42,370 | \$54,060 |
| Employment: 610 | | HOURLY: | \$22.69 | \$17.37 | \$18.46 | \$20.37 | \$25.99 |
| Region 6 | | ANNUAL: | \$44,450 | \$37,630 | \$39,710 | \$40,440 | \$45,250 |
| Employment: 80 | | HOURLY: | \$21.37 | \$18.09 | \$19.09 | \$19.44 | \$21.75 |
| Region 7 | | ANNUAL: | \$46,180 | \$36,190 | \$37,430 | \$42,520 | \$50,750 |
| Employment: 120 | | HOURLY: | \$22.20 | \$17.40 | \$18.00 | \$20.44 | \$24.40 |
| Region 8 | | ANNUAL: | \$44,680 | \$37,240 | \$37,740 | \$40,810 | \$50,960 |
| Employment: 20 | | HOURLY: | \$21.48 | \$17.90 | \$18.15 | \$19.62 | \$24.50 |
| Bismarck, ND MetroSA | | ANNUAL: | \$45,140 | \$36,110 | \$37,010 | \$41,690 | \$50,170 |
| Employment: 120 | | HOURLY: | \$21.70 | \$17.36 | \$17.80 | \$20.05 | \$24.12 |
| Fargo, ND-MN MetroSA | | ANNUAL: | \$41,310 | \$35,360 | \$37,850 | \$38,970 | \$42,820 |
| Employment: 400 | | HOURLY: | \$19.86 | \$17.00 | \$18.20 | \$18.74 | \$20.59 |
| Grand Forks, ND-MN MetroSA | | ANNUAL: | \$43,820 | \$35,430 | \$41,740 | \$41,740 | \$46,700 |
| Employment: 130 | | HOURLY: | \$21.07 | \$17.03 | \$20.07 | \$20.07 | \$22.45 |
| West ND Nonmetro Area | | ANNUAL: | \$50,200 | \$36,770 | \$38,340 | \$45,350 | \$50,970 |
| Employment: 90 | | HOURLY: | \$24.13 | \$17.68 | \$18.43 | \$21.81 | \$24.51 |
| East ND Nonmetro Area | | ANNUAL: | \$53,150 | \$39,340 | \$40,810 | \$50,760 | \$66,240 |
| Employment: 350 | | HOURLY: | \$25.55 | \$18.91 | \$19.62 | \$24.41 | \$31.85 |

'N/A' indicates data or information cannot be released due to reliability, availability, or confidentiality restrictions. Since a portion of substate employment is not attributed to a region, substate areas will NOT add up to statewide totals. Rounding and the absence of suppressed data may also affect additivity.

| | | | WAGE ESTIMATES | | | | | |
|---|-------|----------------|-------------------|--------------------|--------------------|--------------------------------|--------------------|--------------------|
| | | | Average (Mean) | 10th Percentile | 25th Percentile | 50th Percentile (Median) | 75th Percentile | 90th Percentile |
| 53-7061 Cleaners of Vehicles and Equipment | | | | | | | | |
| Alternate Job Title(s): Aircraft Cleaner; Auto Detailer; Car Wash Attendant | | | | | | | | |
| Wash or otherwise clean vehicles, machinery, and other equipment. Use such materials as water, cleaning agents, brushes, cloths, and hoses. Excludes Janitors and Cleaners, Except Maids and Housekeeping Cleaners (37-2011). | | | | | | | | |
| North Dakota | | ANNUAL: | \$34,090 | \$24,550 | \$29,480 | \$33,540 | \$38,140 | \$43,470 |
| Employment: | 1,550 | HOURLY: | \$16.39 | \$11.80 | \$14.17 | \$16.13 | \$18.34 | \$20.90 |
| Region 1 | | ANNUAL: | \$34,180 | \$26,820 | \$27,390 | \$33,540 | \$38,220 | \$44,010 |
| Employment: | 100 | HOURLY: | \$16.43 | \$12.89 | \$13.17 | \$16.13 | \$18.38 | \$21.16 |
| Region 2 | | ANNUAL: | \$33,530 | \$21,570 | \$27,900 | \$34,940 | \$37,450 | \$43,120 |
| Employment: | 230 | HOURLY: | \$16.12 | \$10.37 | \$13.41 | \$16.80 | \$18.00 | \$20.73 |
| Region 3 | | ANNUAL: | \$33,620 | \$24,550 | \$28,260 | \$30,090 | \$37,520 | \$46,850 |
| Employment: | 100 | HOURLY: | \$16.16 | \$11.80 | \$13.58 | \$14.47 | \$18.04 | \$22.52 |
| Region 4 | | ANNUAL: | \$34,940 | \$27,040 | \$29,610 | \$36,360 | \$39,150 | \$43,050 |
| Employment: | 180 | HOURLY: | \$16.80 | \$13.00 | \$14.24 | \$17.48 | \$18.82 | \$20.70 |
| Region 5 | | ANNUAL: | \$33,650 | \$23,980 | \$29,830 | \$31,740 | \$37,130 | \$43,550 |
| Employment: | 490 | HOURLY: | \$16.18 | \$11.53 | \$14.34 | \$15.26 | \$17.85 | \$20.94 |
| Region 6 | | ANNUAL: | \$34,910 | \$27,040 | \$29,610 | \$33,540 | \$37,940 | \$44,010 |
| Employment: | 120 | HOURLY: | \$16.79 | \$13.00 | \$14.24 | \$16.13 | \$18.24 | \$21.16 |
| Region 7 | | ANNUAL: | \$34,050 | \$26,970 | \$29,220 | \$31,640 | \$37,790 | \$43,000 |
| Employment: | 250 | HOURLY: | \$16.37 | \$12.96 | \$14.05 | \$15.21 | \$18.17 | \$20.67 |
| Region 8 | | ANNUAL: | \$35,840 | \$27,390 | \$29,800 | \$36,990 | \$42,400 | \$44,470 |
| Employment: | 80 | HOURLY: | \$17.23 | \$13.17 | \$14.33 | \$17.78 | \$20.39 | \$21.38 |
| Bismarck, ND MetroSA | | ANNUAL: | \$33,380 | \$26,970 | \$29,220 | \$30,950 | \$37,480 | \$42,800 |
| Employment: | 220 | HOURLY: | \$16.05 | \$12.97 | \$14.05 | \$14.88 | \$18.02 | \$20.58 |
| Fargo, ND-MN MetroSA | | ANNUAL: | \$33,480 | \$23,980 | \$29,930 | \$31,730 | \$37,010 | \$43,360 |
| Employment: | 470 | HOURLY: | \$16.10 | \$11.53 | \$14.39 | \$15.26 | \$17.79 | \$20.85 |
| Grand Forks, ND-MN MetroSA | | ANNUAL: | \$34,900 | \$26,590 | \$29,150 | \$36,400 | \$39,150 | \$42,240 |
| Employment: | 160 | HOURLY: | \$16.78 | \$12.78 | \$14.01 | \$17.50 | \$18.82 | \$20.31 |
| West ND Nonmetro Area | | ANNUAL: | \$34,490 | \$24,130 | \$28,980 | \$35,990 | \$42,400 | \$43,680 |
| Employment: | 430 | HOURLY: | \$16.58 | \$11.60 | \$13.93 | \$17.30 | \$20.39 | \$21.00 |
| East ND Nonmetro Area | | ANNUAL: | \$34,700 | \$27,040 | \$29,620 | \$33,540 | \$41,290 | \$46,020 |
| Employment: | 300 | HOURLY: | \$16.68 | \$13.00 | \$14.24 | \$16.13 | \$19.85 | \$22.13 |

'N/A' indicates data or information cannot be released due to reliability, availability, or confidentiality restrictions. Since a portion of substate employment is not attributed to a region, substate areas will NOT add up to statewide totals. Rounding and the absence of suppressed data may also affect additivity.

| | | WAGE ESTIMATES | | | | | |
|--|----------------|-------------------|--------------------|--------------------|--------------------------------|--------------------|--------------------|
| | | Average (Mean) | 10th Percentile | 25th Percentile | 50th Percentile (Median) | 75th Percentile | 90th Percentile |
| 53-7062 Laborers and Freight, Stock, and Material Movers, Hand | | | | | | | |
| Alternate Job Title(s): Cargo Handler; Wharf Laborer | | | | | | | |
| Manually move freight, stock, luggage, or other materials, or perform other general labor. Includes all manual laborers not elsewhere classified. Excludes Construction Laborers (47-2061) and Helpers, Construction Trades (47-3011 through 47-3019). Excludes Material Moving Workers (53-7011 through 53-7199) who use power equipment. | | | | | | | |
| North Dakota | ANNUAL: | \$39,420 | \$27,180 | \$31,670 | \$38,320 | \$45,540 | \$50,220 |
| Employment: 8,550 | HOURLY: | \$18.95 | \$13.07 | \$15.23 | \$18.43 | \$21.90 | \$24.14 |
| Region 1 | ANNUAL: | \$43,710 | \$29,370 | \$35,630 | \$43,430 | \$48,340 | \$62,950 |
| Employment: 700 | HOURLY: | \$21.02 | \$14.12 | \$17.13 | \$20.88 | \$23.24 | \$30.27 |
| Region 2 | ANNUAL: | \$40,650 | \$29,060 | \$31,940 | \$38,600 | \$47,500 | \$56,520 |
| Employment: 700 | HOURLY: | \$19.54 | \$13.97 | \$15.36 | \$18.56 | \$22.83 | \$27.18 |
| Region 3 | ANNUAL: | \$37,780 | \$24,900 | \$30,650 | \$38,500 | \$40,350 | \$47,420 |
| Employment: 320 | HOURLY: | \$18.16 | \$11.97 | \$14.73 | \$18.51 | \$19.40 | \$22.80 |
| Region 4 | ANNUAL: | \$38,570 | \$26,900 | \$32,730 | \$37,890 | \$44,170 | \$48,880 |
| Employment: 960 | HOURLY: | \$18.55 | \$12.93 | \$15.74 | \$18.22 | \$21.23 | \$23.50 |
| Region 5 | ANNUAL: | \$38,680 | \$24,270 | \$30,090 | \$38,320 | \$44,990 | \$48,150 |
| Employment: 3,700 | HOURLY: | \$18.60 | \$11.67 | \$14.46 | \$18.42 | \$21.63 | \$23.15 |
| Region 6 | ANNUAL: | \$39,710 | \$29,440 | \$35,910 | \$38,910 | \$45,080 | \$48,790 |
| Employment: 480 | HOURLY: | \$19.09 | \$14.15 | \$17.26 | \$18.71 | \$21.67 | \$23.45 |
| Region 7 | ANNUAL: | \$38,090 | \$28,000 | \$30,790 | \$36,460 | \$42,580 | \$49,070 |
| Employment: 1,150 | HOURLY: | \$18.31 | \$13.46 | \$14.80 | \$17.53 | \$20.47 | \$23.59 |
| Region 8 | ANNUAL: | \$42,970 | \$30,180 | \$35,610 | \$41,900 | \$48,260 | \$58,030 |
| Employment: 460 | HOURLY: | \$20.66 | \$14.51 | \$17.12 | \$20.14 | \$23.20 | \$27.90 |
| Bismarck, ND MetroSA | ANNUAL: | \$37,340 | \$28,180 | \$30,410 | \$36,310 | \$41,690 | \$48,610 |
| Employment: 1,000 | HOURLY: | \$17.95 | \$13.55 | \$14.62 | \$17.46 | \$20.04 | \$23.37 |
| Fargo, ND-MN MetroSA | ANNUAL: | \$38,440 | \$24,270 | \$30,090 | \$37,880 | \$44,840 | \$48,150 |
| Employment: 3,580 | HOURLY: | \$18.48 | \$11.67 | \$14.47 | \$18.21 | \$21.56 | \$23.15 |
| Grand Forks, ND-MN MetroSA | ANNUAL: | \$38,500 | \$27,180 | \$32,730 | \$37,880 | \$43,370 | \$48,350 |
| Employment: 900 | HOURLY: | \$18.51 | \$13.07 | \$15.74 | \$18.21 | \$20.85 | \$23.25 |
| West ND Nonmetro Area | ANNUAL: | \$42,430 | \$29,200 | \$34,430 | \$40,120 | \$47,850 | \$59,370 |
| Employment: 2,010 | HOURLY: | \$20.40 | \$14.04 | \$16.55 | \$19.29 | \$23.00 | \$28.54 |
| East ND Nonmetro Area | ANNUAL: | \$40,250 | \$29,410 | \$36,020 | \$39,540 | \$45,160 | \$48,880 |
| Employment: 1,510 | HOURLY: | \$19.35 | \$14.14 | \$17.32 | \$19.01 | \$21.71 | \$23.50 |

'N/A' indicates data or information cannot be released due to reliability, availability, or confidentiality restrictions. Since a portion of substate employment is not attributed to a region, substate areas will NOT add up to statewide totals. Rounding and the absence of suppressed data may also affect additivity.

| | | | WAGE ESTIMATES | | | | | |
|--|-----|---------|-------------------|--------------------|--------------------|--------------------------------|--------------------|--------------------|
| | | | Average (Mean) | 10th Percentile | 25th Percentile | 50th Percentile (Median) | 75th Percentile | 90th Percentile |
| 53-7064 Packers and Packagers, Hand | | | | | | | | |
| Alternate Job Title(s): Egg Packer; Gift Wrapper; Grocery Store Bagger | | | | | | | | |
| Pack or package by hand a wide variety of products and materials. | | | | | | | | |
| North Dakota | | ANNUAL: | \$31,610 | \$23,890 | \$26,030 | \$32,200 | \$34,970 | \$38,720 |
| Employment: | 400 | HOURLY: | \$15.20 | \$11.49 | \$12.52 | \$15.48 | \$16.81 | \$18.62 |
| Region 2 | | ANNUAL: | \$31,780 | \$23,970 | \$27,620 | \$33,840 | \$35,730 | \$35,730 |
| Employment: | 30 | HOURLY: | \$15.28 | \$11.52 | \$13.28 | \$16.27 | \$17.18 | \$17.18 |
| Region 4 | | ANNUAL: | \$30,090 | \$23,600 | \$24,450 | \$29,320 | \$33,520 | \$34,720 |
| Employment: | 50 | HOURLY: | \$14.46 | \$11.35 | \$11.75 | \$14.10 | \$16.12 | \$16.69 |
| Region 5 | | ANNUAL: | \$31,570 | \$24,500 | \$26,030 | \$30,720 | \$35,050 | \$38,720 |
| Employment: | 210 | HOURLY: | \$15.18 | \$11.78 | \$12.52 | \$14.77 | \$16.85 | \$18.61 |
| Region 7 | | ANNUAL: | \$30,990 | \$23,010 | \$25,020 | \$32,710 | \$34,220 | \$37,310 |
| Employment: | 50 | HOURLY: | \$14.90 | \$11.06 | \$12.03 | \$15.73 | \$16.45 | \$17.94 |
| Bismarck, ND MetroSA | | ANNUAL: | \$31,790 | \$24,130 | \$25,020 | \$32,710 | \$35,050 | \$38,720 |
| Employment: | 40 | HOURLY: | \$15.28 | \$11.60 | \$12.03 | \$15.73 | \$16.85 | \$18.62 |
| Fargo, ND-MN MetroSA | | ANNUAL: | \$31,150 | \$24,210 | \$26,030 | \$30,720 | \$34,970 | \$37,280 |
| Employment: | 230 | HOURLY: | \$14.98 | \$11.64 | \$12.52 | \$14.77 | \$16.81 | \$17.93 |
| Grand Forks, ND-MN MetroSA | | ANNUAL: | \$31,330 | \$23,600 | \$25,710 | \$29,850 | \$35,150 | \$40,680 |
| Employment: | 90 | HOURLY: | \$15.06 | \$11.35 | \$12.36 | \$14.35 | \$16.90 | \$19.56 |
| West ND Nonmetro Area | | ANNUAL: | \$30,710 | \$19,120 | \$26,470 | \$33,630 | \$35,730 | \$35,730 |
| Employment: | 60 | HOURLY: | \$14.76 | \$9.19 | \$12.73 | \$16.17 | \$17.18 | \$17.18 |
| East ND Nonmetro Area | | ANNUAL: | \$33,740 | \$19,110 | \$29,730 | \$33,800 | \$39,680 | \$43,700 |
| Employment: | 70 | HOURLY: | \$16.22 | \$9.19 | \$14.29 | \$16.25 | \$19.08 | \$21.01 |

'N/A' indicates data or information cannot be released due to reliability, availability, or confidentiality restrictions. Since a portion of substate employment is not attributed to a region, substate areas will NOT add up to statewide totals. Rounding and the absence of suppressed data may also affect additivity.

| | | WAGE ESTIMATES | | | | | |
|--|----------------|-------------------|--------------------|--------------------|--------------------------------|--------------------|--------------------|
| | | Average (Mean) | 10th Percentile | 25th Percentile | 50th Percentile (Median) | 75th Percentile | 90th Percentile |
| 53-7065 Stockers and Order Fillers | | | | | | | |
| Alternate Job Title(s): Night Stocker; Store Stocker; Warehouse Stocker | | | | | | | |
| Receive, store, and issue merchandise, materials, equipment, and other items from stockroom, warehouse, or storage yard to fill shelves, racks, tables, or customers' orders. May operate power equipment to fill orders. May mark prices on merchandise and set up sales displays. Excludes Shipping, Receiving, and Inventory Clerks (43-5071), Laborers and Freight, Stock, and Material Movers, Hand (53-7062), and Packers and Packagers, Hand (53-7064). | | | | | | | |
| North Dakota | ANNUAL: | \$35,590 | \$27,070 | \$30,650 | \$36,870 | \$39,550 | \$43,420 |
| Employment: 5,010 | HOURLY: | \$17.11 | \$13.01 | \$14.74 | \$17.72 | \$19.01 | \$20.88 |
| Region 1 | ANNUAL: | \$36,680 | \$29,570 | \$30,430 | \$37,550 | \$41,160 | \$43,690 |
| Employment: 420 | HOURLY: | \$17.64 | \$14.22 | \$14.63 | \$18.05 | \$19.79 | \$21.00 |
| Region 2 | ANNUAL: | \$34,610 | \$25,220 | \$30,230 | \$34,420 | \$39,000 | \$43,220 |
| Employment: 670 | HOURLY: | \$16.64 | \$12.12 | \$14.53 | \$16.55 | \$18.75 | \$20.78 |
| Region 3 | ANNUAL: | \$32,410 | \$22,480 | \$26,450 | \$31,040 | \$35,700 | \$46,230 |
| Employment: 150 | HOURLY: | \$15.58 | \$10.81 | \$12.72 | \$14.92 | \$17.16 | \$22.23 |
| Region 4 | ANNUAL: | \$34,790 | \$28,170 | \$30,650 | \$33,300 | \$38,060 | \$43,120 |
| Employment: 690 | HOURLY: | \$16.72 | \$13.54 | \$14.74 | \$16.01 | \$18.30 | \$20.73 |
| Region 5 | ANNUAL: | \$35,480 | \$27,640 | \$30,550 | \$34,080 | \$38,860 | \$44,230 |
| Employment: 1,420 | HOURLY: | \$17.06 | \$13.29 | \$14.69 | \$16.38 | \$18.68 | \$21.26 |
| Region 6 | ANNUAL: | \$35,060 | \$22,750 | \$29,830 | \$37,820 | \$39,620 | \$44,090 |
| Employment: 270 | HOURLY: | \$16.86 | \$10.94 | \$14.34 | \$18.18 | \$19.05 | \$21.20 |
| Region 7 | ANNUAL: | \$36,850 | \$29,230 | \$31,380 | \$37,380 | \$42,430 | \$43,200 |
| Employment: 1,090 | HOURLY: | \$17.71 | \$14.05 | \$15.09 | \$17.97 | \$20.40 | \$20.77 |
| Region 8 | ANNUAL: | \$35,890 | \$26,790 | \$30,990 | \$32,530 | \$39,970 | \$47,010 |
| Employment: 300 | HOURLY: | \$17.25 | \$12.88 | \$14.90 | \$15.64 | \$19.22 | \$22.60 |
| Bismarck, ND MetroSA | ANNUAL: | \$37,400 | \$30,320 | \$33,990 | \$37,380 | \$42,430 | \$43,200 |
| Employment: 1,010 | HOURLY: | \$17.98 | \$14.58 | \$16.34 | \$17.97 | \$20.40 | \$20.77 |
| Fargo, ND-MN MetroSA | ANNUAL: | \$35,240 | \$27,020 | \$30,550 | \$34,130 | \$38,130 | \$43,230 |
| Employment: 1,640 | HOURLY: | \$16.94 | \$12.99 | \$14.69 | \$16.41 | \$18.33 | \$20.78 |
| Grand Forks, ND-MN MetroSA | ANNUAL: | \$34,610 | \$28,480 | \$30,650 | \$33,300 | \$37,930 | \$43,120 |
| Employment: 730 | HOURLY: | \$16.64 | \$13.69 | \$14.74 | \$16.01 | \$18.24 | \$20.73 |
| West ND Nonmetro Area | ANNUAL: | \$35,200 | \$23,920 | \$30,430 | \$35,340 | \$39,970 | \$43,690 |
| Employment: 1,460 | HOURLY: | \$16.92 | \$11.50 | \$14.63 | \$16.99 | \$19.22 | \$21.01 |
| East ND Nonmetro Area | ANNUAL: | \$34,390 | \$22,800 | \$28,680 | \$35,330 | \$37,820 | \$46,230 |
| Employment: 630 | HOURLY: | \$16.54 | \$10.96 | \$13.79 | \$16.99 | \$18.18 | \$22.23 |

'N/A' indicates data or information cannot be released due to reliability, availability, or confidentiality restrictions. Since a portion of substate employment is not attributed to a region, substate areas will NOT add up to statewide totals. Rounding and the absence of suppressed data may also affect additivity.

| | WAGE ESTIMATES | | | | | |
|--|-------------------|--------------------|--------------------|--------------------------------|--------------------|--------------------|
| | Average (Mean) | 10th Percentile | 25th Percentile | 50th Percentile (Median) | 75th Percentile | 90th Percentile |

53-7071 Gas Compressor and Gas Pumping Station Operators

Alternate Job Title(s): Butane Compressor Operator; Gas Cylinder Processor; Liquid Natural Gas Plant Operator

Operate steam-, gas-, electric motor-, or internal combustion-engine driven compressors. Transmit, compress, or recover gases, such as butane, nitrogen, hydrogen, and natural gas.

| | | | | | | | |
|------------------------------|----------------|----------|----------|----------|----------|----------|-----------|
| North Dakota | ANNUAL: | \$84,660 | \$68,490 | \$68,980 | \$88,910 | \$93,390 | \$102,510 |
| Employment: 80 | HOURLY: | \$40.70 | \$32.93 | \$33.16 | \$42.75 | \$44.90 | \$49.28 |
| Region 1 | ANNUAL: | \$84,640 | \$68,500 | \$68,980 | \$89,100 | \$93,400 | \$102,510 |
| Employment: 70 | HOURLY: | \$40.69 | \$32.93 | \$33.16 | \$42.84 | \$44.90 | \$49.28 |
| West ND Nonmetro Area | ANNUAL: | \$84,660 | \$68,490 | \$68,980 | \$88,910 | \$93,390 | \$102,510 |
| Employment: 80 | HOURLY: | \$40.70 | \$32.93 | \$33.16 | \$42.75 | \$44.90 | \$49.28 |

53-7072 Pump Operators, Except Wellhead Pumpers

Alternate Job Title(s): Brewery Pumper; Fluid Pump Operator

Tend, control, or operate power-driven, stationary, or portable pumps and manifold systems to transfer gases, oil, other liquids, slurries, or powdered materials to and from various vessels and processes.

| | | | | | | | |
|------------------------------|----------------|----------|----------|----------|-----------|-----------|-----------|
| North Dakota | ANNUAL: | \$75,050 | \$56,770 | \$60,320 | \$75,860 | \$83,240 | \$109,580 |
| Employment: 280 | HOURLY: | \$36.08 | \$27.30 | \$29.00 | \$36.47 | \$40.02 | \$52.68 |
| Region 1 | ANNUAL: | \$71,270 | \$60,320 | \$60,320 | \$75,870 | \$75,870 | \$85,750 |
| Employment: 140 | HOURLY: | \$34.26 | \$29.00 | \$29.00 | \$36.47 | \$36.47 | \$41.22 |
| Region 2 | ANNUAL: | \$72,010 | \$60,320 | \$60,320 | \$74,350 | \$84,740 | \$84,740 |
| Employment: 30 | HOURLY: | \$34.62 | \$29.00 | \$29.00 | \$35.74 | \$40.74 | \$40.74 |
| Region 5 | ANNUAL: | \$66,370 | \$50,970 | \$56,270 | \$59,460 | \$74,530 | \$77,940 |
| Employment: 30 | HOURLY: | \$31.91 | \$24.50 | \$27.05 | \$28.58 | \$35.83 | \$37.47 |
| Region 7 | ANNUAL: | \$97,200 | \$59,590 | \$83,240 | \$109,580 | \$109,580 | \$109,580 |
| Employment: 40 | HOURLY: | \$46.73 | \$28.65 | \$40.02 | \$52.68 | \$52.68 | \$52.68 |
| West ND Nonmetro Area | ANNUAL: | \$76,180 | \$60,320 | \$60,320 | \$75,870 | \$84,740 | \$109,580 |
| Employment: 230 | HOURLY: | \$36.63 | \$29.00 | \$29.00 | \$36.47 | \$40.74 | \$52.68 |
| East ND Nonmetro Area | ANNUAL: | \$65,360 | \$50,960 | \$54,790 | \$56,270 | \$74,350 | \$104,420 |
| Employment: 20 | HOURLY: | \$31.42 | \$24.50 | \$26.34 | \$27.06 | \$35.74 | \$50.20 |

53-7073 Wellhead Pumpers

Alternate Job Title(s): Oil Well Pumper

Operate power pumps and auxiliary equipment to produce flow of oil or gas from wells in oil field.

| | | | | | | | |
|------------------------------|----------------|----------|----------|----------|----------|----------|----------|
| North Dakota | ANNUAL: | \$64,350 | \$38,500 | \$49,840 | \$61,220 | \$79,780 | \$90,350 |
| Employment: 1,220 | HOURLY: | \$30.94 | \$18.51 | \$23.96 | \$29.43 | \$38.35 | \$43.44 |
| Region 1 | ANNUAL: | \$64,760 | \$38,500 | \$50,460 | \$61,110 | \$79,930 | \$90,350 |
| Employment: 640 | HOURLY: | \$31.14 | \$18.51 | \$24.26 | \$29.38 | \$38.43 | \$43.44 |
| Region 2 | ANNUAL: | \$64,920 | \$38,500 | \$49,840 | \$61,710 | \$80,370 | \$90,350 |
| Employment: 250 | HOURLY: | \$31.21 | \$18.51 | \$23.96 | \$29.67 | \$38.64 | \$43.44 |
| Region 8 | ANNUAL: | \$62,310 | \$38,500 | \$48,070 | \$60,880 | \$78,480 | \$90,350 |
| Employment: 230 | HOURLY: | \$29.96 | \$18.51 | \$23.11 | \$29.27 | \$37.73 | \$43.44 |
| West ND Nonmetro Area | ANNUAL: | \$64,290 | \$38,500 | \$49,840 | \$61,150 | \$79,780 | \$90,350 |
| Employment: 1,130 | HOURLY: | \$30.91 | \$18.51 | \$23.96 | \$29.40 | \$38.35 | \$43.44 |

'N/A' indicates data or information cannot be released due to reliability, availability, or confidentiality restrictions. Since a portion of substate employment is not attributed to a region, substate areas will NOT add up to statewide totals. Rounding and the absence of suppressed data may also affect additivity.

| | | | WAGE ESTIMATES | | | | | |
|--|-----|---------|-------------------|--------------------|--------------------|--------------------------------|--------------------|--------------------|
| | | | Average (Mean) | 10th Percentile | 25th Percentile | 50th Percentile (Median) | 75th Percentile | 90th Percentile |
| 53-7081 Refuse and Recyclable Material Collectors | | | | | | | | |
| Alternate Job Title(s): Garbage Collector; Recyclable Materials Collector; Trash Collector | | | | | | | | |
| Collect and dump refuse or recyclable materials from containers into truck. May drive truck. | | | | | | | | |
| North Dakota | | ANNUAL: | \$48,760 | \$33,480 | \$39,710 | \$48,320 | \$55,800 | \$63,250 |
| Employment: | 330 | HOURLY: | \$23.44 | \$16.09 | \$19.09 | \$23.23 | \$26.83 | \$30.41 |
| Region 1 | | ANNUAL: | \$53,670 | \$39,710 | \$48,320 | \$55,270 | \$58,940 | \$63,250 |
| Employment: | 60 | HOURLY: | \$25.80 | \$19.09 | \$23.23 | \$26.57 | \$28.34 | \$30.41 |
| Region 2 | | ANNUAL: | \$47,430 | \$28,840 | \$33,480 | \$40,310 | \$59,520 | \$63,250 |
| Employment: | 20 | HOURLY: | \$22.80 | \$13.87 | \$16.09 | \$19.38 | \$28.62 | \$30.41 |
| Region 3 | | ANNUAL: | \$47,310 | \$34,450 | \$39,340 | \$47,960 | \$55,790 | \$63,040 |
| Employment: | 30 | HOURLY: | \$22.74 | \$16.56 | \$18.91 | \$23.06 | \$26.82 | \$30.31 |
| Region 4 | | ANNUAL: | \$45,960 | \$34,900 | \$40,500 | \$45,230 | \$52,050 | \$60,830 |
| Employment: | 50 | HOURLY: | \$22.10 | \$16.78 | \$19.47 | \$21.75 | \$25.02 | \$29.24 |
| Region 5 | | ANNUAL: | \$48,830 | \$34,390 | \$39,700 | \$50,300 | \$58,010 | \$63,770 |
| Employment: | 70 | HOURLY: | \$23.48 | \$16.53 | \$19.09 | \$24.18 | \$27.89 | \$30.66 |
| Region 6 | | ANNUAL: | \$42,920 | \$31,890 | \$35,710 | \$40,390 | \$49,240 | \$57,090 |
| Employment: | 10 | HOURLY: | \$20.64 | \$15.33 | \$17.17 | \$19.42 | \$23.67 | \$27.44 |
| Region 7 | | ANNUAL: | \$49,560 | \$37,920 | \$42,160 | \$49,140 | \$55,790 | \$66,560 |
| Employment: | 40 | HOURLY: | \$23.82 | \$18.23 | \$20.27 | \$23.62 | \$26.82 | \$32.00 |
| Region 8 | | ANNUAL: | \$47,430 | \$28,910 | \$39,710 | \$49,250 | \$57,000 | \$63,260 |
| Employment: | 40 | HOURLY: | \$22.80 | \$13.90 | \$19.09 | \$23.68 | \$27.41 | \$30.41 |
| Fargo, ND-MN MetroSA | | ANNUAL: | \$49,080 | \$28,450 | \$42,290 | \$51,860 | \$61,410 | \$63,770 |
| Employment: | 100 | HOURLY: | \$23.60 | \$13.68 | \$20.33 | \$24.93 | \$29.53 | \$30.66 |
| Grand Forks, ND-MN MetroSA | | ANNUAL: | \$47,540 | \$40,450 | \$41,530 | \$45,230 | \$52,050 | \$60,830 |
| Employment: | 50 | HOURLY: | \$22.85 | \$19.45 | \$19.97 | \$21.75 | \$25.02 | \$29.24 |
| West ND Nonmetro Area | | ANNUAL: | \$50,520 | \$29,840 | \$39,710 | \$49,250 | \$58,540 | \$63,250 |
| Employment: | 130 | HOURLY: | \$24.29 | \$14.35 | \$19.09 | \$23.68 | \$28.15 | \$30.41 |
| East ND Nonmetro Area | | ANNUAL: | \$43,760 | \$31,890 | \$36,890 | \$40,070 | \$52,280 | \$58,940 |
| Employment: | 70 | HOURLY: | \$21.04 | \$15.33 | \$17.73 | \$19.26 | \$25.13 | \$28.34 |

'N/A' indicates data or information cannot be released due to reliability, availability, or confidentiality restrictions. Since a portion of substate employment is not attributed to a region, substate areas will NOT add up to statewide totals. Rounding and the absence of suppressed data may also affect additivity.

| | | | WAGE ESTIMATES | | | | | |
|---|-----|---------|-------------------|--------------------|--------------------|--------------------------------|--------------------|--------------------|
| | | | Average (Mean) | 10th Percentile | 25th Percentile | 50th Percentile (Median) | 75th Percentile | 90th Percentile |
| 53-7121 Tank Car, Truck, and Ship Loaders | | | | | | | | |
| Alternate Job Title(s): Barge Loader; Rail Car Loader; Ship Unloader | | | | | | | | |
| Load and unload chemicals and bulk solids, such as coal, sand, and grain, into or from tank cars, trucks, or ships, using material moving equipment. May perform a variety of other tasks relating to shipment of products. May gauge or sample shipping tanks and test them for leaks. | | | | | | | | |
| North Dakota | | ANNUAL: | \$55,460 | \$40,450 | \$42,000 | \$53,360 | \$59,280 | \$80,270 |
| Employment: | 180 | HOURLY: | \$26.67 | \$19.45 | \$20.19 | \$25.66 | \$28.50 | \$38.59 |
| Region 1 | | ANNUAL: | \$51,480 | \$40,440 | \$40,450 | \$52,540 | \$59,270 | \$59,270 |
| Employment: | 20 | HOURLY: | \$24.75 | \$19.44 | \$19.45 | \$25.26 | \$28.49 | \$28.49 |
| Region 2 | | ANNUAL: | \$57,730 | \$52,530 | \$52,540 | \$59,170 | \$61,130 | \$66,250 |
| Employment: | 60 | HOURLY: | \$27.75 | \$25.26 | \$25.26 | \$28.45 | \$29.39 | \$31.85 |
| Region 4 | | ANNUAL: | \$46,330 | \$36,140 | \$40,060 | \$40,060 | \$56,160 | \$56,160 |
| Employment: | 20 | HOURLY: | \$22.28 | \$17.37 | \$19.26 | \$19.26 | \$27.00 | \$27.00 |
| Region 5 | | ANNUAL: | \$48,030 | \$40,520 | \$42,000 | \$42,000 | \$51,510 | \$69,040 |
| Employment: | 40 | HOURLY: | \$23.09 | \$19.48 | \$20.19 | \$20.19 | \$24.76 | \$33.19 |
| West ND Nonmetro Area | | ANNUAL: | \$60,620 | \$43,150 | \$52,540 | \$59,180 | \$66,250 | \$85,510 |
| Employment: | 110 | HOURLY: | \$29.14 | \$20.75 | \$25.26 | \$28.45 | \$31.85 | \$41.11 |
| East ND Nonmetro Area | | ANNUAL: | \$46,740 | \$38,390 | \$42,000 | \$42,000 | \$51,510 | \$56,160 |
| Employment: | 50 | HOURLY: | \$22.47 | \$18.46 | \$20.19 | \$20.19 | \$24.76 | \$27.00 |

53-7199 Material Moving Workers, All Other

Alternate Job Title(s): N/A

All material moving workers not listed separately.

| | | | | | | | | | |
|------------------------------|-----|--|---------|----------|----------|----------|----------|----------|-----------|
| North Dakota | | | ANNUAL: | \$55,190 | \$27,660 | \$57,040 | \$58,900 | \$58,900 | \$58,900 |
| Employment: | N/A | | HOURLY: | \$26.54 | \$13.30 | \$27.42 | \$28.32 | \$28.32 | \$28.32 |
| Region 1 | | | ANNUAL: | \$55,840 | \$27,660 | \$58,900 | \$58,900 | \$58,900 | \$58,900 |
| Employment: | 40 | | HOURLY: | \$26.85 | \$13.30 | \$28.32 | \$28.32 | \$28.32 | \$28.32 |
| Region 5 | | | ANNUAL: | \$59,140 | \$27,170 | \$52,030 | \$57,040 | \$68,340 | \$102,640 |
| Employment: | 40 | | HOURLY: | \$28.43 | \$13.06 | \$25.01 | \$27.42 | \$32.86 | \$49.35 |
| West ND Nonmetro Area | | | ANNUAL: | \$54,340 | \$27,660 | \$58,900 | \$58,900 | \$58,900 | \$58,900 |
| Employment: | N/A | | HOURLY: | \$26.13 | \$13.30 | \$28.32 | \$28.32 | \$28.32 | \$28.32 |
| East ND Nonmetro Area | | | ANNUAL: | \$51,230 | \$32,530 | \$45,760 | \$57,600 | \$58,070 | \$58,900 |
| Employment: | N/A | | HOURLY: | \$24.63 | \$15.64 | \$22.00 | \$27.69 | \$27.92 | \$28.32 |

'N/A' indicates data or information cannot be released due to reliability, availability, or confidentiality restrictions. Since a portion of substate employment is not attributed to a region, substate areas will NOT add up to statewide totals. Rounding and the absence of suppressed data may also affect additivity.