

Employment and wages by occupation are compiled using results from a survey conducted by the Occupational Employment and Wage Statistics (OEWS) program. The sample-based survey asks employers to provide data regarding occupational employment and wages for their establishment. Employment and wage (annual and/or hourly) estimates are calculated and summarized for the state, three metro areas, two nonmetro areas, and eight planning regions. Employment and wages by occupation can be used to analyze occupational wage rates across markets, develop staffing patterns and occupation projections, and plan for careers. **This report references 2023 data.**

Occupation data are arranged by the 2018 six-digit Standard Occupational Classification (SOC) code. A code ending in four zeros (i.e. XX-0000) denotes a major occupational group, while all other codes indicate disclosable, detail occupations (it shouldn't be assumed that an occupation absent from the report is absent from North Dakota's job market).

DATA COVERAGE

As you use this report, keep in mind that the data are limited to those workers who are covered by either state or federal unemployment insurance laws. North Dakota law requires that all workers in the private sector be provided with this coverage by the employer if the employer employs one or more workers 20 weeks or more in a calendar year or pays \$1,500 or more in payroll in any calendar quarter. State law also requires that all state and local government workers be provided with this coverage. In addition, agricultural workers are covered if the employer employs 10 or more workers for 20 weeks or more in a calendar year or pays \$20,000 or more in quarterly payroll. Households with domestic help must provide coverage for their workers if the employer has a payroll that reaches or exceeds \$1,000 per quarter. The majority of the domestic help employed in North Dakota involves the care of the employer or other family members, either the aged or children, in the home.

There are a few select groups that are exempt from this coverage. They include:

- Self-employed (farm and nonfarm sectors);
- Individuals working for religious organizations;
- Students working for the college they attend; and
- Individuals employed in church-related elementary and secondary schools.

DATA DEFINITIONS

- Employment is the estimated total occupational employment.
- Average (mean) wage is the estimated total wages of an occupation divided by its employment.
- 10th percentile wage is an estimate based on the wage distribution of an occupation; 10 percent of workers in an occupation earn less than this wage and 90 percent earn more.
- 25th percentile wage is an estimate based on the wage distribution of an occupation; 25 percent of workers in an occupation earn less than this wage and 75 percent earn more.
- 50th percentile (median) wage is an estimate based on the wage distribution of an occupation; half of workers in an occupation earn less than this wage and half earn more. Unlike the mean, the median is less likely to be influenced by outliers within the wage distribution.
- 75th percentile wage is an estimate based on the wage distribution of an occupation; 75 percent of workers in an occupation earn less than this wage and 25 percent earn more.
- 90th percentile wage is an estimate based on the wage distribution of an occupation; 90 percent of workers in an occupation earn less than this wage and 10 percent earn more.

SURVEY METHODOLOGY

The OEWS survey is a semiannual mail survey measuring occupational employment and wage rates for wage and salary workers in nonfarm establishments in North Dakota. OEWS data include cross-industry occupational employment and wage estimates for the state, three metro areas, two nonmetro areas, and eight planning regions. The OEWS survey is a cooperative effort between the U.S. Bureau of Labor Statistics (BLS) and State Workforce Agencies (SWAs) including Job Service North Dakota. BLS funds the survey and provides the procedures and technical support, while the State Workforce Agencies collect most of the data. OEWS estimates are constructed from a sample of about 6,100 establishments. Each year, two semiannual panels of approximately 1,000 sampled establishments are contacted, one panel in May and the other in November. The 2023 estimates are based on responses from six semiannual panels collected over a 3-year period: May 2023, November 2022, May 2022, November 2021, May 2021, and November 2020. The average overall statewide response rate for the six panels was 70 percent.

The OEWS survey categorizes workers into 800+ detailed occupations based on the 2018 SOC system. Together, these detailed occupations make up 22 of the 23 SOC major occupational groups. Major group 55, Military Specific Occupations, is not included. On the industry side, the OEWS survey uses the 2022 North American Industry Classification System (NAICS). The OEWS survey excludes the majority of the agricultural sector, with the exception of logging (NAICS 113310), support activities for crop production (NAICS 1151), and support activities for animal production (NAICS 1152). Private households (NAICS 814) also are excluded. OEWS federal government data include the U.S. Postal Service and the federal executive branch only. All other industries, including state and local government, are covered by the survey.

The OEWS survey draws its sample from state unemployment insurance (UI) files. Supplemental sources are used for rail transportation (NAICS 4821) because they do not report to the UI program. The OEWS survey sample is stratified by metro and nonmetro area, industry, and size. To provide the most occupational coverage, larger employers are more likely to be selected than smaller employers. A census is taken of the executive branch of the federal government, the U.S. Postal Service, and state government.

Occupational employment is the estimate of total wage and salary employment in an occupation. The OEWS survey defines employment as the number of workers who can be classified as full- or part-time employees, including workers on paid vacations or other types of paid leave; workers on unpaid short-term absences; salaried officers, executives, and staff members of incorporated firms; employees temporarily assigned to other units; and employees for whom the reporting unit is their permanent duty station, regardless of whether that unit prepares their paycheck. The survey does not include the self-employed, owners and partners in unincorporated firms, household workers, or unpaid family workers.

Wages for the OEWS survey are straight-time, gross pay, exclusive of premium pay. Base rate; cost-of-living allowances; guaranteed pay; hazardous-duty pay; incentive pay, including commissions and production bonuses; and tips are included. Excluded are overtime pay, severance pay, shift differentials, nonproduction bonuses, employer cost for supplementary benefits, and tuition reimbursements. OEWS receives wage rate data for the federal government, the U.S. Postal Service, most state governments, and some local government and private sector establishments. For the remaining establishments, the OEWS survey data are placed into 12 intervals. The intervals are defined both as hourly rates and the corresponding annual rates, where the annual rate for an occupation is calculated by multiplying the hourly wage rate by a typical work year of 2,080 hours. The responding establishments are instructed to report the hourly rate for part-time workers, and to report annual rates for occupations that are typically paid at an annual rate but do not work 2,080 hours per year, such as teachers, pilots, and flight attendants. Other workers, such as some entertainment workers, are paid hourly rates, but generally do not work 40 hours per week, year round. For these workers, only an hourly wage is reported.

The OEWS survey is designed to produce estimates by combining six panels of data collected over a 3-year period using a model-based estimation methodology (MB3). Significant reductions in sampling errors are

obtained by combining six panels of data, particularly for small geographic areas and occupations. Under MB3, data provided by survey respondents are used to model occupational staffing patterns and wages for all unobserved establishments in the population, including establishments that were not sampled, sampled establishments that did not respond, and respondents that did not meet stability criteria.

A donor pool typically consisting of 10 nearest neighbor responding establishments is used to predict data for each unobserved establishment; if 10 donors are not available, then as few as 5 can be used. Donors are matched to recipients based on detailed industry, geographic area, ownership, size, and survey panel. Within a given donor pool, donors that are more similar to the unobserved establishment are given more weight in determining the modeled data.

Each establishment's population employment is set as the average of its May 2023 and November 2022 employment from the Quarterly Census of Employment and Wages, the UI database from which the OEWS sample is drawn. Using adjustment factors derived from the OEWS survey data, wages collected in earlier survey panels are adjusted to the reference date of the estimates and donor wages are adjusted for differences between donor and recipient characteristics such as geographic area and industry.

Due to the timing of the data collection cycle, any recently enacted minimum wage changes may not be fully reflected in published wages.

OEWS data are point-in-time estimates and should not be used as a time series. This is especially true when the SOC code structure is revised since underlying definitions may have been clarified or altered enough to affect the composition of an occupation and the associated employment and wage results.

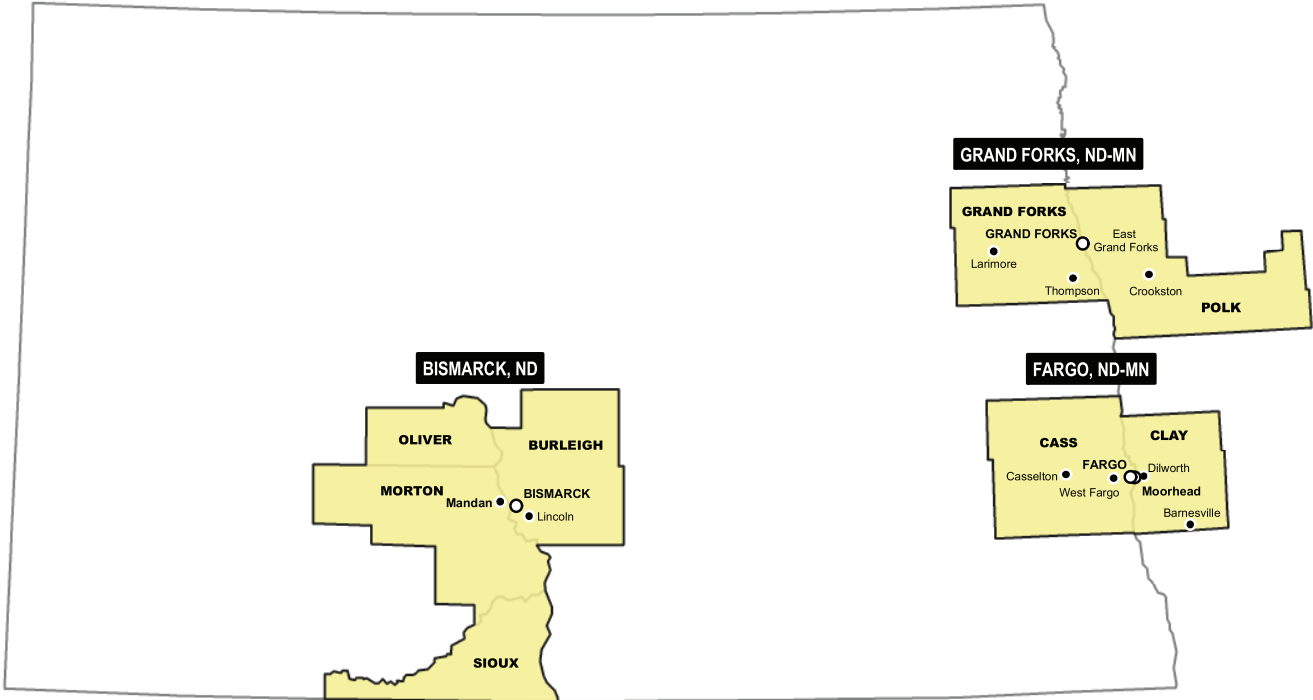
Planning region results are independently calculated using the Local Employment and Wage Information System (LEWIS), a stand-alone state application that utilizes the same methodology as BLS to calculate OEWS results. Unlike other published geographic areas, BLS has not validated planning region results, though state analysts have reviewed the data.

Data are subject to response and processing errors. Errors are reduced through careful review and screening procedures and contact with respondents whose data are inconsistent or appear to involve misinterpretation of instructions or definitions. Every effort is made to minimize human error. Data are provided as is and Job Service North Dakota makes no warranty, either expressed or implied, including, but not limited to, warranties of correctness and fitness for a particular purpose.

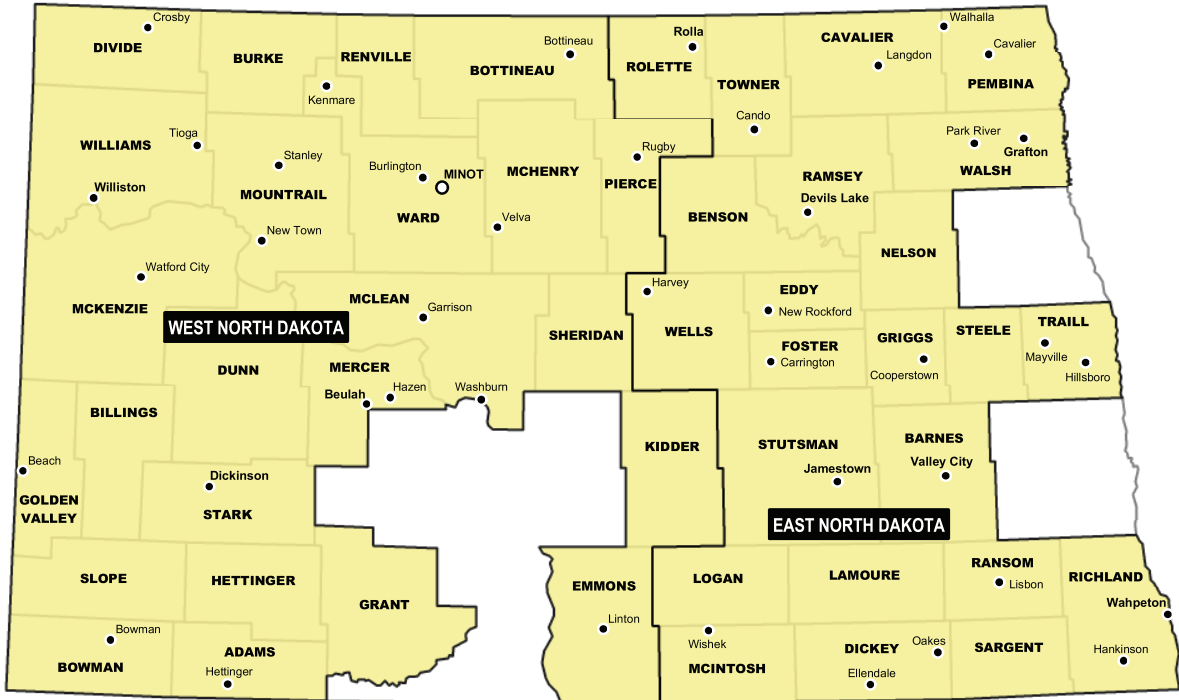
GEOGRAPHIC COVERAGE

OEWS data are produced for 14 geographic areas: North Dakota (state-level), three metropolitan statistical areas, two nonmetropolitan areas, and eight planning regions. **Beginning with the 2018 estimates, OEWS reduced the number of published North Dakota nonmetro areas. The Far West and West Central areas have been combined to form the West North Dakota area and the Far East and East Central areas have been combined to form the East North Dakota area.**

METROPOLITAN STATISTICAL AREAS



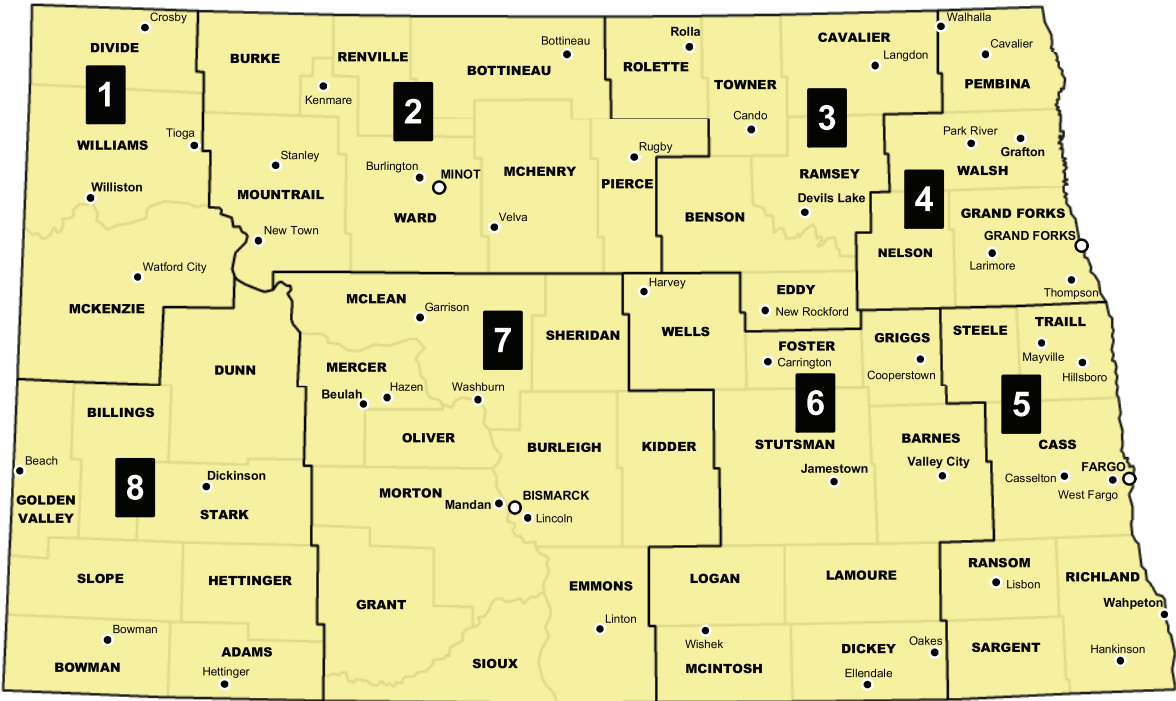
NONMETROPOLITAN AREAS



GEOGRAPHIC COVERAGE

OEWS data are produced for 14 geographic areas: North Dakota (state-level), three metropolitan statistical areas, two nonmetropolitan areas, and eight planning regions. **Beginning with the 2020 estimates, the Labor Market Information Center started publishing OEWS data for North Dakota’s eight planning regions.**

PLANNING REGIONS



		WAGE ESTIMATES					
		Average (Mean)	10th Percentile	25th Percentile	50th Percentile (Median)	75th Percentile	90th Percentile
00-0000 Total, All Occupations							
Alternate Job Title(s): N/A							
North Dakota Employment: 417,500	ANNUAL:	\$59,050	\$29,330	\$36,820	\$48,830	\$68,280	\$96,520
	HOURLY:	\$28.39	\$14.10	\$17.70	\$23.47	\$32.83	\$46.41
Region 1 Employment: 36,660	ANNUAL:	\$64,260	\$30,330	\$41,700	\$58,700	\$76,200	\$102,350
	HOURLY:	\$30.90	\$14.58	\$20.05	\$28.22	\$36.63	\$49.21
Region 2 Employment: 42,840	ANNUAL:	\$57,300	\$28,750	\$35,960	\$48,170	\$65,620	\$93,230
	HOURLY:	\$27.55	\$13.82	\$17.29	\$23.16	\$31.55	\$44.82
Region 3 Employment: 14,410	ANNUAL:	\$53,340	\$28,420	\$35,130	\$46,580	\$62,300	\$84,100
	HOURLY:	\$25.65	\$13.66	\$16.89	\$22.39	\$29.95	\$40.43
Region 4 Employment: 47,630	ANNUAL:	\$56,830	\$28,970	\$35,750	\$46,940	\$64,370	\$92,140
	HOURLY:	\$27.32	\$13.93	\$17.19	\$22.57	\$30.95	\$44.30
Region 5 Employment: 142,260	ANNUAL:	\$59,330	\$29,720	\$37,030	\$48,290	\$66,750	\$96,230
	HOURLY:	\$28.52	\$14.29	\$17.80	\$23.22	\$32.09	\$46.26
Region 6 Employment: 23,500	ANNUAL:	\$54,900	\$28,560	\$35,600	\$46,450	\$62,770	\$87,050
	HOURLY:	\$26.39	\$13.73	\$17.12	\$22.33	\$30.18	\$41.85
Region 7 Employment: 81,240	ANNUAL:	\$59,640	\$29,290	\$36,510	\$49,200	\$69,990	\$99,600
	HOURLY:	\$28.67	\$14.08	\$17.55	\$23.65	\$33.65	\$47.88
Region 8 Employment: 24,800	ANNUAL:	\$59,900	\$29,160	\$37,880	\$50,780	\$69,430	\$96,500
	HOURLY:	\$28.80	\$14.02	\$18.21	\$24.41	\$33.38	\$46.39
Bismarck, ND MetroSA Employment: 71,280	ANNUAL:	\$58,700	\$29,290	\$36,340	\$48,550	\$69,010	\$95,050
	HOURLY:	\$28.22	\$14.08	\$17.47	\$23.34	\$33.18	\$45.70
Fargo, ND-MN MetroSA Employment: 145,680	ANNUAL:	\$59,350	\$29,620	\$36,720	\$48,110	\$67,500	\$96,580
	HOURLY:	\$28.54	\$14.24	\$17.66	\$23.13	\$32.45	\$46.43
Grand Forks, ND-MN MetroSA Employment: 50,500	ANNUAL:	\$56,700	\$28,710	\$35,470	\$46,780	\$64,680	\$91,220
	HOURLY:	\$27.26	\$13.80	\$17.05	\$22.49	\$31.10	\$43.86
West ND Nonmetro Area Employment: 114,270	ANNUAL:	\$60,880	\$29,240	\$37,720	\$51,470	\$72,650	\$99,680
	HOURLY:	\$29.27	\$14.06	\$18.14	\$24.74	\$34.93	\$47.92
East ND Nonmetro Area Employment: 62,270	ANNUAL:	\$54,840	\$28,930	\$36,300	\$47,190	\$63,120	\$84,820
	HOURLY:	\$26.36	\$13.91	\$17.45	\$22.69	\$30.35	\$40.78

'N/A' indicates data or information cannot be released due to reliability, availability, or confidentiality restrictions. Since a portion of substate employment is not attributed to a region, substate areas will NOT add up to statewide totals. Rounding and the absence of suppressed data may also affect additivity.

		WAGE ESTIMATES					
		Average (Mean)	10th Percentile	25th Percentile	50th Percentile (Median)	75th Percentile	90th Percentile
11-0000 Management Occupations							
Alternate Job Title(s): N/A							
North Dakota Employment: 24,400	ANNUAL:	\$114,830	\$49,220	\$68,190	\$97,760	\$135,030	\$179,480
	HOURLY:	\$55.21	\$23.66	\$32.79	\$47.00	\$64.92	\$86.29
Region 1 Employment: 2,060	ANNUAL:	\$117,640	\$52,440	\$74,880	\$104,380	\$151,370	\$183,590
	HOURLY:	\$56.56	\$25.21	\$36.00	\$50.18	\$72.78	\$88.26
Region 2 Employment: 2,360	ANNUAL:	\$110,300	\$47,350	\$63,920	\$89,760	\$128,090	\$167,850
	HOURLY:	\$53.03	\$22.76	\$30.73	\$43.15	\$61.58	\$80.70
Region 3 Employment: 940	ANNUAL:	\$98,490	\$47,770	\$64,590	\$84,460	\$118,280	\$158,260
	HOURLY:	\$47.35	\$22.97	\$31.05	\$40.60	\$56.87	\$76.08
Region 4 Employment: 2,700	ANNUAL:	\$113,000	\$49,190	\$65,150	\$95,960	\$131,490	\$176,880
	HOURLY:	\$54.33	\$23.65	\$31.32	\$46.14	\$63.21	\$85.04
Region 5 Employment: 8,290	ANNUAL:	\$121,950	\$51,020	\$73,070	\$102,990	\$140,630	\$195,500
	HOURLY:	\$58.63	\$24.53	\$35.13	\$49.52	\$67.61	\$93.99
Region 6 Employment: 1,360	ANNUAL:	\$102,110	\$45,630	\$61,850	\$84,450	\$121,470	\$163,660
	HOURLY:	\$49.09	\$21.94	\$29.73	\$40.60	\$58.40	\$78.68
Region 7 Employment: 4,970	ANNUAL:	\$111,450	\$48,580	\$67,860	\$95,140	\$134,530	\$176,420
	HOURLY:	\$53.58	\$23.35	\$32.62	\$45.74	\$64.68	\$84.82
Region 8 Employment: 1,440	ANNUAL:	\$112,680	\$48,700	\$66,810	\$96,280	\$132,660	\$175,550
	HOURLY:	\$54.17	\$23.41	\$32.12	\$46.29	\$63.78	\$84.40
Bismarck, ND MetroSA Employment: 4,370	ANNUAL:	\$111,520	\$48,730	\$68,540	\$96,010	\$135,020	\$174,510
	HOURLY:	\$53.62	\$23.43	\$32.95	\$46.16	\$64.92	\$83.90
Fargo, ND-MN MetroSA Employment: 8,590	ANNUAL:	\$122,200	\$51,380	\$73,000	\$102,500	\$139,880	\$196,160
	HOURLY:	\$58.75	\$24.70	\$35.10	\$49.28	\$67.25	\$94.31
Grand Forks, ND-MN MetroSA Employment: 2,810	ANNUAL:	\$112,090	\$49,250	\$66,540	\$96,830	\$132,880	\$177,490
	HOURLY:	\$53.89	\$23.68	\$31.99	\$46.56	\$63.89	\$85.33
West ND Nonmetro Area Employment: 6,460	ANNUAL:	\$113,240	\$48,780	\$67,020	\$96,730	\$134,790	\$176,120
	HOURLY:	\$54.44	\$23.45	\$32.22	\$46.50	\$64.80	\$84.67
East ND Nonmetro Area Employment: 3,670	ANNUAL:	\$102,250	\$46,400	\$64,360	\$86,210	\$121,470	\$163,260
	HOURLY:	\$49.16	\$22.31	\$30.94	\$41.45	\$58.40	\$78.49

'N/A' indicates data or information cannot be released due to reliability, availability, or confidentiality restrictions. Since a portion of substate employment is not attributed to a region, substate areas will NOT add up to statewide totals. Rounding and the absence of suppressed data may also affect additivity.

			WAGE ESTIMATES					
			Average (Mean)	10th Percentile	25th Percentile	50th Percentile (Median)	75th Percentile	90th Percentile
11-1011 Chief Executives								
Alternate Job Title(s): Admiral; Chief Financial Officer; Chief Operating Officer; Governor; School Superintendent; University President								
Determine and formulate policies and provide overall direction of companies or private and public sector organizations within guidelines set up by a board of directors or similar governing body. Plan, direct, or coordinate operational activities at the highest level of management with the help of subordinate executives and staff managers.								
North Dakota		ANNUAL:	N/A	N/A	N/A	N/A	N/A	N/A
Employment: 280		HOURLY:	N/A	N/A	N/A	N/A	N/A	N/A
Region 1		ANNUAL:	\$227,840	\$103,600	\$124,100	\$170,000	N/A	N/A
Employment: 20		HOURLY:	\$109.54	\$49.81	\$59.66	\$81.73	N/A	N/A
Region 2		ANNUAL:	\$229,600	\$75,240	\$105,870	\$198,060	N/A	N/A
Employment: 30		HOURLY:	\$110.38	\$36.17	\$50.90	\$95.22	N/A	N/A
Region 4		ANNUAL:	\$305,500	\$97,720	\$152,690	\$212,420	N/A	N/A
Employment: 30		HOURLY:	\$146.88	\$46.98	\$73.41	\$102.13	N/A	N/A
Region 5		ANNUAL:	\$329,220	\$99,680	\$150,550	N/A	N/A	N/A
Employment: 90		HOURLY:	\$158.28	\$47.92	\$72.38	N/A	N/A	N/A
Region 7		ANNUAL:	\$297,370	\$76,580	\$111,350	\$198,060	N/A	N/A
Employment: 70		HOURLY:	\$142.97	\$36.82	\$53.53	\$95.22	N/A	N/A
Region 8		ANNUAL:	\$177,460	\$75,240	\$84,560	\$157,180	\$231,010	N/A
Employment: 10		HOURLY:	\$85.32	\$36.17	\$40.65	\$75.57	\$111.06	N/A
Bismarck, ND MetroSA		ANNUAL:	\$311,680	\$78,210	\$111,350	\$191,980	N/A	N/A
Employment: 60		HOURLY:	\$149.85	\$37.60	\$53.53	\$92.30	N/A	N/A
Fargo, ND-MN MetroSA		ANNUAL:	\$298,080	\$101,780	\$135,000	\$216,800	N/A	N/A
Employment: 130		HOURLY:	\$143.31	\$48.93	\$64.91	\$104.23	N/A	N/A
Grand Forks, ND-MN MetroSA		ANNUAL:	\$253,330	\$97,720	\$113,820	\$168,410	N/A	N/A
Employment: 60		HOURLY:	\$121.79	\$46.98	\$54.72	\$80.97	N/A	N/A
West ND Nonmetro Area		ANNUAL:	\$216,190	\$75,240	\$104,320	\$188,990	N/A	N/A
Employment: 70		HOURLY:	\$103.94	\$36.17	\$50.16	\$90.86	N/A	N/A
East ND Nonmetro Area		ANNUAL:	\$181,210	\$70,530	\$75,520	\$194,950	\$237,680	N/A
Employment: N/A		HOURLY:	\$87.12	\$33.91	\$36.31	\$93.73	\$114.27	N/A

'N/A' indicates data or information cannot be released due to reliability, availability, or confidentiality restrictions. Since a portion of substate employment is not attributed to a region, substate areas will NOT add up to statewide totals. Rounding and the absence of suppressed data may also affect additivity.

		WAGE ESTIMATES						
		Average (Mean)	10th Percentile	25th Percentile	50th Percentile (Median)	75th Percentile	90th Percentile	
11-1021 General and Operations Managers								
Alternate Job Title(s): Department Store Manager; General Superintendent; Operational Risk Manager; Radio Station Manager								
Plan, direct, or coordinate the operations of public or private sector organizations, overseeing multiple departments or locations. Duties and responsibilities include formulating policies, managing daily operations, and planning the use of materials and human resources, but are too diverse and general in nature to be classified in any one functional area of management or administration, such as personnel, purchasing, or administrative services. Usually manage through subordinate supervisors. Excludes first-line supervisors.								
North Dakota		ANNUAL:	\$112,780	\$47,320	\$62,780	\$87,580	\$128,670	\$176,930
Employment: 10,780		HOURLY:	\$54.22	\$22.75	\$30.18	\$42.11	\$61.86	\$85.06
Region 1		ANNUAL:	\$117,450	\$54,850	\$74,980	\$104,900	\$151,370	\$180,960
Employment: 1,180		HOURLY:	\$56.46	\$26.37	\$36.05	\$50.43	\$72.78	\$87.00
Region 2		ANNUAL:	\$115,400	\$46,380	\$62,470	\$84,930	\$127,340	\$168,670
Employment: 1,240		HOURLY:	\$55.48	\$22.30	\$30.03	\$40.83	\$61.22	\$81.09
Region 3		ANNUAL:	\$100,160	\$43,890	\$58,830	\$78,820	\$118,300	\$165,070
Employment: 380		HOURLY:	\$48.16	\$21.10	\$28.29	\$37.89	\$56.88	\$79.36
Region 4		ANNUAL:	\$105,480	\$45,960	\$59,500	\$81,060	\$118,580	\$165,910
Employment: 1,130		HOURLY:	\$50.71	\$22.09	\$28.60	\$38.97	\$57.01	\$79.77
Region 5		ANNUAL:	\$118,500	\$47,930	\$63,160	\$91,980	\$130,670	\$185,810
Employment: 3,420		HOURLY:	\$56.97	\$23.04	\$30.36	\$44.22	\$62.82	\$89.33
Region 6		ANNUAL:	\$105,660	\$43,100	\$59,860	\$81,210	\$119,380	\$170,310
Employment: 660		HOURLY:	\$50.80	\$20.72	\$28.78	\$39.04	\$57.40	\$81.88
Region 7		ANNUAL:	\$105,650	\$46,440	\$61,300	\$83,180	\$123,930	\$176,490
Employment: 1,880		HOURLY:	\$50.79	\$22.33	\$29.47	\$39.99	\$59.58	\$84.85
Region 8		ANNUAL:	\$117,200	\$49,300	\$66,270	\$96,690	\$134,480	\$175,730
Employment: 780		HOURLY:	\$56.35	\$23.70	\$31.86	\$46.48	\$64.66	\$84.49
Bismarck, ND MetroSA		ANNUAL:	\$104,680	\$46,400	\$61,250	\$84,900	\$124,050	\$174,190
Employment: 1,620		HOURLY:	\$50.33	\$22.31	\$29.45	\$40.82	\$59.64	\$83.74
Fargo, ND-MN MetroSA		ANNUAL:	\$117,570	\$47,150	\$62,640	\$92,020	\$130,350	\$187,530
Employment: 3,530		HOURLY:	\$56.52	\$22.67	\$30.11	\$44.24	\$62.67	\$90.16
Grand Forks, ND-MN MetroSA		ANNUAL:	\$100,350	\$45,180	\$59,100	\$81,060	\$119,800	\$167,030
Employment: 1,160		HOURLY:	\$48.25	\$21.72	\$28.41	\$38.97	\$57.60	\$80.30
West ND Nonmetro Area		ANNUAL:	\$116,210	\$50,000	\$65,210	\$94,870	\$134,050	\$176,150
Employment: 3,470		HOURLY:	\$55.87	\$24.04	\$31.35	\$45.61	\$64.45	\$84.69
East ND Nonmetro Area		ANNUAL:	\$104,370	\$43,430	\$59,830	\$79,660	\$118,300	\$166,060
Employment: 1,680		HOURLY:	\$50.18	\$20.88	\$28.76	\$38.30	\$56.88	\$79.84

'N/A' indicates data or information cannot be released due to reliability, availability, or confidentiality restrictions. Since a portion of substate employment is not attributed to a region, substate areas will NOT add up to statewide totals. Rounding and the absence of suppressed data may also affect additivity.

			WAGE ESTIMATES					
			Average (Mean)	10th Percentile	25th Percentile	50th Percentile (Median)	75th Percentile	90th Percentile
11-1031 Legislators								
Alternate Job Title(s): City Council Member; Senator; Tribal Council Member								
Develop, introduce, or enact laws and statutes at the local, tribal, state, or federal level. Includes only workers in elected positions.								
North Dakota		ANNUAL:	\$59,460	\$19,570	\$24,760	\$44,210	\$73,640	\$119,630
Employment:	460	HOURLY:	N/A	N/A	N/A	N/A	N/A	N/A
Region 1		ANNUAL:	\$59,420	\$15,080	\$23,290	\$51,910	\$69,500	\$93,100
Employment:	30	HOURLY:	N/A	N/A	N/A	N/A	N/A	N/A
Region 2		ANNUAL:	\$50,320	\$17,630	\$23,960	\$31,220	\$62,850	\$94,900
Employment:	40	HOURLY:	N/A	N/A	N/A	N/A	N/A	N/A
Region 4		ANNUAL:	\$81,370	\$20,350	\$26,440	\$55,180	\$119,550	\$177,630
Employment:	30	HOURLY:	N/A	N/A	N/A	N/A	N/A	N/A
Region 5		ANNUAL:	\$71,520	\$18,070	\$26,030	\$46,410	\$92,220	\$177,330
Employment:	40	HOURLY:	N/A	N/A	N/A	N/A	N/A	N/A
Region 6		ANNUAL:	\$71,650	\$15,570	\$24,470	\$44,490	\$92,740	\$163,660
Employment:	60	HOURLY:	N/A	N/A	N/A	N/A	N/A	N/A
Region 7		ANNUAL:	\$48,050	\$24,160	\$30,570	\$38,300	\$49,240	\$76,690
Employment:	180	HOURLY:	N/A	N/A	N/A	N/A	N/A	N/A
Region 8		ANNUAL:	\$57,650	\$17,520	\$20,350	\$36,650	\$72,600	\$114,980
Employment:	50	HOURLY:	N/A	N/A	N/A	N/A	N/A	N/A
Bismarck, ND MetroSA		ANNUAL:	N/A	N/A	N/A	N/A	N/A	N/A
Employment:	160	HOURLY:	N/A	N/A	N/A	N/A	N/A	N/A
Fargo, ND-MN MetroSA		ANNUAL:	\$83,210	\$18,120	\$26,030	\$49,450	\$121,370	\$181,180
Employment:	10	HOURLY:	N/A	N/A	N/A	N/A	N/A	N/A
West ND Nonmetro Area		ANNUAL:	\$56,020	\$17,590	\$23,290	\$40,680	\$69,500	\$114,570
Employment:	130	HOURLY:	N/A	N/A	N/A	N/A	N/A	N/A
East ND Nonmetro Area		ANNUAL:	\$70,590	\$17,760	\$26,440	\$49,590	\$86,440	\$163,660
Employment:	150	HOURLY:	N/A	N/A	N/A	N/A	N/A	N/A

'N/A' indicates data or information cannot be released due to reliability, availability, or confidentiality restrictions. Since a portion of substate employment is not attributed to a region, substate areas will NOT add up to statewide totals. Rounding and the absence of suppressed data may also affect additivity.

		WAGE ESTIMATES						
		Average (Mean)	10th Percentile	25th Percentile	50th Percentile (Median)	75th Percentile	90th Percentile	
11-2021 Marketing Managers								
Alternate Job Title(s): Internet Marketing Manager; Marketing Administrator; Marketing Director								
Plan, direct, or coordinate marketing policies and programs, such as determining the demand for products and services offered by a firm and its competitors, and identify potential customers. Develop pricing strategies with the goal of maximizing the firm's profits or share of the market while ensuring the firm's customers are satisfied. Oversee product development or monitor trends that indicate the need for new products and services.								
North Dakota		ANNUAL:	\$137,580	\$82,530	\$99,560	\$124,800	\$162,540	\$221,500
Employment:	200	HOURLY:	\$66.14	\$39.68	\$47.86	\$60.00	\$78.15	\$106.49
Region 4		ANNUAL:	\$123,120	\$73,070	\$88,120	\$96,020	\$108,580	N/A
Employment:	20	HOURLY:	\$59.19	\$35.13	\$42.36	\$46.16	\$52.20	N/A
Region 5		ANNUAL:	\$140,130	\$91,990	\$108,100	\$126,830	\$162,540	\$204,680
Employment:	130	HOURLY:	\$67.37	\$44.23	\$51.97	\$60.98	\$78.15	\$98.40
Region 7		ANNUAL:	\$136,200	\$69,720	\$89,100	\$132,570	\$170,940	\$225,880
Employment:	20	HOURLY:	\$65.48	\$33.52	\$42.84	\$63.73	\$82.18	\$108.59
Bismarck, ND MetroSA		ANNUAL:	\$131,160	\$69,720	\$89,100	\$132,570	\$161,740	\$221,500
Employment:	20	HOURLY:	\$63.06	\$33.52	\$42.84	\$63.74	\$77.76	\$106.49
Fargo, ND-MN MetroSA		ANNUAL:	\$141,890	\$89,420	\$108,100	\$124,990	\$162,540	\$204,680
Employment:	140	HOURLY:	\$68.22	\$42.99	\$51.97	\$60.09	\$78.15	\$98.40
Grand Forks, ND-MN MetroSA		ANNUAL:	\$135,920	\$80,040	\$90,430	\$99,990	\$155,640	N/A
Employment:	30	HOURLY:	\$65.35	\$38.48	\$43.48	\$48.07	\$74.83	N/A
West ND Nonmetro Area		ANNUAL:	\$148,940	\$77,090	\$92,840	\$128,090	\$200,670	N/A
Employment:	20	HOURLY:	\$71.61	\$37.06	\$44.63	\$61.58	\$96.48	N/A
East ND Nonmetro Area		ANNUAL:	\$122,490	\$60,560	\$90,760	\$116,190	\$129,440	\$203,810
Employment:	10	HOURLY:	\$58.89	\$29.11	\$43.63	\$55.86	\$62.23	\$97.98

'N/A' indicates data or information cannot be released due to reliability, availability, or confidentiality restrictions. Since a portion of substate employment is not attributed to a region, substate areas will NOT add up to statewide totals. Rounding and the absence of suppressed data may also affect additivity.

		WAGE ESTIMATES						
		Average (Mean)	10th Percentile	25th Percentile	50th Percentile (Median)	75th Percentile	90th Percentile	
11-2022 Sales Managers								
Alternate Job Title(s): District Sales Manager; Export Manager; Regional Sales Manager; Sales Director								
Plan, direct, or coordinate the actual distribution or movement of a product or service to the customer. Coordinate sales distribution by establishing sales territories, quotas, and goals and establish training programs for sales representatives. Analyze sales statistics gathered by staff to determine sales potential and inventory requirements and monitor the preferences of customers.								
North Dakota		ANNUAL:	\$129,680	\$62,330	\$94,350	\$119,960	\$155,260	\$179,650
Employment:	370	HOURLY:	\$62.35	\$29.97	\$45.36	\$57.67	\$74.65	\$86.37
Region 1		ANNUAL:	\$119,540	\$50,790	\$63,060	\$130,480	\$152,650	\$159,510
Employment:	10	HOURLY:	\$57.47	\$24.42	\$30.32	\$62.73	\$73.39	\$76.69
Region 2		ANNUAL:	\$111,600	\$44,560	\$74,510	\$122,620	\$130,490	\$174,130
Employment:	30	HOURLY:	\$53.65	\$21.42	\$35.82	\$58.95	\$62.74	\$83.71
Region 3		ANNUAL:	\$179,160	\$75,580	\$120,650	\$130,490	\$176,340	N/A
Employment:	10	HOURLY:	\$86.14	\$36.34	\$58.00	\$62.73	\$84.78	N/A
Region 4		ANNUAL:	\$110,100	\$49,600	\$89,080	\$102,730	\$136,390	\$169,440
Employment:	30	HOURLY:	\$52.93	\$23.84	\$42.82	\$49.39	\$65.57	\$81.46
Region 5		ANNUAL:	\$140,740	\$64,400	\$99,240	\$125,030	\$165,070	\$192,780
Employment:	190	HOURLY:	\$67.66	\$30.96	\$47.71	\$60.11	\$79.36	\$92.68
Region 6		ANNUAL:	\$98,910	\$60,240	\$71,270	\$102,730	\$111,990	\$157,750
Employment:	10	HOURLY:	\$47.55	\$28.96	\$34.26	\$49.39	\$53.84	\$75.84
Region 7		ANNUAL:	\$113,060	\$49,860	\$77,890	\$106,320	\$133,100	\$168,660
Employment:	70	HOURLY:	\$54.36	\$23.97	\$37.45	\$51.11	\$63.99	\$81.09
Region 8		ANNUAL:	\$128,720	\$100,190	\$111,990	\$123,110	\$127,460	\$171,010
Employment:	10	HOURLY:	\$61.88	\$48.17	\$53.84	\$59.19	\$61.28	\$82.22
Bismarck, ND MetroSA		ANNUAL:	\$111,860	\$49,860	\$70,440	\$106,320	\$132,060	\$168,660
Employment:	70	HOURLY:	\$53.78	\$23.97	\$33.87	\$51.12	\$63.49	\$81.09
Fargo, ND-MN MetroSA		ANNUAL:	\$140,600	\$64,030	\$94,910	\$121,830	\$165,070	\$211,230
Employment:	220	HOURLY:	\$67.60	\$30.79	\$45.63	\$58.57	\$79.36	\$101.55
Grand Forks, ND-MN MetroSA		ANNUAL:	\$118,810	\$58,930	\$89,080	\$102,270	\$137,370	\$181,960
Employment:	30	HOURLY:	\$57.12	\$28.33	\$42.83	\$49.17	\$66.04	\$87.48
West ND Nonmetro Area		ANNUAL:	\$118,770	\$50,790	\$93,660	\$127,460	\$130,490	\$172,490
Employment:	60	HOURLY:	\$57.10	\$24.42	\$45.03	\$61.28	\$62.74	\$82.93
East ND Nonmetro Area		ANNUAL:	\$136,210	\$63,060	\$100,320	\$129,290	\$164,320	\$180,160
Employment:	40	HOURLY:	\$65.49	\$30.32	\$48.23	\$62.16	\$79.00	\$86.61

'N/A' indicates data or information cannot be released due to reliability, availability, or confidentiality restrictions. Since a portion of substate employment is not attributed to a region, substate areas will NOT add up to statewide totals. Rounding and the absence of suppressed data may also affect additivity.

			WAGE ESTIMATES					
			Average (Mean)	10th Percentile	25th Percentile	50th Percentile (Median)	75th Percentile	90th Percentile
11-2032 Public Relations Managers								
Alternate Job Title(s): Public Affairs Director; Publicity Director								
Plan, direct, or coordinate activities designed to create or maintain a favorable public image or raise issue awareness for their organization or client.								
North Dakota		ANNUAL:	\$109,100	\$68,300	\$72,220	\$99,150	\$132,240	\$168,120
Employment:	90	HOURLY:	\$52.45	\$32.84	\$34.72	\$47.67	\$63.58	\$80.83
Region 4		ANNUAL:	\$105,060	\$45,900	\$45,900	\$99,150	\$140,130	\$157,370
Employment:	10	HOURLY:	\$50.51	\$22.06	\$22.06	\$47.67	\$67.37	\$75.66
Region 5		ANNUAL:	\$118,510	\$40,470	\$96,660	\$118,000	\$138,780	\$187,040
Employment:	20	HOURLY:	\$56.98	\$19.45	\$46.47	\$56.73	\$66.72	\$89.92
Region 7		ANNUAL:	\$106,310	\$72,220	\$72,220	\$82,220	\$116,770	\$190,710
Employment:	40	HOURLY:	\$51.11	\$34.72	\$34.72	\$39.53	\$56.14	\$91.69
Bismarck, ND MetroSA		ANNUAL:	\$106,350	\$68,300	\$72,220	\$82,220	\$116,770	\$190,710
Employment:	40	HOURLY:	\$51.13	\$32.84	\$34.72	\$39.53	\$56.14	\$91.69
Fargo, ND-MN MetroSA		ANNUAL:	\$114,400	\$60,410	\$92,520	\$118,000	\$134,540	\$150,480
Employment:	30	HOURLY:	\$55.00	\$29.04	\$44.48	\$56.73	\$64.68	\$72.35
Grand Forks, ND-MN MetroSA		ANNUAL:	\$101,500	\$45,900	\$45,900	\$99,150	\$122,820	\$157,370
Employment:	10	HOURLY:	\$48.80	\$22.07	\$22.07	\$47.67	\$59.05	\$75.66
West ND Nonmetro Area		ANNUAL:	\$100,740	\$73,070	\$73,070	\$93,080	\$124,730	\$136,720
Employment:	10	HOURLY:	\$48.43	\$35.13	\$35.13	\$44.75	\$59.97	\$65.73

11-2033 Fundraising Managers**Alternate Job Title(s):** Donor Relations Manager; Foundation Director; Funding Coordinator; Fundraising Director

Plan, direct, or coordinate activities to solicit and maintain funds for special projects or nonprofit organizations.

North Dakota		ANNUAL:	\$113,860	\$63,510	\$80,780	\$91,340	\$152,760	\$191,760
Employment:	30	HOURLY:	\$54.74	\$30.54	\$38.84	\$43.91	\$73.44	\$92.19
Region 5		ANNUAL:	\$115,970	\$63,990	\$84,970	\$114,830	\$153,910	\$165,920
Employment:	10	HOURLY:	\$55.75	\$30.77	\$40.85	\$55.21	\$73.99	\$79.77
Fargo, ND-MN MetroSA		ANNUAL:	\$111,880	\$68,410	\$81,580	\$97,540	\$148,740	\$161,760
Employment:	20	HOURLY:	\$53.79	\$32.89	\$39.22	\$46.90	\$71.51	\$77.77

'N/A' indicates data or information cannot be released due to reliability, availability, or confidentiality restrictions. Since a portion of substate employment is not attributed to a region, substate areas will NOT add up to statewide totals. Rounding and the absence of suppressed data may also affect additivity.

		WAGE ESTIMATES						
		Average (Mean)	10th Percentile	25th Percentile	50th Percentile (Median)	75th Percentile	90th Percentile	
11-3012 Administrative Services Managers								
Alternate Job Title(s): Records and Information Manager; Records Management Director; University Registrar								
Plan, direct, or coordinate one or more administrative services of an organization, such as records and information management, mail distribution, and other office support services. Medical records administrators are included in Medical and Health Services Managers (11-9111). Excludes Facilities Managers (11-3013) and Purchasing Managers (11-3061).								
North Dakota		ANNUAL:	\$126,640	\$74,150	\$87,900	\$117,580	\$158,510	\$164,720
Employment:	270	HOURLY:	\$60.89	\$35.65	\$42.26	\$56.53	\$76.21	\$79.19
Region 4		ANNUAL:	\$140,790	\$87,900	\$97,600	\$131,610	\$156,590	\$171,500
Employment:	20	HOURLY:	\$67.69	\$42.26	\$46.92	\$63.27	\$75.28	\$82.45
Region 5		ANNUAL:	\$133,330	\$79,130	\$99,520	\$122,950	\$156,790	\$188,310
Employment:	90	HOURLY:	\$64.10	\$38.04	\$47.84	\$59.11	\$75.38	\$90.53
Region 7		ANNUAL:	\$128,220	\$74,150	\$94,140	\$124,050	\$158,510	\$158,520
Employment:	100	HOURLY:	\$61.65	\$35.65	\$45.26	\$59.64	\$76.21	\$76.21
Bismarck, ND MetroSA		ANNUAL:	\$129,800	\$74,150	\$96,010	\$126,090	\$158,510	\$158,510
Employment:	90	HOURLY:	\$62.41	\$35.65	\$46.16	\$60.62	\$76.21	\$76.21
Fargo, ND-MN MetroSA		ANNUAL:	\$126,730	\$75,900	\$88,600	\$118,880	\$156,790	\$173,180
Employment:	100	HOURLY:	\$60.93	\$36.49	\$42.60	\$57.15	\$75.38	\$83.26
Grand Forks, ND-MN MetroSA		ANNUAL:	\$139,030	\$82,120	\$98,690	\$131,610	\$156,590	\$171,500
Employment:	20	HOURLY:	\$66.84	\$39.48	\$47.45	\$63.27	\$75.28	\$82.45
West ND Nonmetro Area		ANNUAL:	\$114,020	\$72,110	\$79,010	\$90,810	\$160,370	\$164,220
Employment:	40	HOURLY:	\$54.82	\$34.67	\$37.98	\$43.66	\$77.10	\$78.95
East ND Nonmetro Area		ANNUAL:	\$100,810	\$60,690	\$80,530	\$87,900	\$113,360	\$153,060
Employment:	N/A	HOURLY:	\$48.47	\$29.18	\$38.72	\$42.26	\$54.50	\$73.59

'N/A' indicates data or information cannot be released due to reliability, availability, or confidentiality restrictions. Since a portion of substate employment is not attributed to a region, substate areas will NOT add up to statewide totals. Rounding and the absence of suppressed data may also affect additivity.

			WAGE ESTIMATES					
			Average (Mean)	10th Percentile	25th Percentile	50th Percentile (Median)	75th Percentile	90th Percentile
11-3013 Facilities Managers								
Alternate Job Title(s): Conference Center Manager; Director of University Housing; Stadium Manager								
Plan, direct, or coordinate operations and functionalities of facilities and buildings. May include surrounding grounds or multiple facilities of an organization's campus. Excludes Administrative Services Managers (11-3012), Property, Real Estate, and Community Association Managers (11-9141), First-Line Supervisors of Building and Grounds Cleaning and Maintenance Workers (37-1010), First-Line Supervisors of Mechanics and Repairers (49-1011), and Maintenance and Repair Workers, General (49-9071).								
North Dakota		ANNUAL:	\$85,260	\$46,800	\$59,370	\$76,330	\$98,480	\$139,650
Employment:	260	HOURLY:	\$40.99	\$22.50	\$28.55	\$36.70	\$47.35	\$67.14
Region 1		ANNUAL:	\$98,560	\$46,800	\$75,230	\$79,040	\$152,130	\$159,600
Employment:	20	HOURLY:	\$47.39	\$22.50	\$36.17	\$38.00	\$73.14	\$76.73
Region 2		ANNUAL:	\$77,700	\$46,170	\$46,200	\$71,970	\$91,660	\$142,840
Employment:	20	HOURLY:	\$37.35	\$22.20	\$22.21	\$34.60	\$44.06	\$68.67
Region 3		ANNUAL:	\$90,610	\$64,300	\$66,600	\$76,200	\$107,660	\$124,970
Employment:	20	HOURLY:	\$43.56	\$30.91	\$32.02	\$36.63	\$51.76	\$60.08
Region 4		ANNUAL:	\$92,600	\$50,100	\$63,720	\$84,410	\$114,010	\$162,600
Employment:	30	HOURLY:	\$44.52	\$24.08	\$30.64	\$40.58	\$54.81	\$78.17
Region 5		ANNUAL:	\$84,300	\$50,230	\$53,570	\$76,640	\$99,380	\$131,600
Employment:	70	HOURLY:	\$40.53	\$24.15	\$25.75	\$36.85	\$47.78	\$63.27
Region 6		ANNUAL:	\$78,390	\$46,930	\$67,360	\$71,130	\$96,620	\$115,370
Employment:	20	HOURLY:	\$37.69	\$22.56	\$32.38	\$34.19	\$46.45	\$55.47
Region 7		ANNUAL:	\$82,280	\$46,200	\$59,370	\$76,480	\$97,140	\$139,280
Employment:	70	HOURLY:	\$39.56	\$22.21	\$28.54	\$36.77	\$46.70	\$66.96
Region 8		ANNUAL:	\$76,540	\$42,350	\$46,200	\$75,950	\$82,360	\$159,600
Employment:	10	HOURLY:	\$36.80	\$20.36	\$22.21	\$36.51	\$39.60	\$76.73
Bismarck, ND MetroSA		ANNUAL:	\$86,340	\$52,930	\$66,540	\$77,750	\$99,960	\$139,280
Employment:	50	HOURLY:	\$41.51	\$25.45	\$31.99	\$37.38	\$48.06	\$66.96
Fargo, ND-MN MetroSA		ANNUAL:	\$89,290	\$53,560	\$66,460	\$80,390	\$102,380	\$136,070
Employment:	80	HOURLY:	\$42.93	\$25.75	\$31.95	\$38.65	\$49.22	\$65.42
Grand Forks, ND-MN MetroSA		ANNUAL:	\$101,660	\$52,520	\$73,780	\$86,480	\$118,850	\$162,600
Employment:	40	HOURLY:	\$48.88	\$25.25	\$35.47	\$41.58	\$57.14	\$78.17
West ND Nonmetro Area		ANNUAL:	\$81,310	\$45,800	\$46,200	\$75,230	\$91,960	\$152,150
Employment:	70	HOURLY:	\$39.09	\$22.02	\$22.21	\$36.17	\$44.21	\$73.15
East ND Nonmetro Area		ANNUAL:	\$78,830	\$48,050	\$54,990	\$71,130	\$85,010	\$117,790
Employment:	50	HOURLY:	\$37.90	\$23.10	\$26.44	\$34.20	\$40.87	\$56.63

'N/A' indicates data or information cannot be released due to reliability, availability, or confidentiality restrictions. Since a portion of substate employment is not attributed to a region, substate areas will NOT add up to statewide totals. Rounding and the absence of suppressed data may also affect additivity.

		WAGE ESTIMATES						
		Average (Mean)	10th Percentile	25th Percentile	50th Percentile (Median)	75th Percentile	90th Percentile	
11-3021 Computer and Information Systems Managers								
Alternate Job Title(s): Chief Technology Officer; Information Technology Systems Director; Management Information Systems Director								
Plan, direct, or coordinate activities in such fields as electronic data processing, information systems, systems analysis, and computer programming. Excludes Computer Occupations (15-1211 through 15-1299).								
North Dakota		ANNUAL:	\$137,220	\$92,120	\$102,950	\$132,060	\$158,400	\$187,610
Employment:	640	HOURLY:	\$65.97	\$44.29	\$49.50	\$63.49	\$76.15	\$90.20
Region 1		ANNUAL:	\$119,260	\$94,260	\$101,560	\$117,920	\$130,080	\$143,990
Employment:	10	HOURLY:	\$57.33	\$45.32	\$48.83	\$56.69	\$62.54	\$69.23
Region 2		ANNUAL:	\$119,570	\$88,730	\$96,860	\$112,440	\$138,980	\$167,590
Employment:	30	HOURLY:	\$57.49	\$42.66	\$46.57	\$54.06	\$66.82	\$80.57
Region 4		ANNUAL:	\$124,080	\$84,040	\$97,650	\$116,600	\$143,270	\$180,700
Employment:	70	HOURLY:	\$59.66	\$40.40	\$46.95	\$56.06	\$68.88	\$86.87
Region 5		ANNUAL:	\$141,680	\$95,510	\$107,660	\$136,390	\$160,630	\$198,030
Employment:	320	HOURLY:	\$68.12	\$45.92	\$51.76	\$65.57	\$77.23	\$95.20
Region 6		ANNUAL:	\$133,690	\$91,160	\$98,850	\$126,960	\$155,780	\$205,810
Employment:	20	HOURLY:	\$64.28	\$43.82	\$47.52	\$61.04	\$74.90	\$98.95
Region 7		ANNUAL:	\$139,350	\$94,540	\$107,890	\$132,300	\$162,930	\$183,590
Employment:	150	HOURLY:	\$66.99	\$45.45	\$51.87	\$63.60	\$78.33	\$88.26
Region 8		ANNUAL:	\$138,960	\$96,280	\$97,600	\$135,020	\$157,670	\$211,690
Employment:	10	HOURLY:	\$66.81	\$46.29	\$46.92	\$64.91	\$75.80	\$101.77
Bismarck, ND MetroSA		ANNUAL:	\$140,730	\$94,810	\$108,690	\$134,220	\$162,930	\$184,600
Employment:	140	HOURLY:	\$67.66	\$45.58	\$52.26	\$64.53	\$78.33	\$88.75
Fargo, ND-MN MetroSA		ANNUAL:	\$140,900	\$92,790	\$107,510	\$135,470	\$159,950	\$198,430
Employment:	340	HOURLY:	\$67.74	\$44.61	\$51.69	\$65.13	\$76.90	\$95.40
Grand Forks, ND-MN MetroSA		ANNUAL:	\$126,290	\$86,780	\$97,650	\$116,680	\$143,280	\$187,900
Employment:	80	HOURLY:	\$60.72	\$41.72	\$46.95	\$56.10	\$68.89	\$90.34
West ND Nonmetro Area		ANNUAL:	\$122,820	\$91,980	\$96,860	\$117,920	\$139,830	\$160,280
Employment:	60	HOURLY:	\$59.05	\$44.22	\$46.57	\$56.69	\$67.22	\$77.06
East ND Nonmetro Area		ANNUAL:	\$126,880	\$90,210	\$98,850	\$116,050	\$151,200	\$170,840
Employment:	50	HOURLY:	\$61.00	\$43.37	\$47.53	\$55.79	\$72.69	\$82.14

'N/A' indicates data or information cannot be released due to reliability, availability, or confidentiality restrictions. Since a portion of substate employment is not attributed to a region, substate areas will NOT add up to statewide totals. Rounding and the absence of suppressed data may also affect additivity.

		WAGE ESTIMATES						
		Average (Mean)	10th Percentile	25th Percentile	50th Percentile (Median)	75th Percentile	90th Percentile	
11-3031 Financial Managers								
Alternate Job Title(s): Bank Branch Manager; Comptroller; Financial Director								
Plan, direct, or coordinate accounting, investing, banking, insurance, securities, and other financial activities of a branch, office, or department of an establishment. Excludes Financial Risk Specialists (13-2054).								
North Dakota		ANNUAL:	\$149,720	\$80,660	\$101,030	\$127,570	\$173,200	\$236,810
Employment:	1,970	HOURLY:	\$71.98	\$38.78	\$48.57	\$61.33	\$83.27	\$113.85
Region 1		ANNUAL:	\$152,240	\$75,610	\$99,640	\$130,500	\$177,300	N/A
Employment:	100	HOURLY:	\$73.19	\$36.35	\$47.90	\$62.74	\$85.24	N/A
Region 2		ANNUAL:	\$127,220	\$64,200	\$89,160	\$115,710	\$153,360	\$211,370
Employment:	180	HOURLY:	\$61.16	\$30.86	\$42.87	\$55.63	\$73.73	\$101.62
Region 3		ANNUAL:	\$124,200	\$65,860	\$89,160	\$121,760	\$139,100	\$194,080
Employment:	60	HOURLY:	\$59.71	\$31.66	\$42.87	\$58.54	\$66.87	\$93.31
Region 4		ANNUAL:	\$145,780	\$79,390	\$102,480	\$127,190	\$165,110	N/A
Employment:	180	HOURLY:	\$70.09	\$38.17	\$49.27	\$61.15	\$79.38	N/A
Region 5		ANNUAL:	\$160,710	\$90,480	\$112,020	\$133,430	\$182,580	N/A
Employment:	790	HOURLY:	\$77.27	\$43.50	\$53.86	\$64.15	\$87.78	N/A
Region 6		ANNUAL:	\$127,880	\$57,780	\$91,860	\$115,390	\$152,010	\$218,420
Employment:	100	HOURLY:	\$61.48	\$27.78	\$44.17	\$55.48	\$73.08	\$105.01
Region 7		ANNUAL:	\$149,570	\$82,530	\$99,620	\$124,240	\$169,180	\$236,810
Employment:	420	HOURLY:	\$71.91	\$39.68	\$47.89	\$59.73	\$81.34	\$113.85
Region 8		ANNUAL:	\$132,300	\$69,880	\$89,120	\$117,130	\$163,660	\$236,810
Employment:	90	HOURLY:	\$63.61	\$33.60	\$42.85	\$56.31	\$78.68	\$113.85
Bismarck, ND MetroSA		ANNUAL:	\$152,040	\$84,570	\$101,460	\$126,080	\$169,180	N/A
Employment:	360	HOURLY:	\$73.10	\$40.66	\$48.78	\$60.61	\$81.34	N/A
Fargo, ND-MN MetroSA		ANNUAL:	\$160,600	\$89,160	\$110,150	\$133,590	\$182,580	N/A
Employment:	820	HOURLY:	\$77.21	\$42.87	\$52.96	\$64.23	\$87.78	N/A
Grand Forks, ND-MN MetroSA		ANNUAL:	\$144,870	\$84,260	\$106,460	\$126,570	\$163,550	\$234,890
Employment:	190	HOURLY:	\$69.65	\$40.51	\$51.18	\$60.85	\$78.63	\$112.93
West ND Nonmetro Area		ANNUAL:	\$135,010	\$69,880	\$91,740	\$117,620	\$167,160	\$227,250
Employment:	420	HOURLY:	\$64.91	\$33.60	\$44.10	\$56.55	\$80.37	\$109.26
East ND Nonmetro Area		ANNUAL:	\$125,510	\$64,120	\$91,860	\$115,560	\$139,100	\$206,540
Employment:	240	HOURLY:	\$60.34	\$30.83	\$44.17	\$55.56	\$66.88	\$99.30

'N/A' indicates data or information cannot be released due to reliability, availability, or confidentiality restrictions. Since a portion of substate employment is not attributed to a region, substate areas will NOT add up to statewide totals. Rounding and the absence of suppressed data may also affect additivity.

			WAGE ESTIMATES					
			Average (Mean)	10th Percentile	25th Percentile	50th Percentile (Median)	75th Percentile	90th Percentile
11-3051 Industrial Production Managers								
Alternate Job Title(s): Manufacturing Director; Plant Manager; Production Control Manager								
Plan, direct, or coordinate the work activities and resources necessary for manufacturing products in accordance with cost, quality, and quantity specifications.								
North Dakota		ANNUAL:	\$130,630	\$77,440	\$94,400	\$121,310	\$152,200	\$189,300
Employment:	360	HOURLY:	\$62.81	\$37.23	\$45.39	\$58.32	\$73.18	\$91.01
Region 1		ANNUAL:	\$173,250	\$102,310	\$114,750	\$159,840	\$204,130	N/A
Employment:	30	HOURLY:	\$83.29	\$49.19	\$55.17	\$76.84	\$98.14	N/A
Region 2		ANNUAL:	\$126,240	\$77,610	\$91,380	\$95,510	\$152,090	\$179,170
Employment:	20	HOURLY:	\$60.69	\$37.31	\$43.93	\$45.92	\$73.12	\$86.14
Region 4		ANNUAL:	\$124,980	\$76,920	\$96,830	\$112,160	\$134,410	\$182,230
Employment:	50	HOURLY:	\$60.09	\$36.98	\$46.55	\$53.92	\$64.62	\$87.61
Region 5		ANNUAL:	\$122,850	\$75,970	\$95,800	\$120,610	\$138,520	\$171,470
Employment:	160	HOURLY:	\$59.06	\$36.52	\$46.06	\$57.99	\$66.60	\$82.44
Region 6		ANNUAL:	\$119,010	\$64,150	\$82,300	\$109,840	\$142,330	\$172,830
Employment:	20	HOURLY:	\$57.22	\$30.84	\$39.57	\$52.81	\$68.43	\$83.09
Region 7		ANNUAL:	\$150,790	\$86,390	\$108,450	\$136,200	\$168,260	\$235,840
Employment:	50	HOURLY:	\$72.49	\$41.53	\$52.14	\$65.48	\$80.89	\$113.38
Region 8		ANNUAL:	\$130,500	\$79,480	\$85,580	\$98,130	\$159,430	\$213,530
Employment:	10	HOURLY:	\$62.74	\$38.21	\$41.14	\$47.18	\$76.65	\$102.66
Bismarck, ND MetroSA		ANNUAL:	\$151,190	\$86,390	\$87,380	\$135,040	\$167,410	N/A
Employment:	30	HOURLY:	\$72.69	\$41.53	\$42.01	\$64.93	\$80.49	N/A
Fargo, ND-MN MetroSA		ANNUAL:	\$120,360	\$72,560	\$84,120	\$116,060	\$136,920	\$172,470
Employment:	130	HOURLY:	\$57.87	\$34.89	\$40.44	\$55.80	\$65.83	\$82.92
Grand Forks, ND-MN MetroSA		ANNUAL:	\$126,910	\$71,170	\$90,290	\$115,390	\$140,900	\$199,650
Employment:	50	HOURLY:	\$61.02	\$34.22	\$43.41	\$55.48	\$67.74	\$95.99
West ND Nonmetro Area		ANNUAL:	\$150,090	\$89,020	\$98,130	\$134,500	\$178,790	\$212,700
Employment:	80	HOURLY:	\$72.16	\$42.80	\$47.18	\$64.67	\$85.96	\$102.26
East ND Nonmetro Area		ANNUAL:	\$118,550	\$78,780	\$86,500	\$109,840	\$135,620	\$171,480
Employment:	90	HOURLY:	\$57.00	\$37.88	\$41.59	\$52.81	\$65.20	\$82.44

11-3061 Purchasing Managers**Alternate Job Title(s):** Contracting Manager; Procurement Manager; Purchasing Director

Plan, direct, or coordinate the activities of buyers, purchasing officers, and related workers involved in purchasing materials, products, and services. Includes wholesale or retail trade merchandising managers and procurement managers.

North Dakota		ANNUAL:	\$137,380	\$89,160	\$107,040	\$134,400	\$158,540	\$177,960
Employment:	40	HOURLY:	\$66.05	\$42.87	\$51.46	\$64.61	\$76.22	\$85.56
Region 5		ANNUAL:	\$131,300	\$89,160	\$101,250	\$130,170	\$155,490	\$177,970
Employment:	20	HOURLY:	\$63.13	\$42.87	\$48.68	\$62.58	\$74.75	\$85.56
Fargo, ND-MN MetroSA		ANNUAL:	\$128,720	\$76,720	\$96,680	\$130,170	\$155,490	\$177,960
Employment:	30	HOURLY:	\$61.88	\$36.88	\$46.48	\$62.58	\$74.76	\$85.56

'N/A' indicates data or information cannot be released due to reliability, availability, or confidentiality restrictions. Since a portion of substate employment is not attributed to a region, substate areas will NOT add up to statewide totals. Rounding and the absence of suppressed data may also affect additivity.

			WAGE ESTIMATES					
			Average (Mean)	10th Percentile	25th Percentile	50th Percentile (Median)	75th Percentile	90th Percentile
11-3071 Transportation, Storage, and Distribution Managers								
Alternate Job Title(s): Distribution Center Manager; Traffic Safety Administrator; Warehouse Manager								
Plan, direct, or coordinate transportation, storage, or distribution activities in accordance with organizational policies and applicable government laws or regulations. Includes logistics managers.								
North Dakota		ANNUAL:	\$102,200	\$60,320	\$76,050	\$99,000	\$127,540	\$146,300
Employment:	270	HOURLY:	\$49.14	\$29.00	\$36.56	\$47.59	\$61.32	\$70.34
Region 2		ANNUAL:	\$90,890	\$59,630	\$76,050	\$97,410	\$99,180	\$127,540
Employment:	30	HOURLY:	\$43.70	\$28.67	\$36.56	\$46.83	\$47.68	\$61.32
Region 4		ANNUAL:	\$97,510	\$59,650	\$76,050	\$97,090	\$118,250	\$126,560
Employment:	30	HOURLY:	\$46.88	\$28.68	\$36.56	\$46.68	\$56.85	\$60.85
Region 5		ANNUAL:	\$101,980	\$60,840	\$79,000	\$99,920	\$126,040	\$145,110
Employment:	120	HOURLY:	\$49.03	\$29.25	\$37.98	\$48.04	\$60.60	\$69.76
Region 7		ANNUAL:	\$99,850	\$62,180	\$76,050	\$92,840	\$110,510	\$142,910
Employment:	30	HOURLY:	\$48.00	\$29.89	\$36.56	\$44.64	\$53.13	\$68.70
Bismarck, ND MetroSA		ANNUAL:	\$103,680	\$62,180	\$90,850	\$94,490	\$118,410	\$142,910
Employment:	30	HOURLY:	\$49.84	\$29.89	\$43.68	\$45.43	\$56.93	\$68.71
Fargo, ND-MN MetroSA		ANNUAL:	\$101,760	\$60,830	\$78,990	\$99,920	\$126,040	\$144,250
Employment:	120	HOURLY:	\$48.93	\$29.25	\$37.98	\$48.04	\$60.60	\$69.35
Grand Forks, ND-MN MetroSA		ANNUAL:	\$104,580	\$59,650	\$86,310	\$104,640	\$118,250	\$158,200
Employment:	30	HOURLY:	\$50.28	\$28.68	\$41.50	\$50.31	\$56.85	\$76.06
West ND Nonmetro Area		ANNUAL:	\$106,460	\$60,320	\$76,050	\$99,170	\$137,570	\$152,660
Employment:	60	HOURLY:	\$51.18	\$29.00	\$36.56	\$47.68	\$66.14	\$73.39

'N/A' indicates data or information cannot be released due to reliability, availability, or confidentiality restrictions. Since a portion of substate employment is not attributed to a region, substate areas will NOT add up to statewide totals. Rounding and the absence of suppressed data may also affect additivity.

		WAGE ESTIMATES						
		Average (Mean)	10th Percentile	25th Percentile	50th Percentile (Median)	75th Percentile	90th Percentile	
11-3121 Human Resources Managers								
Alternate Job Title(s): Job Analysis Manager; Labor Relations Director; Personnel Manager; Position Description Manager								
Plan, direct, or coordinate human resources activities and staff of an organization. Excludes managers who primarily focus on compensation and benefits (11-3111) and training and development (11-3131).								
North Dakota		ANNUAL:	\$135,590	\$85,600	\$104,000	\$119,010	\$146,140	\$203,000
Employment:	230	HOURLY:	\$65.19	\$41.15	\$50.00	\$57.22	\$70.26	\$97.60
Region 2		ANNUAL:	\$120,570	\$78,830	\$91,140	\$106,260	\$128,710	\$134,760
Employment:	10	HOURLY:	\$57.97	\$37.90	\$43.82	\$51.09	\$61.88	\$64.79
Region 4		ANNUAL:	\$118,350	\$66,540	\$91,060	\$117,830	\$137,280	\$154,030
Employment:	20	HOURLY:	\$56.90	\$31.99	\$43.78	\$56.65	\$66.00	\$74.05
Region 5		ANNUAL:	\$139,250	\$99,000	\$106,860	\$121,300	\$151,080	\$203,140
Employment:	100	HOURLY:	\$66.94	\$47.60	\$51.37	\$58.32	\$72.63	\$97.66
Region 7		ANNUAL:	\$146,340	\$84,990	\$102,210	\$122,990	\$159,360	\$211,990
Employment:	60	HOURLY:	\$70.36	\$40.86	\$49.14	\$59.13	\$76.61	\$101.92
Bismarck, ND MetroSA		ANNUAL:	\$146,240	\$84,990	\$99,860	\$122,990	\$158,130	\$211,990
Employment:	50	HOURLY:	\$70.31	\$40.86	\$48.01	\$59.13	\$76.02	\$101.92
Fargo, ND-MN MetroSA		ANNUAL:	\$137,760	\$99,000	\$106,860	\$121,520	\$149,990	\$204,980
Employment:	110	HOURLY:	\$66.23	\$47.60	\$51.37	\$58.42	\$72.11	\$98.55
Grand Forks, ND-MN MetroSA		ANNUAL:	\$119,430	\$76,700	\$91,060	\$113,890	\$140,980	\$155,280
Employment:	30	HOURLY:	\$57.42	\$36.87	\$43.78	\$54.75	\$67.78	\$74.66
West ND Nonmetro Area		ANNUAL:	\$128,480	\$78,830	\$91,500	\$106,580	\$130,480	\$200,730
Employment:	40	HOURLY:	\$61.77	\$37.90	\$43.99	\$51.24	\$62.73	\$96.51
East ND Nonmetro Area		ANNUAL:	\$120,280	\$87,400	\$107,420	\$116,240	\$134,760	\$140,930
Employment:	20	HOURLY:	\$57.83	\$42.02	\$51.65	\$55.89	\$64.79	\$67.75

11-3131 Training and Development Managers**Alternate Job Title(s):** E-Learning Manager; Employee Development Director; Labor Training Manager

Plan, direct, or coordinate the training and development activities and staff of an organization.

North Dakota		ANNUAL:	\$102,240	\$71,340	\$85,840	\$97,240	\$118,300	\$138,070
Employment:	60	HOURLY:	\$49.15	\$34.30	\$41.27	\$46.75	\$56.88	\$66.38
Region 5		ANNUAL:	\$113,580	\$68,520	\$87,570	\$111,030	\$138,080	\$155,750
Employment:	30	HOURLY:	\$54.61	\$32.94	\$42.10	\$53.38	\$66.38	\$74.88
Region 7		ANNUAL:	\$102,890	\$69,500	\$87,590	\$99,470	\$114,400	\$132,490
Employment:	10	HOURLY:	\$49.46	\$33.42	\$42.11	\$47.82	\$55.00	\$63.70
Fargo, ND-MN MetroSA		ANNUAL:	\$112,000	\$68,520	\$87,570	\$97,240	\$138,070	\$155,750
Employment:	30	HOURLY:	\$53.85	\$32.94	\$42.10	\$46.75	\$66.38	\$74.88
West ND Nonmetro Area		ANNUAL:	\$93,470	\$71,640	\$82,750	\$93,050	\$99,170	\$133,340
Employment:	10	HOURLY:	\$44.94	\$34.44	\$39.79	\$44.74	\$47.68	\$64.11

'N/A' indicates data or information cannot be released due to reliability, availability, or confidentiality restrictions. Since a portion of substate employment is not attributed to a region, substate areas will NOT add up to statewide totals. Rounding and the absence of suppressed data may also affect additivity.

			WAGE ESTIMATES					
			Average (Mean)	10th Percentile	25th Percentile	50th Percentile (Median)	75th Percentile	90th Percentile
11-9013 Farmers, Ranchers, and Other Agricultural Managers								
Alternate Job Title(s): Animal Husbandry Manager; Dairy Farm Manager; Fish Hatchery Manager; Orchard Manager								
Plan, direct, or coordinate the management or operation of farms, ranches, greenhouses, aquacultural operations, nurseries, timber tracts, or other agricultural establishments. May hire, train, and supervise farm workers or contract for services to carry out the day-to-day activities of the managed operation. May engage in or supervise planting, cultivating, harvesting, and financial and marketing activities. Excludes First-Line Supervisors of Farming, Fishing, and Forestry Workers (45-1011).								
North Dakota		ANNUAL:	\$80,490	\$60,210	\$60,210	\$83,680	\$97,150	\$98,950
Employment:	10	HOURLY:	\$38.70	\$28.95	\$28.95	\$40.23	\$46.71	\$47.57
Fargo, ND-MN MetroSA		ANNUAL:	\$89,350	\$80,060	\$80,060	\$83,680	\$91,830	\$122,800
Employment:	10	HOURLY:	\$42.96	\$38.49	\$38.49	\$40.23	\$44.15	\$59.04

11-9021 Construction Managers**Alternate Job Title(s):** Construction Coordinator; Construction Superintendent; General Contractor

Plan, direct, or coordinate, usually through subordinate supervisory personnel, activities concerned with the construction and maintenance of structures, facilities, and systems. Participate in the conceptual development of a construction project and oversee its organization, scheduling, budgeting, and implementation. Includes managers in specialized construction fields, such as carpentry or plumbing.

North Dakota		ANNUAL:	\$110,720	\$59,910	\$76,520	\$99,020	\$137,880	\$177,230
Employment:	950	HOURLY:	\$53.23	\$28.80	\$36.79	\$47.61	\$66.29	\$85.21
Region 1		ANNUAL:	\$136,750	\$75,980	\$93,560	\$123,990	\$171,960	\$200,280
Employment:	170	HOURLY:	\$65.74	\$36.53	\$44.98	\$59.61	\$82.67	\$96.29
Region 2		ANNUAL:	\$110,770	\$58,650	\$75,980	\$100,400	\$139,000	\$171,960
Employment:	90	HOURLY:	\$53.25	\$28.20	\$36.53	\$48.27	\$66.83	\$82.67
Region 4		ANNUAL:	\$106,400	\$58,070	\$79,220	\$99,170	\$126,210	\$176,880
Employment:	90	HOURLY:	\$51.15	\$27.92	\$38.09	\$47.68	\$60.68	\$85.04
Region 5		ANNUAL:	\$101,340	\$52,000	\$75,670	\$93,800	\$118,610	\$164,810
Employment:	300	HOURLY:	\$48.72	\$25.00	\$36.38	\$45.10	\$57.02	\$79.24
Region 6		ANNUAL:	\$99,230	\$52,000	\$76,520	\$95,490	\$107,840	\$148,630
Employment:	40	HOURLY:	\$47.71	\$25.00	\$36.79	\$45.91	\$51.85	\$71.46
Region 7		ANNUAL:	\$101,860	\$51,860	\$76,340	\$93,850	\$118,200	\$158,550
Employment:	140	HOURLY:	\$48.97	\$24.93	\$36.70	\$45.12	\$56.83	\$76.23
Region 8		ANNUAL:	\$122,340	\$72,990	\$79,040	\$102,530	\$171,960	\$199,970
Employment:	80	HOURLY:	\$58.82	\$35.09	\$38.00	\$49.29	\$82.67	\$96.14
Bismarck, ND MetroSA		ANNUAL:	\$101,090	\$51,400	\$75,640	\$92,230	\$117,490	\$157,570
Employment:	130	HOURLY:	\$48.60	\$24.71	\$36.36	\$44.34	\$56.48	\$75.76
Fargo, ND-MN MetroSA		ANNUAL:	\$101,410	\$54,720	\$75,670	\$94,640	\$118,610	\$162,260
Employment:	320	HOURLY:	\$48.75	\$26.31	\$36.38	\$45.50	\$57.02	\$78.01
Grand Forks, ND-MN MetroSA		ANNUAL:	\$111,460	\$64,270	\$82,160	\$100,290	\$135,000	\$176,870
Employment:	90	HOURLY:	\$53.59	\$30.90	\$39.50	\$48.22	\$64.90	\$85.04
West ND Nonmetro Area		ANNUAL:	\$125,840	\$75,840	\$79,590	\$104,890	\$166,810	\$199,990
Employment:	360	HOURLY:	\$60.50	\$36.46	\$38.26	\$50.43	\$80.20	\$96.15
East ND Nonmetro Area		ANNUAL:	\$96,470	\$52,000	\$76,080	\$91,330	\$102,430	\$139,560
Employment:	90	HOURLY:	\$46.38	\$25.00	\$36.58	\$43.91	\$49.24	\$67.10

'N/A' indicates data or information cannot be released due to reliability, availability, or confidentiality restrictions. Since a portion of substate employment is not attributed to a region, substate areas will NOT add up to statewide totals. Rounding and the absence of suppressed data may also affect additivity.

			WAGE ESTIMATES					
			Average (Mean)	10th Percentile	25th Percentile	50th Percentile (Median)	75th Percentile	90th Percentile
11-9031 Education and Childcare Administrators, Preschool and Daycare								
Alternate Job Title(s): Childcare Center Administrator; Head Start Director; Preschool Director								
Plan, direct, or coordinate academic or nonacademic activities of preschools or childcare centers and programs, including before- and after-school care. Excludes Preschool Teachers, Except Special Education (25-2011) and Childcare Workers (39-9011).								
Region 2		ANNUAL:	\$52,110	\$35,530	\$42,480	\$45,360	\$60,050	\$79,790
Employment:	20	HOURLY:	\$25.05	\$17.08	\$20.43	\$21.81	\$28.87	\$38.36
Region 3		ANNUAL:	\$52,570	\$35,360	\$43,930	\$45,650	\$61,340	\$78,440
Employment:	10	HOURLY:	\$25.28	\$17.00	\$21.12	\$21.95	\$29.49	\$37.71
Region 4		ANNUAL:	\$98,250	\$44,370	\$55,600	\$107,990	\$136,230	\$136,230
Employment:	70	HOURLY:	\$47.24	\$21.33	\$26.73	\$51.92	\$65.49	\$65.49
Region 5		ANNUAL:	\$60,100	\$36,650	\$46,020	\$60,340	\$66,100	\$79,290
Employment:	70	HOURLY:	\$28.90	\$17.62	\$22.12	\$29.01	\$31.78	\$38.12
Region 6		ANNUAL:	\$47,200	\$35,360	\$44,230	\$45,260	\$50,170	\$61,990
Employment:	20	HOURLY:	\$22.69	\$17.00	\$21.27	\$21.76	\$24.12	\$29.80
Region 7		ANNUAL:	\$77,600	\$41,460	\$44,830	\$64,700	\$107,350	\$136,150
Employment:	60	HOURLY:	\$37.31	\$19.93	\$21.55	\$31.10	\$51.61	\$65.45
Fargo, ND-MN MetroSA		ANNUAL:	\$62,710	\$41,770	\$48,340	\$60,610	\$78,000	\$79,880
Employment:	70	HOURLY:	\$30.15	\$20.08	\$23.24	\$29.14	\$37.50	\$38.40
West ND Nonmetro Area		ANNUAL:	\$53,500	\$35,520	\$41,950	\$45,260	\$61,950	\$80,240
Employment:	40	HOURLY:	\$25.72	\$17.08	\$20.17	\$21.76	\$29.79	\$38.58
East ND Nonmetro Area		ANNUAL:	\$48,540	\$35,360	\$43,840	\$45,570	\$50,170	\$63,730
Employment:	60	HOURLY:	\$23.34	\$17.00	\$21.08	\$21.91	\$24.12	\$30.64

'N/A' indicates data or information cannot be released due to reliability, availability, or confidentiality restrictions. Since a portion of substate employment is not attributed to a region, substate areas will NOT add up to statewide totals. Rounding and the absence of suppressed data may also affect additivity.

		WAGE ESTIMATES						
		Average (Mean)	10th Percentile	25th Percentile	50th Percentile (Median)	75th Percentile	90th Percentile	
11-9032 Education Administrators, Kindergarten through Secondary								
Alternate Job Title(s): Elementary School Principal; High School Principal; Middle School Principal								
Plan, direct, or coordinate the academic, administrative, or auxiliary activities of kindergarten, elementary, or secondary schools.								
North Dakota		ANNUAL:	\$109,260	\$79,620	\$83,820	\$106,140	\$131,270	\$139,810
Employment:	790	HOURLY:	N/A	N/A	N/A	N/A	N/A	N/A
Region 1		ANNUAL:	\$112,410	\$76,100	\$95,880	\$115,510	\$128,680	\$130,730
Employment:	60	HOURLY:	N/A	N/A	N/A	N/A	N/A	N/A
Region 2		ANNUAL:	\$112,660	\$81,700	\$89,230	\$110,060	\$137,630	\$137,630
Employment:	110	HOURLY:	N/A	N/A	N/A	N/A	N/A	N/A
Region 3		ANNUAL:	\$101,150	\$80,170	\$83,250	\$100,520	\$106,570	\$127,940
Employment:	70	HOURLY:	N/A	N/A	N/A	N/A	N/A	N/A
Region 4		ANNUAL:	\$106,200	\$80,170	\$81,960	\$101,380	\$125,260	\$136,770
Employment:	60	HOURLY:	N/A	N/A	N/A	N/A	N/A	N/A
Region 5		ANNUAL:	\$115,750	\$81,960	\$91,790	\$111,320	\$139,810	\$139,810
Employment:	180	HOURLY:	N/A	N/A	N/A	N/A	N/A	N/A
Region 6		ANNUAL:	\$95,300	\$48,640	\$80,870	\$98,460	\$125,540	\$127,070
Employment:	90	HOURLY:	N/A	N/A	N/A	N/A	N/A	N/A
Region 7		ANNUAL:	\$109,560	\$66,020	\$83,150	\$104,400	\$136,960	\$148,320
Employment:	160	HOURLY:	N/A	N/A	N/A	N/A	N/A	N/A
Region 8		ANNUAL:	\$112,400	\$78,690	\$91,850	\$104,920	\$132,370	\$153,260
Employment:	60	HOURLY:	N/A	N/A	N/A	N/A	N/A	N/A
Bismarck, ND MetroSA		ANNUAL:	\$112,250	\$65,580	\$83,160	\$106,790	\$136,960	\$166,760
Employment:	110	HOURLY:	N/A	N/A	N/A	N/A	N/A	N/A
Fargo, ND-MN MetroSA		ANNUAL:	\$120,530	\$84,330	\$105,060	\$116,170	\$139,810	\$139,810
Employment:	170	HOURLY:	N/A	N/A	N/A	N/A	N/A	N/A
Grand Forks, ND-MN MetroSA		ANNUAL:	\$106,000	\$78,280	\$84,680	\$101,130	\$126,280	\$136,770
Employment:	60	HOURLY:	N/A	N/A	N/A	N/A	N/A	N/A
West ND Nonmetro Area		ANNUAL:	\$110,960	\$80,750	\$85,940	\$106,140	\$130,550	\$145,390
Employment:	270	HOURLY:	N/A	N/A	N/A	N/A	N/A	N/A
East ND Nonmetro Area		ANNUAL:	\$98,600	\$77,580	\$81,810	\$98,460	\$113,810	\$127,940
Employment:	250	HOURLY:	N/A	N/A	N/A	N/A	N/A	N/A

'N/A' indicates data or information cannot be released due to reliability, availability, or confidentiality restrictions. Since a portion of substate employment is not attributed to a region, substate areas will NOT add up to statewide totals. Rounding and the absence of suppressed data may also affect additivity.

		WAGE ESTIMATES						
		Average (Mean)	10th Percentile	25th Percentile	50th Percentile (Median)	75th Percentile	90th Percentile	
11-9033 Education Administrators, Postsecondary								
Alternate Job Title(s): Director of Student Services; Provost; University Dean; University Department Chair								
Plan, direct, or coordinate student instruction, administration, and services, as well as other research and educational activities, at postsecondary institutions, including universities, colleges, and junior and community colleges.								
North Dakota		ANNUAL:	\$127,480	\$63,630	\$80,940	\$104,660	\$140,490	\$234,270
Employment:	650	HOURLY:	\$61.29	\$30.59	\$38.91	\$50.32	\$67.54	\$112.63
Region 5		ANNUAL:	\$135,580	\$63,880	\$81,680	\$116,550	\$167,670	\$220,240
Employment:	170	HOURLY:	\$65.18	\$30.71	\$39.27	\$56.03	\$80.61	\$105.89
Region 7		ANNUAL:	\$118,020	\$61,920	\$79,870	\$105,740	\$140,490	\$179,220
Employment:	N/A	HOURLY:	\$56.74	\$29.77	\$38.40	\$50.84	\$67.54	\$86.17
Bismarck, ND MetroSA		ANNUAL:	\$118,020	\$61,920	\$79,870	\$105,740	\$140,490	\$179,220
Employment:	N/A	HOURLY:	\$56.74	\$29.77	\$38.40	\$50.84	\$67.54	\$86.17
Fargo, ND-MN MetroSA		ANNUAL:	\$126,990	\$63,880	\$81,680	\$105,310	\$167,670	\$220,240
Employment:	210	HOURLY:	\$61.05	\$30.71	\$39.27	\$50.63	\$80.61	\$105.89
Grand Forks, ND-MN MetroSA		ANNUAL:	\$141,280	\$63,900	\$82,450	\$104,660	\$172,880	N/A
Employment:	240	HOURLY:	\$67.93	\$30.72	\$39.64	\$50.32	\$83.12	N/A
West ND Nonmetro Area		ANNUAL:	\$92,890	\$50,080	\$64,320	\$80,940	\$115,530	\$138,180
Employment:	60	HOURLY:	\$44.66	\$24.08	\$30.92	\$38.91	\$55.54	\$66.43
East ND Nonmetro Area		ANNUAL:	\$101,840	\$50,570	\$76,010	\$81,530	\$124,910	\$164,480
Employment:	80	HOURLY:	\$48.96	\$24.31	\$36.54	\$39.20	\$60.05	\$79.08

11-9039 Education Administrators, All Other

Alternate Job Title(s): N/A

All education administrators not listed separately.

North Dakota		ANNUAL:	\$82,020	\$51,190	\$65,850	\$82,930	\$92,400	\$109,800
Employment:	180	HOURLY:	\$39.44	\$24.61	\$31.66	\$39.87	\$44.42	\$52.79
Region 3		ANNUAL:	\$84,270	\$66,410	\$74,980	\$84,370	\$89,020	\$94,290
Employment:	60	HOURLY:	\$40.51	\$31.93	\$36.05	\$40.56	\$42.80	\$45.33
Region 5		ANNUAL:	\$75,090	\$50,870	\$53,450	\$58,980	\$92,680	\$103,910
Employment:	40	HOURLY:	\$36.10	\$24.45	\$25.70	\$28.35	\$44.56	\$49.96
Region 7		ANNUAL:	\$81,130	\$57,510	\$67,310	\$74,400	\$89,770	\$116,310
Employment:	40	HOURLY:	\$39.00	\$27.65	\$32.36	\$35.77	\$43.16	\$55.92
Bismarck, ND MetroSA		ANNUAL:	\$80,780	\$57,510	\$67,310	\$72,740	\$89,650	\$116,310
Employment:	40	HOURLY:	\$38.84	\$27.65	\$32.36	\$34.97	\$43.10	\$55.92
Fargo, ND-MN MetroSA		ANNUAL:	\$78,590	\$50,870	\$54,720	\$73,590	\$97,720	\$120,370
Employment:	50	HOURLY:	\$37.78	\$24.46	\$26.31	\$35.38	\$46.98	\$57.87
Grand Forks, ND-MN MetroSA		ANNUAL:	\$96,930	\$57,820	\$79,390	\$93,360	\$126,920	\$127,650
Employment:	20	HOURLY:	\$46.60	\$27.80	\$38.17	\$44.88	\$61.02	\$61.37
West ND Nonmetro Area		ANNUAL:	\$81,000	\$51,080	\$51,080	\$85,570	\$101,770	\$112,420
Employment:	20	HOURLY:	\$38.94	\$24.56	\$24.56	\$41.14	\$48.93	\$54.05
East ND Nonmetro Area		ANNUAL:	\$85,470	\$64,210	\$74,280	\$84,780	\$89,770	\$101,440
Employment:	70	HOURLY:	\$41.09	\$30.87	\$35.71	\$40.76	\$43.16	\$48.77

'N/A' indicates data or information cannot be released due to reliability, availability, or confidentiality restrictions. Since a portion of substate employment is not attributed to a region, substate areas will NOT add up to statewide totals. Rounding and the absence of suppressed data may also affect additivity.

		WAGE ESTIMATES						
		Average (Mean)	10th Percentile	25th Percentile	50th Percentile (Median)	75th Percentile	90th Percentile	
11-9041 Architectural and Engineering Managers								
Alternate Job Title(s): Engineering Design Manager; Global Engineering Manager; Mechanical Engineering Director								
Plan, direct, or coordinate activities in such fields as architecture and engineering or research and development in these fields. Excludes Natural Sciences Managers (11-9121).								
North Dakota		ANNUAL:	\$148,720	\$102,610	\$122,120	\$139,230	\$172,810	\$202,550
Employment:	310	HOURLY:	\$71.50	\$49.33	\$58.71	\$66.94	\$83.08	\$97.38
Region 1		ANNUAL:	\$195,190	\$124,410	\$147,000	\$176,730	N/A	N/A
Employment:	20	HOURLY:	\$93.84	\$59.81	\$70.67	\$84.97	N/A	N/A
Region 4		ANNUAL:	\$144,090	\$101,320	\$103,560	\$151,620	\$164,250	\$187,250
Employment:	40	HOURLY:	\$69.27	\$48.71	\$49.79	\$72.89	\$78.97	\$90.02
Region 5		ANNUAL:	\$143,750	\$105,080	\$119,300	\$137,980	\$162,290	\$187,920
Employment:	120	HOURLY:	\$69.11	\$50.52	\$57.36	\$66.34	\$78.02	\$90.35
Region 7		ANNUAL:	\$147,660	\$101,750	\$129,130	\$139,230	\$169,410	\$204,030
Employment:	110	HOURLY:	\$70.99	\$48.92	\$62.08	\$66.94	\$81.45	\$98.09
Bismarck, ND MetroSA		ANNUAL:	\$146,400	\$101,750	\$122,170	\$139,230	\$169,410	\$197,600
Employment:	100	HOURLY:	\$70.38	\$48.92	\$58.74	\$66.94	\$81.45	\$95.00
Fargo, ND-MN MetroSA		ANNUAL:	\$143,370	\$104,900	\$114,460	\$137,360	\$163,490	\$195,240
Employment:	100	HOURLY:	\$68.93	\$50.43	\$55.03	\$66.04	\$78.60	\$93.86
Grand Forks, ND-MN MetroSA		ANNUAL:	\$144,060	\$101,320	\$104,430	\$151,620	\$163,780	\$187,250
Employment:	30	HOURLY:	\$69.26	\$48.71	\$50.21	\$72.89	\$78.74	\$90.02
West ND Nonmetro Area		ANNUAL:	\$180,820	\$112,240	\$136,390	\$176,720	\$218,540	N/A
Employment:	40	HOURLY:	\$86.93	\$53.96	\$65.57	\$84.96	\$105.07	N/A
East ND Nonmetro Area		ANNUAL:	\$136,320	\$102,190	\$109,570	\$137,980	\$157,450	\$177,240
Employment:	40	HOURLY:	\$65.54	\$49.13	\$52.68	\$66.34	\$75.70	\$85.21

'N/A' indicates data or information cannot be released due to reliability, availability, or confidentiality restrictions. Since a portion of substate employment is not attributed to a region, substate areas will NOT add up to statewide totals. Rounding and the absence of suppressed data may also affect additivity.

		WAGE ESTIMATES						
		Average (Mean)	10th Percentile	25th Percentile	50th Percentile (Median)	75th Percentile	90th Percentile	
11-9051 Food Service Managers								
Alternate Job Title(s): Banquet Director; Food Service Director; Tavern Operator								
Plan, direct, or coordinate activities of an organization or department that serves food and beverages. Excludes Chefs and Head Cooks (35-1011).								
North Dakota		ANNUAL:	\$66,130	\$42,210	\$48,750	\$61,750	\$74,050	\$96,050
Employment:	860	HOURLY:	\$31.79	\$20.29	\$23.44	\$29.69	\$35.60	\$46.18
Region 1		ANNUAL:	\$71,720	\$48,030	\$51,860	\$63,430	\$81,110	\$106,080
Employment:	50	HOURLY:	\$34.48	\$23.09	\$24.93	\$30.49	\$38.99	\$51.00
Region 2		ANNUAL:	\$70,570	\$48,030	\$50,160	\$63,250	\$85,110	\$101,820
Employment:	100	HOURLY:	\$33.93	\$23.09	\$24.11	\$30.41	\$40.92	\$48.95
Region 4		ANNUAL:	\$65,290	\$41,040	\$48,050	\$60,780	\$74,580	\$91,140
Employment:	110	HOURLY:	\$31.39	\$19.73	\$23.10	\$29.22	\$35.86	\$43.82
Region 5		ANNUAL:	\$63,690	\$40,560	\$48,500	\$62,010	\$73,770	\$95,650
Employment:	310	HOURLY:	\$30.62	\$19.50	\$23.32	\$29.81	\$35.46	\$45.99
Region 6		ANNUAL:	\$64,880	\$41,910	\$48,770	\$58,460	\$75,160	\$95,300
Employment:	40	HOURLY:	\$31.19	\$20.15	\$23.44	\$28.11	\$36.13	\$45.82
Region 7		ANNUAL:	\$65,220	\$44,580	\$48,580	\$61,540	\$73,430	\$89,950
Employment:	170	HOURLY:	\$31.36	\$21.43	\$23.35	\$29.59	\$35.30	\$43.25
Region 8		ANNUAL:	\$69,220	\$48,030	\$49,650	\$61,130	\$75,260	\$102,090
Employment:	50	HOURLY:	\$33.28	\$23.09	\$23.87	\$29.39	\$36.18	\$49.08
Bismarck, ND MetroSA		ANNUAL:	\$64,680	\$44,560	\$48,580	\$61,540	\$73,010	\$88,080
Employment:	160	HOURLY:	\$31.10	\$21.42	\$23.35	\$29.59	\$35.10	\$42.35
Fargo, ND-MN MetroSA		ANNUAL:	\$63,740	\$40,560	\$48,500	\$62,080	\$73,770	\$94,970
Employment:	300	HOURLY:	\$30.64	\$19.50	\$23.32	\$29.85	\$35.47	\$45.66
Grand Forks, ND-MN MetroSA		ANNUAL:	\$65,580	\$41,040	\$48,050	\$60,780	\$77,090	\$91,140
Employment:	110	HOURLY:	\$31.53	\$19.73	\$23.10	\$29.22	\$37.06	\$43.82
West ND Nonmetro Area		ANNUAL:	\$70,700	\$48,030	\$50,160	\$63,250	\$81,110	\$102,090
Employment:	200	HOURLY:	\$33.99	\$23.09	\$24.11	\$30.41	\$39.00	\$49.08
East ND Nonmetro Area		ANNUAL:	\$67,560	\$41,900	\$48,770	\$61,370	\$75,150	\$107,760
Employment:	90	HOURLY:	\$32.48	\$20.15	\$23.45	\$29.51	\$36.13	\$51.81

11-9071 Gambling Managers**Alternate Job Title(s):** Casino Manager; Slot Operations Director; Table Games Manager

Plan, direct, or coordinate gambling operations in a casino. May formulate house rules.

North Dakota		ANNUAL:	\$128,970	\$56,360	\$72,760	\$128,610	\$183,580	\$183,650
Employment:	20	HOURLY:	\$62.00	\$27.09	\$34.98	\$61.83	\$88.26	\$88.29

11-9072 Entertainment and Recreation Managers, Except Gambling**Alternate Job Title(s):** Amusement Park Manager; Fitness Club Manager; Marina Club Manager; Skating Rink Manager; Ski Resort Manager

Plan, direct, or coordinate entertainment and recreational activities and operations of a recreational facility, including cruise ships and parks.

North Dakota		ANNUAL:	\$83,370	\$46,560	\$57,540	\$79,670	\$116,800	\$126,140
Employment:	20	HOURLY:	\$40.08	\$22.39	\$27.66	\$38.31	\$56.16	\$60.65
Region 5		ANNUAL:	\$81,450	\$51,300	\$57,540	\$78,250	\$116,550	\$121,140
Employment:	10	HOURLY:	\$39.16	\$24.66	\$27.66	\$37.62	\$56.03	\$58.24

'N/A' indicates data or information cannot be released due to reliability, availability, or confidentiality restrictions. Since a portion of substate employment is not attributed to a region, substate areas will NOT add up to statewide totals. Rounding and the absence of suppressed data may also affect additivity.

			WAGE ESTIMATES					
			Average (Mean)	10th Percentile	25th Percentile	50th Percentile (Median)	75th Percentile	90th Percentile
11-9081 Lodging Managers								
Alternate Job Title(s): Bed and Breakfast Innkeeper; Hotel Manager; Innkeeper								
Plan, direct, or coordinate activities of an organization or department that provides lodging and other accommodations. Excludes Food Service Managers (11-9051) in lodging establishments.								
North Dakota		ANNUAL:	\$57,090	\$26,000	\$26,000	\$59,340	\$73,830	\$77,030
Employment:	160	HOURLY:	\$27.45	\$12.50	\$12.50	\$28.53	\$35.50	\$37.03
Region 1		ANNUAL:	\$48,560	\$26,000	\$26,000	\$41,540	\$60,400	\$77,030
Employment:	20	HOURLY:	\$23.35	\$12.50	\$12.50	\$19.97	\$29.04	\$37.03
Region 6		ANNUAL:	\$53,070	\$26,000	\$26,000	\$58,770	\$71,280	\$77,490
Employment:	10	HOURLY:	\$25.52	\$12.50	\$12.50	\$28.26	\$34.27	\$37.25
Region 7		ANNUAL:	\$59,510	\$25,700	\$36,770	\$68,830	\$72,700	\$74,830
Employment:	30	HOURLY:	\$28.61	\$12.36	\$17.68	\$33.09	\$34.95	\$35.98
Bismarck, ND MetroSA		ANNUAL:	\$62,490	\$25,700	\$58,120	\$72,450	\$72,700	\$75,240
Employment:	20	HOURLY:	\$30.04	\$12.36	\$27.94	\$34.83	\$34.95	\$36.17
West ND Nonmetro Area		ANNUAL:	\$49,430	\$26,000	\$26,000	\$41,540	\$71,600	\$76,500
Employment:	60	HOURLY:	\$23.77	\$12.50	\$12.50	\$19.97	\$34.42	\$36.78
East ND Nonmetro Area		ANNUAL:	\$61,970	\$26,000	\$26,000	\$58,770	\$77,430	\$98,520
Employment:	30	HOURLY:	\$29.80	\$12.50	\$12.50	\$28.26	\$37.22	\$47.36

'N/A' indicates data or information cannot be released due to reliability, availability, or confidentiality restrictions. Since a portion of substate employment is not attributed to a region, substate areas will NOT add up to statewide totals. Rounding and the absence of suppressed data may also affect additivity.

		WAGE ESTIMATES						
		Average (Mean)	10th Percentile	25th Percentile	50th Percentile (Median)	75th Percentile	90th Percentile	
11-9111 Medical and Health Services Managers								
Alternate Job Title(s): Chief Medical Information Officer; Clinic Director; Clinical Informatics Director; Health Information Services Manager; Hospital Administrator; Medical Records Administrator; Mental Health Program Manager								
Plan, direct, or coordinate medical and health services in hospitals, clinics, managed care organizations, public health agencies, or similar organizations.								
North Dakota		ANNUAL:	\$132,940	\$76,510	\$95,710	\$108,450	\$147,950	\$216,510
Employment:	630	HOURLY:	\$63.92	\$36.79	\$46.02	\$52.14	\$71.13	\$104.09
Region 1		ANNUAL:	\$146,320	\$75,640	\$89,180	\$100,310	\$167,270	N/A
Employment:	30	HOURLY:	\$70.35	\$36.37	\$42.88	\$48.22	\$80.42	N/A
Region 2		ANNUAL:	\$134,470	\$76,310	\$87,750	\$104,660	\$132,360	N/A
Employment:	50	HOURLY:	\$64.65	\$36.69	\$42.19	\$50.32	\$63.63	N/A
Region 3		ANNUAL:	\$132,010	\$77,160	\$104,570	\$118,860	\$152,510	\$216,510
Employment:	30	HOURLY:	\$63.47	\$37.09	\$50.28	\$57.15	\$73.32	\$104.09
Region 4		ANNUAL:	\$139,600	\$72,480	\$97,190	\$118,030	\$159,780	N/A
Employment:	70	HOURLY:	\$67.11	\$34.85	\$46.72	\$56.75	\$76.82	N/A
Region 5		ANNUAL:	\$144,530	\$79,230	\$100,330	\$124,910	\$167,000	N/A
Employment:	250	HOURLY:	\$69.48	\$38.09	\$48.23	\$60.05	\$80.29	N/A
Region 6		ANNUAL:	\$111,240	\$65,760	\$79,080	\$99,870	\$126,690	\$173,440
Employment:	50	HOURLY:	\$53.48	\$31.62	\$38.02	\$48.01	\$60.91	\$83.38
Region 7		ANNUAL:	\$114,280	\$78,310	\$93,600	\$100,000	\$124,720	\$162,590
Employment:	130	HOURLY:	\$54.94	\$37.65	\$45.00	\$48.08	\$59.96	\$78.17
Region 8		ANNUAL:	\$122,160	\$71,460	\$97,980	\$105,640	\$129,400	\$194,310
Employment:	20	HOURLY:	\$58.73	\$34.36	\$47.10	\$50.79	\$62.21	\$93.42
Bismarck, ND MetroSA		ANNUAL:	\$113,510	\$78,590	\$93,600	\$100,000	\$122,840	\$159,720
Employment:	110	HOURLY:	\$54.57	\$37.78	\$45.00	\$48.08	\$59.06	\$76.79
Fargo, ND-MN MetroSA		ANNUAL:	\$146,970	\$78,950	\$97,000	\$121,110	\$158,830	N/A
Employment:	280	HOURLY:	\$70.66	\$37.96	\$46.64	\$58.23	\$76.36	N/A
Grand Forks, ND-MN MetroSA		ANNUAL:	\$118,810	\$71,400	\$81,140	\$99,700	\$126,050	\$168,880
Employment:	110	HOURLY:	\$57.12	\$34.33	\$39.01	\$47.93	\$60.60	\$81.19
West ND Nonmetro Area		ANNUAL:	\$134,110	\$75,690	\$87,900	\$103,670	\$141,700	N/A
Employment:	110	HOURLY:	\$64.47	\$36.39	\$42.26	\$49.84	\$68.13	N/A
East ND Nonmetro Area		ANNUAL:	\$123,050	\$73,010	\$87,710	\$106,480	\$147,950	\$194,320
Employment:	120	HOURLY:	\$59.16	\$35.10	\$42.17	\$51.19	\$71.13	\$93.43

'N/A' indicates data or information cannot be released due to reliability, availability, or confidentiality restrictions. Since a portion of substate employment is not attributed to a region, substate areas will NOT add up to statewide totals. Rounding and the absence of suppressed data may also affect additivity.

			WAGE ESTIMATES					
			Average (Mean)	10th Percentile	25th Percentile	50th Percentile (Median)	75th Percentile	90th Percentile
11-9121 Natural Sciences Managers								
Alternate Job Title(s): Agricultural Research Director; Geophysical Manager; Ocean Program Administrator								
Plan, direct, or coordinate activities in such fields as life sciences, physical sciences, mathematics, statistics, and research and development in these fields. Excludes Computer and Information Systems Managers (11-3021) and Architecture and Engineering Managers (11-9041).								
North Dakota		ANNUAL:	\$131,430	\$98,490	\$108,330	\$124,760	\$146,100	\$173,410
Employment:	100	HOURLY:	\$63.19	\$47.35	\$52.08	\$59.98	\$70.24	\$83.37
Region 5		ANNUAL:	\$150,070	\$95,190	\$119,790	\$146,100	\$196,400	\$199,690
Employment:	30	HOURLY:	\$72.15	\$45.76	\$57.59	\$70.24	\$94.42	\$96.00
Region 7		ANNUAL:	\$123,820	\$94,140	\$105,060	\$122,300	\$132,930	\$155,150
Employment:	40	HOURLY:	\$59.53	\$45.26	\$50.51	\$58.80	\$63.91	\$74.59
Bismarck, ND MetroSA		ANNUAL:	\$122,830	\$93,870	\$106,360	\$121,580	\$132,420	\$154,210
Employment:	40	HOURLY:	\$59.05	\$45.13	\$51.14	\$58.45	\$63.67	\$74.14
Fargo, ND-MN MetroSA		ANNUAL:	\$150,400	\$95,190	\$123,000	\$146,100	\$196,390	\$199,690
Employment:	30	HOURLY:	\$72.31	\$45.76	\$59.13	\$70.24	\$94.42	\$96.00
West ND Nonmetro Area		ANNUAL:	\$120,080	\$99,380	\$104,920	\$114,900	\$131,890	\$159,780
Employment:	20	HOURLY:	\$57.73	\$47.78	\$50.44	\$55.24	\$63.41	\$76.82
East ND Nonmetro Area		ANNUAL:	\$126,890	\$102,150	\$116,540	\$124,750	\$139,650	\$147,410
Employment:	10	HOURLY:	\$61.01	\$49.11	\$56.03	\$59.98	\$67.14	\$70.87

11-9131 Postmasters and Mail Superintendents**Alternate Job Title(s):** Postal Supervisor; Postmaster

Plan, direct, or coordinate operational, administrative, management, and support services of a U.S. post office; or coordinate activities of workers engaged in postal and related work in assigned post office.

North Dakota		ANNUAL:	\$80,790	\$51,520	\$80,450	\$83,120	\$91,880	\$94,990
Employment:	90	HOURLY:	\$38.84	\$24.77	\$38.68	\$39.96	\$44.18	\$45.67
Region 2		ANNUAL:	\$76,070	\$57,640	\$65,180	\$81,220	\$83,700	\$88,820
Employment:	10	HOURLY:	\$36.57	\$27.71	\$31.34	\$39.05	\$40.24	\$42.70
Region 4		ANNUAL:	\$81,020	\$57,220	\$72,630	\$82,990	\$91,470	\$96,700
Employment:	10	HOURLY:	\$38.95	\$27.51	\$34.92	\$39.90	\$43.98	\$46.49
Region 5		ANNUAL:	\$92,710	\$82,990	\$83,240	\$93,310	\$96,680	\$96,700
Employment:	10	HOURLY:	\$44.57	\$39.90	\$40.02	\$44.86	\$46.48	\$46.49
Region 6		ANNUAL:	\$80,180	\$63,210	\$81,100	\$82,990	\$84,200	\$94,020
Employment:	10	HOURLY:	\$38.55	\$30.39	\$38.99	\$39.90	\$40.48	\$45.20
Region 7		ANNUAL:	\$78,120	\$46,080	\$66,090	\$83,360	\$93,070	\$94,980
Employment:	20	HOURLY:	\$37.56	\$22.16	\$31.77	\$40.08	\$44.74	\$45.66
West ND Nonmetro Area		ANNUAL:	\$78,050	\$46,110	\$67,350	\$82,990	\$88,820	\$94,990
Employment:	40	HOURLY:	\$37.52	\$22.17	\$32.38	\$39.90	\$42.70	\$45.67
East ND Nonmetro Area		ANNUAL:	\$80,350	\$56,410	\$80,850	\$82,990	\$86,960	\$95,410
Employment:	40	HOURLY:	\$38.63	\$27.12	\$38.87	\$39.90	\$41.81	\$45.87

'N/A' indicates data or information cannot be released due to reliability, availability, or confidentiality restrictions. Since a portion of substate employment is not attributed to a region, substate areas will NOT add up to statewide totals. Rounding and the absence of suppressed data may also affect additivity.

		WAGE ESTIMATES						
		Average (Mean)	10th Percentile	25th Percentile	50th Percentile (Median)	75th Percentile	90th Percentile	
11-9141 Property, Real Estate, and Community Association Managers								
Alternate Job Title(s): Apartment Manager; Building Rental Manager; Leasing Property Manager								
Plan, direct, or coordinate the selling, buying, leasing, or governance activities of commercial, industrial, or residential real estate properties. Includes managers of homeowner and condominium associations, rented or leased housing units, buildings, or land (including rights-of-way).								
North Dakota		ANNUAL:	\$65,690	\$36,190	\$46,500	\$60,150	\$76,410	\$105,960
Employment:	810	HOURLY:	\$31.58	\$17.40	\$22.36	\$28.92	\$36.74	\$50.94
Region 1		ANNUAL:	\$62,730	\$32,370	\$45,380	\$59,640	\$74,560	\$109,110
Employment:	80	HOURLY:	\$30.16	\$15.56	\$21.82	\$28.67	\$35.85	\$52.46
Region 2		ANNUAL:	\$63,530	\$32,370	\$45,850	\$58,620	\$76,410	\$109,110
Employment:	80	HOURLY:	\$30.54	\$15.56	\$22.04	\$28.18	\$36.74	\$52.46
Region 3		ANNUAL:	\$60,700	\$32,280	\$45,830	\$58,340	\$72,980	\$109,110
Employment:	20	HOURLY:	\$29.18	\$15.52	\$22.03	\$28.05	\$35.09	\$52.46
Region 4		ANNUAL:	\$61,200	\$30,140	\$47,060	\$58,160	\$72,980	\$101,010
Employment:	70	HOURLY:	\$29.42	\$14.49	\$22.63	\$27.96	\$35.09	\$48.56
Region 5		ANNUAL:	\$68,180	\$38,080	\$46,520	\$63,640	\$77,560	\$105,960
Employment:	390	HOURLY:	\$32.78	\$18.31	\$22.37	\$30.60	\$37.29	\$50.94
Region 6		ANNUAL:	\$56,270	\$32,540	\$46,800	\$48,010	\$59,990	\$76,680
Employment:	20	HOURLY:	\$27.05	\$15.65	\$22.50	\$23.08	\$28.84	\$36.87
Region 7		ANNUAL:	\$67,110	\$43,280	\$47,430	\$60,670	\$76,290	\$105,080
Employment:	120	HOURLY:	\$32.27	\$20.81	\$22.80	\$29.17	\$36.68	\$50.52
Region 8		ANNUAL:	\$61,560	\$35,240	\$46,930	\$53,510	\$61,540	\$109,110
Employment:	30	HOURLY:	\$29.60	\$16.94	\$22.56	\$25.73	\$29.59	\$52.46
Bismarck, ND MetroSA		ANNUAL:	\$67,550	\$43,320	\$47,430	\$61,220	\$76,290	\$102,820
Employment:	110	HOURLY:	\$32.48	\$20.83	\$22.80	\$29.43	\$36.68	\$49.43
Fargo, ND-MN MetroSA		ANNUAL:	\$68,950	\$38,080	\$46,530	\$63,690	\$77,690	\$105,960
Employment:	400	HOURLY:	\$33.15	\$18.31	\$22.37	\$30.62	\$37.35	\$50.94
Grand Forks, ND-MN MetroSA		ANNUAL:	\$61,420	\$32,620	\$45,410	\$56,640	\$72,980	\$101,010
Employment:	80	HOURLY:	\$29.53	\$15.69	\$21.83	\$27.23	\$35.09	\$48.56
West ND Nonmetro Area		ANNUAL:	\$62,960	\$32,440	\$45,510	\$58,460	\$73,680	\$109,110
Employment:	210	HOURLY:	\$30.27	\$15.60	\$21.88	\$28.10	\$35.42	\$52.46
East ND Nonmetro Area		ANNUAL:	\$59,060	\$32,370	\$46,120	\$50,180	\$62,820	\$109,110
Employment:	50	HOURLY:	\$28.39	\$15.56	\$22.18	\$24.13	\$30.20	\$52.46

'N/A' indicates data or information cannot be released due to reliability, availability, or confidentiality restrictions. Since a portion of substate employment is not attributed to a region, substate areas will NOT add up to statewide totals. Rounding and the absence of suppressed data may also affect additivity.

		WAGE ESTIMATES						
		Average (Mean)	10th Percentile	25th Percentile	50th Percentile (Median)	75th Percentile	90th Percentile	
11-9151 Social and Community Service Managers								
Alternate Job Title(s): Child Welfare Director; Family Service Center Director; Youth Program Director								
Plan, direct, or coordinate the activities of a social service program or community outreach organization. Oversee the program or organization's budget and policies regarding participant involvement, program requirements, and benefits. Work may involve directing social workers, counselors, or probation officers.								
North Dakota		ANNUAL:	\$79,660	\$51,480	\$64,680	\$78,090	\$92,700	\$108,330
Employment:	440	HOURLY:	\$38.30	\$24.75	\$31.10	\$37.54	\$44.57	\$52.08
Region 1		ANNUAL:	\$89,190	\$59,520	\$71,990	\$79,170	\$108,940	\$136,100
Employment:	20	HOURLY:	\$42.88	\$28.61	\$34.61	\$38.06	\$52.38	\$65.43
Region 2		ANNUAL:	\$79,750	\$56,580	\$65,970	\$78,090	\$91,650	\$105,970
Employment:	30	HOURLY:	\$38.34	\$27.20	\$31.71	\$37.54	\$44.06	\$50.95
Region 3		ANNUAL:	\$76,680	\$58,280	\$66,680	\$77,620	\$86,210	\$97,590
Employment:	20	HOURLY:	\$36.87	\$28.02	\$32.06	\$37.32	\$41.44	\$46.92
Region 4		ANNUAL:	\$76,960	\$58,880	\$62,230	\$76,660	\$81,430	\$104,800
Employment:	40	HOURLY:	\$37.00	\$28.31	\$29.92	\$36.85	\$39.15	\$50.38
Region 5		ANNUAL:	\$78,120	\$47,460	\$59,330	\$77,530	\$94,420	\$110,620
Employment:	120	HOURLY:	\$37.56	\$22.82	\$28.52	\$37.27	\$45.40	\$53.18
Region 6		ANNUAL:	\$66,800	\$47,660	\$54,720	\$71,300	\$78,420	\$79,130
Employment:	20	HOURLY:	\$32.11	\$22.91	\$26.31	\$34.28	\$37.70	\$38.04
Region 7		ANNUAL:	\$81,260	\$53,520	\$71,550	\$79,910	\$90,850	\$107,930
Employment:	180	HOURLY:	\$39.07	\$25.73	\$34.40	\$38.42	\$43.68	\$51.89
Region 8		ANNUAL:	\$86,210	\$71,990	\$77,970	\$81,220	\$95,770	\$104,580
Employment:	10	HOURLY:	\$41.45	\$34.61	\$37.49	\$39.05	\$46.04	\$50.28
Bismarck, ND MetroSA		ANNUAL:	\$81,230	\$53,520	\$71,390	\$79,910	\$91,370	\$108,930
Employment:	180	HOURLY:	\$39.06	\$25.73	\$34.32	\$38.42	\$43.93	\$52.37
Fargo, ND-MN MetroSA		ANNUAL:	\$80,150	\$47,460	\$62,170	\$79,250	\$95,520	\$111,610
Employment:	180	HOURLY:	\$38.53	\$22.82	\$29.89	\$38.10	\$45.92	\$53.66
Grand Forks, ND-MN MetroSA		ANNUAL:	\$80,590	\$62,070	\$67,280	\$80,030	\$91,790	\$104,800
Employment:	70	HOURLY:	\$38.74	\$29.84	\$32.35	\$38.48	\$44.13	\$50.39
West ND Nonmetro Area		ANNUAL:	\$83,820	\$59,520	\$72,060	\$78,830	\$94,760	\$112,790
Employment:	70	HOURLY:	\$40.30	\$28.61	\$34.64	\$37.90	\$45.56	\$54.23
East ND Nonmetro Area		ANNUAL:	\$72,450	\$48,330	\$63,520	\$76,560	\$79,910	\$86,210
Employment:	50	HOURLY:	\$34.83	\$23.24	\$30.54	\$36.81	\$38.42	\$41.45

'N/A' indicates data or information cannot be released due to reliability, availability, or confidentiality restrictions. Since a portion of substate employment is not attributed to a region, substate areas will NOT add up to statewide totals. Rounding and the absence of suppressed data may also affect additivity.

		WAGE ESTIMATES					
		Average (Mean)	10th Percentile	25th Percentile	50th Percentile (Median)	75th Percentile	90th Percentile

11-9161 Emergency Management Directors

Alternate Job Title(s): Disaster Response Director; Emergency Preparedness Coordinator; Public Safety Director

Plan and direct disaster response or crisis management activities, provide disaster preparedness training, and prepare emergency plans and procedures for natural (e.g., hurricanes, floods, earthquakes), wartime, or technological (e.g., nuclear power plant emergencies or hazardous materials spills) disasters or hostage situations.

North Dakota		ANNUAL:	\$75,940	\$56,440	\$57,930	\$75,160	\$88,570	\$103,940
Employment:	60	HOURLY:	\$36.51	\$27.14	\$27.85	\$36.13	\$42.58	\$49.97
Region 4		ANNUAL:	\$85,450	\$57,850	\$73,180	\$76,220	\$88,570	\$100,870
Employment:	10	HOURLY:	\$41.08	\$27.81	\$35.18	\$36.65	\$42.58	\$48.50
West ND Nonmetro Area		ANNUAL:	\$71,950	\$48,760	\$58,720	\$75,070	\$88,560	\$105,970
Employment:	20	HOURLY:	\$34.59	\$23.44	\$28.23	\$36.09	\$42.58	\$50.95
East ND Nonmetro Area		ANNUAL:	\$69,560	\$56,460	\$57,840	\$73,180	\$76,490	\$88,570
Employment:	30	HOURLY:	\$33.44	\$27.14	\$27.81	\$35.18	\$36.77	\$42.58

11-9171 Funeral Home Managers

Alternate Job Title(s): Funeral Home Director

Plan, direct, or coordinate the services or resources of funeral homes. Includes activities such as determining prices for services or merchandise and managing the facilities of funeral homes. Excludes Morticians, Undertakers, and Funeral Arrangers (39-4031).

North Dakota		ANNUAL:	\$74,370	\$55,020	\$58,680	\$64,860	\$82,220	\$95,260
Employment:	20	HOURLY:	\$35.76	\$26.45	\$28.21	\$31.18	\$39.53	\$45.80

'N/A' indicates data or information cannot be released due to reliability, availability, or confidentiality restrictions. Since a portion of substate employment is not attributed to a region, substate areas will NOT add up to statewide totals. Rounding and the absence of suppressed data may also affect additivity.

		WAGE ESTIMATES						
		Average (Mean)	10th Percentile	25th Percentile	50th Percentile (Median)	75th Percentile	90th Percentile	
11-9199 Managers, All Other								
Alternate Job Title(s): Clerk of Court; Social Science Manager; Utilities Manager								
All managers not listed separately.								
North Dakota		ANNUAL:	\$122,160	\$67,790	\$89,040	\$114,830	\$148,740	\$176,280
Employment:	1,730	HOURLY:	\$58.73	\$32.59	\$42.81	\$55.21	\$71.51	\$84.75
Region 1		ANNUAL:	\$122,790	\$64,810	\$86,970	\$124,970	\$165,840	\$172,260
Employment:	120	HOURLY:	\$59.03	\$31.16	\$41.81	\$60.08	\$79.73	\$82.82
Region 2		ANNUAL:	\$114,770	\$63,790	\$85,380	\$112,740	\$138,770	\$159,990
Employment:	130	HOURLY:	\$55.18	\$30.67	\$41.05	\$54.20	\$66.72	\$76.92
Region 3		ANNUAL:	\$102,960	\$63,300	\$74,720	\$96,260	\$126,260	\$158,260
Employment:	60	HOURLY:	\$49.50	\$30.43	\$35.92	\$46.28	\$60.70	\$76.08
Region 4		ANNUAL:	\$118,340	\$74,900	\$96,820	\$114,900	\$131,380	\$159,040
Employment:	180	HOURLY:	\$56.89	\$36.01	\$46.55	\$55.24	\$63.16	\$76.46
Region 5		ANNUAL:	\$128,820	\$74,420	\$94,350	\$124,320	\$159,090	\$190,480
Employment:	590	HOURLY:	\$61.93	\$35.78	\$45.36	\$59.77	\$76.49	\$91.58
Region 6		ANNUAL:	\$107,290	\$64,170	\$82,110	\$95,210	\$126,830	\$159,190
Employment:	70	HOURLY:	\$51.58	\$30.85	\$39.48	\$45.77	\$60.98	\$76.53
Region 7		ANNUAL:	\$123,140	\$69,470	\$86,940	\$114,400	\$145,680	\$176,300
Employment:	460	HOURLY:	\$59.20	\$33.40	\$41.80	\$55.00	\$70.04	\$84.76
Region 8		ANNUAL:	\$114,870	\$63,850	\$78,020	\$104,250	\$155,790	\$174,930
Employment:	100	HOURLY:	\$55.23	\$30.70	\$37.51	\$50.12	\$74.90	\$84.10
Bismarck, ND MetroSA		ANNUAL:	\$123,610	\$72,450	\$88,730	\$114,400	\$143,070	\$176,300
Employment:	420	HOURLY:	\$59.43	\$34.83	\$42.66	\$55.00	\$68.79	\$84.76
Fargo, ND-MN MetroSA		ANNUAL:	\$130,670	\$75,040	\$94,350	\$125,100	\$160,960	\$195,920
Employment:	550	HOURLY:	\$62.82	\$36.08	\$45.36	\$60.15	\$77.38	\$94.19
Grand Forks, ND-MN MetroSA		ANNUAL:	\$120,680	\$73,610	\$92,860	\$111,610	\$139,650	\$174,030
Employment:	120	HOURLY:	\$58.02	\$35.39	\$44.65	\$53.66	\$67.14	\$83.67
West ND Nonmetro Area		ANNUAL:	\$117,610	\$63,850	\$79,690	\$114,210	\$155,790	\$172,260
Employment:	390	HOURLY:	\$56.54	\$30.70	\$38.31	\$54.91	\$74.90	\$82.82
East ND Nonmetro Area		ANNUAL:	\$109,490	\$64,170	\$83,950	\$108,330	\$128,020	\$158,680
Employment:	240	HOURLY:	\$52.64	\$30.85	\$40.36	\$52.08	\$61.55	\$76.29

'N/A' indicates data or information cannot be released due to reliability, availability, or confidentiality restrictions. Since a portion of substate employment is not attributed to a region, substate areas will NOT add up to statewide totals. Rounding and the absence of suppressed data may also affect additivity.

		WAGE ESTIMATES					
		Average (Mean)	10th Percentile	25th Percentile	50th Percentile (Median)	75th Percentile	90th Percentile
13-0000 Business and Financial Operations Occupations							
Alternate Job Title(s): N/A							
North Dakota	ANNUAL:	\$77,440	\$45,980	\$56,170	\$69,330	\$92,240	\$115,190
	HOURLY:	\$37.23	\$22.11	\$27.01	\$33.33	\$44.35	\$55.38
Employment:	19,860						
Region 1	ANNUAL:	\$88,720	\$49,890	\$60,170	\$79,730	\$104,650	\$133,140
	HOURLY:	\$42.65	\$23.99	\$28.93	\$38.33	\$50.31	\$64.01
Employment:	1,010						
Region 2	ANNUAL:	\$80,260	\$46,580	\$57,420	\$71,690	\$94,940	\$116,690
	HOURLY:	\$38.58	\$22.39	\$27.61	\$34.47	\$45.64	\$56.10
Employment:	1,610						
Region 3	ANNUAL:	\$72,730	\$45,520	\$52,140	\$64,730	\$84,990	\$104,040
	HOURLY:	\$34.96	\$21.89	\$25.07	\$31.12	\$40.86	\$50.02
Employment:	540						
Region 4	ANNUAL:	\$74,790	\$44,160	\$52,520	\$65,350	\$88,340	\$107,660
	HOURLY:	\$35.95	\$21.23	\$25.25	\$31.42	\$42.47	\$51.76
Employment:	2,250						
Region 5	ANNUAL:	\$76,500	\$45,320	\$55,740	\$69,180	\$91,140	\$114,340
	HOURLY:	\$36.78	\$21.79	\$26.80	\$33.26	\$43.82	\$54.97
Employment:	8,030						
Region 6	ANNUAL:	\$76,650	\$43,770	\$52,500	\$65,620	\$91,100	\$120,490
	HOURLY:	\$36.85	\$21.04	\$25.24	\$31.55	\$43.80	\$57.93
Employment:	910						
Region 7	ANNUAL:	\$76,900	\$47,360	\$56,550	\$70,160	\$90,740	\$111,610
	HOURLY:	\$36.97	\$22.77	\$27.19	\$33.73	\$43.63	\$53.66
Employment:	4,270						
Region 8	ANNUAL:	\$79,640	\$47,020	\$56,520	\$68,210	\$92,700	\$119,900
	HOURLY:	\$38.29	\$22.61	\$27.18	\$32.79	\$44.57	\$57.64
Employment:	830						
Bismarck, ND MetroSA	ANNUAL:	\$76,620	\$47,360	\$56,580	\$69,990	\$89,810	\$109,230
	HOURLY:	\$36.84	\$22.77	\$27.20	\$33.65	\$43.18	\$52.51
Employment:	3,910						
Fargo, ND-MN MetroSA	ANNUAL:	\$76,010	\$45,000	\$54,630	\$68,680	\$90,570	\$114,470
	HOURLY:	\$36.54	\$21.63	\$26.26	\$33.02	\$43.54	\$55.03
Employment:	8,330						
Grand Forks, ND-MN MetroSA	ANNUAL:	\$73,850	\$43,500	\$51,900	\$64,780	\$84,800	\$108,330
	HOURLY:	\$35.51	\$20.91	\$24.95	\$31.15	\$40.77	\$52.08
Employment:	2,230						
West ND Nonmetro Area	ANNUAL:	\$82,330	\$47,290	\$57,940	\$73,340	\$98,490	\$125,440
	HOURLY:	\$39.58	\$22.74	\$27.86	\$35.26	\$47.35	\$60.31
Employment:	3,810						
East ND Nonmetro Area	ANNUAL:	\$75,920	\$45,130	\$53,260	\$66,360	\$91,100	\$108,250
	HOURLY:	\$36.50	\$21.70	\$25.61	\$31.90	\$43.80	\$52.04
Employment:	2,360						

'N/A' indicates data or information cannot be released due to reliability, availability, or confidentiality restrictions. Since a portion of substate employment is not attributed to a region, substate areas will NOT add up to statewide totals. Rounding and the absence of suppressed data may also affect additivity.

		WAGE ESTIMATES						
		Average (Mean)	10th Percentile	25th Percentile	50th Percentile (Median)	75th Percentile	90th Percentile	
13-1020 Buyers and Purchasing Agents								
Alternate Job Title(s): Cotton Broker; Fruit Buyer; Livestock Buyer; Gold Buyer; Merchandise Buyer; Equipment, Supplies, and Tools Purchasing Agent; Radio Time Buyer								
Purchase goods or services for further processing, resale, or to enable operation of an establishment. May analyze past buying trends, sales records, price, and quality of goods or services. May select, order, and authorize payment according to contractual agreements. May conduct meetings with sales personnel and introduce new products.								
North Dakota		ANNUAL:	\$67,840	\$41,650	\$52,000	\$63,240	\$81,670	\$98,490
Employment:	990	HOURLY:	\$32.62	\$20.02	\$25.00	\$30.40	\$39.27	\$47.35
Region 1		ANNUAL:	\$77,570	\$44,730	\$58,980	\$72,280	\$91,100	\$116,170
Employment:	40	HOURLY:	\$37.29	\$21.50	\$28.35	\$34.75	\$43.80	\$55.85
Region 2		ANNUAL:	\$69,010	\$40,730	\$46,700	\$63,680	\$91,100	\$104,860
Employment:	90	HOURLY:	\$33.18	\$19.58	\$22.45	\$30.61	\$43.80	\$50.41
Region 3		ANNUAL:	\$66,000	\$45,890	\$61,590	\$64,740	\$72,800	\$81,330
Employment:	20	HOURLY:	\$31.73	\$22.06	\$29.61	\$31.13	\$35.00	\$39.10
Region 4		ANNUAL:	\$70,760	\$47,760	\$53,610	\$66,670	\$84,300	\$99,740
Employment:	120	HOURLY:	\$34.02	\$22.96	\$25.77	\$32.05	\$40.53	\$47.95
Region 5		ANNUAL:	\$65,300	\$39,510	\$50,840	\$61,490	\$77,790	\$96,770
Employment:	460	HOURLY:	\$31.40	\$18.99	\$24.44	\$29.56	\$37.40	\$46.52
Region 6		ANNUAL:	\$66,650	\$37,910	\$52,020	\$62,260	\$84,760	\$90,560
Employment:	60	HOURLY:	\$32.04	\$18.23	\$25.01	\$29.93	\$40.75	\$43.54
Region 7		ANNUAL:	\$71,280	\$43,480	\$51,780	\$66,770	\$84,790	\$105,420
Employment:	150	HOURLY:	\$34.27	\$20.90	\$24.90	\$32.10	\$40.76	\$50.68
Region 8		ANNUAL:	\$64,760	\$44,550	\$50,850	\$63,070	\$66,920	\$91,220
Employment:	50	HOURLY:	\$31.14	\$21.42	\$24.45	\$30.32	\$32.17	\$43.85
Bismarck, ND MetroSA		ANNUAL:	\$69,020	\$43,480	\$51,660	\$65,280	\$82,170	\$105,060
Employment:	130	HOURLY:	\$33.18	\$20.90	\$24.84	\$31.39	\$39.51	\$50.51
Fargo, ND-MN MetroSA		ANNUAL:	\$65,770	\$39,290	\$50,390	\$61,910	\$77,620	\$97,230
Employment:	460	HOURLY:	\$31.62	\$18.89	\$24.23	\$29.77	\$37.32	\$46.75
Grand Forks, ND-MN MetroSA		ANNUAL:	\$71,180	\$47,760	\$53,220	\$66,670	\$84,300	\$99,740
Employment:	120	HOURLY:	\$34.22	\$22.96	\$25.59	\$32.05	\$40.53	\$47.95
West ND Nonmetro Area		ANNUAL:	\$71,500	\$44,210	\$53,550	\$66,160	\$91,100	\$105,990
Employment:	190	HOURLY:	\$34.38	\$21.26	\$25.75	\$31.81	\$43.80	\$50.96
East ND Nonmetro Area		ANNUAL:	\$67,650	\$44,750	\$53,610	\$62,980	\$81,330	\$89,220
Employment:	140	HOURLY:	\$32.53	\$21.52	\$25.77	\$30.28	\$39.10	\$42.89

'N/A' indicates data or information cannot be released due to reliability, availability, or confidentiality restrictions. Since a portion of substate employment is not attributed to a region, substate areas will NOT add up to statewide totals. Rounding and the absence of suppressed data may also affect additivity.

		WAGE ESTIMATES						
		Average (Mean)	10th Percentile	25th Percentile	50th Percentile (Median)	75th Percentile	90th Percentile	
13-1031 Claims Adjusters, Examiners, and Investigators								
Alternate Job Title(s): Fire Claims Adjuster; Health Insurance Adjuster; Property and Casualty Insurance Claims Examiner								
Review settled claims to determine that payments and settlements are made in accordance with company practices and procedures. Confer with legal counsel on claims requiring litigation. May also settle insurance claims. Excludes Fire Inspectors and Investigators (33-2021).								
North Dakota		ANNUAL:	\$65,250	\$46,700	\$51,360	\$59,660	\$78,310	\$96,290
Employment:	770	HOURLY:	\$31.37	\$22.45	\$24.69	\$28.69	\$37.65	\$46.29
Region 2		ANNUAL:	\$69,710	\$46,700	\$62,660	\$63,480	\$85,490	\$101,770
Employment:	60	HOURLY:	\$33.52	\$22.45	\$30.12	\$30.52	\$41.10	\$48.93
Region 4		ANNUAL:	\$73,020	\$46,700	\$61,180	\$64,630	\$88,340	\$96,620
Employment:	30	HOURLY:	\$35.11	\$22.45	\$29.41	\$31.07	\$42.47	\$46.45
Region 5		ANNUAL:	\$65,900	\$46,700	\$54,870	\$59,240	\$78,310	\$96,710
Employment:	400	HOURLY:	\$31.68	\$22.45	\$26.38	\$28.48	\$37.65	\$46.50
Region 6		ANNUAL:	\$64,230	\$38,960	\$57,120	\$59,670	\$81,990	\$96,280
Employment:	30	HOURLY:	\$30.88	\$18.73	\$27.46	\$28.69	\$39.42	\$46.29
Region 7		ANNUAL:	\$63,160	\$49,440	\$49,440	\$56,550	\$72,260	\$93,150
Employment:	200	HOURLY:	\$30.36	\$23.77	\$23.77	\$27.19	\$34.74	\$44.78
Bismarck, ND MetroSA		ANNUAL:	\$62,970	\$49,440	\$49,440	\$56,550	\$70,140	\$93,150
Employment:	190	HOURLY:	\$30.28	\$23.77	\$23.77	\$27.19	\$33.72	\$44.78
Fargo, ND-MN MetroSA		ANNUAL:	\$67,250	\$46,700	\$55,420	\$60,690	\$79,670	\$98,490
Employment:	400	HOURLY:	\$32.33	\$22.45	\$26.64	\$29.18	\$38.30	\$47.35
Grand Forks, ND-MN MetroSA		ANNUAL:	\$74,220	\$46,700	\$61,390	\$69,100	\$88,340	\$96,620
Employment:	30	HOURLY:	\$35.68	\$22.45	\$29.51	\$33.22	\$42.47	\$46.45
West ND Nonmetro Area		ANNUAL:	\$68,350	\$38,960	\$59,250	\$63,480	\$85,490	\$103,620
Employment:	70	HOURLY:	\$32.86	\$18.73	\$28.48	\$30.52	\$41.10	\$49.82
East ND Nonmetro Area		ANNUAL:	\$63,410	\$38,960	\$49,980	\$59,660	\$81,990	\$95,560
Employment:	40	HOURLY:	\$30.49	\$18.73	\$24.03	\$28.69	\$39.42	\$45.94

'N/A' indicates data or information cannot be released due to reliability, availability, or confidentiality restrictions. Since a portion of substate employment is not attributed to a region, substate areas will NOT add up to statewide totals. Rounding and the absence of suppressed data may also affect additivity.

		WAGE ESTIMATES						
		Average (Mean)	10th Percentile	25th Percentile	50th Percentile (Median)	75th Percentile	90th Percentile	
13-1041 Compliance Officers								
Alternate Job Title(s): Driver's License Examiner; Environmental Compliance Inspector; Equal Employment Opportunity Officer								
Examine, evaluate, and investigate eligibility for or conformity with laws and regulations governing contract compliance of licenses and permits, and perform other compliance and enforcement inspection and analysis activities not classified elsewhere. Excludes Financial Examiners (13-2061), Tax Examiners and Collectors, and Revenue Agents (13-2081), Occupational Health and Safety Specialists (19-5011), Occupational Health and Safety Technicians (19-5012), Transportation Security Screeners (33-9093), Agricultural Inspectors (45-2011), Construction and Building Inspectors (47-4011), and Transportation Inspectors (53-6051).								
North Dakota		ANNUAL:	\$77,930	\$50,090	\$58,780	\$75,560	\$97,940	\$107,950
Employment:	860	HOURLY:	\$37.46	\$24.08	\$28.26	\$36.33	\$47.09	\$51.90
Region 1		ANNUAL:	\$86,020	\$52,360	\$76,040	\$87,730	\$99,380	\$102,900
Employment:	60	HOURLY:	\$41.35	\$25.17	\$36.56	\$42.18	\$47.78	\$49.47
Region 2		ANNUAL:	\$93,640	\$56,100	\$77,710	\$99,530	\$111,160	\$122,760
Employment:	110	HOURLY:	\$45.02	\$26.97	\$37.36	\$47.85	\$53.44	\$59.02
Region 3		ANNUAL:	\$77,950	\$46,700	\$57,350	\$82,830	\$102,150	\$102,150
Employment:	50	HOURLY:	\$37.47	\$22.45	\$27.57	\$39.82	\$49.11	\$49.11
Region 4		ANNUAL:	\$86,270	\$57,120	\$68,870	\$91,100	\$102,150	\$106,970
Employment:	170	HOURLY:	\$41.48	\$27.46	\$33.11	\$43.80	\$49.11	\$51.43
Region 5		ANNUAL:	\$70,140	\$37,240	\$57,120	\$67,540	\$83,890	\$99,290
Employment:	190	HOURLY:	\$33.72	\$17.90	\$27.46	\$32.47	\$40.33	\$47.73
Region 6		ANNUAL:	\$69,080	\$53,980	\$58,590	\$60,970	\$75,590	\$82,450
Employment:	20	HOURLY:	\$33.21	\$25.95	\$28.17	\$29.31	\$36.34	\$39.64
Region 7		ANNUAL:	\$70,290	\$49,980	\$56,500	\$62,420	\$77,610	\$97,830
Employment:	240	HOURLY:	\$33.79	\$24.03	\$27.17	\$30.01	\$37.31	\$47.03
Region 8		ANNUAL:	\$72,810	\$50,260	\$56,290	\$70,280	\$87,740	\$92,650
Employment:	20	HOURLY:	\$35.01	\$24.16	\$27.06	\$33.79	\$42.18	\$44.54
Bismarck, ND MetroSA		ANNUAL:	\$68,120	\$49,980	\$56,080	\$62,300	\$77,360	\$94,240
Employment:	220	HOURLY:	\$32.75	\$24.03	\$26.96	\$29.95	\$37.19	\$45.31
Fargo, ND-MN MetroSA		ANNUAL:	\$70,000	\$37,240	\$56,660	\$67,480	\$81,200	\$99,390
Employment:	190	HOURLY:	\$33.66	\$17.90	\$27.24	\$32.44	\$39.04	\$47.79
Grand Forks, ND-MN MetroSA		ANNUAL:	\$82,930	\$51,000	\$62,710	\$79,810	\$102,150	\$124,240
Employment:	70	HOURLY:	\$39.87	\$24.52	\$30.15	\$38.37	\$49.11	\$59.73
West ND Nonmetro Area		ANNUAL:	\$89,390	\$53,440	\$69,100	\$91,220	\$106,160	\$122,760
Employment:	210	HOURLY:	\$42.98	\$25.69	\$33.22	\$43.86	\$51.04	\$59.02
East ND Nonmetro Area		ANNUAL:	\$80,880	\$51,710	\$60,960	\$82,910	\$102,150	\$102,150
Employment:	190	HOURLY:	\$38.89	\$24.86	\$29.31	\$39.86	\$49.11	\$49.11

'N/A' indicates data or information cannot be released due to reliability, availability, or confidentiality restrictions. Since a portion of substate employment is not attributed to a region, substate areas will NOT add up to statewide totals. Rounding and the absence of suppressed data may also affect additivity.

		WAGE ESTIMATES						
		Average (Mean)	10th Percentile	25th Percentile	50th Percentile (Median)	75th Percentile	90th Percentile	
13-1051 Cost Estimators								
Alternate Job Title(s): Construction Job Cost Estimator; Crating and Moving Estimator; Production Cost Estimator								
Prepare cost estimates for product manufacturing, construction projects, or services to aid management in bidding on or determining price of product or service. May specialize according to particular service performed or type of product manufactured.								
North Dakota		ANNUAL:	\$70,470	\$46,730	\$53,110	\$65,510	\$78,850	\$98,930
Employment:	430	HOURLY:	\$33.88	\$22.47	\$25.53	\$31.50	\$37.91	\$47.56
Region 1		ANNUAL:	\$73,830	\$46,920	\$52,390	\$70,880	\$97,440	\$98,930
Employment:	20	HOURLY:	\$35.50	\$22.56	\$25.19	\$34.08	\$46.85	\$47.56
Region 2		ANNUAL:	\$68,640	\$46,920	\$49,820	\$69,810	\$77,900	\$93,460
Employment:	30	HOURLY:	\$33.00	\$22.56	\$23.95	\$33.56	\$37.45	\$44.93
Region 4		ANNUAL:	\$74,080	\$47,210	\$59,800	\$69,200	\$80,970	\$101,460
Employment:	50	HOURLY:	\$35.61	\$22.70	\$28.75	\$33.27	\$38.93	\$48.78
Region 5		ANNUAL:	\$70,480	\$46,280	\$51,050	\$64,330	\$76,010	\$99,590
Employment:	180	HOURLY:	\$33.88	\$22.25	\$24.55	\$30.93	\$36.54	\$47.88
Region 6		ANNUAL:	\$63,670	\$40,830	\$47,150	\$58,740	\$73,360	\$85,770
Employment:	20	HOURLY:	\$30.61	\$19.63	\$22.67	\$28.24	\$35.27	\$41.23
Region 7		ANNUAL:	\$67,800	\$46,380	\$51,050	\$64,550	\$77,000	\$100,900
Employment:	80	HOURLY:	\$32.60	\$22.30	\$24.54	\$31.03	\$37.02	\$48.51
Region 8		ANNUAL:	\$72,390	\$54,520	\$57,480	\$67,310	\$79,850	\$97,760
Employment:	50	HOURLY:	\$34.80	\$26.21	\$27.63	\$32.36	\$38.39	\$47.00
Bismarck, ND MetroSA		ANNUAL:	\$68,060	\$46,380	\$51,310	\$64,550	\$77,010	\$100,900
Employment:	70	HOURLY:	\$32.72	\$22.30	\$24.67	\$31.04	\$37.02	\$48.51
Fargo, ND-MN MetroSA		ANNUAL:	\$71,220	\$46,960	\$54,310	\$64,330	\$78,210	\$103,820
Employment:	190	HOURLY:	\$34.24	\$22.58	\$26.11	\$30.93	\$37.60	\$49.92
Grand Forks, ND-MN MetroSA		ANNUAL:	\$77,980	\$51,590	\$63,070	\$74,520	\$83,230	\$119,740
Employment:	60	HOURLY:	\$37.49	\$24.80	\$30.32	\$35.83	\$40.01	\$57.57
West ND Nonmetro Area		ANNUAL:	\$71,140	\$47,940	\$57,470	\$67,310	\$79,850	\$97,750
Employment:	100	HOURLY:	\$34.20	\$23.05	\$27.63	\$32.36	\$38.39	\$46.99
East ND Nonmetro Area		ANNUAL:	\$65,960	\$44,730	\$48,620	\$63,470	\$74,320	\$93,060
Employment:	40	HOURLY:	\$31.71	\$21.51	\$23.37	\$30.52	\$35.73	\$44.74

'N/A' indicates data or information cannot be released due to reliability, availability, or confidentiality restrictions. Since a portion of substate employment is not attributed to a region, substate areas will NOT add up to statewide totals. Rounding and the absence of suppressed data may also affect additivity.

		WAGE ESTIMATES						
		Average (Mean)	10th Percentile	25th Percentile	50th Percentile (Median)	75th Percentile	90th Percentile	
13-1071 Human Resources Specialists								
Alternate Job Title(s): Human Resources Generalist; Personnel Recruiter; Staffing Coordinator; Student Recruiter; Volunteer Coordinator								
Recruit, screen, interview, or place individuals within an organization. May perform other activities in multiple human resources areas. Excludes Compensation, Benefits, and Job Analysis Specialists (13-1141) and Training and Development Specialists (13-1151).								
North Dakota		ANNUAL:	\$69,500	\$42,700	\$50,750	\$65,020	\$82,110	\$101,750
Employment:	1,670	HOURLY:	\$33.41	\$20.53	\$24.40	\$31.26	\$39.48	\$48.92
Region 1		ANNUAL:	\$77,850	\$47,080	\$58,420	\$61,860	\$86,230	\$124,430
Employment:	110	HOURLY:	\$37.43	\$22.64	\$28.09	\$29.74	\$41.46	\$59.82
Region 2		ANNUAL:	\$71,640	\$46,740	\$58,160	\$64,110	\$82,830	\$102,150
Employment:	130	HOURLY:	\$34.44	\$22.47	\$27.96	\$30.82	\$39.82	\$49.11
Region 3		ANNUAL:	\$70,350	\$47,090	\$52,140	\$65,140	\$81,540	\$104,340
Employment:	40	HOURLY:	\$33.82	\$22.64	\$25.07	\$31.32	\$39.20	\$50.16
Region 4		ANNUAL:	\$67,250	\$38,010	\$48,200	\$64,230	\$79,750	\$101,100
Employment:	190	HOURLY:	\$32.33	\$18.27	\$23.17	\$30.88	\$38.34	\$48.60
Region 5		ANNUAL:	\$68,560	\$42,680	\$50,180	\$65,410	\$82,420	\$98,990
Employment:	680	HOURLY:	\$32.96	\$20.52	\$24.12	\$31.45	\$39.62	\$47.59
Region 6		ANNUAL:	\$68,340	\$41,640	\$52,120	\$63,700	\$79,410	\$96,490
Employment:	70	HOURLY:	\$32.86	\$20.02	\$25.06	\$30.62	\$38.18	\$46.39
Region 7		ANNUAL:	\$67,690	\$42,740	\$50,420	\$65,290	\$80,160	\$91,820
Employment:	310	HOURLY:	\$32.54	\$20.55	\$24.24	\$31.39	\$38.54	\$44.15
Region 8		ANNUAL:	\$68,860	\$44,100	\$50,960	\$62,670	\$79,730	\$98,060
Employment:	80	HOURLY:	\$33.11	\$21.20	\$24.50	\$30.13	\$38.33	\$47.14
Bismarck, ND MetroSA		ANNUAL:	\$66,450	\$42,700	\$49,840	\$64,910	\$78,180	\$90,420
Employment:	280	HOURLY:	\$31.95	\$20.53	\$23.96	\$31.21	\$37.59	\$43.47
Fargo, ND-MN MetroSA		ANNUAL:	\$68,350	\$42,850	\$49,840	\$65,000	\$82,420	\$98,560
Employment:	710	HOURLY:	\$32.86	\$20.60	\$23.96	\$31.25	\$39.62	\$47.38
Grand Forks, ND-MN MetroSA		ANNUAL:	\$67,460	\$38,010	\$48,990	\$64,230	\$79,750	\$100,270
Employment:	200	HOURLY:	\$32.43	\$18.27	\$23.55	\$30.88	\$38.34	\$48.21
West ND Nonmetro Area		ANNUAL:	\$73,740	\$46,140	\$58,240	\$64,110	\$82,830	\$105,000
Employment:	350	HOURLY:	\$35.45	\$22.18	\$28.00	\$30.82	\$39.82	\$50.48
East ND Nonmetro Area		ANNUAL:	\$69,600	\$46,210	\$52,740	\$65,910	\$80,760	\$97,610
Employment:	170	HOURLY:	\$33.46	\$22.22	\$25.36	\$31.69	\$38.83	\$46.93

'N/A' indicates data or information cannot be released due to reliability, availability, or confidentiality restrictions. Since a portion of substate employment is not attributed to a region, substate areas will NOT add up to statewide totals. Rounding and the absence of suppressed data may also affect additivity.

		WAGE ESTIMATES						
		Average (Mean)	10th Percentile	25th Percentile	50th Percentile (Median)	75th Percentile	90th Percentile	
13-1075 Labor Relations Specialists								
Alternate Job Title(s): Employee Relations Specialist; Labor Relations Consultant; Union Representative								
Resolve disputes between workers and managers, negotiate collective bargaining agreements, or coordinate grievance procedures to handle employee complaints. Excludes equal employment opportunity (EEO) officers, who are included in Compliance Officers (13-1041).								
North Dakota		ANNUAL:	\$111,080	\$78,720	\$104,580	\$107,380	\$135,120	\$136,640
Employment:	110	HOURLY:	\$53.40	\$37.85	\$50.28	\$51.63	\$64.96	\$65.69
Region 5		ANNUAL:	\$108,080	\$65,600	\$106,330	\$107,380	\$135,560	\$136,640
Employment:	60	HOURLY:	\$51.96	\$31.54	\$51.12	\$51.63	\$65.17	\$65.69
Region 7		ANNUAL:	\$115,410	\$91,030	\$103,590	\$106,140	\$135,100	\$135,930
Employment:	30	HOURLY:	\$55.49	\$43.76	\$49.80	\$51.03	\$64.95	\$65.35
Bismarck, ND MetroSA		ANNUAL:	\$114,820	\$91,030	\$103,590	\$106,140	\$135,060	\$135,120
Employment:	30	HOURLY:	\$55.20	\$43.76	\$49.81	\$51.03	\$64.93	\$64.96

13-1081 Logisticians**Alternate Job Title(s):** Logistics Analyst; Logistics Planner; Logistics Specialist

Analyze and coordinate the ongoing logistical functions of a firm or organization. Responsible for the entire life cycle of a product, including acquisition, distribution, internal allocation, delivery, and final disposal of resources. Excludes Transportation, Storage, and Distribution Managers (11-3071) and Project Management Specialists (13-1082).

North Dakota		ANNUAL:	\$70,090	\$45,750	\$53,110	\$66,800	\$82,830	\$99,250
Employment:	340	HOURLY:	\$33.70	\$22.00	\$25.53	\$32.12	\$39.82	\$47.72
Region 4		ANNUAL:	\$58,710	\$39,680	\$39,680	\$51,860	\$77,000	\$94,520
Employment:	50	HOURLY:	\$28.23	\$19.07	\$19.07	\$24.93	\$37.02	\$45.44
Region 5		ANNUAL:	\$70,060	\$47,840	\$58,840	\$66,690	\$79,460	\$94,210
Employment:	150	HOURLY:	\$33.68	\$23.00	\$28.29	\$32.06	\$38.20	\$45.29
Region 6		ANNUAL:	\$65,760	\$45,190	\$53,110	\$59,440	\$83,560	\$95,440
Employment:	10	HOURLY:	\$31.62	\$21.72	\$25.53	\$28.58	\$40.17	\$45.88
Region 7		ANNUAL:	\$75,170	\$52,500	\$58,360	\$74,690	\$87,760	\$105,060
Employment:	60	HOURLY:	\$36.14	\$25.24	\$28.06	\$35.91	\$42.19	\$50.51
Bismarck, ND MetroSA		ANNUAL:	\$75,570	\$52,500	\$59,010	\$74,690	\$87,760	\$105,060
Employment:	60	HOURLY:	\$36.33	\$25.24	\$28.37	\$35.91	\$42.19	\$50.51
Fargo, ND-MN MetroSA		ANNUAL:	\$70,650	\$47,910	\$58,840	\$67,160	\$79,460	\$95,040
Employment:	140	HOURLY:	\$33.97	\$23.04	\$28.29	\$32.29	\$38.20	\$45.69
Grand Forks, ND-MN MetroSA		ANNUAL:	\$61,700	\$39,680	\$39,680	\$51,860	\$77,010	\$100,660
Employment:	60	HOURLY:	\$29.66	\$19.08	\$19.08	\$24.93	\$37.02	\$48.39
West ND Nonmetro Area		ANNUAL:	\$75,400	\$53,110	\$63,290	\$68,540	\$84,990	\$108,630
Employment:	60	HOURLY:	\$36.25	\$25.53	\$30.43	\$32.95	\$40.86	\$52.23
East ND Nonmetro Area		ANNUAL:	\$65,280	\$44,720	\$53,110	\$64,620	\$80,620	\$95,440
Employment:	40	HOURLY:	\$31.39	\$21.50	\$25.53	\$31.07	\$38.76	\$45.89

'N/A' indicates data or information cannot be released due to reliability, availability, or confidentiality restrictions. Since a portion of substate employment is not attributed to a region, substate areas will NOT add up to statewide totals. Rounding and the absence of suppressed data may also affect additivity.

		WAGE ESTIMATES						
		Average (Mean)	10th Percentile	25th Percentile	50th Percentile (Median)	75th Percentile	90th Percentile	
13-1082 Project Management Specialists								
Alternate Job Title(s): Design Project Management Specialists; Movie Project Management Specialists								
Analyze and coordinate the schedule, timeline, procurement, staffing, and budget of a product or service on a per project basis. Lead and guide the work of technical staff. May serve as a point of contact for the client or customer. Excludes Management Occupations (11-0000), Logisticians (13-1081), Meeting, Convention, and Event Planners (13-1121), and Production, Planning, and Expediting Clerks (43-5061).								
North Dakota		ANNUAL:	\$95,120	\$59,740	\$70,240	\$91,960	\$112,880	\$133,160
Employment: 1,630		HOURLY:	\$45.73	\$28.72	\$33.77	\$44.21	\$54.27	\$64.02
Region 1		ANNUAL:	\$112,080	\$64,620	\$92,880	\$114,360	\$129,820	\$133,160
Employment: 150		HOURLY:	\$53.89	\$31.07	\$44.65	\$54.98	\$62.41	\$64.02
Region 2		ANNUAL:	\$94,620	\$49,830	\$65,140	\$93,390	\$111,860	\$132,100
Employment: 80		HOURLY:	\$45.49	\$23.96	\$31.32	\$44.90	\$53.78	\$63.51
Region 4		ANNUAL:	\$86,630	\$49,850	\$64,430	\$80,260	\$101,490	\$126,220
Employment: 180		HOURLY:	\$41.65	\$23.96	\$30.97	\$38.59	\$48.79	\$60.68
Region 5		ANNUAL:	\$93,260	\$55,940	\$67,890	\$91,700	\$107,190	\$133,120
Employment: 690		HOURLY:	\$44.83	\$26.89	\$32.64	\$44.09	\$51.53	\$64.00
Region 6		ANNUAL:	\$105,170	\$61,880	\$82,030	\$100,780	\$128,750	\$155,440
Employment: 60		HOURLY:	\$50.56	\$29.75	\$39.44	\$48.45	\$61.90	\$74.73
Region 7		ANNUAL:	\$94,730	\$61,430	\$76,550	\$89,510	\$106,560	\$127,820
Employment: 340		HOURLY:	\$45.54	\$29.54	\$36.80	\$43.03	\$51.23	\$61.45
Region 8		ANNUAL:	\$96,350	\$64,630	\$70,240	\$91,580	\$122,320	\$130,670
Employment: 100		HOURLY:	\$46.32	\$31.07	\$33.77	\$44.03	\$58.81	\$62.82
Bismarck, ND MetroSA		ANNUAL:	\$93,800	\$61,320	\$76,250	\$88,190	\$105,900	\$127,260
Employment: 320		HOURLY:	\$45.10	\$29.48	\$36.66	\$42.40	\$50.92	\$61.18
Fargo, ND-MN MetroSA		ANNUAL:	\$92,670	\$55,940	\$67,890	\$90,310	\$106,040	\$131,630
Employment: 710		HOURLY:	\$44.55	\$26.89	\$32.64	\$43.42	\$50.98	\$63.29
Grand Forks, ND-MN MetroSA		ANNUAL:	\$87,050	\$48,860	\$64,430	\$80,260	\$101,040	\$126,280
Employment: 180		HOURLY:	\$41.85	\$23.49	\$30.97	\$38.59	\$48.58	\$60.71
West ND Nonmetro Area		ANNUAL:	\$103,370	\$63,610	\$79,670	\$104,160	\$128,120	\$134,420
Employment: 350		HOURLY:	\$49.70	\$30.58	\$38.30	\$50.08	\$61.59	\$64.63
East ND Nonmetro Area		ANNUAL:	\$101,580	\$61,880	\$80,390	\$98,450	\$127,480	\$152,180
Employment: 110		HOURLY:	\$48.84	\$29.75	\$38.65	\$47.33	\$61.29	\$73.16

'N/A' indicates data or information cannot be released due to reliability, availability, or confidentiality restrictions. Since a portion of substate employment is not attributed to a region, substate areas will NOT add up to statewide totals. Rounding and the absence of suppressed data may also affect additivity.

		WAGE ESTIMATES						
		Average (Mean)	10th Percentile	25th Percentile	50th Percentile (Median)	75th Percentile	90th Percentile	
13-1111 Management Analysts								
Alternate Job Title(s): Business Management Analyst; Business Process Consultant; Industrial Analyst; University Institutional Researcher								
Conduct organizational studies and evaluations, design systems and procedures, conduct work simplification and measurement studies, and prepare operations and procedures manuals to assist management in operating more efficiently and effectively. Includes program analysts and management consultants. Excludes Computer Systems Analysts (15-1211) and Operations Research Analysts (15-2031).								
North Dakota		ANNUAL:	\$97,190	\$48,890	\$62,820	\$85,570	\$104,240	\$140,600
Employment:	720	HOURLY:	\$46.73	\$23.50	\$30.20	\$41.14	\$50.12	\$67.60
Region 1		ANNUAL:	\$140,640	\$27,180	\$52,120	\$104,240	\$226,500	N/A
Employment:	40	HOURLY:	\$67.61	\$13.07	\$25.06	\$50.12	\$108.89	N/A
Region 2		ANNUAL:	\$139,290	\$57,120	\$69,100	\$94,330	\$226,500	N/A
Employment:	50	HOURLY:	\$66.96	\$27.46	\$33.22	\$45.35	\$108.89	N/A
Region 4		ANNUAL:	\$96,240	\$48,890	\$64,730	\$84,710	\$106,280	\$137,840
Employment:	70	HOURLY:	\$46.27	\$23.50	\$31.12	\$40.73	\$51.09	\$66.27
Region 5		ANNUAL:	\$90,050	\$49,540	\$65,150	\$82,830	\$99,990	\$132,020
Employment:	340	HOURLY:	\$43.29	\$23.82	\$31.32	\$39.82	\$48.07	\$63.47
Region 6		ANNUAL:	\$85,640	\$52,000	\$62,770	\$91,790	\$104,000	\$104,000
Employment:	40	HOURLY:	\$41.17	\$25.00	\$30.18	\$44.13	\$50.00	\$50.00
Region 7		ANNUAL:	\$85,470	\$45,020	\$60,510	\$76,850	\$99,220	\$123,390
Employment:	130	HOURLY:	\$41.09	\$21.65	\$29.09	\$36.95	\$47.70	\$59.32
Region 8		ANNUAL:	\$126,830	\$51,990	\$71,740	\$89,580	\$133,420	N/A
Employment:	20	HOURLY:	\$60.97	\$25.00	\$34.49	\$43.07	\$64.14	N/A
Bismarck, ND MetroSA		ANNUAL:	\$85,940	\$45,020	\$60,320	\$78,310	\$99,220	\$123,390
Employment:	130	HOURLY:	\$41.32	\$21.65	\$29.00	\$37.65	\$47.70	\$59.32
Fargo, ND-MN MetroSA		ANNUAL:	\$90,040	\$49,980	\$66,280	\$82,830	\$100,020	\$132,020
Employment:	350	HOURLY:	\$43.29	\$24.03	\$31.87	\$39.82	\$48.09	\$63.47
Grand Forks, ND-MN MetroSA		ANNUAL:	\$95,340	\$48,890	\$64,730	\$84,710	\$106,280	\$137,840
Employment:	70	HOURLY:	\$45.84	\$23.50	\$31.12	\$40.73	\$51.10	\$66.27
East ND Nonmetro Area		ANNUAL:	\$86,760	\$51,990	\$62,570	\$95,590	\$104,000	\$107,660
Employment:	80	HOURLY:	\$41.71	\$25.00	\$30.08	\$45.96	\$50.00	\$51.76

'N/A' indicates data or information cannot be released due to reliability, availability, or confidentiality restrictions. Since a portion of substate employment is not attributed to a region, substate areas will NOT add up to statewide totals. Rounding and the absence of suppressed data may also affect additivity.

		WAGE ESTIMATES						
		Average (Mean)	10th Percentile	25th Percentile	50th Percentile (Median)	75th Percentile	90th Percentile	
13-1121 Meeting, Convention, and Event Planners								
Alternate Job Title(s): Conference Planner; Corporate Meeting Planner; Wedding Planner								
Coordinate activities of staff, convention personnel, or clients to make arrangements for group meetings, events, or conventions.								
North Dakota		ANNUAL:	\$52,420	\$37,250	\$45,790	\$49,470	\$57,970	\$68,370
Employment:	220	HOURLY:	\$25.20	\$17.91	\$22.02	\$23.79	\$27.87	\$32.87
Region 2		ANNUAL:	\$45,900	\$29,840	\$37,220	\$45,660	\$49,280	\$65,190
Employment:	10	HOURLY:	\$22.07	\$14.35	\$17.89	\$21.95	\$23.69	\$31.34
Region 4		ANNUAL:	\$51,120	\$39,240	\$48,110	\$50,660	\$52,600	\$59,330
Employment:	50	HOURLY:	\$24.58	\$18.87	\$23.13	\$24.36	\$25.29	\$28.52
Region 5		ANNUAL:	\$55,520	\$37,240	\$46,660	\$51,670	\$63,280	\$80,000
Employment:	90	HOURLY:	\$26.69	\$17.90	\$22.43	\$24.84	\$30.42	\$38.46
Region 7		ANNUAL:	\$50,120	\$40,320	\$46,310	\$48,710	\$53,840	\$57,480
Employment:	40	HOURLY:	\$24.10	\$19.38	\$22.26	\$23.42	\$25.89	\$27.64
Bismarck, ND MetroSA		ANNUAL:	\$50,180	\$39,590	\$46,310	\$48,710	\$53,840	\$57,480
Employment:	40	HOURLY:	\$24.13	\$19.03	\$22.26	\$23.42	\$25.89	\$27.64
Fargo, ND-MN MetroSA		ANNUAL:	\$54,430	\$35,360	\$46,610	\$50,720	\$61,530	\$78,740
Employment:	90	HOURLY:	\$26.17	\$17.00	\$22.41	\$24.39	\$29.58	\$37.85
Grand Forks, ND-MN MetroSA		ANNUAL:	\$53,310	\$39,240	\$48,110	\$50,660	\$52,600	\$61,790
Employment:	50	HOURLY:	\$25.63	\$18.87	\$23.13	\$24.36	\$25.29	\$29.71
West ND Nonmetro Area		ANNUAL:	\$48,590	\$37,150	\$45,220	\$46,850	\$50,180	\$66,270
Employment:	30	HOURLY:	\$23.36	\$17.86	\$21.74	\$22.52	\$24.13	\$31.86
East ND Nonmetro Area		ANNUAL:	\$49,740	\$37,650	\$44,520	\$46,850	\$56,310	\$66,200
Employment:	20	HOURLY:	\$23.91	\$18.10	\$21.40	\$22.52	\$27.07	\$31.83

'N/A' indicates data or information cannot be released due to reliability, availability, or confidentiality restrictions. Since a portion of substate employment is not attributed to a region, substate areas will NOT add up to statewide totals. Rounding and the absence of suppressed data may also affect additivity.

			WAGE ESTIMATES					
			Average (Mean)	10th Percentile	25th Percentile	50th Percentile (Median)	75th Percentile	90th Percentile
13-1131 Fundraisers								
Alternate Job Title(s): Campaign Fundraiser; Donor Relations Officer; Fundraising Officer								
Organize activities to raise funds or otherwise solicit and gather monetary donations or other gifts for an organization. May design and produce promotional materials. May also raise awareness of the organization's work, goals, and financial needs.								
North Dakota		ANNUAL:	\$69,720	\$46,710	\$56,040	\$65,240	\$80,210	\$104,420
Employment:	290	HOURLY:	\$33.52	\$22.46	\$26.94	\$31.37	\$38.56	\$50.20
Region 2		ANNUAL:	\$63,880	\$46,840	\$49,470	\$60,500	\$68,980	\$80,880
Employment:	20	HOURLY:	\$30.71	\$22.52	\$23.79	\$29.09	\$33.16	\$38.89
Region 4		ANNUAL:	\$67,100	\$45,090	\$55,310	\$63,580	\$77,520	\$95,010
Employment:	30	HOURLY:	\$32.26	\$21.68	\$26.59	\$30.57	\$37.27	\$45.68
Region 5		ANNUAL:	\$73,580	\$46,940	\$60,070	\$72,290	\$84,140	\$106,730
Employment:	110	HOURLY:	\$35.38	\$22.57	\$28.88	\$34.75	\$40.45	\$51.31
Region 6		ANNUAL:	\$65,440	\$48,450	\$51,470	\$56,090	\$62,940	\$105,170
Employment:	10	HOURLY:	\$31.46	\$23.29	\$24.74	\$26.96	\$30.26	\$50.56
Region 7		ANNUAL:	\$68,130	\$46,170	\$54,500	\$66,370	\$81,450	\$88,450
Employment:	70	HOURLY:	\$32.75	\$22.20	\$26.20	\$31.91	\$39.16	\$42.52
Region 8		ANNUAL:	\$62,560	\$49,210	\$52,000	\$60,090	\$67,920	\$68,980
Employment:	10	HOURLY:	\$30.08	\$23.66	\$25.00	\$28.89	\$32.65	\$33.16
Bismarck, ND MetroSA		ANNUAL:	\$69,350	\$46,810	\$54,500	\$71,310	\$81,840	\$88,450
Employment:	60	HOURLY:	\$33.34	\$22.50	\$26.20	\$34.28	\$39.35	\$42.53
Fargo, ND-MN MetroSA		ANNUAL:	\$74,470	\$51,390	\$60,270	\$72,290	\$84,130	\$106,740
Employment:	140	HOURLY:	\$35.81	\$24.71	\$28.98	\$34.76	\$40.45	\$51.32
Grand Forks, ND-MN MetroSA		ANNUAL:	\$68,590	\$37,750	\$55,310	\$63,580	\$83,410	\$99,420
Employment:	30	HOURLY:	\$32.98	\$18.15	\$26.59	\$30.57	\$40.10	\$47.80
West ND Nonmetro Area		ANNUAL:	\$64,490	\$46,510	\$50,360	\$60,500	\$68,980	\$88,610
Employment:	50	HOURLY:	\$31.01	\$22.36	\$24.21	\$29.09	\$33.16	\$42.60
East ND Nonmetro Area		ANNUAL:	\$63,860	\$48,450	\$51,470	\$58,940	\$67,190	\$89,490
Employment:	30	HOURLY:	\$30.70	\$23.29	\$24.74	\$28.34	\$32.30	\$43.03

13-1141 Compensation, Benefits, and Job Analysis Specialists**Alternate Job Title(s):** Employee Benefits Specialist; Job Analyst; Retirement Plan Specialist

Conduct programs of compensation and benefits and job analysis for employer. May specialize in specific areas, such as position classification and pension programs.

North Dakota		ANNUAL:	\$75,980	\$51,220	\$61,160	\$78,270	\$85,840	\$98,900
Employment:	100	HOURLY:	\$36.53	\$24.62	\$29.40	\$37.63	\$41.27	\$47.55
Region 5		ANNUAL:	\$76,760	\$51,220	\$60,120	\$78,320	\$89,110	\$99,290
Employment:	50	HOURLY:	\$36.90	\$24.62	\$28.90	\$37.65	\$42.84	\$47.74
Region 7		ANNUAL:	\$78,410	\$59,740	\$68,220	\$81,230	\$85,840	\$97,030
Employment:	30	HOURLY:	\$37.70	\$28.72	\$32.80	\$39.05	\$41.27	\$46.65
Bismarck, ND MetroSA		ANNUAL:	\$78,380	\$59,740	\$68,220	\$81,230	\$85,840	\$97,030
Employment:	30	HOURLY:	\$37.68	\$28.72	\$32.80	\$39.05	\$41.27	\$46.65
Fargo, ND-MN MetroSA		ANNUAL:	\$75,940	\$51,220	\$60,840	\$78,320	\$89,110	\$98,900
Employment:	50	HOURLY:	\$36.51	\$24.62	\$29.25	\$37.65	\$42.84	\$47.55

'N/A' indicates data or information cannot be released due to reliability, availability, or confidentiality restrictions. Since a portion of substate employment is not attributed to a region, substate areas will NOT add up to statewide totals. Rounding and the absence of suppressed data may also affect additivity.

		WAGE ESTIMATES						
		Average (Mean)	10th Percentile	25th Percentile	50th Percentile (Median)	75th Percentile	90th Percentile	
13-1151 Training and Development Specialists								
Alternate Job Title(s): Computer Software Training Specialist; Computer Training Specialist; Corporate Trainer; Insurance Employee Trainer								
Design or conduct work-related training and development programs to improve individual skills or organizational performance. May analyze organizational training needs or evaluate training effectiveness. Excludes Career/Technical Education Teachers, Postsecondary (25-1194) and Other Teachers and Instructors (25-3000). Flight instructors are included with Aircraft Pilots and Flight Engineers (53-2010).								
North Dakota		ANNUAL:	\$67,760	\$45,240	\$50,650	\$61,570	\$80,970	\$100,750
Employment:	590	HOURLY:	\$32.58	\$21.75	\$24.35	\$29.60	\$38.93	\$48.44
Region 1		ANNUAL:	\$64,290	\$50,070	\$52,000	\$56,630	\$65,190	\$99,480
Employment:	40	HOURLY:	\$30.91	\$24.07	\$25.00	\$27.22	\$31.34	\$47.83
Region 2		ANNUAL:	\$65,410	\$35,950	\$48,550	\$56,630	\$77,230	\$111,220
Employment:	40	HOURLY:	\$31.45	\$17.28	\$23.34	\$27.22	\$37.13	\$53.47
Region 4		ANNUAL:	\$64,370	\$46,740	\$50,180	\$61,090	\$67,870	\$84,340
Employment:	70	HOURLY:	\$30.95	\$22.47	\$24.12	\$29.37	\$32.63	\$40.55
Region 5		ANNUAL:	\$68,230	\$47,910	\$50,940	\$61,570	\$78,960	\$98,450
Employment:	240	HOURLY:	\$32.80	\$23.03	\$24.49	\$29.60	\$37.96	\$47.33
Region 6		ANNUAL:	\$70,510	\$39,640	\$50,210	\$64,290	\$84,260	\$116,690
Employment:	20	HOURLY:	\$33.90	\$19.06	\$24.14	\$30.91	\$40.51	\$56.10
Region 7		ANNUAL:	\$70,630	\$40,900	\$51,400	\$64,550	\$87,040	\$102,610
Employment:	130	HOURLY:	\$33.96	\$19.66	\$24.71	\$31.03	\$41.85	\$49.33
Region 8		ANNUAL:	\$62,710	\$45,260	\$48,350	\$52,010	\$68,930	\$91,410
Employment:	20	HOURLY:	\$30.15	\$21.76	\$23.25	\$25.00	\$33.14	\$43.95
Bismarck, ND MetroSA		ANNUAL:	\$70,010	\$42,390	\$51,400	\$64,280	\$87,040	\$97,980
Employment:	120	HOURLY:	\$33.66	\$20.38	\$24.71	\$30.91	\$41.85	\$47.11
Fargo, ND-MN MetroSA		ANNUAL:	\$68,650	\$48,080	\$50,940	\$61,570	\$79,130	\$97,070
Employment:	250	HOURLY:	\$33.01	\$23.12	\$24.49	\$29.60	\$38.05	\$46.67
Grand Forks, ND-MN MetroSA		ANNUAL:	\$66,940	\$49,650	\$50,770	\$62,300	\$75,390	\$97,350
Employment:	70	HOURLY:	\$32.18	\$23.87	\$24.41	\$29.95	\$36.25	\$46.81
West ND Nonmetro Area		ANNUAL:	\$65,470	\$44,450	\$50,070	\$56,630	\$75,070	\$111,830
Employment:	120	HOURLY:	\$31.48	\$21.37	\$24.07	\$27.22	\$36.09	\$53.77
East ND Nonmetro Area		ANNUAL:	\$64,860	\$33,590	\$50,210	\$60,550	\$74,990	\$101,240
Employment:	50	HOURLY:	\$31.18	\$16.15	\$24.14	\$29.11	\$36.05	\$48.67

'N/A' indicates data or information cannot be released due to reliability, availability, or confidentiality restrictions. Since a portion of substate employment is not attributed to a region, substate areas will NOT add up to statewide totals. Rounding and the absence of suppressed data may also affect additivity.

		WAGE ESTIMATES						
		Average (Mean)	10th Percentile	25th Percentile	50th Percentile (Median)	75th Percentile	90th Percentile	
13-1161 Market Research Analysts and Marketing Specialists								
Alternate Job Title(s): Advertising Analyst; Market Research Specialist; Marketing Consultant; Marketing Forecaster; Search Marketing Strategist								
Research conditions in local, regional, national, or online markets. Gather information to determine potential sales of a product or service, or plan a marketing or advertising campaign. May gather information on competitors, prices, sales, and methods of marketing and distribution. May employ search marketing tactics, analyze web metrics, and develop recommendations to increase search engine ranking and visibility to target markets. Excludes Web and Digital Interface Designers (15-1255), Art Directors (27-1011), Graphic Designers (27-1024), and Public Relations Specialists (27-3031).								
North Dakota		ANNUAL:	\$62,870	\$34,380	\$46,520	\$58,650	\$76,640	\$94,740
Employment:	1,460	HOURLY:	\$30.23	\$16.53	\$22.37	\$28.20	\$36.85	\$45.55
Region 1		ANNUAL:	\$71,810	\$43,050	\$49,890	\$64,620	\$86,520	\$107,730
Employment:	50	HOURLY:	\$34.52	\$20.70	\$23.99	\$31.07	\$41.59	\$51.79
Region 2		ANNUAL:	\$66,810	\$44,900	\$49,690	\$59,670	\$75,650	\$105,700
Employment:	80	HOURLY:	\$32.12	\$21.59	\$23.89	\$28.69	\$36.37	\$50.82
Region 3		ANNUAL:	\$54,240	\$34,990	\$39,100	\$46,990	\$64,620	\$77,770
Employment:	20	HOURLY:	\$26.07	\$16.82	\$18.80	\$22.59	\$31.07	\$37.39
Region 4		ANNUAL:	\$59,240	\$35,680	\$44,450	\$55,280	\$72,190	\$83,050
Employment:	170	HOURLY:	\$28.48	\$17.15	\$21.37	\$26.58	\$34.71	\$39.93
Region 5		ANNUAL:	\$62,720	\$32,660	\$45,160	\$60,400	\$77,740	\$97,260
Employment:	780	HOURLY:	\$30.16	\$15.70	\$21.71	\$29.04	\$37.38	\$46.76
Region 6		ANNUAL:	\$59,150	\$36,150	\$44,210	\$50,690	\$75,990	\$86,410
Employment:	50	HOURLY:	\$28.44	\$17.38	\$21.26	\$24.37	\$36.53	\$41.54
Region 7		ANNUAL:	\$63,570	\$41,760	\$46,900	\$59,580	\$74,210	\$91,560
Employment:	230	HOURLY:	\$30.56	\$20.08	\$22.55	\$28.64	\$35.68	\$44.02
Region 8		ANNUAL:	\$61,310	\$36,040	\$47,020	\$56,030	\$73,720	\$90,980
Employment:	40	HOURLY:	\$29.48	\$17.33	\$22.61	\$26.94	\$35.44	\$43.74
Bismarck, ND MetroSA		ANNUAL:	\$63,200	\$41,280	\$47,210	\$60,210	\$73,990	\$87,650
Employment:	220	HOURLY:	\$30.38	\$19.85	\$22.70	\$28.95	\$35.57	\$42.14
Fargo, ND-MN MetroSA		ANNUAL:	\$63,160	\$32,660	\$45,310	\$60,190	\$78,050	\$97,850
Employment:	850	HOURLY:	\$30.37	\$15.70	\$21.78	\$28.94	\$37.52	\$47.04
Grand Forks, ND-MN MetroSA		ANNUAL:	\$61,810	\$36,760	\$46,630	\$58,250	\$73,510	\$86,940
Employment:	180	HOURLY:	\$29.72	\$17.67	\$22.42	\$28.01	\$35.34	\$41.80
West ND Nonmetro Area		ANNUAL:	\$67,160	\$43,050	\$49,600	\$58,650	\$79,260	\$105,700
Employment:	190	HOURLY:	\$32.29	\$20.70	\$23.85	\$28.20	\$38.11	\$50.82
East ND Nonmetro Area		ANNUAL:	\$60,150	\$36,540	\$43,210	\$55,220	\$75,840	\$90,890
Employment:	100	HOURLY:	\$28.92	\$17.57	\$20.78	\$26.55	\$36.46	\$43.70

'N/A' indicates data or information cannot be released due to reliability, availability, or confidentiality restrictions. Since a portion of substate employment is not attributed to a region, substate areas will NOT add up to statewide totals. Rounding and the absence of suppressed data may also affect additivity.

		WAGE ESTIMATES						
		Average (Mean)	10th Percentile	25th Percentile	50th Percentile (Median)	75th Percentile	90th Percentile	
13-1199 Business Operations Specialists, All Other								
Alternate Job Title(s): Mystery Shopper; Ship Purser								
All business operations specialists not listed separately.								
North Dakota		ANNUAL:	\$78,610	\$47,610	\$55,080	\$70,430	\$95,420	\$118,190
Employment:	1,690	HOURLY:	\$37.79	\$22.89	\$26.48	\$33.86	\$45.87	\$56.82
Region 1		ANNUAL:	\$99,330	\$50,860	\$61,630	\$90,670	\$136,060	\$174,830
Employment:	40	HOURLY:	\$47.76	\$24.45	\$29.63	\$43.59	\$65.41	\$84.05
Region 2		ANNUAL:	\$76,950	\$46,220	\$57,120	\$74,240	\$89,810	\$102,860
Employment:	180	HOURLY:	\$37.00	\$22.22	\$27.46	\$35.69	\$43.18	\$49.45
Region 3		ANNUAL:	\$67,700	\$49,800	\$55,050	\$60,920	\$76,110	\$87,530
Employment:	40	HOURLY:	\$32.55	\$23.94	\$26.46	\$29.29	\$36.59	\$42.08
Region 4		ANNUAL:	\$75,720	\$46,490	\$51,000	\$64,730	\$85,220	\$111,610
Employment:	290	HOURLY:	\$36.40	\$22.35	\$24.52	\$31.12	\$40.97	\$53.66
Region 5		ANNUAL:	\$77,440	\$50,050	\$54,090	\$69,330	\$95,810	\$118,250
Employment:	620	HOURLY:	\$37.23	\$24.06	\$26.00	\$33.33	\$46.06	\$56.85
Region 6		ANNUAL:	\$73,510	\$41,580	\$52,250	\$64,730	\$90,670	\$106,120
Employment:	40	HOURLY:	\$35.34	\$19.99	\$25.12	\$31.12	\$43.59	\$51.02
Region 7		ANNUAL:	\$81,570	\$47,630	\$58,320	\$75,720	\$101,050	\$122,260
Employment:	390	HOURLY:	\$39.22	\$22.90	\$28.04	\$36.40	\$48.58	\$58.78
Region 8		ANNUAL:	\$90,900	\$49,010	\$57,120	\$67,020	\$100,330	\$174,820
Employment:	40	HOURLY:	\$43.70	\$23.56	\$27.46	\$32.22	\$48.24	\$84.05
Bismarck, ND MetroSA		ANNUAL:	\$81,360	\$47,630	\$58,240	\$75,720	\$101,050	\$119,430
Employment:	380	HOURLY:	\$39.12	\$22.90	\$28.00	\$36.40	\$48.58	\$57.42
Fargo, ND-MN MetroSA		ANNUAL:	\$73,080	\$44,460	\$51,010	\$64,470	\$88,340	\$110,290
Employment:	780	HOURLY:	\$35.13	\$21.38	\$24.53	\$31.00	\$42.47	\$53.03
Grand Forks, ND-MN MetroSA		ANNUAL:	\$72,960	\$44,160	\$51,000	\$63,190	\$80,830	\$107,660
Employment:	340	HOURLY:	\$35.08	\$21.23	\$24.52	\$30.38	\$38.86	\$51.76
West ND Nonmetro Area		ANNUAL:	\$82,910	\$46,700	\$57,570	\$74,240	\$95,330	\$126,400
Employment:	280	HOURLY:	\$39.86	\$22.45	\$27.68	\$35.69	\$45.83	\$60.77
East ND Nonmetro Area		ANNUAL:	\$70,730	\$46,700	\$52,860	\$67,380	\$82,830	\$101,010
Employment:	130	HOURLY:	\$34.01	\$22.45	\$25.42	\$32.39	\$39.82	\$48.56

'N/A' indicates data or information cannot be released due to reliability, availability, or confidentiality restrictions. Since a portion of substate employment is not attributed to a region, substate areas will NOT add up to statewide totals. Rounding and the absence of suppressed data may also affect additivity.

		WAGE ESTIMATES					
		Average (Mean)	10th Percentile	25th Percentile	50th Percentile (Median)	75th Percentile	90th Percentile
13-2011 Accountants and Auditors							
Alternate Job Title(s): Certified Public Accountant; Field Auditor; Internal Auditor							
Examine, analyze, and interpret accounting records to prepare financial statements, give advice, or audit and evaluate statements prepared by others. Install or advise on systems of recording costs or other financial and budgetary data. Excludes Tax Examiners and Collectors, and Revenue Agents (13-2081).							
North Dakota	ANNUAL:	\$71,760	\$46,360	\$56,180	\$65,350	\$80,800	\$103,420
Employment: 4,290	HOURLY:	\$34.50	\$22.29	\$27.01	\$31.42	\$38.85	\$49.72
Region 1	ANNUAL:	\$78,910	\$49,920	\$60,390	\$74,230	\$96,600	\$111,450
Employment: 260	HOURLY:	\$37.94	\$24.00	\$29.03	\$35.69	\$46.44	\$53.58
Region 2	ANNUAL:	\$74,030	\$47,300	\$58,890	\$67,220	\$81,930	\$105,780
Employment: 360	HOURLY:	\$35.59	\$22.74	\$28.31	\$32.32	\$39.39	\$50.86
Region 3	ANNUAL:	\$65,170	\$44,030	\$50,080	\$61,010	\$77,470	\$92,850
Employment: 160	HOURLY:	\$31.33	\$21.17	\$24.08	\$29.33	\$37.25	\$44.64
Region 4	ANNUAL:	\$66,880	\$45,940	\$53,260	\$62,390	\$76,860	\$93,030
Employment: 450	HOURLY:	\$32.16	\$22.09	\$25.61	\$29.99	\$36.95	\$44.72
Region 5	ANNUAL:	\$71,410	\$46,280	\$56,420	\$64,330	\$80,120	\$100,020
Employment: 1,600	HOURLY:	\$34.33	\$22.25	\$27.12	\$30.93	\$38.52	\$48.09
Region 6	ANNUAL:	\$69,230	\$40,490	\$51,820	\$62,740	\$76,220	\$95,720
Employment: 220	HOURLY:	\$33.28	\$19.47	\$24.91	\$30.16	\$36.64	\$46.02
Region 7	ANNUAL:	\$73,040	\$47,840	\$58,020	\$68,570	\$81,230	\$104,570
Employment: 960	HOURLY:	\$35.12	\$23.00	\$27.90	\$32.97	\$39.05	\$50.28
Region 8	ANNUAL:	\$73,930	\$47,290	\$57,390	\$65,870	\$81,560	\$108,630
Employment: 230	HOURLY:	\$35.54	\$22.74	\$27.59	\$31.67	\$39.21	\$52.22
Bismarck, ND MetroSA	ANNUAL:	\$73,380	\$47,560	\$58,260	\$68,720	\$81,990	\$104,570
Employment: 830	HOURLY:	\$35.28	\$22.87	\$28.01	\$33.04	\$39.42	\$50.28
Fargo, ND-MN MetroSA	ANNUAL:	\$71,650	\$46,670	\$56,920	\$65,680	\$80,450	\$100,690
Employment: 1,580	HOURLY:	\$34.45	\$22.44	\$27.36	\$31.58	\$38.68	\$48.41
Grand Forks, ND-MN MetroSA	ANNUAL:	\$67,430	\$46,180	\$52,490	\$61,870	\$77,580	\$94,290
Employment: 430	HOURLY:	\$32.42	\$22.20	\$25.23	\$29.75	\$37.30	\$45.33
West ND Nonmetro Area	ANNUAL:	\$74,900	\$47,830	\$58,080	\$67,890	\$85,180	\$109,490
Employment: 980	HOURLY:	\$36.01	\$23.00	\$27.92	\$32.64	\$40.95	\$52.64
East ND Nonmetro Area	ANNUAL:	\$67,530	\$41,330	\$50,960	\$61,660	\$77,430	\$93,510
Employment: 600	HOURLY:	\$32.47	\$19.87	\$24.50	\$29.64	\$37.23	\$44.96

'N/A' indicates data or information cannot be released due to reliability, availability, or confidentiality restrictions. Since a portion of substate employment is not attributed to a region, substate areas will NOT add up to statewide totals. Rounding and the absence of suppressed data may also affect additivity.

			WAGE ESTIMATES					
			Average (Mean)	10th Percentile	25th Percentile	50th Percentile (Median)	75th Percentile	90th Percentile
13-2020 Property Appraisers and Assessors								
Alternate Job Title(s): Estate Appraiser; Machinery Appraiser; Personal Property Assessor; Real Estate Appraiser; Real Estate Assessor								
Appraise and estimate the fair value of real estate, or tangible personal or business property, such as jewelry, art, antiques, collectibles, and equipment. May also appraise land or assess taxes in accordance with prescribed schedules. Excludes Claims Adjusters, Examiners, and Investigators (13-1031), Insurance Appraisers, Auto Damage (13-1032), and Tax Examiners and Collectors, and Revenue Agents (13-2081).								
North Dakota		ANNUAL:	\$77,610	\$49,650	\$61,910	\$72,290	\$91,100	\$108,450
Employment:	160	HOURLY:	\$37.31	\$23.87	\$29.76	\$34.76	\$43.80	\$52.14
Region 1		ANNUAL:	\$67,520	\$42,540	\$57,280	\$65,720	\$76,640	\$91,100
Employment:	20	HOURLY:	\$32.46	\$20.45	\$27.54	\$31.59	\$36.85	\$43.80
Region 2		ANNUAL:	\$75,290	\$48,610	\$58,290	\$77,370	\$85,980	\$105,410
Employment:	20	HOURLY:	\$36.20	\$23.37	\$28.02	\$37.20	\$41.34	\$50.68
Region 4		ANNUAL:	\$70,530	\$46,080	\$52,500	\$69,550	\$73,760	\$96,150
Employment:	20	HOURLY:	\$33.91	\$22.15	\$25.24	\$33.44	\$35.46	\$46.22
Region 5		ANNUAL:	\$89,770	\$59,870	\$69,620	\$85,820	\$108,000	\$119,120
Employment:	50	HOURLY:	\$43.16	\$28.78	\$33.47	\$41.26	\$51.93	\$57.27
Region 7		ANNUAL:	\$75,090	\$61,780	\$61,960	\$66,660	\$83,390	\$107,200
Employment:	40	HOURLY:	\$36.10	\$29.70	\$29.79	\$32.05	\$40.09	\$51.54
Bismarck, ND MetroSA		ANNUAL:	\$75,530	\$61,780	\$61,960	\$66,660	\$83,390	\$107,200
Employment:	30	HOURLY:	\$36.31	\$29.70	\$29.79	\$32.05	\$40.09	\$51.54
Fargo, ND-MN MetroSA		ANNUAL:	\$90,210	\$66,100	\$69,990	\$85,820	\$108,000	\$118,520
Employment:	60	HOURLY:	\$43.37	\$31.78	\$33.65	\$41.26	\$51.93	\$56.98
Grand Forks, ND-MN MetroSA		ANNUAL:	\$72,470	\$46,160	\$52,570	\$63,930	\$74,840	\$123,290
Employment:	30	HOURLY:	\$34.84	\$22.19	\$25.27	\$30.73	\$35.98	\$59.28
West ND Nonmetro Area		ANNUAL:	\$69,950	\$47,610	\$52,500	\$66,920	\$82,430	\$100,350
Employment:	50	HOURLY:	\$33.63	\$22.89	\$25.24	\$32.18	\$39.63	\$48.25
East ND Nonmetro Area		ANNUAL:	\$59,920	\$36,780	\$49,650	\$55,480	\$65,580	\$91,210
Employment:	20	HOURLY:	\$28.81	\$17.68	\$23.87	\$26.68	\$31.53	\$43.85

'N/A' indicates data or information cannot be released due to reliability, availability, or confidentiality restrictions. Since a portion of substate employment is not attributed to a region, substate areas will NOT add up to statewide totals. Rounding and the absence of suppressed data may also affect additivity.

			WAGE ESTIMATES					
			Average (Mean)	10th Percentile	25th Percentile	50th Percentile (Median)	75th Percentile	90th Percentile
13-2031 Budget Analysts								
Alternate Job Title(s): Budget Examiner; Budget Officer; Cost Analyst								
Examine budget estimates for completeness, accuracy, and conformance with procedures and regulations. Analyze budgeting and accounting reports. Excludes Financial and Investment Analysts (13-2051).								
North Dakota		ANNUAL:	\$78,160	\$57,120	\$62,820	\$74,240	\$89,140	\$104,410
Employment:	70	HOURLY:	\$37.58	\$27.46	\$30.20	\$35.69	\$42.86	\$50.20
Region 4		ANNUAL:	\$72,550	\$57,120	\$60,920	\$73,690	\$78,310	\$91,100
Employment:	10	HOURLY:	\$34.88	\$27.46	\$29.29	\$35.43	\$37.65	\$43.80
Region 5		ANNUAL:	\$85,580	\$59,630	\$59,630	\$89,140	\$98,730	\$104,920
Employment:	10	HOURLY:	\$41.14	\$28.67	\$28.67	\$42.86	\$47.47	\$50.44
Region 7		ANNUAL:	\$82,760	\$66,620	\$73,020	\$80,620	\$91,100	\$107,660
Employment:	20	HOURLY:	\$39.79	\$32.03	\$35.11	\$38.76	\$43.80	\$51.76
Bismarck, ND MetroSA		ANNUAL:	\$83,240	\$62,120	\$73,020	\$80,620	\$91,100	\$107,660
Employment:	10	HOURLY:	\$40.02	\$29.86	\$35.11	\$38.76	\$43.80	\$51.76
Fargo, ND-MN MetroSA		ANNUAL:	\$87,320	\$59,630	\$59,630	\$98,730	\$98,730	\$107,660
Employment:	10	HOURLY:	\$41.98	\$28.67	\$28.67	\$47.47	\$47.47	\$51.76
Grand Forks, ND-MN MetroSA		ANNUAL:	\$72,370	\$57,120	\$60,920	\$73,690	\$78,310	\$91,100
Employment:	10	HOURLY:	\$34.79	\$27.46	\$29.29	\$35.43	\$37.65	\$43.80
West ND Nonmetro Area		ANNUAL:	\$71,910	\$57,120	\$59,010	\$69,760	\$76,180	\$89,470
Employment:	20	HOURLY:	\$34.57	\$27.46	\$28.37	\$33.54	\$36.62	\$43.02

13-2041 Credit Analysts**Alternate Job Title(s):** Credit Assessment Analyst; Credit Risk Analyst

Analyze credit data and financial statements of individuals or firms to determine the degree of risk involved in extending credit or lending money. Prepare reports with credit information for use in decisionmaking. Excludes Financial Risk Specialists (13-2054).

North Dakota		ANNUAL:	\$88,360	\$58,780	\$66,850	\$82,050	\$100,960	\$125,630
Employment:	300	HOURLY:	\$42.48	\$28.26	\$32.14	\$39.45	\$48.54	\$60.40
Region 4		ANNUAL:	\$91,520	\$58,700	\$62,220	\$79,730	\$105,490	\$131,080
Employment:	20	HOURLY:	\$44.00	\$28.22	\$29.91	\$38.33	\$50.71	\$63.02
Region 5		ANNUAL:	\$91,660	\$60,570	\$74,280	\$83,060	\$106,330	\$125,630
Employment:	160	HOURLY:	\$44.07	\$29.12	\$35.71	\$39.93	\$51.12	\$60.40
Region 7		ANNUAL:	\$79,980	\$54,750	\$63,510	\$78,130	\$92,520	\$104,730
Employment:	50	HOURLY:	\$38.45	\$26.32	\$30.53	\$37.56	\$44.48	\$50.35
Bismarck, ND MetroSA		ANNUAL:	\$78,870	\$54,750	\$63,510	\$77,140	\$92,520	\$104,730
Employment:	50	HOURLY:	\$37.92	\$26.32	\$30.53	\$37.09	\$44.48	\$50.35
Fargo, ND-MN MetroSA		ANNUAL:	\$91,690	\$59,960	\$71,390	\$83,060	\$106,330	\$125,630
Employment:	170	HOURLY:	\$44.08	\$28.83	\$34.32	\$39.93	\$51.12	\$60.40
Grand Forks, ND-MN MetroSA		ANNUAL:	\$86,000	\$58,700	\$59,060	\$77,470	\$97,360	\$123,140
Employment:	20	HOURLY:	\$41.35	\$28.22	\$28.40	\$37.25	\$46.81	\$59.20
West ND Nonmetro Area		ANNUAL:	\$81,920	\$57,200	\$60,180	\$80,330	\$95,720	\$104,890
Employment:	30	HOURLY:	\$39.39	\$27.50	\$28.93	\$38.62	\$46.02	\$50.43
East ND Nonmetro Area		ANNUAL:	\$90,590	\$55,390	\$62,510	\$87,890	\$126,120	\$126,120
Employment:	30	HOURLY:	\$43.55	\$26.63	\$30.06	\$42.26	\$60.63	\$60.63

'N/A' indicates data or information cannot be released due to reliability, availability, or confidentiality restrictions. Since a portion of substate employment is not attributed to a region, substate areas will NOT add up to statewide totals. Rounding and the absence of suppressed data may also affect additivity.

	WAGE ESTIMATES					
	Average (Mean)	10th Percentile	25th Percentile	50th Percentile (Median)	75th Percentile	90th Percentile

13-2051 Financial and Investment Analysts

Alternate Job Title(s): Corporate Financial Analyst; Corporate Securities Research Analyst; Institutional Commodity Analyst; Organizational Investment Analyst

Conduct quantitative analyses of information involving investment programs or financial data of public or private institutions, including valuation of businesses. Excludes Budget Analysts (13-2031), Financial Risk Specialists (13-2054), and Securities, Commodities, and Financial Services Sales Agents (41-3031).

North Dakota		ANNUAL:	\$82,130	\$56,490	\$62,310	\$79,520	\$99,070	\$105,860
Employment:	280	HOURLY:	\$39.48	\$27.16	\$29.96	\$38.23	\$47.63	\$50.89
Region 4		ANNUAL:	\$80,220	\$60,460	\$65,310	\$81,740	\$82,830	\$98,390
Employment:	10	HOURLY:	\$38.57	\$29.06	\$31.40	\$39.30	\$39.82	\$47.30
Region 5		ANNUAL:	\$84,260	\$60,670	\$68,680	\$79,540	\$100,360	\$105,860
Employment:	140	HOURLY:	\$40.51	\$29.17	\$33.02	\$38.24	\$48.25	\$50.89
Region 7		ANNUAL:	\$77,300	\$51,500	\$61,830	\$76,940	\$90,990	\$103,670
Employment:	90	HOURLY:	\$37.16	\$24.76	\$29.72	\$36.99	\$43.75	\$49.84
Bismarck, ND MetroSA		ANNUAL:	\$76,590	\$51,500	\$61,830	\$76,940	\$90,990	\$103,670
Employment:	90	HOURLY:	\$36.82	\$24.76	\$29.73	\$36.99	\$43.75	\$49.84
Fargo, ND-MN MetroSA		ANNUAL:	\$85,060	\$60,660	\$68,680	\$79,570	\$100,910	\$114,330
Employment:	140	HOURLY:	\$40.90	\$29.16	\$33.02	\$38.26	\$48.52	\$54.96
Grand Forks, ND-MN MetroSA		ANNUAL:	\$84,050	\$60,460	\$68,530	\$81,740	\$97,510	\$103,440
Employment:	10	HOURLY:	\$40.41	\$29.07	\$32.95	\$39.30	\$46.88	\$49.73

'N/A' indicates data or information cannot be released due to reliability, availability, or confidentiality restrictions. Since a portion of substate employment is not attributed to a region, substate areas will NOT add up to statewide totals. Rounding and the absence of suppressed data may also affect additivity.

		WAGE ESTIMATES						
		Average (Mean)	10th Percentile	25th Percentile	50th Percentile (Median)	75th Percentile	90th Percentile	
13-2052 Personal Financial Advisors								
Alternate Job Title(s): Estate Planner; Individual Pension Adviser; Personal Investment Adviser								
Advise clients on financial plans using knowledge of tax and investment strategies, securities, insurance, pension plans, and real estate. Duties include assessing clients' assets, liabilities, cash flow, insurance coverage, tax status, and financial objectives. May also buy and sell financial assets for clients. Excludes Securities, Commodities, and Financial Services Sales Agents (41-3031).								
North Dakota		ANNUAL:	\$116,890	\$46,420	\$63,890	\$102,700	\$132,450	N/A
Employment:	640	HOURLY:	\$56.20	\$22.32	\$30.72	\$49.38	\$63.68	N/A
Region 1		ANNUAL:	\$129,130	\$47,320	\$72,570	\$119,570	\$147,430	N/A
Employment:	30	HOURLY:	\$62.08	\$22.75	\$34.89	\$57.48	\$70.88	N/A
Region 2		ANNUAL:	\$122,960	\$39,190	\$60,410	\$104,510	\$147,430	N/A
Employment:	60	HOURLY:	\$59.11	\$18.84	\$29.04	\$50.24	\$70.88	N/A
Region 4		ANNUAL:	\$119,620	\$38,260	\$58,390	\$104,510	\$143,150	N/A
Employment:	60	HOURLY:	\$57.51	\$18.39	\$28.07	\$50.24	\$68.82	N/A
Region 5		ANNUAL:	\$115,360	\$50,470	\$67,940	\$102,660	\$132,190	\$206,010
Employment:	230	HOURLY:	\$55.46	\$24.27	\$32.66	\$49.35	\$63.55	\$99.04
Region 6		ANNUAL:	\$128,270	\$39,190	\$47,320	\$106,610	\$195,250	N/A
Employment:	30	HOURLY:	\$61.67	\$18.84	\$22.75	\$51.25	\$93.87	N/A
Region 7		ANNUAL:	\$109,410	\$47,270	\$59,540	\$102,600	\$116,360	\$205,400
Employment:	170	HOURLY:	\$52.60	\$22.73	\$28.63	\$49.33	\$55.94	\$98.75
Bismarck, ND MetroSA		ANNUAL:	\$108,900	\$47,270	\$59,540	\$102,600	\$115,950	\$204,950
Employment:	160	HOURLY:	\$52.36	\$22.73	\$28.63	\$49.33	\$55.74	\$98.53
Fargo, ND-MN MetroSA		ANNUAL:	\$115,110	\$50,480	\$68,440	\$102,530	\$131,380	\$204,880
Employment:	230	HOURLY:	\$55.34	\$24.27	\$32.90	\$49.29	\$63.16	\$98.50
Grand Forks, ND-MN MetroSA		ANNUAL:	\$111,330	\$38,260	\$51,230	\$97,180	\$129,700	N/A
Employment:	50	HOURLY:	\$53.52	\$18.39	\$24.63	\$46.72	\$62.36	N/A
West ND Nonmetro Area		ANNUAL:	\$125,880	\$39,190	\$65,440	\$107,290	\$147,430	N/A
Employment:	130	HOURLY:	\$60.52	\$18.84	\$31.46	\$51.58	\$70.88	N/A
East ND Nonmetro Area		ANNUAL:	\$127,950	\$39,190	\$51,520	\$105,030	\$195,250	N/A
Employment:	60	HOURLY:	\$61.51	\$18.84	\$24.77	\$50.50	\$93.87	N/A

'N/A' indicates data or information cannot be released due to reliability, availability, or confidentiality restrictions. Since a portion of substate employment is not attributed to a region, substate areas will NOT add up to statewide totals. Rounding and the absence of suppressed data may also affect additivity.

			WAGE ESTIMATES					
			Average (Mean)	10th Percentile	25th Percentile	50th Percentile (Median)	75th Percentile	90th Percentile
13-2053 Insurance Underwriters								
Alternate Job Title(s): Automobile and Property Underwriter; Bond Underwriter; Insurance Analyst								
Review individual applications for insurance to evaluate degree of risk involved and determine acceptance of applications.								
North Dakota		ANNUAL:	\$73,510	\$49,810	\$57,600	\$66,680	\$79,770	\$103,160
Employment:	170	HOURLY:	\$35.34	\$23.95	\$27.69	\$32.06	\$38.35	\$49.60
Region 2		ANNUAL:	\$67,880	\$43,640	\$49,730	\$65,000	\$76,260	\$103,170
Employment:	20	HOURLY:	\$32.63	\$20.98	\$23.91	\$31.25	\$36.66	\$49.60
Region 5		ANNUAL:	\$78,020	\$49,930	\$62,290	\$75,180	\$83,430	\$124,070
Employment:	100	HOURLY:	\$37.51	\$24.00	\$29.95	\$36.15	\$40.11	\$59.65
Region 7		ANNUAL:	\$63,660	\$51,290	\$51,290	\$60,130	\$68,200	\$76,370
Employment:	40	HOURLY:	\$30.61	\$24.66	\$24.66	\$28.91	\$32.79	\$36.71
Bismarck, ND MetroSA		ANNUAL:	\$63,200	\$51,290	\$51,290	\$59,340	\$68,200	\$76,370
Employment:	40	HOURLY:	\$30.38	\$24.66	\$24.66	\$28.53	\$32.79	\$36.71
Fargo, ND-MN MetroSA		ANNUAL:	\$77,830	\$49,930	\$62,290	\$75,180	\$83,430	\$124,070
Employment:	100	HOURLY:	\$37.42	\$24.01	\$29.95	\$36.15	\$40.11	\$59.65
West ND Nonmetro Area		ANNUAL:	\$68,970	\$43,640	\$49,730	\$65,000	\$76,270	\$106,260
Employment:	20	HOURLY:	\$33.16	\$20.98	\$23.91	\$31.25	\$36.67	\$51.09

13-2054 Financial Risk Specialists**Alternate Job Title(s):** Financial Risk Analyst

Analyze and measure exposure to credit and market risk threatening the assets, earning capacity, or economic state of an organization. May make recommendations to limit risk. Excludes Credit Analysts (13-2041).

North Dakota		ANNUAL:	\$84,090	\$42,720	\$65,230	\$76,490	\$113,540	\$125,210
Employment:	40	HOURLY:	\$40.43	\$20.54	\$31.36	\$36.77	\$54.59	\$60.20
Region 5		ANNUAL:	\$85,100	\$42,720	\$66,000	\$76,490	\$113,980	\$124,060
Employment:	20	HOURLY:	\$40.91	\$20.54	\$31.73	\$36.77	\$54.80	\$59.64
Region 7		ANNUAL:	\$95,160	\$68,930	\$76,280	\$102,260	\$113,540	\$132,870
Employment:	10	HOURLY:	\$45.75	\$33.14	\$36.67	\$49.16	\$54.58	\$63.88
Fargo, ND-MN MetroSA		ANNUAL:	\$86,500	\$42,720	\$66,000	\$76,490	\$113,980	\$125,210
Employment:	20	HOURLY:	\$41.59	\$20.54	\$31.73	\$36.77	\$54.80	\$60.20

'N/A' indicates data or information cannot be released due to reliability, availability, or confidentiality restrictions. Since a portion of substate employment is not attributed to a region, substate areas will NOT add up to statewide totals. Rounding and the absence of suppressed data may also affect additivity.

		WAGE ESTIMATES						
		Average (Mean)	10th Percentile	25th Percentile	50th Percentile (Median)	75th Percentile	90th Percentile	
13-2061 Financial Examiners								
Alternate Job Title(s): Bank Examiner; Financial Compliance Examiner; Home Mortgage Disclosure Act Specialist								
Enforce or ensure compliance with laws and regulations governing financial and securities institutions and financial and real estate transactions. May examine, verify, or authenticate records.								
North Dakota		ANNUAL:	\$86,120	\$57,940	\$64,020	\$72,030	\$100,320	\$133,100
Employment:	170	HOURLY:	\$41.40	\$27.86	\$30.78	\$34.63	\$48.23	\$63.99
Region 2		ANNUAL:	\$65,880	\$57,940	\$57,940	\$57,940	\$68,210	\$99,050
Employment:	10	HOURLY:	\$31.67	\$27.85	\$27.86	\$27.86	\$32.79	\$47.62
Region 4		ANNUAL:	\$93,110	\$58,840	\$64,790	\$94,350	\$106,470	\$120,430
Employment:	10	HOURLY:	\$44.76	\$28.29	\$31.15	\$45.36	\$51.19	\$57.90
Region 5		ANNUAL:	\$96,450	\$60,030	\$66,010	\$81,460	\$110,300	\$165,890
Employment:	90	HOURLY:	\$46.37	\$28.86	\$31.73	\$39.16	\$53.03	\$79.75
Region 7		ANNUAL:	\$72,990	\$57,350	\$61,150	\$70,220	\$82,050	\$98,040
Employment:	40	HOURLY:	\$35.09	\$27.57	\$29.40	\$33.76	\$39.45	\$47.13
Bismarck, ND MetroSA		ANNUAL:	\$73,380	\$57,350	\$64,020	\$70,220	\$82,050	\$98,540
Employment:	40	HOURLY:	\$35.28	\$27.57	\$30.78	\$33.76	\$39.45	\$47.37
Fargo, ND-MN MetroSA		ANNUAL:	\$97,660	\$60,030	\$66,010	\$86,280	\$110,640	\$165,890
Employment:	90	HOURLY:	\$46.95	\$28.86	\$31.73	\$41.48	\$53.19	\$79.76
Grand Forks, ND-MN MetroSA		ANNUAL:	\$97,220	\$58,840	\$64,790	\$94,350	\$106,470	\$159,330
Employment:	10	HOURLY:	\$46.74	\$28.29	\$31.15	\$45.36	\$51.19	\$76.60
West ND Nonmetro Area		ANNUAL:	\$69,660	\$57,940	\$57,940	\$57,940	\$68,210	\$102,600
Employment:	N/A	HOURLY:	\$33.49	\$27.86	\$27.86	\$27.86	\$32.80	\$49.33

13-2071 Credit Counselors**Alternate Job Title(s):** Debt Management Counselor; Student Financial Aid Counselor; Student Loan Counselor

Advise and educate individuals or organizations on acquiring and managing debt. May provide guidance in determining the best type of loan and explain loan requirements or restrictions. May help develop debt management plans or student financial aid packages. May advise on credit issues, or provide budget, mortgage, bankruptcy, or student financial aid counseling.

North Dakota		ANNUAL:	\$50,210	\$43,230	\$43,490	\$48,750	\$56,300	\$58,960
Employment:	40	HOURLY:	\$24.14	\$20.78	\$20.91	\$23.44	\$27.07	\$28.35
Region 5		ANNUAL:	\$50,440	\$43,490	\$43,490	\$48,750	\$56,030	\$58,960
Employment:	20	HOURLY:	\$24.25	\$20.91	\$20.91	\$23.44	\$26.94	\$28.35
Fargo, ND-MN MetroSA		ANNUAL:	\$50,590	\$43,480	\$43,490	\$48,750	\$57,480	\$58,960
Employment:	30	HOURLY:	\$24.32	\$20.90	\$20.91	\$23.44	\$27.64	\$28.35

'N/A' indicates data or information cannot be released due to reliability, availability, or confidentiality restrictions. Since a portion of substate employment is not attributed to a region, substate areas will NOT add up to statewide totals. Rounding and the absence of suppressed data may also affect additivity.

		WAGE ESTIMATES						
		Average (Mean)	10th Percentile	25th Percentile	50th Percentile (Median)	75th Percentile	90th Percentile	
13-2072 Loan Officers								
Alternate Job Title(s): Commercial Lender; Loan Reviewer; Payday Loan Officer; Real Estate Loan Officer								
Evaluate, authorize, or recommend approval of commercial, real estate, or credit loans. Advise borrowers on financial status and payment methods. Includes mortgage loan officers and agents, collection analysts, loan servicing officers, loan underwriters, and payday loan officers.								
North Dakota		ANNUAL:	\$93,020	\$49,090	\$62,110	\$86,440	\$107,300	\$154,690
Employment:	1,420	HOURLY:	\$44.72	\$23.60	\$29.86	\$41.56	\$51.59	\$74.37
Region 1		ANNUAL:	\$98,700	\$50,330	\$67,490	\$96,320	\$118,440	\$157,490
Employment:	60	HOURLY:	\$47.45	\$24.20	\$32.44	\$46.31	\$56.94	\$75.72
Region 2		ANNUAL:	\$89,190	\$50,670	\$62,640	\$83,600	\$104,150	\$134,870
Employment:	150	HOURLY:	\$42.88	\$24.36	\$30.11	\$40.19	\$50.07	\$64.84
Region 3		ANNUAL:	\$88,880	\$49,650	\$58,550	\$81,350	\$99,660	\$161,300
Employment:	90	HOURLY:	\$42.73	\$23.87	\$28.15	\$39.11	\$47.91	\$77.55
Region 4		ANNUAL:	\$89,950	\$45,760	\$57,890	\$83,160	\$102,580	\$152,950
Employment:	140	HOURLY:	\$43.24	\$22.00	\$27.83	\$39.98	\$49.31	\$73.53
Region 5		ANNUAL:	\$97,460	\$49,640	\$63,950	\$93,130	\$120,610	\$157,530
Employment:	430	HOURLY:	\$46.86	\$23.87	\$30.74	\$44.77	\$57.98	\$75.73
Region 6		ANNUAL:	\$89,560	\$46,220	\$58,550	\$81,740	\$101,950	\$154,350
Employment:	130	HOURLY:	\$43.06	\$22.22	\$28.15	\$39.30	\$49.01	\$74.21
Region 7		ANNUAL:	\$90,260	\$48,570	\$60,110	\$82,670	\$104,810	\$147,950
Employment:	290	HOURLY:	\$43.39	\$23.35	\$28.90	\$39.74	\$50.39	\$71.13
Region 8		ANNUAL:	\$91,040	\$51,780	\$66,620	\$85,030	\$105,730	\$132,060
Employment:	70	HOURLY:	\$43.77	\$24.89	\$32.03	\$40.88	\$50.83	\$63.49
Bismarck, ND MetroSA		ANNUAL:	\$90,240	\$48,540	\$59,350	\$82,670	\$104,810	\$147,950
Employment:	240	HOURLY:	\$43.38	\$23.34	\$28.53	\$39.74	\$50.39	\$71.13
Fargo, ND-MN MetroSA		ANNUAL:	\$97,490	\$50,340	\$63,950	\$95,030	\$120,870	\$155,500
Employment:	410	HOURLY:	\$46.87	\$24.20	\$30.74	\$45.69	\$58.11	\$74.76
Grand Forks, ND-MN MetroSA		ANNUAL:	\$91,840	\$47,880	\$61,450	\$84,800	\$108,060	\$150,060
Employment:	120	HOURLY:	\$44.15	\$23.02	\$29.54	\$40.77	\$51.95	\$72.15
West ND Nonmetro Area		ANNUAL:	\$91,570	\$50,670	\$63,870	\$85,030	\$106,630	\$153,530
Employment:	340	HOURLY:	\$44.02	\$24.36	\$30.71	\$40.88	\$51.26	\$73.81
East ND Nonmetro Area		ANNUAL:	\$88,550	\$45,760	\$58,550	\$81,680	\$101,150	\$155,840
Employment:	340	HOURLY:	\$42.57	\$22.00	\$28.15	\$39.27	\$48.63	\$74.93

'N/A' indicates data or information cannot be released due to reliability, availability, or confidentiality restrictions. Since a portion of substate employment is not attributed to a region, substate areas will NOT add up to statewide totals. Rounding and the absence of suppressed data may also affect additivity.

			WAGE ESTIMATES					
			Average (Mean)	10th Percentile	25th Percentile	50th Percentile (Median)	75th Percentile	90th Percentile
13-2081 Tax Examiners and Collectors, and Revenue Agents								
Alternate Job Title(s): Internal Revenue Service Agent; Revenue Collector; Tax Investigator								
Determine tax liability or collect taxes from individuals or business firms according to prescribed laws and regulations.								
North Dakota		ANNUAL:	\$61,690	\$36,590	\$44,840	\$57,490	\$74,610	\$96,620
Employment:	90	HOURLY:	\$29.66	\$17.59	\$21.56	\$27.64	\$35.87	\$46.45
Region 4		ANNUAL:	\$66,870	\$42,020	\$45,640	\$61,510	\$88,340	\$101,660
Employment:	10	HOURLY:	\$32.15	\$20.20	\$21.94	\$29.57	\$42.47	\$48.88
Region 6		ANNUAL:	\$54,340	\$35,730	\$45,330	\$54,180	\$57,790	\$75,230
Employment:	10	HOURLY:	\$26.12	\$17.18	\$21.79	\$26.05	\$27.78	\$36.17
Region 7		ANNUAL:	\$54,860	\$36,590	\$39,810	\$46,640	\$71,530	\$78,310
Employment:	20	HOURLY:	\$26.38	\$17.59	\$19.14	\$22.42	\$34.39	\$37.65
Bismarck, ND MetroSA		ANNUAL:	\$55,870	\$36,590	\$39,980	\$45,550	\$74,610	\$87,170
Employment:	20	HOURLY:	\$26.86	\$17.59	\$19.22	\$21.90	\$35.87	\$41.91
Fargo, ND-MN MetroSA		ANNUAL:	\$86,980	\$57,120	\$65,550	\$82,830	\$108,330	\$124,760
Employment:	10	HOURLY:	\$41.82	\$27.46	\$31.51	\$39.82	\$52.08	\$59.98
West ND Nonmetro Area		ANNUAL:	\$59,370	\$35,740	\$46,060	\$54,180	\$63,980	\$101,080
Employment:	20	HOURLY:	\$28.54	\$17.18	\$22.14	\$26.05	\$30.76	\$48.60
East ND Nonmetro Area		ANNUAL:	\$55,430	\$35,730	\$45,370	\$57,470	\$61,510	\$75,230
Employment:	30	HOURLY:	\$26.65	\$17.18	\$21.81	\$27.63	\$29.57	\$36.17

13-2082 Tax Preparers**Alternate Job Title(s):** Income Tax Advisor; Income Tax Preparer; Licensed Tax Consultant

Prepare tax returns for individuals or small businesses. Excludes Accountants and Auditors (13-2011).

North Dakota		ANNUAL:	\$61,460	\$33,990	\$48,930	\$57,550	\$65,960	\$84,250
Employment:	140	HOURLY:	\$29.55	\$16.34	\$23.52	\$27.67	\$31.71	\$40.50
Region 5		ANNUAL:	\$61,790	\$33,750	\$49,300	\$57,580	\$74,510	\$91,280
Employment:	50	HOURLY:	\$29.71	\$16.22	\$23.70	\$27.68	\$35.82	\$43.89
Region 7		ANNUAL:	\$61,420	\$37,670	\$48,470	\$57,240	\$73,520	\$90,580
Employment:	50	HOURLY:	\$29.53	\$18.11	\$23.30	\$27.52	\$35.34	\$43.55
Bismarck, ND MetroSA		ANNUAL:	\$61,850	\$37,670	\$48,890	\$57,240	\$75,480	\$90,580
Employment:	50	HOURLY:	\$29.74	\$18.11	\$23.50	\$27.52	\$36.29	\$43.55
Fargo, ND-MN MetroSA		ANNUAL:	\$61,620	\$33,810	\$49,300	\$57,580	\$66,450	\$83,930
Employment:	50	HOURLY:	\$29.63	\$16.25	\$23.70	\$27.69	\$31.95	\$40.35
East ND Nonmetro Area		ANNUAL:	\$60,570	\$33,220	\$49,500	\$57,620	\$62,660	\$84,240
Employment:	20	HOURLY:	\$29.12	\$15.97	\$23.80	\$27.70	\$30.12	\$40.50

'N/A' indicates data or information cannot be released due to reliability, availability, or confidentiality restrictions. Since a portion of substate employment is not attributed to a region, substate areas will NOT add up to statewide totals. Rounding and the absence of suppressed data may also affect additivity.

			WAGE ESTIMATES					
			Average (Mean)	10th Percentile	25th Percentile	50th Percentile (Median)	75th Percentile	90th Percentile
13-2099 Financial Specialists, All Other								
Alternate Job Title(s): Bail Bondsman; Executor of Estate; Foreign Exchange Trader								
All financial specialists not listed separately.								
North Dakota		ANNUAL:	\$73,590	\$47,400	\$58,090	\$71,410	\$85,880	\$107,660
Employment:	180	HOURLY:	\$35.38	\$22.79	\$27.93	\$34.33	\$41.29	\$51.76
Region 2		ANNUAL:	\$79,540	\$45,930	\$71,410	\$85,220	\$91,100	\$107,660
Employment:	10	HOURLY:	\$38.24	\$22.08	\$34.33	\$40.97	\$43.80	\$51.76
Region 3		ANNUAL:	\$70,630	\$39,300	\$45,940	\$64,300	\$88,010	\$128,020
Employment:	10	HOURLY:	\$33.96	\$18.89	\$22.09	\$30.91	\$42.31	\$61.55
Region 4		ANNUAL:	\$79,760	\$50,900	\$61,920	\$72,250	\$98,180	\$117,100
Employment:	20	HOURLY:	\$38.35	\$24.47	\$29.77	\$34.74	\$47.20	\$56.30
Region 5		ANNUAL:	\$68,530	\$46,610	\$50,330	\$64,550	\$79,730	\$97,800
Employment:	70	HOURLY:	\$32.95	\$22.41	\$24.20	\$31.03	\$38.33	\$47.02
Region 7		ANNUAL:	\$77,340	\$59,970	\$64,040	\$71,950	\$86,990	\$107,660
Employment:	50	HOURLY:	\$37.18	\$28.83	\$30.79	\$34.59	\$41.82	\$51.76
Bismarck, ND MetroSA		ANNUAL:	\$77,260	\$59,970	\$63,940	\$71,950	\$86,990	\$107,660
Employment:	50	HOURLY:	\$37.14	\$28.83	\$30.74	\$34.59	\$41.82	\$51.76
Fargo, ND-MN MetroSA		ANNUAL:	\$68,910	\$46,610	\$50,330	\$64,550	\$79,730	\$97,800
Employment:	70	HOURLY:	\$33.13	\$22.41	\$24.20	\$31.04	\$38.33	\$47.02
Grand Forks, ND-MN MetroSA		ANNUAL:	\$77,850	\$50,900	\$61,920	\$68,900	\$96,620	\$117,100
Employment:	20	HOURLY:	\$37.43	\$24.47	\$29.77	\$33.13	\$46.45	\$56.30
West ND Nonmetro Area		ANNUAL:	\$82,380	\$57,120	\$69,990	\$80,620	\$91,100	\$107,660
Employment:	20	HOURLY:	\$39.61	\$27.46	\$33.65	\$38.76	\$43.80	\$51.76
East ND Nonmetro Area		ANNUAL:	\$71,610	\$45,930	\$45,940	\$73,630	\$88,010	\$98,180
Employment:	20	HOURLY:	\$34.43	\$22.08	\$22.09	\$35.40	\$42.31	\$47.20

'N/A' indicates data or information cannot be released due to reliability, availability, or confidentiality restrictions. Since a portion of substate employment is not attributed to a region, substate areas will NOT add up to statewide totals. Rounding and the absence of suppressed data may also affect additivity.

		WAGE ESTIMATES					
		Average (Mean)	10th Percentile	25th Percentile	50th Percentile (Median)	75th Percentile	90th Percentile
15-0000 Computer and Mathematical Occupations							
Alternate Job Title(s): N/A							
North Dakota	ANNUAL:	\$86,110	\$49,730	\$61,350	\$80,780	\$103,970	\$127,400
Employment: 7,790	HOURLY:	\$41.40	\$23.91	\$29.50	\$38.84	\$49.98	\$61.25
Region 1	ANNUAL:	\$84,840	\$49,300	\$63,130	\$78,790	\$99,260	\$120,000
Employment: 230	HOURLY:	\$40.79	\$23.70	\$30.35	\$37.88	\$47.72	\$57.69
Region 2	ANNUAL:	\$80,370	\$47,670	\$59,990	\$78,030	\$94,280	\$119,330
Employment: 440	HOURLY:	\$38.64	\$22.92	\$28.84	\$37.51	\$45.33	\$57.37
Region 3	ANNUAL:	\$72,950	\$45,380	\$54,090	\$63,730	\$86,320	\$107,660
Employment: 130	HOURLY:	\$35.07	\$21.82	\$26.01	\$30.64	\$41.50	\$51.76
Region 4	ANNUAL:	\$80,060	\$48,610	\$58,080	\$75,220	\$94,780	\$119,620
Employment: 730	HOURLY:	\$38.49	\$23.37	\$27.92	\$36.16	\$45.57	\$57.51
Region 5	ANNUAL:	\$88,220	\$49,960	\$61,510	\$82,390	\$108,900	\$136,370
Employment: 3,780	HOURLY:	\$42.41	\$24.02	\$29.57	\$39.61	\$52.35	\$65.56
Region 6	ANNUAL:	\$84,010	\$42,160	\$57,590	\$80,750	\$98,810	\$124,990
Employment: 270	HOURLY:	\$40.39	\$20.27	\$27.68	\$38.82	\$47.51	\$60.09
Region 7	ANNUAL:	\$87,310	\$51,560	\$65,010	\$81,570	\$104,750	\$126,340
Employment: 1,860	HOURLY:	\$41.97	\$24.79	\$31.25	\$39.22	\$50.36	\$60.74
Region 8	ANNUAL:	\$80,280	\$46,340	\$58,590	\$76,490	\$99,700	\$119,330
Employment: 180	HOURLY:	\$38.59	\$22.28	\$28.17	\$36.77	\$47.93	\$57.37
Bismarck, ND MetroSA	ANNUAL:	\$87,290	\$51,550	\$64,850	\$81,150	\$104,840	\$126,340
Employment: 1,770	HOURLY:	\$41.96	\$24.78	\$31.18	\$39.01	\$50.40	\$60.74
Fargo, ND-MN MetroSA	ANNUAL:	\$88,160	\$49,960	\$61,720	\$82,390	\$108,540	\$133,660
Employment: 3,890	HOURLY:	\$42.39	\$24.02	\$29.67	\$39.61	\$52.18	\$64.26
Grand Forks, ND-MN MetroSA	ANNUAL:	\$80,060	\$49,410	\$59,100	\$76,070	\$94,780	\$117,000
Employment: 760	HOURLY:	\$38.49	\$23.75	\$28.41	\$36.57	\$45.57	\$56.25
West ND Nonmetro Area	ANNUAL:	\$82,130	\$47,770	\$60,320	\$79,000	\$97,580	\$119,330
Employment: 940	HOURLY:	\$39.49	\$22.97	\$29.00	\$37.98	\$46.91	\$57.37
East ND Nonmetro Area	ANNUAL:	\$80,170	\$45,380	\$56,920	\$73,480	\$98,440	\$124,990
Employment: 580	HOURLY:	\$38.54	\$21.82	\$27.37	\$35.33	\$47.33	\$60.09

'N/A' indicates data or information cannot be released due to reliability, availability, or confidentiality restrictions. Since a portion of substate employment is not attributed to a region, substate areas will NOT add up to statewide totals. Rounding and the absence of suppressed data may also affect additivity.

		WAGE ESTIMATES						
		Average (Mean)	10th Percentile	25th Percentile	50th Percentile (Median)	75th Percentile	90th Percentile	
15-1211 Computer Systems Analysts								
Alternate Job Title(s): Applications Analyst; Data Processing Systems Analyst; Information Systems Analyst; Systems Architect								
Analyze science, engineering, business, and other data processing problems to develop and implement solutions to complex applications problems, system administration issues, or network concerns. Perform systems management and integration functions, improve existing computer systems, and review computer system capabilities, workflow, and schedule limitations. May analyze or recommend commercially available software.								
North Dakota		ANNUAL:	\$100,680	\$71,540	\$79,010	\$93,880	\$120,110	\$142,340
Employment:	190	HOURLY:	\$48.40	\$34.40	\$37.99	\$45.13	\$57.75	\$68.43
Region 4		ANNUAL:	\$105,070	\$71,540	\$77,670	\$97,830	\$121,050	\$157,040
Employment:	10	HOURLY:	\$50.51	\$34.40	\$37.34	\$47.03	\$58.20	\$75.50
Region 5		ANNUAL:	\$103,220	\$77,320	\$79,340	\$99,450	\$125,740	\$142,340
Employment:	110	HOURLY:	\$49.62	\$37.17	\$38.14	\$47.81	\$60.45	\$68.43
Region 7		ANNUAL:	\$93,380	\$60,630	\$72,340	\$83,090	\$112,670	\$135,450
Employment:	40	HOURLY:	\$44.90	\$29.15	\$34.78	\$39.95	\$54.17	\$65.12
Bismarck, ND MetroSA		ANNUAL:	\$92,920	\$60,630	\$72,340	\$81,930	\$109,620	\$135,450
Employment:	40	HOURLY:	\$44.67	\$29.15	\$34.78	\$39.39	\$52.70	\$65.12
Fargo, ND-MN MetroSA		ANNUAL:	\$102,360	\$74,690	\$79,010	\$98,490	\$125,740	\$142,340
Employment:	120	HOURLY:	\$49.21	\$35.91	\$37.99	\$47.35	\$60.45	\$68.43
Grand Forks, ND-MN MetroSA		ANNUAL:	\$92,250	\$71,540	\$76,670	\$89,590	\$98,450	\$121,050
Employment:	20	HOURLY:	\$44.35	\$34.40	\$36.86	\$43.07	\$47.33	\$58.20
West ND Nonmetro Area		ANNUAL:	\$97,110	\$69,940	\$77,010	\$89,660	\$107,240	\$136,430
Employment:	20	HOURLY:	\$46.69	\$33.63	\$37.02	\$43.11	\$51.56	\$65.59
East ND Nonmetro Area		ANNUAL:	\$106,160	\$79,230	\$89,670	\$93,880	\$142,900	\$157,040
Employment:	10	HOURLY:	\$51.04	\$38.09	\$43.11	\$45.13	\$68.70	\$75.50

'N/A' indicates data or information cannot be released due to reliability, availability, or confidentiality restrictions. Since a portion of substate employment is not attributed to a region, substate areas will NOT add up to statewide totals. Rounding and the absence of suppressed data may also affect additivity.

			WAGE ESTIMATES					
			Average (Mean)	10th Percentile	25th Percentile	50th Percentile (Median)	75th Percentile	90th Percentile
15-1212 Information Security Analysts								
Alternate Job Title(s): Computer Security Specialist; IT Risk Specialist; Network Security Analyst								
Plan, implement, upgrade, or monitor security measures for the protection of computer networks and information. Assess system vulnerabilities for security risks and propose and implement risk mitigation strategies. May ensure appropriate security controls are in place that will safeguard digital files and vital electronic infrastructure. May respond to computer security breaches and viruses. Excludes Computer Network Architects (15-1241).								
North Dakota		ANNUAL:	\$97,910	\$62,400	\$79,560	\$107,930	\$110,090	\$126,600
Employment:	330	HOURLY:	\$47.07	\$30.00	\$38.25	\$51.89	\$52.93	\$60.86
Region 2		ANNUAL:	\$100,170	\$74,650	\$96,970	\$110,540	\$110,540	\$110,540
Employment:	20	HOURLY:	\$48.16	\$35.89	\$46.62	\$53.15	\$53.15	\$53.15
Region 4		ANNUAL:	\$99,830	\$71,750	\$96,920	\$107,930	\$107,930	\$107,930
Employment:	30	HOURLY:	\$47.99	\$34.50	\$46.60	\$51.89	\$51.89	\$51.89
Region 5		ANNUAL:	\$93,540	\$53,980	\$75,230	\$100,820	\$110,090	\$114,780
Employment:	150	HOURLY:	\$44.97	\$25.95	\$36.17	\$48.47	\$52.93	\$55.18
Region 7		ANNUAL:	\$103,030	\$68,400	\$79,560	\$108,990	\$119,050	\$137,480
Employment:	100	HOURLY:	\$49.53	\$32.89	\$38.25	\$52.40	\$57.23	\$66.10
Bismarck, ND MetroSA		ANNUAL:	\$100,570	\$68,400	\$77,910	\$108,990	\$113,020	\$137,480
Employment:	90	HOURLY:	\$48.35	\$32.89	\$37.46	\$52.40	\$54.34	\$66.10
Fargo, ND-MN MetroSA		ANNUAL:	\$94,070	\$54,790	\$75,230	\$100,820	\$110,090	\$116,510
Employment:	160	HOURLY:	\$45.23	\$26.34	\$36.17	\$48.47	\$52.93	\$56.01
Grand Forks, ND-MN MetroSA		ANNUAL:	\$101,680	\$71,750	\$103,180	\$107,930	\$107,930	\$107,930
Employment:	30	HOURLY:	\$48.89	\$34.50	\$49.61	\$51.89	\$51.89	\$51.89
West ND Nonmetro Area		ANNUAL:	\$109,960	\$78,790	\$105,130	\$110,540	\$110,540	\$126,600
Employment:	30	HOURLY:	\$52.86	\$37.88	\$50.54	\$53.15	\$53.15	\$60.86
East ND Nonmetro Area		ANNUAL:	\$93,080	\$57,090	\$82,620	\$92,940	\$110,540	\$110,540
Employment:	10	HOURLY:	\$44.75	\$27.45	\$39.72	\$44.68	\$53.15	\$53.15

'N/A' indicates data or information cannot be released due to reliability, availability, or confidentiality restrictions. Since a portion of substate employment is not attributed to a region, substate areas will NOT add up to statewide totals. Rounding and the absence of suppressed data may also affect additivity.

			WAGE ESTIMATES					
			Average (Mean)	10th Percentile	25th Percentile	50th Percentile (Median)	75th Percentile	90th Percentile
15-1231 Computer Network Support Specialists								
Alternate Job Title(s): Network Diagnostic Support Specialist; Network Support Technician; Network Technician								
Analyze, test, troubleshoot, and evaluate existing network systems, such as local area networks (LAN), wide area networks (WAN), cloud networks, servers, and other data communications networks. Perform network maintenance to ensure networks operate correctly with minimal interruption. Excludes Computer Network Architects (15-1241) and Network and Computer Systems Administrators (15-1244).								
North Dakota		ANNUAL:	\$67,360	\$47,670	\$56,680	\$65,970	\$75,220	\$91,820
Employment:	780	HOURLY:	\$32.39	\$22.92	\$27.25	\$31.71	\$36.16	\$44.15
Region 1		ANNUAL:	\$74,240	\$49,380	\$56,920	\$71,000	\$88,180	\$105,390
Employment:	50	HOURLY:	\$35.69	\$23.74	\$27.36	\$34.13	\$42.39	\$50.67
Region 2		ANNUAL:	\$69,790	\$47,670	\$56,830	\$68,040	\$83,750	\$94,280
Employment:	100	HOURLY:	\$33.55	\$22.92	\$27.32	\$32.71	\$40.27	\$45.33
Region 3		ANNUAL:	\$66,260	\$47,670	\$54,090	\$61,940	\$76,150	\$88,110
Employment:	30	HOURLY:	\$31.86	\$22.92	\$26.01	\$29.78	\$36.61	\$42.36
Region 4		ANNUAL:	\$64,850	\$41,920	\$56,890	\$64,990	\$69,320	\$82,570
Employment:	90	HOURLY:	\$31.18	\$20.16	\$27.35	\$31.24	\$33.33	\$39.70
Region 5		ANNUAL:	\$65,000	\$42,760	\$54,650	\$63,160	\$70,710	\$82,520
Employment:	270	HOURLY:	\$31.25	\$20.56	\$26.28	\$30.36	\$33.99	\$39.67
Region 6		ANNUAL:	\$66,250	\$42,940	\$56,620	\$60,310	\$82,450	\$92,560
Employment:	30	HOURLY:	\$31.85	\$20.64	\$27.22	\$29.00	\$39.64	\$44.50
Region 7		ANNUAL:	\$68,830	\$52,730	\$59,990	\$70,180	\$73,010	\$89,510
Employment:	170	HOURLY:	\$33.09	\$25.35	\$28.84	\$33.74	\$35.10	\$43.04
Region 8		ANNUAL:	\$70,650	\$49,990	\$55,430	\$68,440	\$86,310	\$104,630
Employment:	30	HOURLY:	\$33.96	\$24.03	\$26.65	\$32.91	\$41.50	\$50.30
Bismarck, ND MetroSA		ANNUAL:	\$68,650	\$53,710	\$60,140	\$70,180	\$70,730	\$86,850
Employment:	160	HOURLY:	\$33.00	\$25.82	\$28.91	\$33.74	\$34.01	\$41.76
Fargo, ND-MN MetroSA		ANNUAL:	\$65,240	\$42,760	\$54,930	\$63,470	\$71,140	\$82,520
Employment:	270	HOURLY:	\$31.37	\$20.56	\$26.41	\$30.52	\$34.20	\$39.67
Grand Forks, ND-MN MetroSA		ANNUAL:	\$65,410	\$41,920	\$58,700	\$68,660	\$69,320	\$81,840
Employment:	90	HOURLY:	\$31.45	\$20.16	\$28.22	\$33.01	\$33.33	\$39.35
West ND Nonmetro Area		ANNUAL:	\$71,140	\$49,540	\$56,640	\$68,510	\$83,760	\$94,280
Employment:	190	HOURLY:	\$34.20	\$23.82	\$27.23	\$32.94	\$40.27	\$45.33
East ND Nonmetro Area		ANNUAL:	\$67,340	\$47,670	\$54,050	\$61,910	\$78,240	\$92,930
Employment:	90	HOURLY:	\$32.38	\$22.92	\$25.99	\$29.76	\$37.61	\$44.68

'N/A' indicates data or information cannot be released due to reliability, availability, or confidentiality restrictions. Since a portion of substate employment is not attributed to a region, substate areas will NOT add up to statewide totals. Rounding and the absence of suppressed data may also affect additivity.

		WAGE ESTIMATES						
		Average (Mean)	10th Percentile	25th Percentile	50th Percentile (Median)	75th Percentile	90th Percentile	
15-1232 Computer User Support Specialists								
Alternate Job Title(s): End-User Support Specialist; Help Desk Technician; IT Support Specialist								
Provide technical assistance to computer users. Answer questions or resolve computer problems for clients in person, via telephone, or electronically. May provide assistance concerning the use of computer hardware and software, including printing, installation, word processing, electronic mail, and operating systems. Excludes Network and Computer Systems Administrators (15-1244).								
North Dakota		ANNUAL:	\$64,540	\$45,250	\$50,630	\$60,230	\$79,910	\$88,200
Employment:	1,360	HOURLY:	\$31.03	\$21.76	\$24.34	\$28.96	\$38.42	\$42.40
Region 1		ANNUAL:	\$65,350	\$46,240	\$47,370	\$63,220	\$76,970	\$89,240
Employment:	40	HOURLY:	\$31.42	\$22.23	\$22.78	\$30.39	\$37.01	\$42.90
Region 2		ANNUAL:	\$62,720	\$42,940	\$50,590	\$57,120	\$79,470	\$88,040
Employment:	70	HOURLY:	\$30.15	\$20.64	\$24.32	\$27.46	\$38.21	\$42.33
Region 3		ANNUAL:	\$57,160	\$40,220	\$45,380	\$56,620	\$62,030	\$79,100
Employment:	30	HOURLY:	\$27.48	\$19.34	\$21.82	\$27.22	\$29.82	\$38.03
Region 4		ANNUAL:	\$66,890	\$48,610	\$51,870	\$66,220	\$83,320	\$84,530
Employment:	180	HOURLY:	\$32.16	\$23.37	\$24.94	\$31.84	\$40.06	\$40.64
Region 5		ANNUAL:	\$64,210	\$45,250	\$50,200	\$58,540	\$79,910	\$85,440
Employment:	640	HOURLY:	\$30.87	\$21.75	\$24.14	\$28.15	\$38.42	\$41.08
Region 6		ANNUAL:	\$61,230	\$39,430	\$47,610	\$58,070	\$75,460	\$91,720
Employment:	50	HOURLY:	\$29.44	\$18.96	\$22.89	\$27.92	\$36.28	\$44.09
Region 7		ANNUAL:	\$65,490	\$44,200	\$51,210	\$61,310	\$78,240	\$92,830
Employment:	300	HOURLY:	\$31.49	\$21.25	\$24.62	\$29.48	\$37.61	\$44.63
Region 8		ANNUAL:	\$58,170	\$31,940	\$44,720	\$55,870	\$72,080	\$95,530
Employment:	30	HOURLY:	\$27.97	\$15.36	\$21.50	\$26.86	\$34.65	\$45.93
Bismarck, ND MetroSA		ANNUAL:	\$64,090	\$44,140	\$50,630	\$60,980	\$78,130	\$88,210
Employment:	280	HOURLY:	\$30.81	\$21.22	\$24.34	\$29.32	\$37.56	\$42.41
Fargo, ND-MN MetroSA		ANNUAL:	\$64,320	\$45,450	\$50,200	\$59,290	\$79,910	\$88,120
Employment:	690	HOURLY:	\$30.92	\$21.85	\$24.14	\$28.50	\$38.42	\$42.37
Grand Forks, ND-MN MetroSA		ANNUAL:	\$66,740	\$48,600	\$51,870	\$65,690	\$83,320	\$84,530
Employment:	200	HOURLY:	\$32.09	\$23.37	\$24.94	\$31.58	\$40.06	\$40.64
West ND Nonmetro Area		ANNUAL:	\$65,150	\$43,680	\$49,760	\$60,690	\$80,790	\$94,710
Employment:	160	HOURLY:	\$31.32	\$21.00	\$23.92	\$29.18	\$38.84	\$45.53
East ND Nonmetro Area		ANNUAL:	\$59,660	\$40,220	\$48,820	\$58,070	\$66,000	\$85,220
Employment:	110	HOURLY:	\$28.68	\$19.34	\$23.47	\$27.92	\$31.73	\$40.97

'N/A' indicates data or information cannot be released due to reliability, availability, or confidentiality restrictions. Since a portion of substate employment is not attributed to a region, substate areas will NOT add up to statewide totals. Rounding and the absence of suppressed data may also affect additivity.

			WAGE ESTIMATES					
			Average (Mean)	10th Percentile	25th Percentile	50th Percentile (Median)	75th Percentile	90th Percentile
15-1241 Computer Network Architects								
Alternate Job Title(s): Computer Network Engineer; Network Designer; Network Developer								
Design and implement computer and information networks, such as local area networks (LAN), wide area networks (WAN), intranets, extranets, and other data communications networks. Perform network modeling, analysis, and planning, including analysis of capacity needs for network infrastructures. May also design network and computer security measures. May research and recommend network and data communications hardware and software. Excludes Information Security Analysts (15-1212), Computer Network Support Specialists (15-1231), and Network and Computer Systems Administrators (15-1244).								
North Dakota		ANNUAL:	\$117,860	\$90,460	\$98,010	\$115,450	\$147,010	\$148,110
Employment:	300	HOURLY:	\$56.66	\$43.49	\$47.12	\$55.50	\$70.68	\$71.21
Region 2		ANNUAL:	\$113,890	\$90,440	\$100,290	\$102,660	\$127,840	\$127,840
Employment:	20	HOURLY:	\$54.76	\$43.48	\$48.22	\$49.35	\$61.46	\$61.46
Region 5		ANNUAL:	\$118,880	\$90,750	\$95,490	\$107,220	\$148,110	\$148,110
Employment:	190	HOURLY:	\$57.15	\$43.63	\$45.91	\$51.55	\$71.21	\$71.21
Region 7		ANNUAL:	\$113,500	\$84,410	\$95,700	\$117,370	\$128,580	\$144,790
Employment:	50	HOURLY:	\$54.57	\$40.58	\$46.01	\$56.43	\$61.82	\$69.61
Bismarck, ND MetroSA		ANNUAL:	\$113,240	\$84,340	\$94,390	\$115,930	\$128,580	\$144,790
Employment:	40	HOURLY:	\$54.44	\$40.55	\$45.38	\$55.74	\$61.82	\$69.61
Fargo, ND-MN MetroSA		ANNUAL:	\$118,590	\$90,750	\$95,110	\$107,220	\$148,110	\$148,110
Employment:	180	HOURLY:	\$57.01	\$43.63	\$45.73	\$51.55	\$71.21	\$71.21
Grand Forks, ND-MN MetroSA		ANNUAL:	\$113,410	\$84,970	\$98,670	\$117,000	\$130,620	\$138,160
Employment:	10	HOURLY:	\$54.53	\$40.85	\$47.44	\$56.25	\$62.80	\$66.43
West ND Nonmetro Area		ANNUAL:	\$113,540	\$90,430	\$100,290	\$102,000	\$127,840	\$148,720
Employment:	40	HOURLY:	\$54.59	\$43.48	\$48.22	\$49.04	\$61.46	\$71.50
East ND Nonmetro Area		ANNUAL:	\$124,970	\$95,490	\$95,490	\$127,940	\$148,720	\$148,720
Employment:	30	HOURLY:	\$60.08	\$45.91	\$45.91	\$61.51	\$71.50	\$71.50

15-1242 Database Administrators**Alternate Job Title(s):** Database Programmer; Database Security Administrator

Administer, test, and implement computer databases, applying knowledge of database management systems. Coordinate changes to computer databases. Identify, investigate, and resolve database performance issues, database capacity, and database scalability. May plan, coordinate, and implement security measures to safeguard computer databases. Excludes Information Security Analysts (15-1212) and Database Architects (15-1243).

North Dakota		ANNUAL:	\$82,660	\$46,070	\$55,940	\$74,350	\$110,650	\$128,580
Employment:	120	HOURLY:	\$39.74	\$22.15	\$26.90	\$35.75	\$53.20	\$61.82
Region 5		ANNUAL:	\$82,030	\$42,590	\$51,560	\$72,770	\$110,650	\$128,580
Employment:	60	HOURLY:	\$39.44	\$20.48	\$24.79	\$34.98	\$53.20	\$61.82
Region 7		ANNUAL:	\$77,180	\$50,850	\$56,950	\$74,350	\$74,350	\$119,100
Employment:	40	HOURLY:	\$37.11	\$24.45	\$27.38	\$35.74	\$35.74	\$57.26
Bismarck, ND MetroSA		ANNUAL:	\$77,180	\$50,850	\$56,950	\$74,350	\$74,350	\$119,100
Employment:	40	HOURLY:	\$37.11	\$24.45	\$27.38	\$35.75	\$35.75	\$57.26
Fargo, ND-MN MetroSA		ANNUAL:	\$83,070	\$42,830	\$51,580	\$74,610	\$110,650	\$128,580
Employment:	60	HOURLY:	\$39.94	\$20.59	\$24.80	\$35.87	\$53.20	\$61.82

'N/A' indicates data or information cannot be released due to reliability, availability, or confidentiality restrictions. Since a portion of substate employment is not attributed to a region, substate areas will NOT add up to statewide totals. Rounding and the absence of suppressed data may also affect additivity.

	WAGE ESTIMATES					
	Average (Mean)	10th Percentile	25th Percentile	50th Percentile (Median)	75th Percentile	90th Percentile

15-1243 Database Architects

Alternate Job Title(s): Data Architect; Data Integration Specialist; Data Warehousing Specialist; Database Developer

Design strategies for enterprise databases, data warehouse systems, and multidimensional networks. Set standards for database operations, programming, query processes, and security. Model, design, and construct large relational databases or data warehouses. Create and optimize data models for warehouse infrastructure and workflow. Integrate new systems with existing warehouse structure and refine system performance and functionality. Excludes Database Administrators (15-1242).

North Dakota		ANNUAL:	\$106,250	\$81,700	\$100,300	\$103,730	\$120,290	\$123,960
Employment:	60	HOURLY:	\$51.08	\$39.28	\$48.22	\$49.87	\$57.83	\$59.60
Region 5		ANNUAL:	\$107,030	\$59,720	\$96,520	\$110,500	\$122,050	\$129,210
Employment:	20	HOURLY:	\$51.46	\$28.71	\$46.41	\$53.13	\$58.68	\$62.12
Fargo, ND-MN MetroSA		ANNUAL:	\$110,550	\$89,370	\$100,630	\$112,650	\$122,050	\$129,210
Employment:	20	HOURLY:	\$53.15	\$42.96	\$48.38	\$54.16	\$58.68	\$62.12

'N/A' indicates data or information cannot be released due to reliability, availability, or confidentiality restrictions. Since a portion of substate employment is not attributed to a region, substate areas will NOT add up to statewide totals. Rounding and the absence of suppressed data may also affect additivity.

		WAGE ESTIMATES						
		Average (Mean)	10th Percentile	25th Percentile	50th Percentile (Median)	75th Percentile	90th Percentile	
15-1244 Network and Computer Systems Administrators								
Alternate Job Title(s): Network Analyst; Network Coordinator; Wide Area Network Administrator								
Install, configure, and maintain an organization's local area network (LAN), wide area network (WAN), data communications network, operating systems, and physical and virtual servers. Perform system monitoring and verify the integrity and availability of hardware, network, and server resources and systems. Review system and application logs and verify completion of scheduled jobs, including system backups. Analyze network and server resource consumption and control user access. Install and upgrade software and maintain software licenses. May assist in network modeling, analysis, planning, and coordination between network and data communications hardware and software. Excludes Information Security Analysts (15-1212), Computer Network Support Specialists (15-1231), and Computer User Support Specialists (15-1232).								
North Dakota		ANNUAL:	\$82,530	\$57,740	\$65,490	\$81,040	\$97,520	\$111,300
Employment:	760	HOURLY:	\$39.68	\$27.76	\$31.49	\$38.96	\$46.88	\$53.51
Region 1		ANNUAL:	\$86,260	\$63,010	\$64,000	\$87,160	\$99,260	\$114,040
Employment:	50	HOURLY:	\$41.47	\$30.29	\$30.77	\$41.91	\$47.72	\$54.83
Region 2		ANNUAL:	\$83,830	\$57,930	\$65,180	\$85,080	\$97,580	\$107,320
Employment:	50	HOURLY:	\$40.30	\$27.85	\$31.33	\$40.91	\$46.91	\$51.59
Region 4		ANNUAL:	\$77,770	\$57,590	\$65,420	\$78,560	\$85,970	\$99,540
Employment:	70	HOURLY:	\$37.39	\$27.68	\$31.45	\$37.77	\$41.33	\$47.85
Region 5		ANNUAL:	\$80,660	\$57,580	\$65,490	\$75,910	\$96,220	\$109,040
Employment:	290	HOURLY:	\$38.78	\$27.68	\$31.49	\$36.50	\$46.26	\$52.42
Region 6		ANNUAL:	\$78,890	\$57,590	\$59,940	\$80,630	\$96,920	\$101,300
Employment:	30	HOURLY:	\$37.93	\$27.68	\$28.82	\$38.77	\$46.59	\$48.70
Region 7		ANNUAL:	\$87,790	\$64,340	\$70,600	\$84,660	\$104,750	\$112,090
Employment:	210	HOURLY:	\$42.21	\$30.93	\$33.94	\$40.70	\$50.36	\$53.89
Region 8		ANNUAL:	\$78,500	\$58,590	\$63,020	\$77,080	\$92,900	\$101,300
Employment:	30	HOURLY:	\$37.74	\$28.17	\$30.30	\$37.06	\$44.66	\$48.70
Bismarck, ND MetroSA		ANNUAL:	\$87,620	\$64,340	\$70,420	\$84,650	\$102,030	\$112,720
Employment:	190	HOURLY:	\$42.12	\$30.93	\$33.86	\$40.70	\$49.05	\$54.19
Fargo, ND-MN MetroSA		ANNUAL:	\$81,950	\$57,740	\$65,490	\$78,370	\$96,650	\$112,430
Employment:	280	HOURLY:	\$39.40	\$27.76	\$31.49	\$37.68	\$46.47	\$54.05
Grand Forks, ND-MN MetroSA		ANNUAL:	\$80,250	\$64,220	\$66,890	\$79,530	\$89,420	\$103,280
Employment:	70	HOURLY:	\$38.58	\$30.87	\$32.16	\$38.24	\$42.99	\$49.65
West ND Nonmetro Area		ANNUAL:	\$84,050	\$60,200	\$64,930	\$83,180	\$99,260	\$107,310
Employment:	140	HOURLY:	\$40.41	\$28.94	\$31.22	\$39.99	\$47.72	\$51.59
East ND Nonmetro Area		ANNUAL:	\$73,850	\$57,580	\$57,580	\$63,360	\$88,030	\$101,300
Employment:	70	HOURLY:	\$35.51	\$27.69	\$27.69	\$30.46	\$42.32	\$48.70

'N/A' indicates data or information cannot be released due to reliability, availability, or confidentiality restrictions. Since a portion of substate employment is not attributed to a region, substate areas will NOT add up to statewide totals. Rounding and the absence of suppressed data may also affect additivity.

			WAGE ESTIMATES					
			Average (Mean)	10th Percentile	25th Percentile	50th Percentile (Median)	75th Percentile	90th Percentile
15-1251 Computer Programmers								
Alternate Job Title(s): Applications Programmer; Computer Language Coder; IT Programmer; Systems Programmer								
Create, modify, and test the code and scripts that allow computer applications to run. Work from specifications drawn up by software and web developers or other individuals. May develop and write computer programs to store, locate, and retrieve specific documents, data, and information.								
North Dakota		ANNUAL:	\$92,760	\$62,850	\$77,750	\$84,390	\$109,220	\$127,840
Employment:	230	HOURLY:	\$44.60	\$30.22	\$37.38	\$40.57	\$52.51	\$61.46
Region 4		ANNUAL:	\$89,900	\$77,750	\$80,920	\$80,920	\$103,560	\$115,420
Employment:	20	HOURLY:	\$43.22	\$37.38	\$38.91	\$38.91	\$49.79	\$55.49
Region 5		ANNUAL:	\$92,950	\$65,400	\$80,390	\$86,100	\$111,400	\$114,030
Employment:	110	HOURLY:	\$44.69	\$31.44	\$38.65	\$41.40	\$53.56	\$54.82
Region 7		ANNUAL:	\$92,010	\$57,130	\$71,080	\$81,920	\$127,840	\$127,840
Employment:	60	HOURLY:	\$44.23	\$27.47	\$34.17	\$39.38	\$61.46	\$61.46
Bismarck, ND MetroSA		ANNUAL:	\$92,410	\$57,130	\$69,470	\$81,920	\$127,840	\$127,840
Employment:	60	HOURLY:	\$44.43	\$27.47	\$33.40	\$39.39	\$61.46	\$61.46
Fargo, ND-MN MetroSA		ANNUAL:	\$94,610	\$65,400	\$80,390	\$86,100	\$111,390	\$126,810
Employment:	110	HOURLY:	\$45.48	\$31.44	\$38.65	\$41.40	\$53.56	\$60.97
Grand Forks, ND-MN MetroSA		ANNUAL:	\$89,200	\$74,680	\$80,920	\$80,920	\$103,560	\$115,420
Employment:	20	HOURLY:	\$42.89	\$35.90	\$38.91	\$38.91	\$49.79	\$55.49
East ND Nonmetro Area		ANNUAL:	\$85,090	\$68,190	\$72,080	\$80,880	\$85,380	\$112,770
Employment:	10	HOURLY:	\$40.91	\$32.78	\$34.65	\$38.89	\$41.05	\$54.21

'N/A' indicates data or information cannot be released due to reliability, availability, or confidentiality restrictions. Since a portion of substate employment is not attributed to a region, substate areas will NOT add up to statewide totals. Rounding and the absence of suppressed data may also affect additivity.

		WAGE ESTIMATES						
		Average (Mean)	10th Percentile	25th Percentile	50th Percentile (Median)	75th Percentile	90th Percentile	
15-1252 Software Developers								
Alternate Job Title(s): Computer Applications Engineer; Computer Systems Engineer; Mobile Applications Developer; Software Applications Architect; Software Engineer; Systems Software Developer								
Research, design, and develop computer and network software or specialized utility programs. Analyze user needs and develop software solutions, applying principles and techniques of computer science, engineering, and mathematical analysis. Update software or enhance existing software capabilities. May work with computer hardware engineers to integrate hardware and software systems, and develop specifications and performance requirements. May maintain databases within an application area, working individually or coordinating database development as part of a team.								
North Dakota		ANNUAL:	\$106,870	\$62,210	\$80,780	\$100,980	\$122,410	\$153,520
Employment:	1,840	HOURLY:	\$51.38	\$29.91	\$38.84	\$48.55	\$58.85	\$73.81
Region 2		ANNUAL:	\$112,920	\$81,960	\$90,980	\$119,330	\$119,330	\$154,150
Employment:	60	HOURLY:	\$54.29	\$39.40	\$43.74	\$57.37	\$57.37	\$74.11
Region 4		ANNUAL:	\$103,170	\$59,100	\$79,090	\$97,110	\$125,590	\$146,870
Employment:	130	HOURLY:	\$49.60	\$28.41	\$38.02	\$46.69	\$60.38	\$70.61
Region 5		ANNUAL:	\$106,910	\$60,790	\$80,780	\$103,970	\$122,210	\$153,520
Employment:	1,080	HOURLY:	\$51.40	\$29.23	\$38.84	\$49.98	\$58.76	\$73.81
Region 7		ANNUAL:	\$106,730	\$67,830	\$81,330	\$98,570	\$122,510	\$152,370
Employment:	420	HOURLY:	\$51.31	\$32.61	\$39.10	\$47.39	\$58.90	\$73.25
Bismarck, ND MetroSA		ANNUAL:	\$106,810	\$67,830	\$81,010	\$97,770	\$122,510	\$152,370
Employment:	410	HOURLY:	\$51.35	\$32.61	\$38.95	\$47.01	\$58.90	\$73.25
Fargo, ND-MN MetroSA		ANNUAL:	\$106,870	\$61,150	\$80,780	\$103,970	\$122,210	\$153,520
Employment:	1,120	HOURLY:	\$51.38	\$29.40	\$38.84	\$49.98	\$58.76	\$73.81
Grand Forks, ND-MN MetroSA		ANNUAL:	\$102,280	\$59,600	\$79,090	\$96,120	\$123,700	\$137,630
Employment:	140	HOURLY:	\$49.17	\$28.65	\$38.02	\$46.21	\$59.47	\$66.17
West ND Nonmetro Area		ANNUAL:	\$113,360	\$90,300	\$90,980	\$119,330	\$119,330	\$154,150
Employment:	120	HOURLY:	\$54.50	\$43.41	\$43.74	\$57.37	\$57.37	\$74.11
East ND Nonmetro Area		ANNUAL:	\$109,270	\$60,090	\$80,280	\$98,810	\$127,000	\$157,110
Employment:	90	HOURLY:	\$52.53	\$28.89	\$38.60	\$47.51	\$61.06	\$75.54

15-1253 Software Quality Assurance Analysts and Testers

Alternate Job Title(s): Applications Tester; Software Quality Assurance Technician; Software Quality Control Specialist; Software Quality Engineer; Software Test Engineer

Develop and execute software tests to identify software problems and their causes. Test system modifications to prepare for implementation. Document software and application defects using a bug tracking system and report defects to software or web developers. Create and maintain databases of known defects. May participate in software design reviews to provide input on functional requirements, operational characteristics, product designs, and schedules.

North Dakota		ANNUAL:	\$81,430	\$65,610	\$68,870	\$80,530	\$91,000	\$98,430
Employment:	150	HOURLY:	\$39.15	\$31.54	\$33.11	\$38.72	\$43.75	\$47.32
Region 5		ANNUAL:	\$81,210	\$61,380	\$68,870	\$80,540	\$91,000	\$98,430
Employment:	110	HOURLY:	\$39.05	\$29.51	\$33.11	\$38.72	\$43.75	\$47.32
Region 7		ANNUAL:	\$82,810	\$78,440	\$79,260	\$79,260	\$82,520	\$97,830
Employment:	20	HOURLY:	\$39.81	\$37.71	\$38.10	\$38.10	\$39.67	\$47.03
Bismarck, ND MetroSA		ANNUAL:	\$82,810	\$78,440	\$79,260	\$79,260	\$82,520	\$97,830
Employment:	20	HOURLY:	\$39.81	\$37.71	\$38.10	\$38.10	\$39.68	\$47.04
Fargo, ND-MN MetroSA		ANNUAL:	\$80,720	\$61,100	\$68,870	\$80,530	\$91,000	\$98,430
Employment:	110	HOURLY:	\$38.81	\$29.37	\$33.11	\$38.72	\$43.75	\$47.32

'N/A' indicates data or information cannot be released due to reliability, availability, or confidentiality restrictions. Since a portion of substate employment is not attributed to a region, substate areas will NOT add up to statewide totals. Rounding and the absence of suppressed data may also affect additivity.

			WAGE ESTIMATES					
			Average (Mean)	10th Percentile	25th Percentile	50th Percentile (Median)	75th Percentile	90th Percentile
15-1254 Web Developers								
Alternate Job Title(s): Intranet Developer; Web Applications Developer; Web Architect								
Develop and implement websites, web applications, application databases, and interactive web interfaces. Evaluate code to ensure that it is properly structured, meets industry standards, and is compatible with browsers and devices. Optimize website performance, scalability, and server-side code and processes. May develop website infrastructure and integrate websites with other computer applications. Excludes Special Effects Artists and Animators (27-1014).								
North Dakota		ANNUAL:	\$68,970	\$42,160	\$58,250	\$63,560	\$72,990	\$92,590
Employment:	160	HOURLY:	\$33.16	\$20.27	\$28.01	\$30.56	\$35.09	\$44.52
Region 4		ANNUAL:	\$68,280	\$55,940	\$59,410	\$68,450	\$71,560	\$105,560
Employment:	20	HOURLY:	\$32.83	\$26.89	\$28.56	\$32.91	\$34.41	\$50.75
Region 5		ANNUAL:	\$72,620	\$49,980	\$58,590	\$63,560	\$77,230	\$101,300
Employment:	90	HOURLY:	\$34.91	\$24.03	\$28.17	\$30.56	\$37.13	\$48.70
Region 7		ANNUAL:	\$61,070	\$33,530	\$51,520	\$70,210	\$72,450	\$72,450
Employment:	20	HOURLY:	\$29.36	\$16.12	\$24.77	\$33.76	\$34.83	\$34.83
Bismarck, ND MetroSA		ANNUAL:	\$61,080	\$33,530	\$51,520	\$70,210	\$72,440	\$72,440
Employment:	N/A	HOURLY:	\$29.36	\$16.12	\$24.77	\$33.76	\$34.83	\$34.83
Fargo, ND-MN MetroSA		ANNUAL:	\$73,120	\$46,440	\$58,590	\$63,560	\$80,820	\$111,440
Employment:	100	HOURLY:	\$35.16	\$22.33	\$28.17	\$30.56	\$38.86	\$53.58
Grand Forks, ND-MN MetroSA		ANNUAL:	\$69,110	\$55,940	\$59,410	\$68,450	\$73,180	\$105,560
Employment:	20	HOURLY:	\$33.23	\$26.89	\$28.56	\$32.91	\$35.18	\$50.75
East ND Nonmetro Area		ANNUAL:	\$61,120	\$42,160	\$57,020	\$60,850	\$65,590	\$73,300
Employment:	N/A	HOURLY:	\$29.39	\$20.27	\$27.41	\$29.25	\$31.54	\$35.24

15-1255 Web and Digital Interface Designers**Alternate Job Title(s):** Digital Designer; Graphic Web Designer; Web Content Specialist

Design digital user interfaces or websites. Develop and test layouts, interfaces, functionality, and navigation menus to ensure compatibility and usability across browsers or devices. May use web framework applications as well as client-side code and processes. May evaluate web design following web and accessibility standards, and may analyze web use metrics and optimize websites for marketability and search engine ranking. May design and test interfaces that facilitate the human-computer interaction and maximize the usability of digital devices, websites, and software with a focus on aesthetics and design. May create graphics used in websites and manage website content and links. Excludes Special Effects Artists and Animators (27-1014) and Graphic Designers (27-1024).

North Dakota		ANNUAL:	\$73,590	\$48,420	\$54,490	\$65,540	\$82,050	\$115,610
Employment:	N/A	HOURLY:	\$35.38	\$23.28	\$26.20	\$31.51	\$39.45	\$55.58
Region 5		ANNUAL:	\$79,380	\$50,140	\$54,990	\$69,200	\$96,840	\$115,610
Employment:	40	HOURLY:	\$38.16	\$24.10	\$26.44	\$33.27	\$46.56	\$55.58
Fargo, ND-MN MetroSA		ANNUAL:	\$78,780	\$50,140	\$54,990	\$69,200	\$96,840	\$115,610
Employment:	N/A	HOURLY:	\$37.88	\$24.10	\$26.44	\$33.27	\$46.56	\$55.58

'N/A' indicates data or information cannot be released due to reliability, availability, or confidentiality restrictions. Since a portion of substate employment is not attributed to a region, substate areas will NOT add up to statewide totals. Rounding and the absence of suppressed data may also affect additivity.

		WAGE ESTIMATES						
		Average (Mean)	10th Percentile	25th Percentile	50th Percentile (Median)	75th Percentile	90th Percentile	
15-1299 Computer Occupations, All Other								
Alternate Job Title(s): Computer Console Operator; Computer Laboratory Technician; Data Center Operator								
All computer occupations not listed separately. Excludes Computer and Information Systems Managers (11-3021), Computer Hardware Engineers (17-2061), Electrical and Electronics Engineers (17-2070), Computer Science Teachers, Postsecondary (25-1021), Special Effects Artists and Animators (27-1014), Graphic Designers (27-1024), Health Information Technologists and Medical Registrars (29-9021), and Computer, Automated Teller, and Office Machine Repairers (49-2011). For data years 2019 and 2020, this was a pseudo code/occupation used during the transition between the 2010 and 2018 SOC taxonomies and combined data collected for the 2018 SOC occupations Computer Occupations, All Other (15-1299) and Computer Operators (43-9011) and the 2010 SOC occupation Computer Occupations, All Other (15-1199).								
North Dakota		ANNUAL:	\$76,090	\$40,190	\$52,090	\$70,990	\$90,700	\$114,900
Employment:	990	HOURLY:	\$36.58	\$19.32	\$25.04	\$34.13	\$43.60	\$55.24
Region 1		ANNUAL:	\$79,930	\$39,170	\$48,150	\$66,870	\$81,730	\$139,190
Employment:	40	HOURLY:	\$38.43	\$18.83	\$23.15	\$32.15	\$39.29	\$66.92
Region 2		ANNUAL:	\$68,320	\$38,490	\$48,980	\$69,750	\$81,660	\$90,850
Employment:	70	HOURLY:	\$32.85	\$18.50	\$23.55	\$33.53	\$39.26	\$43.68
Region 3		ANNUAL:	\$77,500	\$48,980	\$67,970	\$82,770	\$88,650	\$105,060
Employment:	20	HOURLY:	\$37.26	\$23.55	\$32.68	\$39.79	\$42.62	\$50.51
Region 4		ANNUAL:	\$76,280	\$38,470	\$44,510	\$73,800	\$91,100	\$118,040
Employment:	100	HOURLY:	\$36.67	\$18.49	\$21.40	\$35.48	\$43.80	\$56.75
Region 5		ANNUAL:	\$77,990	\$42,170	\$53,420	\$69,990	\$97,600	\$123,400
Employment:	420	HOURLY:	\$37.49	\$20.27	\$25.68	\$33.65	\$46.92	\$59.33
Region 6		ANNUAL:	\$70,830	\$29,120	\$38,500	\$74,650	\$85,840	\$107,660
Employment:	40	HOURLY:	\$34.05	\$14.00	\$18.51	\$35.89	\$41.27	\$51.76
Region 7		ANNUAL:	\$75,470	\$40,690	\$53,480	\$73,990	\$89,560	\$109,100
Employment:	240	HOURLY:	\$36.28	\$19.56	\$25.71	\$35.57	\$43.06	\$52.45
Region 8		ANNUAL:	\$67,850	\$35,360	\$48,070	\$66,870	\$82,770	\$100,490
Employment:	30	HOURLY:	\$32.62	\$17.00	\$23.11	\$32.15	\$39.79	\$48.31
Bismarck, ND MetroSA		ANNUAL:	\$76,190	\$40,690	\$54,080	\$75,900	\$89,960	\$109,530
Employment:	220	HOURLY:	\$36.63	\$19.56	\$26.00	\$36.49	\$43.25	\$52.66
Fargo, ND-MN MetroSA		ANNUAL:	\$78,110	\$43,010	\$53,420	\$70,390	\$97,600	\$123,400
Employment:	420	HOURLY:	\$37.55	\$20.68	\$25.68	\$33.84	\$46.92	\$59.33
Grand Forks, ND-MN MetroSA		ANNUAL:	\$78,110	\$42,030	\$50,820	\$74,650	\$92,670	\$118,040
Employment:	100	HOURLY:	\$37.55	\$20.21	\$24.43	\$35.89	\$44.55	\$56.75
West ND Nonmetro Area		ANNUAL:	\$70,620	\$38,850	\$48,150	\$68,050	\$82,770	\$92,410
Employment:	150	HOURLY:	\$33.95	\$18.68	\$23.15	\$32.72	\$39.79	\$44.43
East ND Nonmetro Area		ANNUAL:	\$71,030	\$31,200	\$41,500	\$70,100	\$87,690	\$107,660
Employment:	90	HOURLY:	\$34.15	\$15.00	\$19.95	\$33.70	\$42.16	\$51.76

15-2011 Actuaries**Alternate Job Title(s):** Actuarial Mathematician; Health Actuary; Insurance Actuary

Analyze statistical data, such as mortality, accident, sickness, disability, and retirement rates and construct probability tables to forecast risk and liability for payment of future benefits. May ascertain insurance rates required and cash reserves necessary to ensure payment of future benefits.

North Dakota		ANNUAL:	\$126,920	\$76,290	\$83,820	\$102,510	\$158,160	\$193,520
Employment:	20	HOURLY:	\$61.02	\$36.68	\$40.30	\$49.28	\$76.04	\$93.04

'N/A' indicates data or information cannot be released due to reliability, availability, or confidentiality restrictions. Since a portion of substate employment is not attributed to a region, substate areas will NOT add up to statewide totals. Rounding and the absence of suppressed data may also affect additivity.

		WAGE ESTIMATES						
		Average (Mean)	10th Percentile	25th Percentile	50th Percentile (Median)	75th Percentile	90th Percentile	
15-2031 Operations Research Analysts								
Alternate Job Title(s): Operations Analyst; Procedure Analyst; Process Analyst								
Formulate and apply mathematical modeling and other optimizing methods to develop and interpret information that assists management with decisionmaking, policy formulation, or other managerial functions. May collect and analyze data and develop decision support software, services, or products. May develop and supply optimal time, cost, or logistics networks for program evaluation, review, or implementation.								
North Dakota		ANNUAL:	\$87,970	\$52,770	\$64,800	\$82,760	\$105,900	\$132,610
Employment:	160	HOURLY:	\$42.29	\$25.37	\$31.15	\$39.79	\$50.91	\$63.75
Region 4		ANNUAL:	\$67,120	\$48,440	\$54,380	\$63,590	\$72,840	\$83,610
Employment:	20	HOURLY:	\$32.27	\$23.29	\$26.15	\$30.57	\$35.02	\$40.20
Region 5		ANNUAL:	\$89,560	\$52,770	\$64,800	\$81,940	\$117,770	\$146,340
Employment:	100	HOURLY:	\$43.06	\$25.37	\$31.15	\$39.39	\$56.62	\$70.35
Region 7		ANNUAL:	\$95,860	\$62,150	\$81,270	\$92,360	\$112,150	\$130,080
Employment:	30	HOURLY:	\$46.09	\$29.88	\$39.07	\$44.40	\$53.92	\$62.54
Bismarck, ND MetroSA		ANNUAL:	\$95,350	\$62,150	\$81,270	\$92,360	\$109,390	\$130,080
Employment:	30	HOURLY:	\$45.84	\$29.88	\$39.07	\$44.40	\$52.59	\$62.54
Fargo, ND-MN MetroSA		ANNUAL:	\$89,320	\$52,770	\$64,800	\$81,940	\$117,770	\$146,340
Employment:	90	HOURLY:	\$42.94	\$25.37	\$31.15	\$39.39	\$56.62	\$70.35
Grand Forks, ND-MN MetroSA		ANNUAL:	\$70,360	\$54,380	\$54,380	\$66,900	\$80,360	\$104,170
Employment:	20	HOURLY:	\$33.83	\$26.15	\$26.15	\$32.16	\$38.63	\$50.08
East ND Nonmetro Area		ANNUAL:	\$81,580	\$48,440	\$72,840	\$74,380	\$91,680	\$105,900
Employment:	20	HOURLY:	\$39.22	\$23.29	\$35.02	\$35.76	\$44.08	\$50.91

15-2041 Statisticians**Alternate Job Title(s):** Biostatistician; Statistical Analyst; Time Study Statistician

Develop or apply mathematical or statistical theory and methods to collect, organize, interpret, and summarize numerical data to provide usable information. May specialize in fields such as biostatistics, agricultural statistics, business statistics, or economic statistics. Includes mathematical and survey statisticians. Excludes Survey Researchers (19-3022).

North Dakota		ANNUAL:	\$75,670	\$53,060	\$61,420	\$73,030	\$84,100	\$98,090
Employment:	50	HOURLY:	\$36.38	\$25.51	\$29.53	\$35.11	\$40.43	\$47.16
Region 5		ANNUAL:	\$87,560	\$75,290	\$78,560	\$84,100	\$86,830	\$107,660
Employment:	20	HOURLY:	\$42.10	\$36.20	\$37.77	\$40.43	\$41.75	\$51.76
Region 7		ANNUAL:	\$68,270	\$51,990	\$59,940	\$64,190	\$72,490	\$88,520
Employment:	20	HOURLY:	\$32.82	\$25.00	\$28.82	\$30.86	\$34.85	\$42.56
Bismarck, ND MetroSA		ANNUAL:	\$68,270	\$51,990	\$59,940	\$64,190	\$72,490	\$88,520
Employment:	20	HOURLY:	\$32.82	\$25.00	\$28.82	\$30.86	\$34.85	\$42.56
Fargo, ND-MN MetroSA		ANNUAL:	\$86,430	\$66,400	\$78,560	\$84,100	\$86,830	\$107,660
Employment:	20	HOURLY:	\$41.55	\$31.93	\$37.77	\$40.43	\$41.75	\$51.76

'N/A' indicates data or information cannot be released due to reliability, availability, or confidentiality restrictions. Since a portion of substate employment is not attributed to a region, substate areas will NOT add up to statewide totals. Rounding and the absence of suppressed data may also affect additivity.

			WAGE ESTIMATES					
			Average (Mean)	10th Percentile	25th Percentile	50th Percentile (Median)	75th Percentile	90th Percentile
15-2051 Data Scientists								
Alternate Job Title(s): Business Intelligence Developer; Data Analytics Specialist; Data Mining Analyst; Data Visualization Developer								
Develop and implement a set of techniques or analytics applications to transform raw data into meaningful information using data-oriented programming languages and visualization software. Apply data mining, data modeling, natural language processing, and machine learning to extract and analyze information from large structured and unstructured datasets. Visualize, interpret, and report data findings. May create dynamic data reports. Excludes Statisticians (15-2041), Cartographers and Photogrammetrists (17-1021), and Health Information Technologists and Medical Registrars (29-9021).								
North Dakota		ANNUAL:	\$102,410	\$59,300	\$80,510	\$113,620	\$120,000	\$126,480
Employment:	240	HOURLY:	\$49.24	\$28.51	\$38.71	\$54.63	\$57.69	\$60.81
Region 4		ANNUAL:	\$104,930	\$45,940	\$67,730	\$84,470	\$120,000	\$190,990
Employment:	20	HOURLY:	\$50.45	\$22.09	\$32.56	\$40.61	\$57.69	\$91.82
Region 5		ANNUAL:	\$101,580	\$66,850	\$80,510	\$104,230	\$120,530	\$133,630
Employment:	80	HOURLY:	\$48.84	\$32.14	\$38.71	\$50.11	\$57.95	\$64.24
Region 7		ANNUAL:	\$102,080	\$58,400	\$80,450	\$118,610	\$118,610	\$118,610
Employment:	90	HOURLY:	\$49.08	\$28.08	\$38.68	\$57.02	\$57.02	\$57.02
Bismarck, ND MetroSA		ANNUAL:	\$101,910	\$58,400	\$80,450	\$118,610	\$118,610	\$118,610
Employment:	90	HOURLY:	\$49.00	\$28.08	\$38.68	\$57.02	\$57.02	\$57.02
Fargo, ND-MN MetroSA		ANNUAL:	\$101,000	\$66,850	\$80,510	\$102,480	\$120,530	\$133,630
Employment:	80	HOURLY:	\$48.56	\$32.14	\$38.71	\$49.27	\$57.95	\$64.24
Grand Forks, ND-MN MetroSA		ANNUAL:	\$104,260	\$45,940	\$67,730	\$84,470	\$116,200	\$190,990
Employment:	10	HOURLY:	\$50.13	\$22.09	\$32.56	\$40.61	\$55.87	\$91.82
West ND Nonmetro Area		ANNUAL:	\$93,020	\$51,310	\$56,320	\$86,510	\$120,000	\$122,160
Employment:	N/A	HOURLY:	\$44.72	\$24.67	\$27.08	\$41.59	\$57.69	\$58.73
East ND Nonmetro Area		ANNUAL:	\$104,800	\$53,510	\$81,930	\$120,000	\$120,000	\$120,000
Employment:	30	HOURLY:	\$50.39	\$25.73	\$39.39	\$57.69	\$57.69	\$57.69

'N/A' indicates data or information cannot be released due to reliability, availability, or confidentiality restrictions. Since a portion of substate employment is not attributed to a region, substate areas will NOT add up to statewide totals. Rounding and the absence of suppressed data may also affect additivity.

		WAGE ESTIMATES					
		Average (Mean)	10th Percentile	25th Percentile	50th Percentile (Median)	75th Percentile	90th Percentile
17-0000 Architecture and Engineering Occupations							
Alternate Job Title(s): N/A							
North Dakota	ANNUAL:	\$84,740	\$48,820	\$61,750	\$78,770	\$102,660	\$126,690
Employment: 5,870	HOURLY:	\$40.74	\$23.47	\$29.69	\$37.87	\$49.36	\$60.91
Region 1	ANNUAL:	\$93,650	\$47,660	\$66,430	\$85,320	\$118,340	\$140,080
Employment: 460	HOURLY:	\$45.02	\$22.91	\$31.94	\$41.02	\$56.90	\$67.35
Region 2	ANNUAL:	\$91,590	\$47,110	\$65,040	\$85,380	\$108,320	\$138,580
Employment: 400	HOURLY:	\$44.03	\$22.65	\$31.27	\$41.05	\$52.08	\$66.63
Region 3	ANNUAL:	\$77,650	\$50,030	\$59,910	\$74,130	\$97,340	\$113,840
Employment: 60	HOURLY:	\$37.33	\$24.05	\$28.80	\$35.64	\$46.80	\$54.73
Region 4	ANNUAL:	\$82,230	\$46,720	\$61,550	\$77,140	\$99,970	\$123,920
Employment: 730	HOURLY:	\$39.53	\$22.46	\$29.59	\$37.09	\$48.06	\$59.58
Region 5	ANNUAL:	\$81,150	\$48,640	\$60,720	\$78,130	\$98,470	\$122,380
Employment: 2,100	HOURLY:	\$39.01	\$23.38	\$29.19	\$37.56	\$47.34	\$58.84
Region 6	ANNUAL:	\$90,870	\$53,920	\$74,470	\$84,450	\$108,320	\$126,220
Employment: 250	HOURLY:	\$43.69	\$25.92	\$35.80	\$40.60	\$52.08	\$60.68
Region 7	ANNUAL:	\$85,930	\$49,920	\$62,330	\$78,570	\$105,130	\$127,520
Employment: 1,540	HOURLY:	\$41.31	\$24.00	\$29.97	\$37.77	\$50.54	\$61.31
Region 8	ANNUAL:	\$83,500	\$46,290	\$59,580	\$73,220	\$97,480	\$128,620
Employment: 280	HOURLY:	\$40.14	\$22.26	\$28.64	\$35.20	\$46.86	\$61.84
Bismarck, ND MetroSA	ANNUAL:	\$84,120	\$49,550	\$60,860	\$77,980	\$103,480	\$125,310
Employment: 1,410	HOURLY:	\$40.44	\$23.82	\$29.26	\$37.49	\$49.75	\$60.25
Fargo, ND-MN MetroSA	ANNUAL:	\$80,960	\$48,790	\$60,630	\$77,660	\$97,900	\$124,400
Employment: 2,020	HOURLY:	\$38.92	\$23.46	\$29.15	\$37.34	\$47.07	\$59.81
Grand Forks, ND-MN MetroSA	ANNUAL:	\$82,920	\$47,480	\$62,230	\$77,590	\$100,630	\$123,920
Employment: 800	HOURLY:	\$39.87	\$22.83	\$29.92	\$37.30	\$48.38	\$59.58
West ND Nonmetro Area	ANNUAL:	\$91,960	\$48,820	\$64,310	\$85,170	\$115,310	\$137,990
Employment: 1,280	HOURLY:	\$44.21	\$23.47	\$30.92	\$40.95	\$55.44	\$66.34
East ND Nonmetro Area	ANNUAL:	\$85,290	\$50,300	\$67,070	\$79,720	\$101,370	\$123,900
Employment: 630	HOURLY:	\$41.00	\$24.18	\$32.24	\$38.33	\$48.73	\$59.57

'N/A' indicates data or information cannot be released due to reliability, availability, or confidentiality restrictions. Since a portion of substate employment is not attributed to a region, substate areas will NOT add up to statewide totals. Rounding and the absence of suppressed data may also affect additivity.

			WAGE ESTIMATES					
			Average (Mean)	10th Percentile	25th Percentile	50th Percentile (Median)	75th Percentile	90th Percentile
17-1011 Architects, Except Landscape and Naval								
Alternate Job Title(s): Building Architect; Building Architectural Designer; Structural Architect								
Plan and design structures, such as private residences, office buildings, theaters, factories, and other structural property. Excludes Landscape Architects (17-1012) and Marine Engineers and Naval Architects (17-2121).								
North Dakota		ANNUAL:	\$80,870	\$31,200	\$53,780	\$78,860	\$98,340	\$124,540
Employment:	200	HOURLY:	\$38.88	\$15.00	\$25.86	\$37.92	\$47.28	\$59.88
Region 4		ANNUAL:	\$79,850	\$30,590	\$52,060	\$78,070	\$96,420	\$105,040
Employment:	40	HOURLY:	\$38.39	\$14.71	\$25.03	\$37.53	\$46.35	\$50.50
Region 5		ANNUAL:	\$78,290	\$31,200	\$49,950	\$78,860	\$98,340	\$124,550
Employment:	110	HOURLY:	\$37.64	\$15.00	\$24.01	\$37.91	\$47.28	\$59.88
Region 7		ANNUAL:	\$82,750	\$30,970	\$57,370	\$78,410	\$105,660	\$125,880
Employment:	30	HOURLY:	\$39.78	\$14.89	\$27.58	\$37.70	\$50.80	\$60.52
Bismarck, ND MetroSA		ANNUAL:	\$82,750	\$30,970	\$57,370	\$78,410	\$105,660	\$125,880
Employment:	30	HOURLY:	\$39.78	\$14.89	\$27.58	\$37.70	\$50.80	\$60.52
Fargo, ND-MN MetroSA		ANNUAL:	\$78,880	\$31,200	\$50,010	\$78,860	\$98,340	\$124,540
Employment:	120	HOURLY:	\$37.92	\$15.00	\$24.04	\$37.92	\$47.28	\$59.88
Grand Forks, ND-MN MetroSA		ANNUAL:	\$79,800	\$30,590	\$52,060	\$78,070	\$96,420	\$105,040
Employment:	50	HOURLY:	\$38.36	\$14.71	\$25.03	\$37.53	\$46.35	\$50.50
West ND Nonmetro Area		ANNUAL:	\$94,550	\$49,910	\$77,840	\$94,380	\$119,430	\$134,140
Employment:	20	HOURLY:	\$45.46	\$23.99	\$37.42	\$45.37	\$57.42	\$64.49

17-1012 Landscape Architects**Alternate Job Title(s):** Golf Course Architect; Golf Course Designer; Landscape Designer

Plan and design land areas for projects such as parks and other recreational facilities, airports, highways, hospitals, schools, land subdivisions, and commercial, industrial, and residential sites.

North Dakota		ANNUAL:	\$73,670	\$51,510	\$52,700	\$68,390	\$86,650	\$104,310
Employment:	30	HOURLY:	\$35.42	\$24.77	\$25.34	\$32.88	\$41.66	\$50.15
Fargo, ND-MN MetroSA		ANNUAL:	\$67,740	\$46,400	\$56,380	\$68,390	\$85,230	\$85,310
Employment:	10	HOURLY:	\$32.57	\$22.31	\$27.11	\$32.88	\$40.98	\$41.02

'N/A' indicates data or information cannot be released due to reliability, availability, or confidentiality restrictions. Since a portion of substate employment is not attributed to a region, substate areas will NOT add up to statewide totals. Rounding and the absence of suppressed data may also affect additivity.

			WAGE ESTIMATES					
			Average (Mean)	10th Percentile	25th Percentile	50th Percentile (Median)	75th Percentile	90th Percentile
17-1022 Surveyors								
Alternate Job Title(s): Geodetic Surveyor; Land Surveyor; Mineral Surveyor								
Make exact measurements and determine property boundaries. Provide data relevant to the shape, contour, gravitation, location, elevation, or dimension of land or land features on or near the earth's surface for engineering, mapmaking, mining, land evaluation, construction, and other purposes.								
North Dakota		ANNUAL:	\$73,270	\$51,470	\$60,840	\$70,420	\$83,350	\$102,150
Employment:	300	HOURLY:	\$35.23	\$24.75	\$29.25	\$33.85	\$40.07	\$49.11
Region 1		ANNUAL:	\$71,230	\$51,470	\$60,840	\$61,360	\$80,250	\$96,150
Employment:	50	HOURLY:	\$34.25	\$24.75	\$29.25	\$29.50	\$38.58	\$46.23
Region 2		ANNUAL:	\$75,980	\$61,340	\$63,370	\$70,420	\$91,180	\$106,400
Employment:	40	HOURLY:	\$36.53	\$29.49	\$30.46	\$33.85	\$43.84	\$51.15
Region 5		ANNUAL:	\$76,050	\$51,330	\$60,580	\$76,150	\$90,810	\$102,780
Employment:	60	HOURLY:	\$36.56	\$24.68	\$29.13	\$36.61	\$43.66	\$49.41
Region 7		ANNUAL:	\$72,160	\$47,920	\$61,270	\$68,970	\$80,950	\$98,260
Employment:	90	HOURLY:	\$34.69	\$23.04	\$29.46	\$33.16	\$38.92	\$47.24
Region 8		ANNUAL:	\$74,980	\$55,240	\$60,840	\$70,420	\$92,070	\$108,320
Employment:	30	HOURLY:	\$36.05	\$26.56	\$29.25	\$33.85	\$44.26	\$52.08
Bismarck, ND MetroSA		ANNUAL:	\$71,880	\$47,920	\$60,130	\$66,210	\$80,950	\$98,260
Employment:	80	HOURLY:	\$34.56	\$23.04	\$28.91	\$31.83	\$38.92	\$47.24
Fargo, ND-MN MetroSA		ANNUAL:	\$75,520	\$53,080	\$60,620	\$73,490	\$89,240	\$102,370
Employment:	60	HOURLY:	\$36.31	\$25.52	\$29.15	\$35.33	\$42.91	\$49.22
West ND Nonmetro Area		ANNUAL:	\$73,810	\$55,240	\$61,310	\$70,420	\$80,250	\$100,180
Employment:	130	HOURLY:	\$35.49	\$26.56	\$29.48	\$33.85	\$38.58	\$48.16
East ND Nonmetro Area		ANNUAL:	\$69,920	\$35,980	\$59,480	\$70,170	\$83,350	\$102,780
Employment:	20	HOURLY:	\$33.61	\$17.30	\$28.59	\$33.74	\$40.07	\$49.42

17-2011 Aerospace Engineers**Alternate Job Title(s):** Aeronautical Engineer; Aircraft Design Engineer; Flight Test Engineer

Perform engineering duties in designing, constructing, and testing aircraft, missiles, and spacecraft. May conduct basic and applied research to evaluate adaptability of materials and equipment to aircraft design and manufacture. May recommend improvements in testing equipment and techniques.

North Dakota		ANNUAL:	\$98,820	\$37,840	\$105,550	\$106,850	\$107,660	\$107,660
Employment:	N/A	HOURLY:	\$47.51	\$18.19	\$50.74	\$51.37	\$51.76	\$51.76

17-2031 Bioengineers and Biomedical Engineers**Alternate Job Title(s):** Biomaterials Engineer; Bio-Mechanical Engineer; Dialysis Engineer

Apply knowledge of engineering, biology, chemistry, computer science, and biomechanical principles to the design, development, and evaluation of biological, agricultural, and health systems and products, such as artificial organs, prostheses, instrumentation, medical information systems, and health management and care delivery systems.

North Dakota		ANNUAL:	\$83,100	\$52,970	\$65,370	\$83,180	\$103,130	\$103,130
Employment:	50	HOURLY:	\$39.95	\$25.47	\$31.43	\$39.99	\$49.58	\$49.58

'N/A' indicates data or information cannot be released due to reliability, availability, or confidentiality restrictions. Since a portion of substate employment is not attributed to a region, substate areas will NOT add up to statewide totals. Rounding and the absence of suppressed data may also affect additivity.

			WAGE ESTIMATES					
			Average (Mean)	10th Percentile	25th Percentile	50th Percentile (Median)	75th Percentile	90th Percentile
17-2041 Chemical Engineers								
Alternate Job Title(s): Fuels Engineer; Plastics Engineer; Polymerization Engineer								
Design chemical plant equipment and devise processes for manufacturing chemicals and products, such as gasoline, synthetic rubber, plastics, detergents, cement, paper, and pulp, by applying principles and technology of chemistry, physics, and engineering.								
North Dakota		ANNUAL:	\$114,210	\$77,000	\$82,010	\$111,150	\$134,570	\$134,570
Employment:	70	HOURLY:	\$54.91	\$37.02	\$39.43	\$53.44	\$64.70	\$64.70
Region 5		ANNUAL:	\$90,740	\$76,580	\$76,990	\$77,460	\$114,050	\$116,400
Employment:	10	HOURLY:	\$43.63	\$36.82	\$37.02	\$37.24	\$54.83	\$55.96
West ND Nonmetro Area		ANNUAL:	\$98,680	\$82,000	\$82,000	\$82,010	\$122,920	\$131,300
Employment:	N/A	HOURLY:	\$47.44	\$39.42	\$39.43	\$39.43	\$59.10	\$63.13
17-2051 Civil Engineers								
Alternate Job Title(s): Bridge Engineer; Construction Engineer; Highway Engineer								
Perform engineering duties in planning, designing, and overseeing construction and maintenance of building structures and facilities, such as roads, railroads, airports, bridges, harbors, channels, dams, irrigation projects, pipelines, power plants, and water and sewage systems. Includes architectural, structural, traffic, and geotechnical engineers. Excludes Hydrologists (19-2043).								
North Dakota		ANNUAL:	\$92,970	\$62,140	\$73,330	\$88,620	\$108,330	\$131,600
Employment:	1,390	HOURLY:	\$44.70	\$29.87	\$35.25	\$42.60	\$52.08	\$63.27
Region 1		ANNUAL:	\$101,410	\$66,480	\$76,540	\$93,780	\$121,030	\$142,860
Employment:	130	HOURLY:	\$48.76	\$31.96	\$36.80	\$45.09	\$58.19	\$68.68
Region 2		ANNUAL:	\$98,090	\$65,040	\$75,190	\$93,310	\$120,870	\$141,690
Employment:	120	HOURLY:	\$47.16	\$31.27	\$36.15	\$44.86	\$58.11	\$68.12
Region 3		ANNUAL:	\$92,710	\$59,910	\$74,360	\$92,450	\$107,590	\$132,450
Employment:	10	HOURLY:	\$44.57	\$28.80	\$35.75	\$44.45	\$51.73	\$63.68
Region 4		ANNUAL:	\$90,630	\$58,940	\$69,100	\$78,660	\$107,340	\$131,500
Employment:	180	HOURLY:	\$43.57	\$28.34	\$33.22	\$37.82	\$51.60	\$63.22
Region 5		ANNUAL:	\$89,990	\$58,160	\$64,640	\$81,750	\$107,150	\$131,240
Employment:	450	HOURLY:	\$43.26	\$27.96	\$31.07	\$39.30	\$51.52	\$63.09
Region 6		ANNUAL:	\$89,970	\$62,460	\$75,190	\$80,990	\$99,300	\$132,450
Employment:	50	HOURLY:	\$43.25	\$30.03	\$36.15	\$38.94	\$47.74	\$63.68
Region 7		ANNUAL:	\$92,810	\$63,080	\$77,120	\$90,690	\$106,450	\$129,990
Employment:	360	HOURLY:	\$44.62	\$30.33	\$37.08	\$43.60	\$51.18	\$62.49
Region 8		ANNUAL:	\$97,340	\$67,490	\$75,190	\$93,520	\$119,110	\$131,140
Employment:	70	HOURLY:	\$46.80	\$32.45	\$36.15	\$44.96	\$57.27	\$63.05
Bismarck, ND MetroSA		ANNUAL:	\$92,370	\$63,080	\$77,120	\$89,520	\$106,350	\$129,990
Employment:	340	HOURLY:	\$44.41	\$30.33	\$37.08	\$43.04	\$51.13	\$62.49
Fargo, ND-MN MetroSA		ANNUAL:	\$90,140	\$57,210	\$64,630	\$83,410	\$107,150	\$131,240
Employment:	450	HOURLY:	\$43.34	\$27.51	\$31.07	\$40.10	\$51.52	\$63.09
Grand Forks, ND-MN MetroSA		ANNUAL:	\$91,400	\$58,940	\$69,500	\$82,690	\$108,420	\$131,500
Employment:	190	HOURLY:	\$43.94	\$28.34	\$33.41	\$39.75	\$52.12	\$63.22
West ND Nonmetro Area		ANNUAL:	\$99,440	\$65,180	\$76,540	\$93,520	\$120,870	\$138,960
Employment:	340	HOURLY:	\$47.81	\$31.34	\$36.80	\$44.96	\$58.11	\$66.81
East ND Nonmetro Area		ANNUAL:	\$90,010	\$60,940	\$74,520	\$83,810	\$101,420	\$127,860
Employment:	90	HOURLY:	\$43.28	\$29.30	\$35.83	\$40.29	\$48.76	\$61.47

'N/A' indicates data or information cannot be released due to reliability, availability, or confidentiality restrictions. Since a portion of substate employment is not attributed to a region, substate areas will NOT add up to statewide totals. Rounding and the absence of suppressed data may also affect additivity.

		WAGE ESTIMATES						
		Average (Mean)	10th Percentile	25th Percentile	50th Percentile (Median)	75th Percentile	90th Percentile	
17-2061 Computer Hardware Engineers								
Alternate Job Title(s): Computer Hardware Designer; Computer Hardware Developer								
Research, design, develop, or test computer or computer-related equipment for commercial, industrial, military, or scientific use. May supervise the manufacturing and installation of computer or computer-related equipment and components. Excludes Software Developers (15-1252) and Web Developers (15-1254).								
North Dakota		ANNUAL:	\$101,850	\$77,040	\$78,580	\$100,740	\$110,430	\$131,510
Employment:	50	HOURLY:	\$48.97	\$37.04	\$37.78	\$48.43	\$53.09	\$63.22

17-2071 Electrical Engineers**Alternate Job Title(s):** Electrical Systems Engineer; Illuminating Engineer; Power Distribution Engineer

Research, design, develop, test, or supervise the manufacturing and installation of electrical equipment, components, or systems for commercial, industrial, military, or scientific use. Excludes Computer Hardware Engineers (17-2061).

North Dakota		ANNUAL:	\$106,170	\$76,410	\$83,030	\$105,230	\$111,420	\$137,490
Employment:	330	HOURLY:	\$51.05	\$36.73	\$39.92	\$50.59	\$53.57	\$66.10
Region 2		ANNUAL:	\$118,690	\$78,200	\$106,160	\$108,320	\$132,680	\$187,770
Employment:	40	HOURLY:	\$57.06	\$37.60	\$51.04	\$52.08	\$63.79	\$90.27
Region 4		ANNUAL:	\$97,150	\$76,220	\$77,290	\$105,040	\$105,760	\$122,210
Employment:	40	HOURLY:	\$46.71	\$36.64	\$37.16	\$50.50	\$50.85	\$58.75
Region 5		ANNUAL:	\$98,740	\$69,100	\$78,880	\$103,880	\$107,880	\$131,520
Employment:	100	HOURLY:	\$47.47	\$33.22	\$37.92	\$49.94	\$51.86	\$63.23
Region 6		ANNUAL:	\$105,820	\$77,630	\$96,710	\$108,320	\$108,320	\$133,720
Employment:	30	HOURLY:	\$50.87	\$37.32	\$46.50	\$52.08	\$52.08	\$64.29
Region 7		ANNUAL:	\$110,620	\$77,220	\$92,910	\$104,310	\$131,590	\$152,760
Employment:	110	HOURLY:	\$53.18	\$37.13	\$44.67	\$50.15	\$63.26	\$73.44
Bismarck, ND MetroSA		ANNUAL:	\$108,280	\$77,220	\$83,030	\$103,700	\$131,590	\$144,100
Employment:	90	HOURLY:	\$52.06	\$37.13	\$39.92	\$49.86	\$63.26	\$69.28
Fargo, ND-MN MetroSA		ANNUAL:	\$98,850	\$69,100	\$78,940	\$102,510	\$107,880	\$131,520
Employment:	100	HOURLY:	\$47.52	\$33.22	\$37.95	\$49.28	\$51.87	\$63.23
Grand Forks, ND-MN MetroSA		ANNUAL:	\$98,090	\$67,700	\$78,100	\$105,760	\$108,300	\$125,370
Employment:	50	HOURLY:	\$47.16	\$32.55	\$37.55	\$50.85	\$52.07	\$60.28
West ND Nonmetro Area		ANNUAL:	\$118,940	\$78,200	\$97,780	\$108,320	\$132,680	\$187,770
Employment:	70	HOURLY:	\$57.18	\$37.60	\$47.01	\$52.08	\$63.79	\$90.27
East ND Nonmetro Area		ANNUAL:	\$102,310	\$77,630	\$96,710	\$107,110	\$108,320	\$133,660
Employment:	40	HOURLY:	\$49.19	\$37.32	\$46.50	\$51.50	\$52.08	\$64.26

'N/A' indicates data or information cannot be released due to reliability, availability, or confidentiality restrictions. Since a portion of substate employment is not attributed to a region, substate areas will NOT add up to statewide totals. Rounding and the absence of suppressed data may also affect additivity.

			WAGE ESTIMATES					
			Average (Mean)	10th Percentile	25th Percentile	50th Percentile (Median)	75th Percentile	90th Percentile
17-2072 Electronics Engineers, Except Computer								
Alternate Job Title(s): Circuit Design Engineer; Electronic Design Automation Engineer; Telecommunication Engineer								
Research, design, develop, or test electronic components and systems for commercial, industrial, military, or scientific use employing knowledge of electronic theory and materials properties. Design electronic circuits and components for use in fields such as telecommunications, aerospace guidance and propulsion control, acoustics, or instruments and controls. Excludes Computer Hardware Engineers (17-2061).								
North Dakota		ANNUAL:	\$104,530	\$74,090	\$81,700	\$95,740	\$114,580	\$149,550
Employment:	60	HOURLY:	\$50.25	\$35.62	\$39.28	\$46.03	\$55.09	\$71.90
Region 5		ANNUAL:	\$110,010	\$79,530	\$84,890	\$98,360	\$121,910	\$149,550
Employment:	20	HOURLY:	\$52.89	\$38.23	\$40.81	\$47.29	\$58.61	\$71.90
Fargo, ND-MN MetroSA		ANNUAL:	\$107,050	\$79,530	\$84,890	\$98,360	\$121,910	\$149,550
Employment:	20	HOURLY:	\$51.47	\$38.23	\$40.81	\$47.29	\$58.61	\$71.90
West ND Nonmetro Area		ANNUAL:	\$105,270	\$61,460	\$75,660	\$94,790	\$114,580	\$190,670
Employment:	30	HOURLY:	\$50.61	\$29.55	\$36.37	\$45.57	\$55.09	\$91.67

17-2081 Environmental Engineers

Alternate Job Title(s): Environmental Remediation Engineer; Pollution Control Engineer; Soil Engineer; Water Treatment Plant Engineer

Research, design, plan, or perform engineering duties in the prevention, control, and remediation of environmental hazards using various engineering disciplines. Work may include waste treatment, site remediation, or pollution control technology.

North Dakota		ANNUAL:	\$100,280	\$64,520	\$74,610	\$84,910	\$117,550	\$156,730
Employment:	70	HOURLY:	\$48.21	\$31.02	\$35.87	\$40.82	\$56.51	\$75.35
Region 7		ANNUAL:	\$98,520	\$60,340	\$71,160	\$80,370	\$96,430	\$182,050
Employment:	40	HOURLY:	\$47.36	\$29.01	\$34.21	\$38.64	\$46.36	\$87.52
Bismarck, ND MetroSA		ANNUAL:	\$93,370	\$60,340	\$68,910	\$79,560	\$87,070	\$190,260
Employment:	40	HOURLY:	\$44.89	\$29.01	\$33.13	\$38.25	\$41.86	\$91.47
West ND Nonmetro Area		ANNUAL:	\$105,870	\$68,620	\$80,620	\$104,920	\$117,580	\$156,730
Employment:	30	HOURLY:	\$50.90	\$32.99	\$38.76	\$50.44	\$56.53	\$75.35

17-2111 Health and Safety Engineers, Except Mining Safety Engineers and Inspectors

Alternate Job Title(s): Fire Protection Engineer; Industrial Safety Engineer; Product Safety Engineer

Promote worksite or product safety by applying knowledge of industrial processes, mechanics, chemistry, psychology, and industrial health and safety laws. Includes industrial product safety engineers.

North Dakota		ANNUAL:	\$112,720	\$81,420	\$83,430	\$110,150	\$131,770	\$137,690
Employment:	10	HOURLY:	\$54.19	\$39.14	\$40.11	\$52.96	\$63.35	\$66.20

'N/A' indicates data or information cannot be released due to reliability, availability, or confidentiality restrictions. Since a portion of substate employment is not attributed to a region, substate areas will NOT add up to statewide totals. Rounding and the absence of suppressed data may also affect additivity.

			WAGE ESTIMATES					
			Average (Mean)	10th Percentile	25th Percentile	50th Percentile (Median)	75th Percentile	90th Percentile
17-2112 Industrial Engineers								
Alternate Job Title(s): Efficiency Engineer; Manufacturing Engineer; Packaging Engineer; Production Engineer								
Design, develop, test, and evaluate integrated systems for managing industrial production processes, including human work factors, quality control, inventory control, logistics and material flow, cost analysis, and production coordination. Excludes Health and Safety Engineers, Except Mining Safety Engineers and Inspectors (17-2111).								
North Dakota		ANNUAL:	\$86,540	\$51,360	\$68,620	\$79,720	\$100,470	\$123,900
Employment:	550	HOURLY:	\$41.61	\$24.69	\$32.99	\$38.33	\$48.30	\$59.57
Region 4		ANNUAL:	\$95,250	\$67,560	\$78,570	\$82,690	\$106,910	\$125,950
Employment:	90	HOURLY:	\$45.79	\$32.48	\$37.77	\$39.76	\$51.40	\$60.55
Region 5		ANNUAL:	\$80,480	\$50,450	\$64,740	\$78,880	\$96,740	\$104,670
Employment:	280	HOURLY:	\$38.69	\$24.26	\$31.13	\$37.92	\$46.51	\$50.32
Region 6		ANNUAL:	\$103,210	\$76,450	\$80,140	\$94,660	\$123,900	\$125,190
Employment:	60	HOURLY:	\$49.62	\$36.76	\$38.53	\$45.51	\$59.57	\$60.19
Region 7		ANNUAL:	\$88,700	\$46,840	\$66,630	\$79,600	\$119,210	\$123,340
Employment:	80	HOURLY:	\$42.65	\$22.52	\$32.03	\$38.27	\$57.31	\$59.30
Region 8		ANNUAL:	\$70,320	\$51,360	\$51,360	\$51,360	\$83,140	\$124,220
Employment:	30	HOURLY:	\$33.81	\$24.69	\$24.69	\$24.69	\$39.97	\$59.72
Bismarck, ND MetroSA		ANNUAL:	\$77,940	\$46,840	\$57,430	\$77,620	\$99,430	\$108,230
Employment:	60	HOURLY:	\$37.47	\$22.52	\$27.61	\$37.32	\$47.80	\$52.04
Fargo, ND-MN MetroSA		ANNUAL:	\$79,670	\$51,980	\$63,260	\$79,180	\$94,710	\$104,000
Employment:	220	HOURLY:	\$38.31	\$24.99	\$30.42	\$38.07	\$45.53	\$50.00
Grand Forks, ND-MN MetroSA		ANNUAL:	\$94,600	\$64,910	\$78,000	\$85,710	\$102,270	\$125,950
Employment:	110	HOURLY:	\$45.48	\$31.21	\$37.50	\$41.21	\$49.17	\$60.55
West ND Nonmetro Area		ANNUAL:	\$95,180	\$51,360	\$51,360	\$91,570	\$123,340	\$131,860
Employment:	50	HOURLY:	\$45.76	\$24.69	\$24.69	\$44.03	\$59.30	\$63.39
East ND Nonmetro Area		ANNUAL:	\$90,960	\$46,490	\$77,010	\$81,990	\$101,960	\$125,190
Employment:	170	HOURLY:	\$43.73	\$22.35	\$37.02	\$39.42	\$49.02	\$60.19

17-2131 Materials Engineers**Alternate Job Title(s):** Automotive Sheet Metal Engineer; Forensic Materials Engineer; Metallographer

Evaluate materials and develop machinery and processes to manufacture materials for use in products that must meet specialized design and performance specifications. Develop new uses for known materials. Includes those engineers working with composite materials or specializing in one type of material, such as graphite, metal and metal alloys, ceramics and glass, plastics and polymers, and naturally occurring materials. Includes metallurgists and metallurgical engineers, ceramic engineers, and welding engineers.

North Dakota		ANNUAL:	\$101,200	\$85,680	\$89,410	\$91,440	\$114,750	\$120,420
Employment:	30	HOURLY:	\$48.66	\$41.19	\$42.99	\$43.96	\$55.17	\$57.89

'N/A' indicates data or information cannot be released due to reliability, availability, or confidentiality restrictions. Since a portion of substate employment is not attributed to a region, substate areas will NOT add up to statewide totals. Rounding and the absence of suppressed data may also affect additivity.

		WAGE ESTIMATES						
		Average (Mean)	10th Percentile	25th Percentile	50th Percentile (Median)	75th Percentile	90th Percentile	
17-2141 Mechanical Engineers								
Alternate Job Title(s): Combustion Engineer; Engine Designer; Heating and Cooling Systems Engineer; Tool and Die Engineer								
Perform engineering duties in planning and designing tools, engines, machines, and other mechanically functioning equipment. Oversee installation, operation, maintenance, and repair of equipment such as centralized heat, gas, water, and steam systems.								
North Dakota		ANNUAL:	\$92,860	\$62,170	\$77,260	\$84,690	\$106,580	\$127,520
Employment:	730	HOURLY:	\$44.64	\$29.89	\$37.15	\$40.72	\$51.24	\$61.31
Region 2		ANNUAL:	\$94,360	\$47,000	\$55,400	\$88,580	\$119,430	\$140,100
Employment:	20	HOURLY:	\$45.37	\$22.60	\$26.64	\$42.59	\$57.42	\$67.36
Region 4		ANNUAL:	\$90,290	\$61,610	\$69,220	\$81,870	\$107,660	\$126,970
Employment:	70	HOURLY:	\$43.41	\$29.62	\$33.28	\$39.36	\$51.76	\$61.04
Region 5		ANNUAL:	\$92,590	\$64,490	\$76,270	\$85,920	\$106,090	\$128,450
Employment:	340	HOURLY:	\$44.51	\$31.01	\$36.67	\$41.31	\$51.00	\$61.76
Region 7		ANNUAL:	\$95,350	\$62,790	\$77,980	\$94,740	\$124,570	\$127,520
Employment:	260	HOURLY:	\$45.84	\$30.19	\$37.49	\$45.55	\$59.89	\$61.31
Bismarck, ND MetroSA		ANNUAL:	\$93,920	\$62,540	\$77,980	\$81,350	\$115,420	\$127,520
Employment:	240	HOURLY:	\$45.16	\$30.07	\$37.49	\$39.11	\$55.49	\$61.31
Fargo, ND-MN MetroSA		ANNUAL:	\$92,900	\$63,600	\$76,110	\$85,910	\$106,180	\$129,530
Employment:	290	HOURLY:	\$44.66	\$30.58	\$36.59	\$41.31	\$51.05	\$62.27
Grand Forks, ND-MN MetroSA		ANNUAL:	\$90,290	\$61,900	\$71,140	\$80,500	\$107,660	\$126,970
Employment:	70	HOURLY:	\$43.41	\$29.76	\$34.20	\$38.70	\$51.76	\$61.04
West ND Nonmetro Area		ANNUAL:	\$102,570	\$50,720	\$80,410	\$102,860	\$129,190	\$145,730
Employment:	40	HOURLY:	\$49.31	\$24.38	\$38.66	\$49.45	\$62.11	\$70.06
East ND Nonmetro Area		ANNUAL:	\$88,750	\$58,550	\$78,720	\$83,400	\$100,360	\$122,380
Employment:	110	HOURLY:	\$42.67	\$28.15	\$37.85	\$40.10	\$48.25	\$58.84

17-2151 Mining and Geological Engineers, Including Mining Safety Engineers**Alternate Job Title(s):** Geophysical Engineer; Mineral Engineer; Seismic Engineer

Conduct subsurface surveys to identify the characteristics of potential land or mining development sites. May specify the ground support systems, processes, and equipment for safe, economical, and environmentally sound extraction or underground construction activities. May inspect areas for unsafe geological conditions, equipment, and working conditions. May design, implement, and coordinate mine safety programs. Excludes Petroleum Engineers (17-2171).

North Dakota		ANNUAL:	\$104,680	\$61,610	\$96,370	\$101,550	\$130,520	\$146,770
Employment:	20	HOURLY:	\$50.33	\$29.62	\$46.33	\$48.82	\$62.75	\$70.56

'N/A' indicates data or information cannot be released due to reliability, availability, or confidentiality restrictions. Since a portion of substate employment is not attributed to a region, substate areas will NOT add up to statewide totals. Rounding and the absence of suppressed data may also affect additivity.

		WAGE ESTIMATES						
		Average (Mean)	10th Percentile	25th Percentile	50th Percentile (Median)	75th Percentile	90th Percentile	
17-2171 Petroleum Engineers								
Alternate Job Title(s): Natural Gas Engineer; Oil Drilling Engineer; Oil Exploration Engineer								
Devise methods to improve oil and gas extraction and production and determine the need for new or modified tool designs. Oversee drilling and offer technical advice.								
North Dakota		ANNUAL:	\$126,390	\$85,170	\$103,270	\$131,260	\$145,830	\$160,500
Employment:	110	HOURLY:	\$60.76	\$40.95	\$49.65	\$63.11	\$70.11	\$77.16
Region 1		ANNUAL:	\$122,400	\$85,170	\$103,270	\$123,010	\$137,350	\$158,200
Employment:	70	HOURLY:	\$58.85	\$40.94	\$49.65	\$59.14	\$66.03	\$76.06
Region 8		ANNUAL:	\$149,130	\$105,580	\$131,570	\$158,140	\$160,500	\$218,700
Employment:	10	HOURLY:	\$71.70	\$50.76	\$63.26	\$76.03	\$77.16	\$105.14
West ND Nonmetro Area		ANNUAL:	\$127,410	\$85,170	\$105,310	\$131,260	\$146,110	\$160,500
Employment:	100	HOURLY:	\$61.25	\$40.95	\$50.63	\$63.11	\$70.25	\$77.16

17-2199 Engineers, All Other

Alternate Job Title(s): Calibration Engineer; Metrologist; Optical Engineer; Ordnance Engineer; Photonics Engineer; Salvage Engineer

All engineers not listed separately. Excludes Sales Engineers (41-9031), Locomotive Engineers (53-4011), and Ship Engineers (53-5031).

North Dakota		ANNUAL:	\$92,470	\$52,830	\$67,560	\$83,990	\$111,760	\$130,050
Employment:	260	HOURLY:	\$44.46	\$25.40	\$32.48	\$40.38	\$53.73	\$62.53
Region 2		ANNUAL:	\$117,500	\$72,340	\$99,530	\$106,160	\$153,840	\$158,520
Employment:	30	HOURLY:	\$56.49	\$34.78	\$47.85	\$51.04	\$73.96	\$76.21
Region 4		ANNUAL:	\$92,660	\$67,560	\$76,310	\$84,160	\$105,060	\$128,020
Employment:	50	HOURLY:	\$44.55	\$32.48	\$36.69	\$40.46	\$50.51	\$61.55
Region 5		ANNUAL:	\$97,700	\$60,640	\$77,760	\$103,910	\$112,260	\$129,520
Employment:	80	HOURLY:	\$46.97	\$29.15	\$37.38	\$49.95	\$53.97	\$62.27
Region 7		ANNUAL:	\$78,060	\$49,920	\$60,190	\$60,190	\$99,870	\$128,540
Employment:	60	HOURLY:	\$37.53	\$24.00	\$28.93	\$28.94	\$48.02	\$61.80
Bismarck, ND MetroSA		ANNUAL:	\$75,170	\$49,920	\$60,180	\$60,180	\$83,990	\$117,460
Employment:	N/A	HOURLY:	\$36.14	\$24.00	\$28.94	\$28.94	\$40.38	\$56.47
Fargo, ND-MN MetroSA		ANNUAL:	\$96,400	\$60,640	\$76,580	\$98,570	\$114,100	\$129,520
Employment:	80	HOURLY:	\$46.35	\$29.15	\$36.82	\$47.39	\$54.86	\$62.27
Grand Forks, ND-MN MetroSA		ANNUAL:	\$91,610	\$67,560	\$76,230	\$82,020	\$105,060	\$128,020
Employment:	50	HOURLY:	\$44.04	\$32.48	\$36.65	\$39.43	\$50.51	\$61.55
West ND Nonmetro Area		ANNUAL:	\$105,660	\$72,340	\$78,070	\$102,860	\$130,050	\$153,860
Employment:	N/A	HOURLY:	\$50.80	\$34.78	\$37.54	\$49.45	\$62.52	\$73.97
East ND Nonmetro Area		ANNUAL:	\$99,850	\$52,830	\$74,170	\$86,050	\$112,260	\$161,180
Employment:	30	HOURLY:	\$48.00	\$25.40	\$35.66	\$41.37	\$53.97	\$77.49

'N/A' indicates data or information cannot be released due to reliability, availability, or confidentiality restrictions. Since a portion of substate employment is not attributed to a region, substate areas will NOT add up to statewide totals. Rounding and the absence of suppressed data may also affect additivity.

		WAGE ESTIMATES						
		Average (Mean)	10th Percentile	25th Percentile	50th Percentile (Median)	75th Percentile	90th Percentile	
17-3011 Architectural and Civil Drafters								
Alternate Job Title(s): Building Drafter; Civil Computer-Aided Design and Drafting Technician; Structural Drafter								
Prepare detailed drawings of architectural and structural features of buildings or drawings and topographical relief maps used in civil engineering projects, such as highways, bridges, and public works. Use knowledge of building materials, engineering practices, and mathematics to complete drawings.								
North Dakota		ANNUAL:	\$58,440	\$42,920	\$48,840	\$58,950	\$64,870	\$75,520
Employment:	310	HOURLY:	\$28.10	\$20.63	\$23.48	\$28.34	\$31.19	\$36.31
Region 2		ANNUAL:	\$64,360	\$49,240	\$50,990	\$64,250	\$69,770	\$85,550
Employment:	10	HOURLY:	\$30.94	\$23.67	\$24.51	\$30.89	\$33.54	\$41.13
Region 4		ANNUAL:	\$56,820	\$40,150	\$47,470	\$61,130	\$63,920	\$68,120
Employment:	40	HOURLY:	\$27.32	\$19.30	\$22.82	\$29.39	\$30.73	\$32.75
Region 5		ANNUAL:	\$57,810	\$42,920	\$48,920	\$54,790	\$64,670	\$75,190
Employment:	160	HOURLY:	\$27.79	\$20.63	\$23.52	\$26.34	\$31.09	\$36.15
Region 7		ANNUAL:	\$57,100	\$41,210	\$47,840	\$52,430	\$64,690	\$76,260
Employment:	50	HOURLY:	\$27.45	\$19.81	\$23.00	\$25.20	\$31.10	\$36.66
Region 8		ANNUAL:	\$58,680	\$49,070	\$51,990	\$59,940	\$64,250	\$76,910
Employment:	20	HOURLY:	\$28.21	\$23.59	\$25.00	\$28.82	\$30.89	\$36.97
Bismarck, ND MetroSA		ANNUAL:	\$57,140	\$41,210	\$47,840	\$52,430	\$64,690	\$76,260
Employment:	50	HOURLY:	\$27.47	\$19.81	\$23.00	\$25.21	\$31.10	\$36.66
Fargo, ND-MN MetroSA		ANNUAL:	\$58,300	\$44,380	\$48,920	\$57,060	\$65,000	\$75,190
Employment:	160	HOURLY:	\$28.03	\$21.34	\$23.52	\$27.43	\$31.25	\$36.15
Grand Forks, ND-MN MetroSA		ANNUAL:	\$56,550	\$40,150	\$47,470	\$62,230	\$63,920	\$64,630
Employment:	40	HOURLY:	\$27.19	\$19.30	\$22.82	\$29.92	\$30.73	\$31.07
West ND Nonmetro Area		ANNUAL:	\$63,400	\$48,440	\$50,990	\$60,500	\$69,770	\$85,550
Employment:	40	HOURLY:	\$30.48	\$23.29	\$24.51	\$29.09	\$33.55	\$41.13
East ND Nonmetro Area		ANNUAL:	\$57,840	\$39,660	\$48,340	\$53,920	\$64,930	\$76,940
Employment:	20	HOURLY:	\$27.81	\$19.07	\$23.24	\$25.92	\$31.22	\$36.99

17-3013 Mechanical Drafters**Alternate Job Title(s):** Aeronautical Drafter; Automotive Design Drafter; Tool and Die Designer

Prepare detailed working diagrams of machinery and mechanical devices, including dimensions, fastening methods, and other engineering information.

North Dakota		ANNUAL:	\$62,240	\$46,090	\$49,150	\$58,800	\$70,490	\$76,850
Employment:	50	HOURLY:	\$29.92	\$22.16	\$23.63	\$28.27	\$33.89	\$36.95
Region 5		ANNUAL:	\$61,900	\$45,110	\$49,150	\$58,660	\$70,490	\$76,580
Employment:	30	HOURLY:	\$29.76	\$21.69	\$23.63	\$28.20	\$33.89	\$36.82
Region 7		ANNUAL:	\$66,720	\$48,780	\$58,590	\$63,530	\$72,300	\$95,440
Employment:	10	HOURLY:	\$32.08	\$23.45	\$28.17	\$30.54	\$34.76	\$45.89
Fargo, ND-MN MetroSA		ANNUAL:	\$63,550	\$45,110	\$49,150	\$61,980	\$76,580	\$79,740
Employment:	30	HOURLY:	\$30.55	\$21.69	\$23.63	\$29.80	\$36.82	\$38.34

'N/A' indicates data or information cannot be released due to reliability, availability, or confidentiality restrictions. Since a portion of substate employment is not attributed to a region, substate areas will NOT add up to statewide totals. Rounding and the absence of suppressed data may also affect additivity.

			WAGE ESTIMATES					
			Average (Mean)	10th Percentile	25th Percentile	50th Percentile (Median)	75th Percentile	90th Percentile
17-3019 Drafters, All Other								
Alternate Job Title(s): Blueprint Tracer; Geological Drafter; Marine Drafter								
All drafters not listed separately.								
North Dakota		ANNUAL:	\$62,490	\$54,230	\$58,210	\$63,830	\$63,830	\$71,620
Employment:	40	HOURLY:	\$30.04	\$26.07	\$27.99	\$30.69	\$30.69	\$34.44
17-3021 Aerospace Engineering and Operations Technologists and Technicians								
Alternate Job Title(s): Altitude Chamber Technician; Flight Data Technician; Wind Tunnel Technician								
Operate, install, adjust, and maintain integrated computer/communications systems, consoles, simulators, and other data acquisition, test, and measurement instruments and equipment, which are used to launch, track, position, and evaluate air and space vehicles. May record and interpret test data.								
North Dakota		ANNUAL:	\$72,900	\$48,480	\$63,570	\$79,780	\$80,390	\$84,150
Employment:	N/A	HOURLY:	\$35.05	\$23.31	\$30.56	\$38.36	\$38.65	\$40.46
17-3022 Civil Engineering Technologists and Technicians								
Alternate Job Title(s): Geotechnical Engineering Technician; Highway Engineering Technician; Structural Engineering Technician								
Apply theory and principles of civil engineering in planning, designing, and overseeing construction and maintenance of structures and facilities under the direction of engineering staff or physical scientists.								
North Dakota		ANNUAL:	\$61,290	\$46,540	\$50,940	\$59,690	\$68,040	\$78,130
Employment:	410	HOURLY:	\$29.47	\$22.38	\$24.49	\$28.70	\$32.71	\$37.56
Region 1		ANNUAL:	\$63,710	\$44,810	\$48,820	\$59,280	\$67,730	\$78,450
Employment:	30	HOURLY:	\$30.63	\$21.54	\$23.47	\$28.50	\$32.56	\$37.72
Region 2		ANNUAL:	\$62,610	\$38,190	\$47,230	\$58,370	\$70,950	\$76,300
Employment:	30	HOURLY:	\$30.10	\$18.36	\$22.71	\$28.06	\$34.11	\$36.68
Region 4		ANNUAL:	\$58,030	\$45,970	\$49,690	\$58,990	\$60,640	\$76,900
Employment:	40	HOURLY:	\$27.90	\$22.10	\$23.89	\$28.36	\$29.16	\$36.97
Region 5		ANNUAL:	\$62,010	\$46,890	\$53,840	\$59,930	\$71,870	\$78,320
Employment:	120	HOURLY:	\$29.81	\$22.54	\$25.89	\$28.81	\$34.55	\$37.65
Region 6		ANNUAL:	\$59,800	\$46,260	\$50,300	\$62,570	\$63,850	\$79,720
Employment:	20	HOURLY:	\$28.75	\$22.24	\$24.18	\$30.08	\$30.70	\$38.33
Region 7		ANNUAL:	\$60,900	\$46,740	\$52,100	\$59,550	\$68,430	\$77,430
Employment:	150	HOURLY:	\$29.28	\$22.47	\$25.05	\$28.63	\$32.90	\$37.23
Region 8		ANNUAL:	\$60,900	\$44,200	\$46,010	\$59,580	\$70,200	\$74,080
Employment:	20	HOURLY:	\$29.28	\$21.25	\$22.12	\$28.64	\$33.75	\$35.61
Bismarck, ND MetroSA		ANNUAL:	\$60,960	\$48,710	\$52,100	\$59,550	\$68,430	\$77,430
Employment:	150	HOURLY:	\$29.31	\$23.42	\$25.05	\$28.63	\$32.90	\$37.23
Fargo, ND-MN MetroSA		ANNUAL:	\$63,030	\$46,890	\$56,100	\$60,560	\$75,990	\$79,380
Employment:	120	HOURLY:	\$30.30	\$22.54	\$26.97	\$29.12	\$36.53	\$38.16
Grand Forks, ND-MN MetroSA		ANNUAL:	\$59,860	\$46,200	\$50,440	\$59,350	\$64,680	\$77,990
Employment:	50	HOURLY:	\$28.78	\$22.21	\$24.25	\$28.54	\$31.10	\$37.49
West ND Nonmetro Area		ANNUAL:	\$62,530	\$44,810	\$48,720	\$59,280	\$70,200	\$76,300
Employment:	80	HOURLY:	\$30.06	\$21.54	\$23.43	\$28.50	\$33.75	\$36.68
East ND Nonmetro Area		ANNUAL:	\$59,580	\$47,140	\$50,440	\$61,920	\$63,850	\$70,720
Employment:	30	HOURLY:	\$28.64	\$22.66	\$24.25	\$29.77	\$30.70	\$34.00

'N/A' indicates data or information cannot be released due to reliability, availability, or confidentiality restrictions. Since a portion of substate employment is not attributed to a region, substate areas will NOT add up to statewide totals. Rounding and the absence of suppressed data may also affect additivity.

			WAGE ESTIMATES					
			Average (Mean)	10th Percentile	25th Percentile	50th Percentile (Median)	75th Percentile	90th Percentile
17-3023 Electrical and Electronic Engineering Technologists and Technicians								
Alternate Job Title(s): Electrical Design Technician; Lighting Engineering Technician; Semiconductor Development Technician								
Apply electrical and electronic theory and related knowledge, usually under the direction of engineering staff, to design, build, repair, adjust, and modify electrical components, circuitry, controls, and machinery for subsequent evaluation and use by engineering staff in making engineering design decisions. Excludes Broadcast Technicians (27-4012).								
North Dakota		ANNUAL:	\$77,690	\$50,470	\$60,170	\$74,980	\$82,240	\$101,630
Employment:	170	HOURLY:	\$37.35	\$24.27	\$28.93	\$36.05	\$39.54	\$48.86
Region 4		ANNUAL:	\$72,270	\$58,240	\$60,180	\$75,110	\$80,300	\$82,180
Employment:	30	HOURLY:	\$34.74	\$28.00	\$28.93	\$36.11	\$38.61	\$39.51
Region 5		ANNUAL:	\$68,550	\$48,510	\$58,300	\$66,390	\$80,190	\$82,180
Employment:	60	HOURLY:	\$32.96	\$23.32	\$28.03	\$31.92	\$38.55	\$39.51
Region 7		ANNUAL:	\$79,840	\$54,890	\$59,460	\$79,590	\$83,890	\$107,240
Employment:	30	HOURLY:	\$38.39	\$26.39	\$28.58	\$38.26	\$40.33	\$51.56
Bismarck, ND MetroSA		ANNUAL:	\$79,420	\$54,890	\$64,500	\$79,580	\$82,910	\$92,680
Employment:	30	HOURLY:	\$38.18	\$26.39	\$31.01	\$38.26	\$39.86	\$44.56
Fargo, ND-MN MetroSA		ANNUAL:	\$68,400	\$48,510	\$57,060	\$66,390	\$80,180	\$82,180
Employment:	50	HOURLY:	\$32.89	\$23.32	\$27.43	\$31.92	\$38.55	\$39.51
Grand Forks, ND-MN MetroSA		ANNUAL:	\$72,290	\$52,240	\$60,180	\$75,110	\$81,070	\$83,980
Employment:	30	HOURLY:	\$34.76	\$25.11	\$28.94	\$36.11	\$38.98	\$40.38
West ND Nonmetro Area		ANNUAL:	\$87,910	\$37,620	\$61,650	\$82,240	\$97,070	\$182,970
Employment:	40	HOURLY:	\$42.27	\$18.09	\$29.64	\$39.54	\$46.67	\$87.97
East ND Nonmetro Area		ANNUAL:	\$76,890	\$52,210	\$65,300	\$74,470	\$80,510	\$106,330
Employment:	20	HOURLY:	\$36.97	\$25.10	\$31.39	\$35.81	\$38.71	\$51.12

17-3024 Electro-Mechanical and Mechatronics Technologists and Technicians

Alternate Job Title(s): Mechatronics Technician; Remotely Piloted Vehicle Engineering Technician; Robotics Testing Technician; Unmanned Air Systems Operator

Operate, test, maintain, or adjust unmanned, automated, servomechanical, or electromechanical equipment. May operate unmanned submarines, aircraft, or other equipment to observe or record visual information at sites such as oil rigs, crop fields, buildings, or for similar infrastructure, deep ocean exploration, or hazardous waste removal. May assist engineers in testing and designing robotics equipment.

North Dakota		ANNUAL:	\$54,850	\$40,620	\$45,440	\$46,030	\$66,610	\$73,300
Employment:	N/A	HOURLY:	\$26.37	\$19.53	\$21.85	\$22.13	\$32.02	\$35.24

17-3025 Environmental Engineering Technologists and Technicians

Alternate Job Title(s): Air Analysis Engineering Technician; Environmental Remediation Engineering Technician; Pollution Control Engineering Technician

Apply theory and principles of environmental engineering to modify, test, and operate equipment and devices used in the prevention, control, and remediation of environmental problems, including waste treatment and site remediation, under the direction of engineering staff or scientists. May assist in the development of environmental remediation devices.

North Dakota		ANNUAL:	\$88,470	\$54,690	\$63,560	\$85,320	\$111,170	\$140,070
Employment:	30	HOURLY:	\$42.54	\$26.29	\$30.56	\$41.02	\$53.45	\$67.34
Region 1		ANNUAL:	\$104,270	\$85,310	\$85,320	\$85,340	\$111,200	\$140,080
Employment:	10	HOURLY:	\$50.13	\$41.02	\$41.02	\$41.03	\$53.46	\$67.35
West ND Nonmetro Area		ANNUAL:	\$103,650	\$85,310	\$85,320	\$85,890	\$128,340	\$140,080
Employment:	20	HOURLY:	\$49.83	\$41.02	\$41.02	\$41.29	\$61.70	\$67.35

'N/A' indicates data or information cannot be released due to reliability, availability, or confidentiality restrictions. Since a portion of substate employment is not attributed to a region, substate areas will NOT add up to statewide totals. Rounding and the absence of suppressed data may also affect additivity.

		WAGE ESTIMATES						
		Average (Mean)	10th Percentile	25th Percentile	50th Percentile (Median)	75th Percentile	90th Percentile	
17-3026 Industrial Engineering Technologists and Technicians								
Alternate Job Title(s): Motion Study Technician; Production Control Technologist; Time Study Technician								
Apply engineering theory and principles to problems of industrial layout or manufacturing production, usually under the direction of engineering staff. May perform time and motion studies on worker operations in a variety of industries for purposes such as establishing standard production rates or improving efficiency.								
North Dakota		ANNUAL:	\$66,510	\$50,390	\$59,140	\$67,330	\$74,960	\$75,540
Employment:	80	HOURLY:	\$31.98	\$24.22	\$28.43	\$32.37	\$36.04	\$36.32
Region 4		ANNUAL:	\$66,710	\$48,470	\$57,700	\$66,430	\$73,040	\$75,340
Employment:	10	HOURLY:	\$32.07	\$23.30	\$27.74	\$31.94	\$35.12	\$36.22
Region 5		ANNUAL:	\$65,410	\$50,390	\$61,490	\$67,330	\$75,540	\$75,540
Employment:	40	HOURLY:	\$31.45	\$24.22	\$29.56	\$32.37	\$36.32	\$36.32
Grand Forks, ND-MN MetroSA		ANNUAL:	\$66,890	\$51,600	\$55,950	\$66,420	\$75,340	\$77,360
Employment:	20	HOURLY:	\$32.16	\$24.81	\$26.90	\$31.94	\$36.22	\$37.19
East ND Nonmetro Area		ANNUAL:	\$66,830	\$51,810	\$59,440	\$69,730	\$75,540	\$75,540
Employment:	30	HOURLY:	\$32.13	\$24.91	\$28.58	\$33.52	\$36.32	\$36.32

17-3027 Mechanical Engineering Technologists and Technicians**Alternate Job Title(s):** Gyroscopic Engineering Technician; Heat Transfer Technician; Optomechanical Technician

Apply theory and principles of mechanical engineering to modify, develop, test, or adjust machinery and equipment under direction of engineering staff or physical scientists.

North Dakota		ANNUAL:	\$64,620	\$46,580	\$52,640	\$64,680	\$75,070	\$75,940
Employment:	90	HOURLY:	\$31.07	\$22.39	\$25.31	\$31.10	\$36.09	\$36.51
Region 5		ANNUAL:	\$61,330	\$46,580	\$52,640	\$62,050	\$73,920	\$75,070
Employment:	40	HOURLY:	\$29.49	\$22.39	\$25.31	\$29.83	\$35.54	\$36.09
Region 7		ANNUAL:	\$64,030	\$46,230	\$58,550	\$64,680	\$75,940	\$75,940
Employment:	30	HOURLY:	\$30.78	\$22.22	\$28.15	\$31.10	\$36.51	\$36.51
Bismarck, ND MetroSA		ANNUAL:	\$63,740	\$46,230	\$58,550	\$64,680	\$75,940	\$75,940
Employment:	30	HOURLY:	\$30.65	\$22.23	\$28.15	\$31.10	\$36.51	\$36.51
Fargo, ND-MN MetroSA		ANNUAL:	\$57,100	\$46,130	\$49,920	\$57,100	\$63,040	\$73,920
Employment:	30	HOURLY:	\$27.45	\$22.18	\$24.00	\$27.45	\$30.31	\$35.54

'N/A' indicates data or information cannot be released due to reliability, availability, or confidentiality restrictions. Since a portion of substate employment is not attributed to a region, substate areas will NOT add up to statewide totals. Rounding and the absence of suppressed data may also affect additivity.

			WAGE ESTIMATES					
			Average (Mean)	10th Percentile	25th Percentile	50th Percentile (Median)	75th Percentile	90th Percentile
17-3029 Engineering Technologists and Technicians, Except Drafters, All Other								
Alternate Job Title(s): Agricultural Engineering Technician; Biomedical Engineering Technician; Metallurgical Engineering Technician; Optical Engineering Technician; Radar Technicians; Sonar Technicians								
All engineering technologists and technicians, except drafters, not listed separately.								
North Dakota		ANNUAL:	\$64,150	\$40,010	\$47,100	\$57,120	\$77,220	\$94,100
Employment:	140	HOURLY:	\$30.84	\$19.24	\$22.65	\$27.46	\$37.12	\$45.24
Region 5		ANNUAL:	\$50,070	\$40,010	\$40,020	\$47,460	\$47,660	\$77,220
Employment:	40	HOURLY:	\$24.07	\$19.24	\$19.24	\$22.82	\$22.91	\$37.12
Region 7		ANNUAL:	\$57,730	\$39,710	\$47,100	\$47,110	\$73,150	\$76,640
Employment:	40	HOURLY:	\$27.75	\$19.09	\$22.65	\$22.65	\$35.17	\$36.85
Bismarck, ND MetroSA		ANNUAL:	\$55,110	\$39,710	\$47,100	\$47,100	\$70,430	\$76,640
Employment:	30	HOURLY:	\$26.50	\$19.09	\$22.65	\$22.65	\$33.86	\$36.85
Fargo, ND-MN MetroSA		ANNUAL:	\$51,370	\$40,010	\$40,020	\$47,460	\$47,920	\$77,220
Employment:	40	HOURLY:	\$24.70	\$19.24	\$19.24	\$22.82	\$23.04	\$37.12
Grand Forks, ND-MN MetroSA		ANNUAL:	\$61,940	\$39,230	\$46,530	\$66,620	\$74,240	\$89,390
Employment:	20	HOURLY:	\$29.78	\$18.86	\$22.37	\$32.03	\$35.69	\$42.97
West ND Nonmetro Area		ANNUAL:	\$85,190	\$54,100	\$68,390	\$83,030	\$96,320	\$116,130
Employment:	50	HOURLY:	\$40.96	\$26.01	\$32.88	\$39.92	\$46.31	\$55.83
East ND Nonmetro Area		ANNUAL:	\$55,970	\$40,180	\$47,650	\$57,120	\$60,920	\$78,950
Employment:	10	HOURLY:	\$26.91	\$19.32	\$22.91	\$27.46	\$29.29	\$37.96

'N/A' indicates data or information cannot be released due to reliability, availability, or confidentiality restrictions. Since a portion of substate employment is not attributed to a region, substate areas will NOT add up to statewide totals. Rounding and the absence of suppressed data may also affect additivity.

			WAGE ESTIMATES					
			Average (Mean)	10th Percentile	25th Percentile	50th Percentile (Median)	75th Percentile	90th Percentile
17-3031 Surveying and Mapping Technicians								
Alternate Job Title(s): Cartographic Technician; Field Map Technician; GIS Mapping Technician								
Perform surveying and mapping duties, usually under the direction of an engineer, surveyor, cartographer, or photogrammetrist, to obtain data used for construction, mapmaking, boundary location, mining, or other purposes. May calculate mapmaking information and create maps from source data, such as surveying notes, aerial photography, satellite data, or other maps to show topographical features, political boundaries, and other features. May verify accuracy and completeness of maps. Excludes Cartographers and Photogrammetrists (17-1021), Surveyors (17-1022), and Geoscientists, Except Hydrologists and Geographers (19-2042).								
North Dakota		ANNUAL:	\$52,730	\$39,510	\$45,780	\$48,710	\$60,010	\$62,320
Employment:	200	HOURLY:	\$25.35	\$19.00	\$22.01	\$23.42	\$28.85	\$29.96
Region 1		ANNUAL:	\$47,700	\$38,720	\$40,240	\$46,080	\$46,080	\$64,020
Employment:	30	HOURLY:	\$22.93	\$18.62	\$19.35	\$22.15	\$22.15	\$30.78
Region 2		ANNUAL:	\$48,560	\$46,080	\$46,080	\$46,080	\$46,080	\$62,320
Employment:	30	HOURLY:	\$23.35	\$22.15	\$22.15	\$22.15	\$22.15	\$29.96
Region 4		ANNUAL:	\$52,460	\$39,000	\$44,300	\$51,070	\$59,290	\$59,290
Employment:	20	HOURLY:	\$25.22	\$18.75	\$21.30	\$24.55	\$28.51	\$28.51
Region 5		ANNUAL:	\$52,600	\$43,050	\$45,320	\$52,090	\$60,470	\$60,720
Employment:	40	HOURLY:	\$25.29	\$20.70	\$21.79	\$25.04	\$29.07	\$29.19
Region 7		ANNUAL:	\$58,250	\$44,870	\$59,750	\$60,020	\$60,020	\$69,740
Employment:	50	HOURLY:	\$28.01	\$21.57	\$28.73	\$28.85	\$28.85	\$33.53
Region 8		ANNUAL:	\$55,040	\$39,500	\$46,080	\$46,080	\$49,760	\$114,470
Employment:	20	HOURLY:	\$26.46	\$18.99	\$22.15	\$22.15	\$23.92	\$55.04
Bismarck, ND MetroSA		ANNUAL:	\$58,720	\$44,810	\$59,750	\$60,010	\$60,020	\$69,740
Employment:	50	HOURLY:	\$28.23	\$21.55	\$28.73	\$28.85	\$28.85	\$33.53
Fargo, ND-MN MetroSA		ANNUAL:	\$52,180	\$43,110	\$45,320	\$51,020	\$60,000	\$60,470
Employment:	40	HOURLY:	\$25.09	\$20.73	\$21.79	\$24.53	\$28.85	\$29.07
Grand Forks, ND-MN MetroSA		ANNUAL:	\$53,800	\$42,260	\$44,990	\$58,190	\$59,290	\$68,890
Employment:	20	HOURLY:	\$25.87	\$20.32	\$21.63	\$27.98	\$28.51	\$33.12
West ND Nonmetro Area		ANNUAL:	\$49,450	\$39,390	\$46,080	\$46,080	\$46,080	\$62,320
Employment:	80	HOURLY:	\$23.78	\$18.94	\$22.15	\$22.15	\$22.15	\$29.96

'N/A' indicates data or information cannot be released due to reliability, availability, or confidentiality restrictions. Since a portion of substate employment is not attributed to a region, substate areas will NOT add up to statewide totals. Rounding and the absence of suppressed data may also affect additivity.

		WAGE ESTIMATES						
		Average (Mean)	10th Percentile	25th Percentile	50th Percentile (Median)	75th Percentile	90th Percentile	
19-0000 Life, Physical, and Social Science Occupations								
Alternate Job Title(s): N/A								
North Dakota		ANNUAL:	\$72,610	\$41,000	\$50,650	\$65,200	\$87,360	\$111,810
Employment:	4,110	HOURLY:	\$34.91	\$19.71	\$24.35	\$31.35	\$42.00	\$53.76
Region 1		ANNUAL:	\$78,590	\$41,960	\$51,880	\$74,630	\$98,080	\$126,510
Employment:	410	HOURLY:	\$37.79	\$20.17	\$24.94	\$35.88	\$47.15	\$60.82
Region 2		ANNUAL:	\$74,050	\$39,980	\$47,310	\$68,340	\$94,250	\$113,370
Employment:	310	HOURLY:	\$35.60	\$19.22	\$22.74	\$32.85	\$45.31	\$54.51
Region 3		ANNUAL:	\$67,540	\$37,440	\$44,920	\$62,790	\$83,670	\$97,000
Employment:	110	HOURLY:	\$32.47	\$18.00	\$21.60	\$30.19	\$40.23	\$46.63
Region 4		ANNUAL:	\$72,810	\$42,720	\$50,490	\$63,990	\$87,360	\$115,660
Employment:	510	HOURLY:	\$35.01	\$20.54	\$24.27	\$30.76	\$42.00	\$55.61
Region 5		ANNUAL:	\$70,290	\$42,910	\$50,650	\$61,930	\$82,010	\$108,060
Employment:	1,300	HOURLY:	\$33.79	\$20.63	\$24.35	\$29.78	\$39.43	\$51.95
Region 6		ANNUAL:	\$71,640	\$39,470	\$50,700	\$65,140	\$89,180	\$109,300
Employment:	210	HOURLY:	\$34.44	\$18.97	\$24.38	\$31.32	\$42.87	\$52.55
Region 7		ANNUAL:	\$73,250	\$39,810	\$54,280	\$67,880	\$87,210	\$107,660
Employment:	1,020	HOURLY:	\$35.22	\$19.14	\$26.10	\$32.63	\$41.93	\$51.76
Region 8		ANNUAL:	\$73,070	\$42,020	\$51,880	\$65,670	\$89,810	\$109,780
Employment:	220	HOURLY:	\$35.13	\$20.20	\$24.94	\$31.57	\$43.18	\$52.78
Bismarck, ND MetroSA		ANNUAL:	\$73,350	\$41,000	\$56,890	\$67,880	\$85,700	\$106,450
Employment:	870	HOURLY:	\$35.26	\$19.71	\$27.35	\$32.63	\$41.20	\$51.18
Fargo, ND-MN MetroSA		ANNUAL:	\$70,640	\$43,200	\$50,650	\$61,930	\$81,590	\$108,060
Employment:	1,260	HOURLY:	\$33.96	\$20.77	\$24.35	\$29.78	\$39.23	\$51.95
Grand Forks, ND-MN MetroSA		ANNUAL:	\$71,240	\$38,960	\$47,100	\$63,990	\$84,560	\$114,780
Employment:	560	HOURLY:	\$34.25	\$18.73	\$22.64	\$30.76	\$40.66	\$55.19
West ND Nonmetro Area		ANNUAL:	\$75,370	\$39,360	\$48,560	\$68,620	\$94,600	\$122,760
Employment:	1,090	HOURLY:	\$36.24	\$18.92	\$23.34	\$32.99	\$45.48	\$59.02
East ND Nonmetro Area		ANNUAL:	\$70,480	\$38,940	\$49,800	\$64,620	\$85,610	\$107,660
Employment:	560	HOURLY:	\$33.89	\$18.72	\$23.94	\$31.07	\$41.16	\$51.76

19-1011 Animal Scientists

Alternate Job Title(s): Animal Nutritionist; Dairy Scientist; Poultry Scientist

Conduct research in the genetics, nutrition, reproduction, growth, and development of domestic farm animals.

North Dakota		ANNUAL:	\$68,280	\$43,190	\$50,460	\$50,460	\$85,740	\$91,100
Employment:	30	HOURLY:	\$32.83	\$20.76	\$24.26	\$24.26	\$41.22	\$43.80

'N/A' indicates data or information cannot be released due to reliability, availability, or confidentiality restrictions. Since a portion of substate employment is not attributed to a region, substate areas will NOT add up to statewide totals. Rounding and the absence of suppressed data may also affect additivity.

			WAGE ESTIMATES					
			Average (Mean)	10th Percentile	25th Percentile	50th Percentile (Median)	75th Percentile	90th Percentile
19-1012 Food Scientists and Technologists								
Alternate Job Title(s): Dairy Bacteriologist; Enologist; Food Safety Scientist								
Use chemistry, microbiology, engineering, and other sciences to study the principles underlying the processing and deterioration of foods; analyze food content to determine levels of vitamins, fat, sugar, and protein; discover new food sources; research ways to make processed foods safe, palatable, and healthful; and apply food science knowledge to determine best ways to process, package, preserve, store, and distribute food.								
North Dakota		ANNUAL:	\$70,550	\$49,000	\$49,000	\$64,120	\$85,790	\$96,510
Employment:	20	HOURLY:	\$33.92	\$23.56	\$23.56	\$30.83	\$41.25	\$46.40
Region 5		ANNUAL:	\$71,300	\$49,000	\$49,000	\$62,590	\$85,790	\$99,970
Employment:	10	HOURLY:	\$34.28	\$23.56	\$23.56	\$30.09	\$41.25	\$48.06
Fargo, ND-MN MetroSA		ANNUAL:	\$71,210	\$49,000	\$49,000	\$62,590	\$85,790	\$99,970
Employment:	10	HOURLY:	\$34.24	\$23.56	\$23.56	\$30.09	\$41.25	\$48.06

19-1013 Soil and Plant Scientists**Alternate Job Title(s):** Arboreal Scientist; Horticulturist; Plant Physiologist

Conduct research in breeding, physiology, production, yield, and management of crops and agricultural plants or trees, shrubs, and nursery stock, their growth in soils, and control of pests; or study the chemical, physical, biological, and mineralogical composition of soils as they relate to plant or crop growth. May classify and map soils and investigate effects of alternative practices on soil and crop productivity.

North Dakota		ANNUAL:	\$71,790	\$43,740	\$50,670	\$62,780	\$84,100	\$116,380
Employment:	480	HOURLY:	\$34.52	\$21.03	\$24.36	\$30.19	\$40.44	\$55.95
Region 2		ANNUAL:	\$75,460	\$43,740	\$50,110	\$62,020	\$96,990	\$124,150
Employment:	30	HOURLY:	\$36.28	\$21.03	\$24.09	\$29.82	\$46.63	\$59.69
Region 3		ANNUAL:	\$61,980	\$30,150	\$51,360	\$62,790	\$81,430	\$94,270
Employment:	20	HOURLY:	\$29.80	\$14.49	\$24.69	\$30.19	\$39.15	\$45.32
Region 4		ANNUAL:	\$72,290	\$42,710	\$51,360	\$62,790	\$94,270	\$109,720
Employment:	40	HOURLY:	\$34.75	\$20.53	\$24.69	\$30.19	\$45.32	\$52.75
Region 5		ANNUAL:	\$73,580	\$50,650	\$50,650	\$61,930	\$85,570	\$120,670
Employment:	290	HOURLY:	\$35.37	\$24.35	\$24.35	\$29.78	\$41.14	\$58.02
Region 6		ANNUAL:	\$62,910	\$39,470	\$51,980	\$62,790	\$62,790	\$89,180
Employment:	40	HOURLY:	\$30.24	\$18.97	\$24.99	\$30.19	\$30.19	\$42.87
Region 7		ANNUAL:	\$75,730	\$43,230	\$52,130	\$69,100	\$97,000	\$115,020
Employment:	30	HOURLY:	\$36.41	\$20.78	\$25.06	\$33.22	\$46.63	\$55.30
Bismarck, ND MetroSA		ANNUAL:	\$76,560	\$43,230	\$50,340	\$68,620	\$105,120	\$115,020
Employment:	20	HOURLY:	\$36.81	\$20.78	\$24.20	\$32.99	\$50.54	\$55.30
Fargo, ND-MN MetroSA		ANNUAL:	\$72,160	\$50,650	\$50,650	\$61,930	\$78,120	\$128,020
Employment:	230	HOURLY:	\$34.69	\$24.35	\$24.35	\$29.78	\$37.56	\$61.55
Grand Forks, ND-MN MetroSA		ANNUAL:	\$72,500	\$42,710	\$50,040	\$65,410	\$79,510	\$118,460
Employment:	30	HOURLY:	\$34.86	\$20.53	\$24.06	\$31.45	\$38.22	\$56.95
West ND Nonmetro Area		ANNUAL:	\$69,150	\$28,140	\$43,740	\$62,020	\$82,900	\$119,990
Employment:	60	HOURLY:	\$33.25	\$13.53	\$21.03	\$29.82	\$39.86	\$57.69
East ND Nonmetro Area		ANNUAL:	\$71,600	\$43,740	\$57,120	\$62,780	\$85,610	\$103,210
Employment:	130	HOURLY:	\$34.42	\$21.03	\$27.46	\$30.19	\$41.16	\$49.62

'N/A' indicates data or information cannot be released due to reliability, availability, or confidentiality restrictions. Since a portion of substate employment is not attributed to a region, substate areas will NOT add up to statewide totals. Rounding and the absence of suppressed data may also affect additivity.

	WAGE ESTIMATES					
	Average (Mean)	10th Percentile	25th Percentile	50th Percentile (Median)	75th Percentile	90th Percentile

19-1022 Microbiologists

Alternate Job Title(s): Bacteriologist; Public Health Microbiologist; Virologist

Investigate the growth, structure, development, and other characteristics of microscopic organisms, such as bacteria, algae, or fungi. Includes medical microbiologists who study the relationship between organisms and disease or the effects of antibiotics on microorganisms.

North Dakota		ANNUAL:	\$63,940	\$48,550	\$57,280	\$61,370	\$62,340	\$82,010
Employment:	40	HOURLY:	\$30.74	\$23.34	\$27.54	\$29.50	\$29.97	\$39.43
Region 5		ANNUAL:	\$59,500	\$48,550	\$48,550	\$61,370	\$61,370	\$61,370
Employment:	20	HOURLY:	\$28.60	\$23.34	\$23.34	\$29.50	\$29.50	\$29.50
Fargo, ND-MN MetroSA		ANNUAL:	\$59,500	\$48,550	\$48,550	\$61,370	\$61,370	\$61,370
Employment:	20	HOURLY:	\$28.60	\$23.34	\$23.34	\$29.50	\$29.50	\$29.50

19-1023 Zoologists and Wildlife Biologists

Alternate Job Title(s): Herpetologist; Ichthyologist; Marine Biologist; Ornithologist

Study the origins, behavior, diseases, genetics, and life processes of animals and wildlife. May specialize in wildlife research and management. May collect and analyze biological data to determine the environmental effects of present and potential use of land and water habitats.

North Dakota		ANNUAL:	\$78,190	\$55,540	\$65,560	\$79,580	\$89,810	\$96,550
Employment:	90	HOURLY:	\$37.59	\$26.70	\$31.52	\$38.26	\$43.18	\$46.42
Region 7		ANNUAL:	\$83,300	\$62,400	\$71,690	\$86,010	\$91,000	\$98,800
Employment:	50	HOURLY:	\$40.05	\$30.00	\$34.47	\$41.35	\$43.75	\$47.50
Region 8		ANNUAL:	\$68,700	\$56,080	\$57,120	\$69,330	\$78,540	\$79,520
Employment:	10	HOURLY:	\$33.03	\$26.96	\$27.46	\$33.33	\$37.76	\$38.23
Bismarck, ND MetroSA		ANNUAL:	\$83,020	\$62,400	\$71,140	\$85,800	\$91,000	\$98,800
Employment:	40	HOURLY:	\$39.91	\$30.00	\$34.20	\$41.25	\$43.75	\$47.50
West ND Nonmetro Area		ANNUAL:	\$74,360	\$55,540	\$62,820	\$77,580	\$86,090	\$89,810
Employment:	30	HOURLY:	\$35.75	\$26.70	\$30.20	\$37.30	\$41.39	\$43.18
East ND Nonmetro Area		ANNUAL:	\$77,130	\$62,170	\$63,730	\$78,340	\$87,530	\$93,830
Employment:	10	HOURLY:	\$37.08	\$29.89	\$30.64	\$37.67	\$42.08	\$45.11

'N/A' indicates data or information cannot be released due to reliability, availability, or confidentiality restrictions. Since a portion of substate employment is not attributed to a region, substate areas will NOT add up to statewide totals. Rounding and the absence of suppressed data may also affect additivity.

			WAGE ESTIMATES					
			Average (Mean)	10th Percentile	25th Percentile	50th Percentile (Median)	75th Percentile	90th Percentile
19-1029 Biological Scientists, All Other								
Alternate Job Title(s): Embryologist; Osteologist; Paleobotanist								
All biological scientists not listed separately.								
North Dakota		ANNUAL:	\$76,880	\$46,700	\$57,120	\$74,240	\$89,810	\$102,860
Employment:	200	HOURLY:	\$36.96	\$22.45	\$27.46	\$35.69	\$43.18	\$49.45
Region 2		ANNUAL:	\$73,670	\$45,280	\$51,050	\$69,100	\$99,530	\$106,160
Employment:	20	HOURLY:	\$35.42	\$21.77	\$24.54	\$33.22	\$47.85	\$51.04
Region 4		ANNUAL:	\$86,050	\$57,120	\$69,100	\$74,240	\$96,620	\$102,150
Employment:	20	HOURLY:	\$41.37	\$27.46	\$33.22	\$35.69	\$46.45	\$49.11
Region 5		ANNUAL:	\$76,600	\$37,570	\$50,980	\$68,540	\$88,340	\$141,460
Employment:	60	HOURLY:	\$36.83	\$18.06	\$24.51	\$32.95	\$42.47	\$68.01
Region 6		ANNUAL:	\$70,100	\$37,690	\$55,710	\$74,850	\$88,670	\$89,810
Employment:	20	HOURLY:	\$33.70	\$18.12	\$26.79	\$35.98	\$42.63	\$43.18
Region 8		ANNUAL:	\$80,650	\$57,120	\$65,010	\$86,650	\$94,920	\$99,380
Employment:	20	HOURLY:	\$38.78	\$27.46	\$31.25	\$41.66	\$45.63	\$47.78
Fargo, ND-MN MetroSA		ANNUAL:	\$81,550	\$50,980	\$60,950	\$71,410	\$91,100	\$143,540
Employment:	50	HOURLY:	\$39.21	\$24.51	\$29.31	\$34.33	\$43.80	\$69.01
West ND Nonmetro Area		ANNUAL:	\$76,300	\$45,280	\$57,120	\$78,310	\$93,870	\$102,860
Employment:	50	HOURLY:	\$36.68	\$21.77	\$27.46	\$37.65	\$45.13	\$49.45
East ND Nonmetro Area		ANNUAL:	\$68,620	\$34,570	\$57,120	\$69,100	\$84,200	\$93,220
Employment:	40	HOURLY:	\$32.99	\$16.62	\$27.46	\$33.22	\$40.48	\$44.82

'N/A' indicates data or information cannot be released due to reliability, availability, or confidentiality restrictions. Since a portion of substate employment is not attributed to a region, substate areas will NOT add up to statewide totals. Rounding and the absence of suppressed data may also affect additivity.

			WAGE ESTIMATES					
			Average (Mean)	10th Percentile	25th Percentile	50th Percentile (Median)	75th Percentile	90th Percentile
19-1031 Conservation Scientists								
Alternate Job Title(s): Grassland Conservationist; Range Ecologist; Soil Conservationist								
Manage, improve, and protect natural resources to maximize their use without damaging the environment. May conduct soil surveys and develop plans to eliminate soil erosion or to protect rangelands. May instruct farmers, agricultural production managers, or ranchers in best ways to use crop rotation, contour plowing, or terracing to conserve soil and water; in the number and kind of livestock and forage plants best suited to particular ranges; and in range and farm improvements, such as fencing and reservoirs for stock watering. Excludes Zoologists and Wildlife Biologists (19-1023) and Foresters (19-1032).								
North Dakota		ANNUAL:	\$77,520	\$49,800	\$61,330	\$76,000	\$91,100	\$104,920
Employment:	220	HOURLY:	\$37.27	\$23.94	\$29.49	\$36.54	\$43.80	\$50.44
Region 1		ANNUAL:	\$70,650	\$51,360	\$59,220	\$69,100	\$80,280	\$89,710
Employment:	10	HOURLY:	\$33.97	\$24.69	\$28.47	\$33.22	\$38.59	\$43.13
Region 3		ANNUAL:	\$74,180	\$46,700	\$61,340	\$76,000	\$89,810	\$96,620
Employment:	20	HOURLY:	\$35.67	\$22.45	\$29.49	\$36.54	\$43.18	\$46.45
Region 4		ANNUAL:	\$73,560	\$46,700	\$52,970	\$78,240	\$94,950	\$104,920
Employment:	20	HOURLY:	\$35.37	\$22.45	\$25.46	\$37.62	\$45.65	\$50.44
Region 5		ANNUAL:	\$76,680	\$46,700	\$49,810	\$74,850	\$90,460	\$108,330
Employment:	20	HOURLY:	\$36.86	\$22.45	\$23.95	\$35.98	\$43.49	\$52.08
Region 6		ANNUAL:	\$81,220	\$46,700	\$69,100	\$85,570	\$96,620	\$107,660
Employment:	40	HOURLY:	\$39.05	\$22.45	\$33.22	\$41.14	\$46.45	\$51.76
Region 7		ANNUAL:	\$74,060	\$53,620	\$58,320	\$72,550	\$89,810	\$99,380
Employment:	60	HOURLY:	\$35.60	\$25.78	\$28.04	\$34.88	\$43.18	\$47.78
Region 8		ANNUAL:	\$80,600	\$62,820	\$69,100	\$76,000	\$91,210	\$102,150
Employment:	20	HOURLY:	\$38.75	\$30.20	\$33.22	\$36.54	\$43.85	\$49.11
Bismarck, ND MetroSA		ANNUAL:	\$75,960	\$53,620	\$59,010	\$75,500	\$89,810	\$101,590
Employment:	40	HOURLY:	\$36.52	\$25.78	\$28.37	\$36.30	\$43.18	\$48.84
Fargo, ND-MN MetroSA		ANNUAL:	\$80,750	\$52,550	\$54,540	\$71,650	\$96,620	\$108,330
Employment:	20	HOURLY:	\$38.82	\$25.26	\$26.22	\$34.45	\$46.45	\$52.08
Grand Forks, ND-MN MetroSA		ANNUAL:	\$71,900	\$51,140	\$52,970	\$69,100	\$93,870	\$99,380
Employment:	20	HOURLY:	\$34.57	\$24.59	\$25.47	\$33.22	\$45.13	\$47.78
West ND Nonmetro Area		ANNUAL:	\$77,960	\$57,120	\$67,430	\$76,000	\$89,810	\$102,150
Employment:	80	HOURLY:	\$37.48	\$27.46	\$32.42	\$36.54	\$43.18	\$49.11
East ND Nonmetro Area		ANNUAL:	\$76,720	\$46,700	\$59,010	\$78,310	\$91,100	\$104,920
Employment:	90	HOURLY:	\$36.89	\$22.45	\$28.37	\$37.65	\$43.80	\$50.44

19-1032 Foresters**Alternate Job Title(s):** Environmental Protection Forester; Forest Ecologist; Timber Management Specialist

Manage public and private forested lands for economic, recreational, and conservation purposes. May inventory the type, amount, and location of standing timber, appraise the timber's worth, negotiate the purchase, and draw up contracts for procurement. May determine how to conserve wildlife habitats, creek beds, water quality, and soil stability, and how best to comply with environmental regulations. May devise plans for planting and growing new trees, monitor trees for healthy growth, and determine optimal harvesting schedules.

North Dakota		ANNUAL:	\$70,450	\$31,300	\$37,200	\$79,940	\$86,200	\$108,660
Employment:	20	HOURLY:	\$33.87	\$15.05	\$17.89	\$38.43	\$41.44	\$52.24

'N/A' indicates data or information cannot be released due to reliability, availability, or confidentiality restrictions. Since a portion of substate employment is not attributed to a region, substate areas will NOT add up to statewide totals. Rounding and the absence of suppressed data may also affect additivity.

		WAGE ESTIMATES					
		Average (Mean)	10th Percentile	25th Percentile	50th Percentile (Median)	75th Percentile	90th Percentile

19-1041 Epidemiologists

Alternate Job Title(s): Epidemiology Investigator; Malariologist; Pharmacoepidemiologist

Investigate and describe the determinants and distribution of disease, disability, or health outcomes. May develop the means for prevention and control.

North Dakota		ANNUAL:	\$65,570	\$53,980	\$58,240	\$62,770	\$74,650	\$87,550
Employment:	30	HOURLY:	\$31.52	\$25.95	\$28.00	\$30.18	\$35.89	\$42.09

19-1042 Medical Scientists, Except Epidemiologists

Alternate Job Title(s): Cancer Researcher; Immunochemist; Toxicologist

Conduct research dealing with the understanding of human diseases and the improvement of human health. Engage in clinical investigation, research and development, or other related activities. Includes physicians, dentists, pharmacologists, and medical pathologists who primarily conduct research. Practitioners who primarily provide medical or dental care or dispense drugs are included in Healthcare Diagnosing or Treating Practitioners (29-1000).

North Dakota		ANNUAL:	\$80,590	\$42,110	\$59,940	\$74,350	\$101,810	\$148,050
Employment:	120	HOURLY:	\$38.75	\$20.25	\$28.82	\$35.74	\$48.95	\$71.18
Region 5		ANNUAL:	\$77,210	\$41,390	\$52,310	\$74,360	\$101,810	\$130,870
Employment:	100	HOURLY:	\$37.12	\$19.90	\$25.15	\$35.75	\$48.95	\$62.92
Fargo, ND-MN MetroSA		ANNUAL:	\$78,790	\$41,390	\$54,400	\$77,440	\$101,810	\$130,870
Employment:	100	HOURLY:	\$37.88	\$19.90	\$26.15	\$37.23	\$48.95	\$62.92

19-1099 Life Scientists, All Other

Alternate Job Title(s): Life Science Taxonomist

All life scientists not listed separately.

North Dakota		ANNUAL:	\$68,450	\$51,230	\$60,230	\$62,960	\$63,700	\$75,500
Employment:	40	HOURLY:	\$32.91	\$24.63	\$28.96	\$30.27	\$30.62	\$36.30
Region 5		ANNUAL:	\$72,060	\$47,460	\$60,230	\$60,910	\$68,570	\$122,160
Employment:	20	HOURLY:	\$34.64	\$22.82	\$28.96	\$29.28	\$32.97	\$58.73
Fargo, ND-MN MetroSA		ANNUAL:	\$72,060	\$47,460	\$60,230	\$60,910	\$68,570	\$122,160
Employment:	20	HOURLY:	\$34.64	\$22.82	\$28.96	\$29.28	\$32.97	\$58.73

19-2021 Atmospheric and Space Scientists

Alternate Job Title(s): Atmospheric Chemist; Climatologist; Hurricane Tracker; Meteorologist

Investigate atmospheric phenomena and interpret meteorological data, gathered by surface and air stations, satellites, and radar to prepare reports and forecasts for public and other uses. Includes weather analysts and forecasters whose functions require the detailed knowledge of meteorology.

North Dakota		ANNUAL:	\$89,470	\$44,800	\$57,120	\$88,340	\$118,190	\$128,020
Employment:	40	HOURLY:	\$43.01	\$21.54	\$27.46	\$42.47	\$56.82	\$61.55

'N/A' indicates data or information cannot be released due to reliability, availability, or confidentiality restrictions. Since a portion of substate employment is not attributed to a region, substate areas will NOT add up to statewide totals. Rounding and the absence of suppressed data may also affect additivity.

			WAGE ESTIMATES					
			Average (Mean)	10th Percentile	25th Percentile	50th Percentile (Median)	75th Percentile	90th Percentile
19-2031 Chemists								
Alternate Job Title(s): Food Chemist; Industrial Chemist; Inorganic Chemist; Research and Development Chemist								
Conduct qualitative and quantitative chemical analyses or experiments in laboratories for quality or process control or to develop new products or knowledge. Excludes Biochemists and Biophysicists (19-1021) and Geoscientists, Except Hydrologists and Geographers (19-2042).								
North Dakota		ANNUAL:	\$87,140	\$49,190	\$62,100	\$78,690	\$108,550	\$128,790
Employment:	130	HOURLY:	\$41.90	\$23.65	\$29.85	\$37.83	\$52.19	\$61.92
Region 4		ANNUAL:	\$95,320	\$66,460	\$66,460	\$80,990	\$111,430	\$152,540
Employment:	20	HOURLY:	\$45.83	\$31.95	\$31.95	\$38.94	\$53.57	\$73.34
Region 5		ANNUAL:	\$74,990	\$47,660	\$49,190	\$67,580	\$82,010	\$101,770
Employment:	60	HOURLY:	\$36.05	\$22.91	\$23.65	\$32.49	\$39.43	\$48.93
Region 7		ANNUAL:	\$97,540	\$57,350	\$69,060	\$106,080	\$112,350	\$129,630
Employment:	40	HOURLY:	\$46.90	\$27.57	\$33.20	\$51.00	\$54.01	\$62.32
Bismarck, ND MetroSA		ANNUAL:	\$75,030	\$51,500	\$57,350	\$69,060	\$98,530	\$108,550
Employment:	20	HOURLY:	\$36.07	\$24.76	\$27.57	\$33.20	\$47.37	\$52.19
Fargo, ND-MN MetroSA		ANNUAL:	\$73,210	\$47,660	\$49,190	\$62,900	\$81,550	\$101,770
Employment:	60	HOURLY:	\$35.20	\$22.91	\$23.65	\$30.24	\$39.21	\$48.93
Grand Forks, ND-MN MetroSA		ANNUAL:	\$97,010	\$56,680	\$66,450	\$80,980	\$124,130	\$159,980
Employment:	20	HOURLY:	\$46.64	\$27.25	\$31.95	\$38.94	\$59.68	\$76.91
West ND Nonmetro Area		ANNUAL:	\$112,070	\$83,150	\$101,960	\$112,350	\$125,590	\$129,630
Employment:	30	HOURLY:	\$53.88	\$39.97	\$49.02	\$54.01	\$60.38	\$62.32

19-2032 Materials Scientists**Alternate Job Title(s):** Metal Alloy Scientist; Plastics Scientist

Research and study the structures and chemical properties of various natural and synthetic or composite materials, including metals, alloys, rubber, ceramics, semiconductors, polymers, and glass. Determine ways to strengthen or combine materials or develop new materials with new or specific properties for use in a variety of products and applications. Includes glass scientists, ceramic scientists, metallurgical scientists, and polymer scientists.

North Dakota		ANNUAL:	\$66,400	\$50,650	\$50,650	\$50,720	\$75,070	\$113,760
Employment:	10	HOURLY:	\$31.92	\$24.35	\$24.35	\$24.39	\$36.09	\$54.69

'N/A' indicates data or information cannot be released due to reliability, availability, or confidentiality restrictions. Since a portion of substate employment is not attributed to a region, substate areas will NOT add up to statewide totals. Rounding and the absence of suppressed data may also affect additivity.

			WAGE ESTIMATES					
			Average (Mean)	10th Percentile	25th Percentile	50th Percentile (Median)	75th Percentile	90th Percentile
19-2041 Environmental Scientists and Specialists, Including Health								
Alternate Job Title(s): Hazardous Substances Scientist; Health Environmentalist; Water Pollution Scientist								
Conduct research or perform investigation for the purpose of identifying, abating, or eliminating sources of pollutants or hazards that affect either the environment or public health. Using knowledge of various scientific disciplines, may collect, synthesize, study, report, and recommend action based on data derived from measurements or observations of air, food, soil, water, and other sources. Excludes Zoologists and Wildlife Biologists (19-1023), Conservation Scientists (19-1031), Forest and Conservation Technicians (19-4071), Occupational Health and Safety Specialists (19-5011), Fish and Game Wardens (33-3031), and Forest and Conservation Workers (45-4011).								
North Dakota		ANNUAL:	\$74,190	\$49,560	\$57,350	\$67,970	\$83,060	\$106,660
Employment:	190	HOURLY:	\$35.67	\$23.83	\$27.57	\$32.68	\$39.93	\$51.28
Region 1		ANNUAL:	\$103,610	\$79,520	\$84,660	\$84,690	\$132,230	\$133,060
Employment:	20	HOURLY:	\$49.81	\$38.23	\$40.70	\$40.71	\$63.57	\$63.97
Region 5		ANNUAL:	\$67,320	\$49,560	\$49,580	\$61,300	\$80,670	\$91,090
Employment:	20	HOURLY:	\$32.37	\$23.83	\$23.83	\$29.47	\$38.78	\$43.79
Region 7		ANNUAL:	\$69,740	\$49,370	\$57,350	\$65,790	\$76,110	\$87,530
Employment:	130	HOURLY:	\$33.53	\$23.74	\$27.57	\$31.63	\$36.59	\$42.08
Bismarck, ND MetroSA		ANNUAL:	\$68,760	\$49,370	\$57,350	\$65,400	\$76,110	\$87,330
Employment:	120	HOURLY:	\$33.06	\$23.74	\$27.57	\$31.44	\$36.59	\$41.98
Fargo, ND-MN MetroSA		ANNUAL:	\$66,800	\$49,560	\$50,240	\$61,100	\$80,670	\$91,080
Employment:	30	HOURLY:	\$32.12	\$23.83	\$24.16	\$29.38	\$38.78	\$43.79
West ND Nonmetro Area		ANNUAL:	\$102,490	\$57,350	\$79,520	\$84,690	\$127,370	\$141,920
Employment:	30	HOURLY:	\$49.28	\$27.57	\$38.23	\$40.71	\$61.24	\$68.23

19-2042 Geoscientists, Except Hydrologists and Geographers**Alternate Job Title(s):** Geochemist; Oceanographer; Petrologist; Volcanologist

Study the composition, structure, and other physical aspects of the Earth. May use geological, physics, and mathematics knowledge in exploration for oil, gas, minerals, or underground water; or in waste disposal, land reclamation, or other environmental problems. May study the Earth's internal composition, atmospheres, and oceans, and its magnetic, electrical, and gravitational forces. Includes mineralogists, paleontologists, stratigraphers, geodesists, and seismologists.

North Dakota		ANNUAL:	\$93,680	\$50,680	\$74,900	\$85,580	\$110,600	\$137,840
Employment:	70	HOURLY:	\$45.04	\$24.37	\$36.01	\$41.15	\$53.17	\$66.27
Region 5		ANNUAL:	\$66,790	\$50,470	\$50,480	\$74,900	\$74,910	\$75,190
Employment:	10	HOURLY:	\$32.11	\$24.27	\$24.27	\$36.01	\$36.01	\$36.15
West ND Nonmetro Area		ANNUAL:	\$94,160	\$85,580	\$85,580	\$85,580	\$90,070	\$117,910
Employment:	20	HOURLY:	\$45.27	\$41.15	\$41.15	\$41.15	\$43.30	\$56.69

19-2043 Hydrologists**Alternate Job Title(s):** Hydrogeologist; Isotope Hydrologist; Surface Hydrologist

Research the distribution, circulation, and physical properties of underground and surface waters; and study the form and intensity of precipitation and its rate of infiltration into the soil, movement through the earth, and return to the ocean and atmosphere.

North Dakota		ANNUAL:	\$87,680	\$66,000	\$74,980	\$85,920	\$99,380	\$107,660
Employment:	40	HOURLY:	\$42.16	\$31.73	\$36.05	\$41.31	\$47.78	\$51.76
Region 7		ANNUAL:	\$84,400	\$66,000	\$74,960	\$79,640	\$95,220	\$102,150
Employment:	30	HOURLY:	\$40.58	\$31.73	\$36.04	\$38.29	\$45.78	\$49.11
Bismarck, ND MetroSA		ANNUAL:	\$84,400	\$66,000	\$74,960	\$79,630	\$95,220	\$102,150
Employment:	30	HOURLY:	\$40.58	\$31.73	\$36.04	\$38.29	\$45.78	\$49.11

'N/A' indicates data or information cannot be released due to reliability, availability, or confidentiality restrictions. Since a portion of substate employment is not attributed to a region, substate areas will NOT add up to statewide totals. Rounding and the absence of suppressed data may also affect additivity.

		WAGE ESTIMATES					
		Average (Mean)	10th Percentile	25th Percentile	50th Percentile (Median)	75th Percentile	90th Percentile

19-2099 Physical Scientists, All Other

Alternate Job Title(s): N/A

All physical scientists not listed separately.

North Dakota		ANNUAL:	\$80,410	\$33,900	\$33,900	\$65,680	\$99,530	\$128,020
Employment:	20	HOURLY:	\$38.66	\$16.30	\$16.30	\$31.58	\$47.85	\$61.55

19-3011 Economists

Alternate Job Title(s): Econometrician; Economic Research Analyst; Environmental Economist; Industrial Economist

Conduct research, prepare reports, or formulate plans to address economic problems related to the production and distribution of goods and services or monetary and fiscal policy. May collect and process economic and statistical data using sampling techniques and econometric methods. Excludes Market Research Analysts and Marketing Specialists (13-1161).

North Dakota		ANNUAL:	\$87,720	\$41,750	\$57,600	\$78,870	\$138,650	\$138,650
Employment:	10	HOURLY:	\$42.17	\$20.07	\$27.69	\$37.92	\$66.66	\$66.66

19-3033 Clinical and Counseling Psychologists

Alternate Job Title(s): Eating Disorder Psychologists; Geropsychologists

Assess, diagnose, and treat mental and emotional disorders of individuals through observation, interview, and psychological tests. Help individuals with distress or maladjustment understand their problems through their knowledge of case history, interviews with patients, and theory. Provide individual or group counseling services to assist individuals in achieving more effective personal, social, educational, and vocational development and adjustment. May design behavior modification programs and consult with medical personnel regarding the best treatment for patients. Excludes Psychiatrists (29-1223).

North Dakota		ANNUAL:	\$88,500	\$21,470	\$50,000	\$74,110	\$114,780	\$162,430
Employment:	160	HOURLY:	\$42.55	\$10.32	\$24.04	\$35.63	\$55.18	\$78.09
Region 2		ANNUAL:	\$107,650	\$64,400	\$65,740	\$102,680	\$135,390	\$174,970
Employment:	10	HOURLY:	\$51.76	\$30.96	\$31.60	\$49.36	\$65.09	\$84.12
Region 4		ANNUAL:	\$114,230	\$64,190	\$72,150	\$101,270	\$154,270	\$202,800
Employment:	20	HOURLY:	\$54.92	\$30.86	\$34.69	\$48.69	\$74.17	\$97.50
Region 5		ANNUAL:	\$54,100	\$21,480	\$21,480	\$59,580	\$73,590	\$103,250
Employment:	60	HOURLY:	\$26.01	\$10.32	\$10.32	\$28.64	\$35.38	\$49.64
Region 7		ANNUAL:	\$103,170	\$21,310	\$65,570	\$107,620	\$129,960	\$173,670
Employment:	40	HOURLY:	\$49.60	\$10.25	\$31.52	\$51.74	\$62.48	\$83.49
Bismarck, ND MetroSA		ANNUAL:	\$103,170	\$21,310	\$65,570	\$107,620	\$129,960	\$173,670
Employment:	40	HOURLY:	\$49.60	\$10.25	\$31.52	\$51.74	\$62.48	\$83.49
Fargo, ND-MN MetroSA		ANNUAL:	N/A	N/A	N/A	N/A	N/A	N/A
Employment:	70	HOURLY:	N/A	N/A	N/A	N/A	N/A	N/A
Grand Forks, ND-MN MetroSA		ANNUAL:	\$105,900	\$64,180	\$70,250	\$93,920	\$137,050	\$170,950
Employment:	20	HOURLY:	\$50.91	\$30.86	\$33.77	\$45.16	\$65.89	\$82.19
West ND Nonmetro Area		ANNUAL:	\$116,410	\$64,400	\$66,130	\$110,080	\$138,150	\$213,370
Employment:	20	HOURLY:	\$55.96	\$30.96	\$31.79	\$52.92	\$66.42	\$102.58
East ND Nonmetro Area		ANNUAL:	\$115,250	\$74,110	\$110,330	\$111,280	\$114,780	\$145,370
Employment:	10	HOURLY:	\$55.41	\$35.63	\$53.04	\$53.50	\$55.18	\$69.89

'N/A' indicates data or information cannot be released due to reliability, availability, or confidentiality restrictions. Since a portion of substate employment is not attributed to a region, substate areas will NOT add up to statewide totals. Rounding and the absence of suppressed data may also affect additivity.

			WAGE ESTIMATES					
			Average (Mean)	10th Percentile	25th Percentile	50th Percentile (Median)	75th Percentile	90th Percentile
19-3034 School Psychologists								
Alternate Job Title(s): Educational Psychologists								
Diagnose and implement individual or schoolwide interventions or strategies to address educational, behavioral, or developmental issues that adversely impact educational functioning in a school. May address student learning and behavioral problems and counsel students or families. May design and implement performance plans, and evaluate performance. May consult with other school-based personnel.								
North Dakota		ANNUAL:	\$69,070	\$51,710	\$53,580	\$67,880	\$83,700	\$83,700
Employment:	110	HOURLY:	\$33.21	\$24.86	\$25.76	\$32.63	\$40.24	\$40.24
Region 5		ANNUAL:	\$64,940	\$53,580	\$53,580	\$57,660	\$65,800	\$89,990
Employment:	20	HOURLY:	\$31.22	\$25.76	\$25.76	\$27.72	\$31.63	\$43.26
Region 7		ANNUAL:	\$72,090	\$49,990	\$67,880	\$67,880	\$83,700	\$83,700
Employment:	60	HOURLY:	\$34.66	\$24.03	\$32.63	\$32.63	\$40.24	\$40.24
Bismarck, ND MetroSA		ANNUAL:	\$73,060	\$49,980	\$67,880	\$67,880	\$83,700	\$83,700
Employment:	50	HOURLY:	\$35.13	\$24.03	\$32.63	\$32.63	\$40.24	\$40.24
Fargo, ND-MN MetroSA		ANNUAL:	\$70,050	\$53,580	\$53,580	\$64,380	\$82,000	\$96,340
Employment:	30	HOURLY:	\$33.68	\$25.76	\$25.76	\$30.95	\$39.42	\$46.32
Grand Forks, ND-MN MetroSA		ANNUAL:	\$64,670	\$50,490	\$52,850	\$62,630	\$62,630	\$88,870
Employment:	20	HOURLY:	\$31.09	\$24.27	\$25.41	\$30.11	\$30.11	\$42.73
West ND Nonmetro Area		ANNUAL:	\$66,040	\$51,710	\$51,710	\$51,710	\$75,310	\$99,530
Employment:	10	HOURLY:	\$31.75	\$24.86	\$24.86	\$24.86	\$36.21	\$47.85

19-3039 Psychologists, All Other

Alternate Job Title(s): Forensic Psychologist; Social Psychologist; Sports Psychologist

All psychologists not listed separately.

North Dakota		ANNUAL:	\$109,430	\$77,920	\$93,640	\$125,800	\$129,740	\$140,690
Employment:	30	HOURLY:	\$52.61	\$37.46	\$45.02	\$60.48	\$62.37	\$67.64

'N/A' indicates data or information cannot be released due to reliability, availability, or confidentiality restrictions. Since a portion of substate employment is not attributed to a region, substate areas will NOT add up to statewide totals. Rounding and the absence of suppressed data may also affect additivity.

			WAGE ESTIMATES					
			Average (Mean)	10th Percentile	25th Percentile	50th Percentile (Median)	75th Percentile	90th Percentile
19-3051 Urban and Regional Planners								
Alternate Job Title(s): City Planner; Community Development Planner								
Develop comprehensive plans and programs for use of land and physical facilities of jurisdictions, such as towns, cities, counties, and metropolitan areas.								
North Dakota		ANNUAL:	\$87,850	\$61,210	\$70,030	\$80,390	\$109,780	\$118,460
Employment:	120	HOURLY:	\$42.24	\$29.43	\$33.67	\$38.65	\$52.78	\$56.95
Region 1		ANNUAL:	\$89,110	\$50,760	\$65,150	\$75,380	\$123,930	\$148,020
Employment:	10	HOURLY:	\$42.84	\$24.40	\$31.32	\$36.24	\$59.58	\$71.16
Region 4		ANNUAL:	\$94,070	\$78,420	\$80,180	\$91,100	\$115,660	\$121,900
Employment:	10	HOURLY:	\$45.23	\$37.70	\$38.55	\$43.80	\$55.61	\$58.61
Region 5		ANNUAL:	\$89,400	\$64,150	\$70,980	\$80,390	\$105,280	\$117,970
Employment:	40	HOURLY:	\$42.98	\$30.84	\$34.13	\$38.65	\$50.61	\$56.72
Region 7		ANNUAL:	\$85,240	\$66,910	\$68,250	\$79,980	\$94,040	\$117,090
Employment:	30	HOURLY:	\$40.98	\$32.17	\$32.81	\$38.45	\$45.21	\$56.29
Bismarck, ND MetroSA		ANNUAL:	\$84,780	\$66,910	\$68,250	\$79,780	\$94,040	\$117,090
Employment:	30	HOURLY:	\$40.76	\$32.17	\$32.81	\$38.36	\$45.21	\$56.29
Fargo, ND-MN MetroSA		ANNUAL:	\$89,180	\$61,210	\$70,980	\$80,390	\$105,280	\$117,970
Employment:	50	HOURLY:	\$42.88	\$29.43	\$34.13	\$38.65	\$50.61	\$56.72
Grand Forks, ND-MN MetroSA		ANNUAL:	\$87,460	\$46,810	\$78,810	\$91,100	\$115,660	\$121,900
Employment:	20	HOURLY:	\$42.05	\$22.50	\$37.89	\$43.80	\$55.61	\$58.61
West ND Nonmetro Area		ANNUAL:	\$90,680	\$64,670	\$70,730	\$80,720	\$109,780	\$124,520
Employment:	N/A	HOURLY:	\$43.60	\$31.09	\$34.00	\$38.81	\$52.78	\$59.86

19-3091 Anthropologists and Archeologists**Alternate Job Title(s):** Ethnoarchaeologist; Political Anthropologist; Research Archaeologist

Study the origin, development, and behavior of human beings. May study the way of life, language, or physical characteristics of people in various parts of the world. May engage in systematic recovery and examination of material evidence, such as tools or pottery remaining from past human cultures, in order to determine the history, customs, and living habits of earlier civilizations.

North Dakota		ANNUAL:	\$73,820	\$55,930	\$63,930	\$71,200	\$89,860	\$94,140
Employment:	20	HOURLY:	\$35.49	\$26.89	\$30.74	\$34.23	\$43.20	\$45.26
Region 7		ANNUAL:	\$76,560	\$55,930	\$65,100	\$76,000	\$91,100	\$96,620
Employment:	20	HOURLY:	\$36.81	\$26.89	\$31.30	\$36.54	\$43.80	\$46.45
Bismarck, ND MetroSA		ANNUAL:	\$75,340	\$55,930	\$65,100	\$75,280	\$91,100	\$94,140
Employment:	20	HOURLY:	\$36.22	\$26.89	\$31.30	\$36.19	\$43.80	\$45.26

'N/A' indicates data or information cannot be released due to reliability, availability, or confidentiality restrictions. Since a portion of substate employment is not attributed to a region, substate areas will NOT add up to statewide totals. Rounding and the absence of suppressed data may also affect additivity.

		WAGE ESTIMATES						
		Average (Mean)	10th Percentile	25th Percentile	50th Percentile (Median)	75th Percentile	90th Percentile	
19-3099 Social Scientists and Related Workers, All Other								
Alternate Job Title(s): Demographer; Ethnologist; Linguist								
All social scientists and related workers not listed separately.								
North Dakota		ANNUAL:	\$70,440	\$40,210	\$50,870	\$71,410	\$82,910	\$102,150
Employment:	100	HOURLY:	\$33.87	\$19.33	\$24.46	\$34.33	\$39.86	\$49.11
Region 2		ANNUAL:	\$63,470	\$33,240	\$39,980	\$69,100	\$80,620	\$93,870
Employment:	30	HOURLY:	\$30.51	\$15.98	\$19.22	\$33.22	\$38.76	\$45.13
Region 4		ANNUAL:	\$74,230	\$44,990	\$45,000	\$82,830	\$87,530	\$105,060
Employment:	20	HOURLY:	\$35.69	\$21.63	\$21.63	\$39.82	\$42.08	\$50.51
Region 5		ANNUAL:	\$75,330	\$50,870	\$57,120	\$73,600	\$82,910	\$107,660
Employment:	40	HOURLY:	\$36.22	\$24.46	\$27.46	\$35.38	\$39.86	\$51.76
Fargo, ND-MN MetroSA		ANNUAL:	\$75,140	\$50,870	\$57,120	\$73,590	\$82,830	\$107,660
Employment:	40	HOURLY:	\$36.12	\$24.46	\$27.46	\$35.38	\$39.82	\$51.76
Grand Forks, ND-MN MetroSA		ANNUAL:	\$74,230	\$44,990	\$44,990	\$82,830	\$87,530	\$105,060
Employment:	20	HOURLY:	\$35.69	\$21.63	\$21.63	\$39.82	\$42.08	\$50.51
West ND Nonmetro Area		ANNUAL:	\$62,390	\$33,240	\$39,980	\$69,100	\$78,310	\$93,870
Employment:	30	HOURLY:	\$29.99	\$15.98	\$19.22	\$33.22	\$37.65	\$45.13

19-4012 Agricultural Technicians

Alternate Job Title(s): Feed Research Technician; Feed Research Technician; Seed Analyst

Work with agricultural scientists in plant, fiber, and animal research, or assist with animal breeding and nutrition. Set up or maintain laboratory equipment and collect samples from crops or animals. Prepare specimens or record data to assist scientists in biology or related life science experiments. Conduct tests and experiments to improve yield and quality of crops or to increase the resistance of plants and animals to disease or insects.

North Dakota		ANNUAL:	\$49,550	\$33,800	\$37,010	\$45,070	\$56,460	\$77,760
Employment:	140	HOURLY:	\$23.82	\$16.25	\$17.79	\$21.67	\$27.15	\$37.39
Region 5		ANNUAL:	\$50,230	\$37,010	\$39,310	\$48,930	\$56,540	\$71,930
Employment:	60	HOURLY:	\$24.15	\$17.79	\$18.90	\$23.52	\$27.18	\$34.58
Fargo, ND-MN MetroSA		ANNUAL:	\$49,870	\$37,010	\$39,460	\$48,930	\$56,540	\$71,240
Employment:	60	HOURLY:	\$23.98	\$17.79	\$18.97	\$23.52	\$27.18	\$34.25
Grand Forks, ND-MN MetroSA		ANNUAL:	\$41,300	\$33,800	\$33,800	\$37,320	\$43,890	\$54,080
Employment:	50	HOURLY:	\$19.86	\$16.25	\$16.25	\$17.94	\$21.10	\$26.00

19-4013 Food Science Technicians

Alternate Job Title(s): Flavor Technician; Food Quality Control Technician; Food Quality Technician

Work with food scientists or technologists to perform standardized qualitative and quantitative tests to determine physical or chemical properties of food or beverage products. Includes technicians who assist in research and development of production technology, quality control, packaging, processing, and use of foods.

North Dakota		ANNUAL:	\$52,540	\$45,920	\$47,040	\$51,260	\$56,220	\$64,810
Employment:	20	HOURLY:	\$25.26	\$22.08	\$22.61	\$24.65	\$27.03	\$31.16

'N/A' indicates data or information cannot be released due to reliability, availability, or confidentiality restrictions. Since a portion of substate employment is not attributed to a region, substate areas will NOT add up to statewide totals. Rounding and the absence of suppressed data may also affect additivity.

			WAGE ESTIMATES					
			Average (Mean)	10th Percentile	25th Percentile	50th Percentile (Median)	75th Percentile	90th Percentile
19-4021 Biological Technicians								
Alternate Job Title(s): Bacteriology Technician; Marine Fisheries Technician; Wildlife Technician								
Assist biological and medical scientists. Set up, operate, and maintain laboratory instruments and equipment, monitor experiments, collect data and samples, make observations, and calculate and record results. May analyze organic substances, such as blood, food, and drugs.								
North Dakota		ANNUAL:	\$47,220	\$34,570	\$37,690	\$44,490	\$55,200	\$64,900
Employment:	180	HOURLY:	\$22.70	\$16.62	\$18.12	\$21.39	\$26.54	\$31.20
Region 5		ANNUAL:	\$54,410	\$34,570	\$46,540	\$55,200	\$64,900	\$72,340
Employment:	60	HOURLY:	\$26.16	\$16.62	\$22.37	\$26.54	\$31.20	\$34.78
Fargo, ND-MN MetroSA		ANNUAL:	\$54,540	\$34,570	\$46,540	\$55,160	\$64,900	\$72,340
Employment:	60	HOURLY:	\$26.22	\$16.62	\$22.37	\$26.52	\$31.20	\$34.78
West ND Nonmetro Area		ANNUAL:	\$40,810	\$33,900	\$37,690	\$37,690	\$42,020	\$56,010
Employment:	30	HOURLY:	\$19.62	\$16.30	\$18.12	\$18.12	\$20.20	\$26.93

19-4031 Chemical Technicians**Alternate Job Title(s):** Assayer; Chemical Laboratory Technician; Inorganic Chemical Technician

Conduct chemical and physical laboratory tests to assist scientists in making qualitative and quantitative analyses of solids, liquids, and gaseous materials for research and development of new products or processes, quality control, maintenance of environmental standards, and other work involving experimental, theoretical, or practical application of chemistry and related sciences.

North Dakota		ANNUAL:	\$50,970	\$37,390	\$39,440	\$47,670	\$58,000	\$64,530
Employment:	80	HOURLY:	\$24.51	\$17.98	\$18.96	\$22.92	\$27.89	\$31.02
Region 1		ANNUAL:	\$51,870	\$39,900	\$46,940	\$48,230	\$60,750	\$60,750
Employment:	20	HOURLY:	\$24.93	\$19.18	\$22.57	\$23.19	\$29.21	\$29.21
Region 5		ANNUAL:	\$51,440	\$31,440	\$37,390	\$49,390	\$58,000	\$74,720
Employment:	20	HOURLY:	\$24.73	\$15.12	\$17.98	\$23.75	\$27.88	\$35.92
Region 7		ANNUAL:	\$52,390	\$39,440	\$39,440	\$47,670	\$47,670	\$94,450
Employment:	20	HOURLY:	\$25.19	\$18.96	\$18.96	\$22.92	\$22.92	\$45.41
Bismarck, ND MetroSA		ANNUAL:	\$50,180	\$39,430	\$39,440	\$47,670	\$47,670	\$60,590
Employment:	20	HOURLY:	\$24.12	\$18.96	\$18.96	\$22.92	\$22.92	\$29.13
Fargo, ND-MN MetroSA		ANNUAL:	\$51,270	\$31,440	\$37,060	\$49,190	\$58,000	\$74,720
Employment:	20	HOURLY:	\$24.65	\$15.12	\$17.82	\$23.65	\$27.89	\$35.92
West ND Nonmetro Area		ANNUAL:	\$54,970	\$39,900	\$46,940	\$48,230	\$60,750	\$60,750
Employment:	20	HOURLY:	\$26.43	\$19.18	\$22.57	\$23.19	\$29.21	\$29.21

'N/A' indicates data or information cannot be released due to reliability, availability, or confidentiality restrictions. Since a portion of substate employment is not attributed to a region, substate areas will NOT add up to statewide totals. Rounding and the absence of suppressed data may also affect additivity.

			WAGE ESTIMATES					
			Average (Mean)	10th Percentile	25th Percentile	50th Percentile (Median)	75th Percentile	90th Percentile
19-4042 Environmental Science and Protection Technicians, Including Health								
Alternate Job Title(s): Certified Indoor Environmentalist; Environmental Science Technician; Infectious Waste Technician; Pollution Control Technician								
Perform laboratory and field tests to monitor the environment and investigate sources of pollution, including those that affect health, under the direction of an environmental scientist, engineer, or other specialist. May collect samples of gases, soil, water, and other materials for testing.								
North Dakota		ANNUAL:	\$60,570	\$48,190	\$54,100	\$58,100	\$61,550	\$63,610
Employment:	110	HOURLY:	\$29.12	\$23.17	\$26.01	\$27.94	\$29.59	\$30.58
Region 5		ANNUAL:	\$53,190	\$41,820	\$48,180	\$51,380	\$58,430	\$59,850
Employment:	30	HOURLY:	\$25.57	\$20.11	\$23.16	\$24.70	\$28.09	\$28.77
Region 7		ANNUAL:	\$59,970	\$57,350	\$57,350	\$57,350	\$61,550	\$64,250
Employment:	30	HOURLY:	\$28.83	\$27.57	\$27.57	\$27.57	\$29.59	\$30.89
Bismarck, ND MetroSA		ANNUAL:	\$59,970	\$57,350	\$57,350	\$57,350	\$61,550	\$64,250
Employment:	30	HOURLY:	\$28.83	\$27.57	\$27.57	\$27.57	\$29.59	\$30.89
Fargo, ND-MN MetroSA		ANNUAL:	\$55,730	\$41,820	\$48,190	\$58,430	\$63,040	\$70,250
Employment:	30	HOURLY:	\$26.79	\$20.11	\$23.17	\$28.09	\$30.31	\$33.78
Grand Forks, ND-MN MetroSA		ANNUAL:	\$57,190	\$41,010	\$49,450	\$56,180	\$62,540	\$62,540
Employment:	20	HOURLY:	\$27.49	\$19.72	\$23.77	\$27.01	\$30.07	\$30.07
West ND Nonmetro Area		ANNUAL:	\$64,480	\$54,100	\$54,100	\$58,100	\$62,350	\$63,610
Employment:	50	HOURLY:	\$31.00	\$26.01	\$26.01	\$27.94	\$29.98	\$30.58

19-4043 Geological Technicians, Except Hydrologic Technicians**Alternate Job Title(s):** Crude Tester; Geophysical Prospector; Seismic Observer

Assist scientists or engineers in the use of electronic, sonic, or nuclear measuring instruments in laboratory, exploration, and production activities to obtain data indicating resources such as metallic ore, minerals, gas, coal, or petroleum. Analyze mud and drill cuttings. Chart pressure, temperature, and other characteristics of wells or bore holes.

North Dakota		ANNUAL:	\$52,830	\$46,380	\$46,960	\$47,510	\$57,220	\$64,840
Employment:	N/A	HOURLY:	\$25.40	\$22.30	\$22.58	\$22.84	\$27.51	\$31.17
Region 5		ANNUAL:	\$49,430	\$47,310	\$47,310	\$47,310	\$57,220	\$57,890
Employment:	40	HOURLY:	\$23.77	\$22.74	\$22.74	\$22.75	\$27.51	\$27.83
Fargo, ND-MN MetroSA		ANNUAL:	\$49,440	\$47,310	\$47,310	\$47,310	\$57,220	\$57,890
Employment:	N/A	HOURLY:	\$23.77	\$22.74	\$22.74	\$22.75	\$27.51	\$27.83

19-4061 Social Science Research Assistants**Alternate Job Title(s):** City Planning Aide; Economic Research Assistant; Historian Research Assistant

Assist social scientists in laboratory, survey, and other social science research. May help prepare findings for publication and assist in laboratory analysis, quality control, or data management. Excludes Teaching Assistants, Postsecondary (25-9044).

North Dakota		ANNUAL:	\$55,140	\$36,830	\$39,960	\$54,200	\$68,520	\$68,520
Employment:	30	HOURLY:	\$26.51	\$17.71	\$19.21	\$26.06	\$32.94	\$32.94

'N/A' indicates data or information cannot be released due to reliability, availability, or confidentiality restrictions. Since a portion of substate employment is not attributed to a region, substate areas will NOT add up to statewide totals. Rounding and the absence of suppressed data may also affect additivity.

			WAGE ESTIMATES					
			Average (Mean)	10th Percentile	25th Percentile	50th Percentile (Median)	75th Percentile	90th Percentile
19-4071 Forest and Conservation Technicians								
Alternate Job Title(s): Forestry Aide; Soil Conservation Technician; Timber Management Technician								
Provide technical assistance regarding the conservation of soil, water, forests, or related natural resources. May compile data pertaining to size, content, condition, and other characteristics of forest tracts under the direction of foresters, or train and lead forest workers in forest propagation and fire prevention and suppression. May assist conservation scientists in managing, improving, and protecting rangelands and wildlife habitats. Excludes Conservation Scientists (19-1031) and Foresters (19-1032).								
North Dakota		ANNUAL:	\$44,740	\$37,440	\$37,690	\$43,680	\$43,680	\$57,570
Employment:	N/A	HOURLY:	\$21.51	\$18.00	\$18.12	\$21.00	\$21.00	\$27.68
Region 1		ANNUAL:	\$47,730	\$37,440	\$42,730	\$43,680	\$47,780	\$66,290
Employment:	30	HOURLY:	\$22.95	\$18.00	\$20.54	\$21.00	\$22.97	\$31.87
Region 3		ANNUAL:	\$41,650	\$33,900	\$37,440	\$43,680	\$43,680	\$53,470
Employment:	20	HOURLY:	\$20.02	\$16.30	\$18.00	\$21.00	\$21.00	\$25.71
Region 4		ANNUAL:	\$46,780	\$37,440	\$43,680	\$43,680	\$49,900	\$60,690
Employment:	20	HOURLY:	\$22.49	\$18.00	\$21.00	\$21.00	\$23.99	\$29.18
Region 5		ANNUAL:	\$47,150	\$37,440	\$43,680	\$43,680	\$52,320	\$56,530
Employment:	20	HOURLY:	\$22.67	\$18.00	\$21.00	\$21.00	\$25.15	\$27.18
Region 6		ANNUAL:	\$43,280	\$37,440	\$37,440	\$43,680	\$43,680	\$57,570
Employment:	30	HOURLY:	\$20.81	\$18.00	\$18.00	\$21.00	\$21.00	\$27.68
Region 7		ANNUAL:	\$45,870	\$37,440	\$40,210	\$43,680	\$45,010	\$57,620
Employment:	50	HOURLY:	\$22.05	\$18.00	\$19.33	\$21.00	\$21.64	\$27.70
Region 8		ANNUAL:	\$43,540	\$37,440	\$37,570	\$43,680	\$43,680	\$50,860
Employment:	30	HOURLY:	\$20.93	\$18.00	\$18.06	\$21.00	\$21.00	\$24.45
Bismarck, ND MetroSA		ANNUAL:	\$53,140	\$40,210	\$42,020	\$54,280	\$57,620	\$73,820
Employment:	20	HOURLY:	\$25.55	\$19.33	\$20.20	\$26.10	\$27.70	\$35.49
Grand Forks, ND-MN MetroSA		ANNUAL:	\$50,530	\$37,690	\$44,880	\$49,900	\$57,690	\$59,970
Employment:	10	HOURLY:	\$24.29	\$18.12	\$21.58	\$23.99	\$27.74	\$28.83
West ND Nonmetro Area		ANNUAL:	\$43,780	\$37,440	\$37,690	\$43,680	\$43,680	\$50,860
Employment:	N/A	HOURLY:	\$21.05	\$18.00	\$18.12	\$21.00	\$21.00	\$24.45
East ND Nonmetro Area		ANNUAL:	\$43,470	\$37,440	\$37,440	\$43,680	\$43,680	\$53,470
Employment:	N/A	HOURLY:	\$20.90	\$18.00	\$18.00	\$21.00	\$21.00	\$25.71

19-4092 Forensic Science Technicians**Alternate Job Title(s):** Ballistics Expert; Crime Scene Technician; Trace Evidence Technician

Collect, identify, classify, and analyze physical evidence related to criminal investigations. Perform tests on weapons or substances, such as fiber, hair, and tissue to determine significance to investigation. May testify as expert witnesses on evidence or crime laboratory techniques. May serve as specialists in area of expertise, such as ballistics, fingerprinting, handwriting, or biochemistry.

North Dakota		ANNUAL:	\$75,940	\$56,890	\$60,360	\$78,950	\$85,990	\$99,650
Employment:	30	HOURLY:	\$36.51	\$27.35	\$29.02	\$37.96	\$41.34	\$47.91
Region 7		ANNUAL:	\$76,020	\$56,890	\$60,360	\$79,390	\$85,990	\$99,650
Employment:	20	HOURLY:	\$36.55	\$27.35	\$29.02	\$38.17	\$41.34	\$47.91
Bismarck, ND MetroSA		ANNUAL:	\$76,020	\$56,890	\$60,360	\$79,390	\$85,990	\$99,650
Employment:	20	HOURLY:	\$36.55	\$27.35	\$29.02	\$38.17	\$41.34	\$47.91

'N/A' indicates data or information cannot be released due to reliability, availability, or confidentiality restrictions. Since a portion of substate employment is not attributed to a region, substate areas will NOT add up to statewide totals. Rounding and the absence of suppressed data may also affect additivity.

			WAGE ESTIMATES					
			Average (Mean)	10th Percentile	25th Percentile	50th Percentile (Median)	75th Percentile	90th Percentile
19-4099 Life, Physical, and Social Science Technicians, All Other								
Alternate Job Title(s): Meteorological Aide; Polygraph Examiner								
All life, physical, and social science technicians not listed separately.								
North Dakota		ANNUAL:	\$60,930	\$35,360	\$49,750	\$60,320	\$67,860	\$92,790
Employment: 180		HOURLY:	\$29.29	\$17.00	\$23.92	\$29.00	\$32.62	\$44.61
Region 4		ANNUAL:	\$60,890	\$40,960	\$50,510	\$50,510	\$66,250	\$99,380
Employment: 90		HOURLY:	\$29.28	\$19.69	\$24.28	\$24.28	\$31.85	\$47.78
Region 5		ANNUAL:	\$67,090	\$49,750	\$57,120	\$66,350	\$74,320	\$92,790
Employment: 20		HOURLY:	\$32.26	\$23.92	\$27.46	\$31.90	\$35.73	\$44.61
Region 7		ANNUAL:	\$60,940	\$35,360	\$36,530	\$67,070	\$79,090	\$97,370
Employment: 30		HOURLY:	\$29.30	\$17.00	\$17.56	\$32.24	\$38.02	\$46.81
Bismarck, ND MetroSA		ANNUAL:	\$62,430	\$34,320	\$35,360	\$67,070	\$79,640	\$99,670
Employment: 30		HOURLY:	\$30.02	\$16.50	\$17.00	\$32.25	\$38.29	\$47.92
Fargo, ND-MN MetroSA		ANNUAL:	\$60,990	\$37,540	\$49,750	\$59,650	\$68,340	\$92,790
Employment: 30		HOURLY:	\$29.32	\$18.05	\$23.92	\$28.68	\$32.86	\$44.61
Grand Forks, ND-MN MetroSA		ANNUAL:	\$60,680	\$40,960	\$50,510	\$50,510	\$66,250	\$99,380
Employment: 90		HOURLY:	\$29.17	\$19.69	\$24.29	\$24.29	\$31.85	\$47.78
West ND Nonmetro Area		ANNUAL:	\$58,030	\$37,440	\$42,020	\$60,320	\$67,860	\$76,000
Employment: 30		HOURLY:	\$27.90	\$18.00	\$20.20	\$29.00	\$32.62	\$36.54
East ND Nonmetro Area		ANNUAL:	\$55,000	\$29,120	\$37,440	\$67,850	\$67,860	\$74,320
Employment: 10		HOURLY:	\$26.44	\$14.00	\$18.00	\$32.62	\$32.62	\$35.73

'N/A' indicates data or information cannot be released due to reliability, availability, or confidentiality restrictions. Since a portion of substate employment is not attributed to a region, substate areas will NOT add up to statewide totals. Rounding and the absence of suppressed data may also affect additivity.

		WAGE ESTIMATES						
		Average (Mean)	10th Percentile	25th Percentile	50th Percentile (Median)	75th Percentile	90th Percentile	
19-5011 Occupational Health and Safety Specialists								
Alternate Job Title(s): Environmental Health Sanitarian; Health and Safety Inspector; Industrial Hygienist								
Review, evaluate, and analyze work environments and design programs and procedures to control, eliminate, and prevent disease or injury caused by chemical, physical, and biological agents or ergonomic factors. May conduct inspections and enforce adherence to laws and regulations governing the health and safety of individuals. May be employed in the public or private sector.								
North Dakota		ANNUAL:	\$90,390	\$59,090	\$68,890	\$85,490	\$105,440	\$130,300
Employment:	490	HOURLY:	\$43.46	\$28.41	\$33.12	\$41.10	\$50.69	\$62.64
Region 1		ANNUAL:	\$100,100	\$56,150	\$76,250	\$96,810	\$126,160	\$134,950
Employment:	120	HOURLY:	\$48.13	\$26.99	\$36.66	\$46.54	\$60.65	\$64.88
Region 2		ANNUAL:	\$92,300	\$60,320	\$74,630	\$90,140	\$107,670	\$129,830
Employment:	50	HOURLY:	\$44.37	\$29.00	\$35.88	\$43.34	\$51.76	\$62.42
Region 4		ANNUAL:	\$81,920	\$56,850	\$68,230	\$72,130	\$97,440	\$112,840
Employment:	40	HOURLY:	\$39.39	\$27.33	\$32.80	\$34.68	\$46.85	\$54.25
Region 5		ANNUAL:	\$83,250	\$57,030	\$65,600	\$79,460	\$93,240	\$120,000
Employment:	120	HOURLY:	\$40.02	\$27.42	\$31.54	\$38.20	\$44.83	\$57.69
Region 6		ANNUAL:	\$82,630	\$61,080	\$73,410	\$78,100	\$83,670	\$109,080
Employment:	20	HOURLY:	\$39.73	\$29.36	\$35.29	\$37.55	\$40.23	\$52.44
Region 7		ANNUAL:	\$89,700	\$59,550	\$69,450	\$85,490	\$103,940	\$123,730
Employment:	80	HOURLY:	\$43.12	\$28.63	\$33.39	\$41.10	\$49.97	\$59.48
Region 8		ANNUAL:	\$95,540	\$60,250	\$76,930	\$93,640	\$112,370	\$134,690
Employment:	40	HOURLY:	\$45.93	\$28.96	\$36.98	\$45.02	\$54.02	\$64.76
Bismarck, ND MetroSA		ANNUAL:	\$87,230	\$59,550	\$68,620	\$84,940	\$103,940	\$118,780
Employment:	60	HOURLY:	\$41.94	\$28.63	\$32.99	\$40.84	\$49.97	\$57.11
Fargo, ND-MN MetroSA		ANNUAL:	\$83,250	\$57,030	\$65,610	\$80,450	\$93,990	\$115,860
Employment:	110	HOURLY:	\$40.02	\$27.42	\$31.54	\$38.68	\$45.19	\$55.70
Grand Forks, ND-MN MetroSA		ANNUAL:	\$81,310	\$58,830	\$67,790	\$72,130	\$91,100	\$112,820
Employment:	50	HOURLY:	\$39.09	\$28.28	\$32.59	\$34.68	\$43.80	\$54.24
West ND Nonmetro Area		ANNUAL:	\$97,440	\$60,320	\$76,250	\$95,930	\$121,530	\$132,610
Employment:	230	HOURLY:	\$46.85	\$29.00	\$36.66	\$46.12	\$58.43	\$63.75
East ND Nonmetro Area		ANNUAL:	\$85,770	\$61,080	\$73,380	\$81,620	\$93,560	\$132,600
Employment:	50	HOURLY:	\$41.24	\$29.36	\$35.28	\$39.24	\$44.98	\$63.75

'N/A' indicates data or information cannot be released due to reliability, availability, or confidentiality restrictions. Since a portion of substate employment is not attributed to a region, substate areas will NOT add up to statewide totals. Rounding and the absence of suppressed data may also affect additivity.

			WAGE ESTIMATES					
			Average (Mean)	10th Percentile	25th Percentile	50th Percentile (Median)	75th Percentile	90th Percentile
19-5012 Occupational Health and Safety Technicians								
Alternate Job Title(s): Construction Health and Safety Technician; Ergonomics Technician; Occupational Health and Safety Technologist (OHST)								
Collect data on work environments for analysis by occupational health and safety specialists. Implement and conduct evaluation of programs designed to limit chemical, physical, biological, and ergonomic risks to workers.								
North Dakota		ANNUAL:	\$68,930	\$39,360	\$51,950	\$65,680	\$83,130	\$106,600
Employment:	150	HOURLY:	\$33.14	\$18.92	\$24.97	\$31.58	\$39.96	\$51.25
Region 1		ANNUAL:	\$73,370	\$39,360	\$39,360	\$66,630	\$98,000	\$121,770
Employment:	60	HOURLY:	\$35.27	\$18.92	\$18.92	\$32.03	\$47.11	\$58.54
Region 5		ANNUAL:	\$59,140	\$42,290	\$51,990	\$60,300	\$66,030	\$74,770
Employment:	40	HOURLY:	\$28.43	\$20.33	\$24.99	\$28.99	\$31.74	\$35.95
Region 7		ANNUAL:	\$58,890	\$30,480	\$44,760	\$65,190	\$66,300	\$82,150
Employment:	10	HOURLY:	\$28.31	\$14.65	\$21.52	\$31.34	\$31.88	\$39.49
Region 8		ANNUAL:	\$75,570	\$45,920	\$57,590	\$68,970	\$98,000	\$121,140
Employment:	20	HOURLY:	\$36.33	\$22.08	\$27.69	\$33.16	\$47.12	\$58.24
Bismarck, ND MetroSA		ANNUAL:	\$58,890	\$30,480	\$44,760	\$65,190	\$66,300	\$82,150
Employment:	10	HOURLY:	\$28.31	\$14.65	\$21.52	\$31.34	\$31.88	\$39.49
Fargo, ND-MN MetroSA		ANNUAL:	\$58,220	\$42,290	\$49,480	\$52,920	\$65,960	\$76,540
Employment:	30	HOURLY:	\$27.99	\$20.33	\$23.79	\$25.44	\$31.71	\$36.80
West ND Nonmetro Area		ANNUAL:	\$74,350	\$39,360	\$53,700	\$68,960	\$92,960	\$121,140
Employment:	90	HOURLY:	\$35.74	\$18.92	\$25.82	\$33.15	\$44.69	\$58.24
East ND Nonmetro Area		ANNUAL:	\$60,250	\$47,720	\$51,150	\$59,540	\$66,030	\$81,460
Employment:	20	HOURLY:	\$28.97	\$22.94	\$24.59	\$28.63	\$31.74	\$39.16

'N/A' indicates data or information cannot be released due to reliability, availability, or confidentiality restrictions. Since a portion of substate employment is not attributed to a region, substate areas will NOT add up to statewide totals. Rounding and the absence of suppressed data may also affect additivity.

		WAGE ESTIMATES						
		Average (Mean)	10th Percentile	25th Percentile	50th Percentile (Median)	75th Percentile	90th Percentile	
21-0000 Community and Social Service Occupations								
Alternate Job Title(s): N/A								
North Dakota		ANNUAL:	\$58,830	\$37,630	\$47,540	\$58,590	\$66,520	\$79,570
Employment:	5,400	HOURLY:	\$28.29	\$18.09	\$22.86	\$28.17	\$31.98	\$38.26
Region 1		ANNUAL:	\$63,630	\$40,620	\$49,260	\$62,490	\$75,360	\$84,290
Employment:	260	HOURLY:	\$30.59	\$19.53	\$23.68	\$30.04	\$36.23	\$40.53
Region 2		ANNUAL:	\$59,510	\$38,960	\$48,920	\$59,260	\$68,010	\$83,290
Employment:	500	HOURLY:	\$28.61	\$18.73	\$23.52	\$28.49	\$32.70	\$40.05
Region 3		ANNUAL:	\$55,870	\$33,840	\$40,340	\$54,000	\$63,010	\$81,390
Employment:	360	HOURLY:	\$26.86	\$16.27	\$19.39	\$25.96	\$30.29	\$39.13
Region 4		ANNUAL:	\$56,840	\$38,360	\$47,240	\$56,600	\$64,590	\$74,970
Employment:	690	HOURLY:	\$27.32	\$18.44	\$22.71	\$27.21	\$31.05	\$36.04
Region 5		ANNUAL:	\$58,970	\$36,400	\$46,800	\$57,290	\$66,550	\$79,910
Employment:	1,640	HOURLY:	\$28.35	\$17.50	\$22.50	\$27.54	\$31.99	\$38.42
Region 6		ANNUAL:	\$57,510	\$41,600	\$50,170	\$58,640	\$62,620	\$72,220
Employment:	280	HOURLY:	\$27.65	\$20.00	\$24.12	\$28.19	\$30.11	\$34.72
Region 7		ANNUAL:	\$59,420	\$38,210	\$48,510	\$60,000	\$67,890	\$79,210
Employment:	1,430	HOURLY:	\$28.57	\$18.37	\$23.32	\$28.85	\$32.64	\$38.08
Region 8		ANNUAL:	\$59,620	\$40,310	\$47,690	\$59,310	\$66,290	\$81,950
Employment:	230	HOURLY:	\$28.66	\$19.38	\$22.93	\$28.51	\$31.87	\$39.40
Bismarck, ND MetroSA		ANNUAL:	\$59,700	\$38,390	\$48,770	\$60,520	\$67,880	\$79,560
Employment:	1,370	HOURLY:	\$28.70	\$18.46	\$23.45	\$29.10	\$32.64	\$38.25
Fargo, ND-MN MetroSA		ANNUAL:	\$58,090	\$36,990	\$46,490	\$55,220	\$66,350	\$81,540
Employment:	2,240	HOURLY:	\$27.93	\$17.79	\$22.35	\$26.55	\$31.90	\$39.20
Grand Forks, ND-MN MetroSA		ANNUAL:	\$56,540	\$38,460	\$46,360	\$54,690	\$65,190	\$75,690
Employment:	940	HOURLY:	\$27.18	\$18.49	\$22.29	\$26.29	\$31.34	\$36.39
West ND Nonmetro Area		ANNUAL:	\$60,190	\$39,020	\$48,470	\$59,530	\$68,890	\$83,290
Employment:	1,060	HOURLY:	\$28.94	\$18.76	\$23.31	\$28.62	\$33.12	\$40.05
East ND Nonmetro Area		ANNUAL:	\$56,520	\$37,770	\$46,470	\$57,430	\$63,010	\$75,620
Employment:	830	HOURLY:	\$27.17	\$18.16	\$22.34	\$27.61	\$30.29	\$36.35

'N/A' indicates data or information cannot be released due to reliability, availability, or confidentiality restrictions. Since a portion of substate employment is not attributed to a region, substate areas will NOT add up to statewide totals. Rounding and the absence of suppressed data may also affect additivity.

			WAGE ESTIMATES					
			Average (Mean)	10th Percentile	25th Percentile	50th Percentile (Median)	75th Percentile	90th Percentile
21-1012 Educational, Guidance, and Career Counselors and Advisors								
Alternate Job Title(s): Admissions Counselor; Career Counselor; Guidance Counselor; Student Services Counselor								
Advise and assist students and provide educational and vocational guidance services.								
North Dakota		ANNUAL:	\$59,540	\$43,560	\$50,460	\$59,470	\$65,200	\$79,910
Employment:	730	HOURLY:	\$28.62	\$20.94	\$24.26	\$28.59	\$31.34	\$38.42
Region 1		ANNUAL:	\$67,580	\$51,530	\$59,320	\$75,360	\$75,360	\$80,440
Employment:	20	HOURLY:	\$32.49	\$24.77	\$28.52	\$36.23	\$36.23	\$38.67
Region 2		ANNUAL:	\$62,530	\$40,320	\$48,920	\$59,470	\$76,000	\$84,880
Employment:	80	HOURLY:	\$30.06	\$19.39	\$23.52	\$28.59	\$36.54	\$40.81
Region 3		ANNUAL:	\$64,210	\$48,690	\$51,140	\$59,370	\$73,290	\$81,390
Employment:	30	HOURLY:	\$30.87	\$23.41	\$24.59	\$28.54	\$35.23	\$39.13
Region 4		ANNUAL:	\$56,500	\$48,800	\$50,460	\$53,520	\$60,850	\$65,190
Employment:	150	HOURLY:	\$27.16	\$23.46	\$24.26	\$25.73	\$29.26	\$31.34
Region 5		ANNUAL:	\$57,860	\$45,450	\$50,260	\$59,390	\$66,550	\$66,550
Employment:	180	HOURLY:	\$27.82	\$21.85	\$24.16	\$28.55	\$31.99	\$31.99
Region 6		ANNUAL:	\$55,700	\$39,120	\$46,470	\$52,940	\$60,590	\$75,620
Employment:	60	HOURLY:	\$26.78	\$18.81	\$22.34	\$25.45	\$29.13	\$36.35
Region 7		ANNUAL:	\$61,510	\$41,550	\$49,200	\$64,060	\$64,860	\$85,140
Employment:	160	HOURLY:	\$29.57	\$19.98	\$23.65	\$30.80	\$31.18	\$40.93
Region 8		ANNUAL:	\$62,490	\$40,310	\$49,610	\$63,370	\$79,080	\$79,080
Employment:	30	HOURLY:	\$30.04	\$19.38	\$23.85	\$30.47	\$38.02	\$38.02
Bismarck, ND MetroSA		ANNUAL:	\$61,680	\$41,550	\$49,200	\$64,060	\$65,200	\$85,130
Employment:	150	HOURLY:	\$29.65	\$19.98	\$23.65	\$30.80	\$31.34	\$40.93
Fargo, ND-MN MetroSA		ANNUAL:	\$57,510	\$45,450	\$47,430	\$57,780	\$66,550	\$66,550
Employment:	210	HOURLY:	\$27.65	\$21.85	\$22.80	\$27.78	\$32.00	\$32.00
Grand Forks, ND-MN MetroSA		ANNUAL:	\$55,430	\$44,170	\$50,460	\$52,520	\$60,850	\$65,190
Employment:	170	HOURLY:	\$26.65	\$21.24	\$24.26	\$25.25	\$29.26	\$31.34
West ND Nonmetro Area		ANNUAL:	\$63,070	\$40,320	\$51,150	\$62,960	\$75,360	\$84,880
Employment:	150	HOURLY:	\$30.32	\$19.39	\$24.59	\$30.27	\$36.23	\$40.81
East ND Nonmetro Area		ANNUAL:	\$59,010	\$43,560	\$48,800	\$58,520	\$61,640	\$79,600
Employment:	140	HOURLY:	\$28.37	\$20.94	\$23.46	\$28.14	\$29.63	\$38.27

21-1013 Marriage and Family Therapists**Alternate Job Title(s):** Child and Family Counselor; Couples Therapist; Marriage Counselor

Diagnose and treat mental and emotional disorders, whether cognitive, affective, or behavioral, within the context of marriage and family systems. Apply psychotherapeutic and family systems theories and techniques in the delivery of services to individuals, couples, and families for the purpose of treating such diagnosed nervous and mental disorders. Excludes Psychologists (19-3031 through 19-3039) and Social Workers (21-1020).

North Dakota		ANNUAL:	\$63,990	\$36,130	\$49,180	\$62,170	\$73,470	\$101,020
Employment:	60	HOURLY:	\$30.77	\$17.37	\$23.64	\$29.89	\$35.32	\$48.57
Fargo, ND-MN MetroSA		ANNUAL:	\$66,480	\$47,500	\$61,040	\$61,040	\$75,170	\$86,120
Employment:	70	HOURLY:	\$31.96	\$22.84	\$29.35	\$29.35	\$36.14	\$41.40
Grand Forks, ND-MN MetroSA		ANNUAL:	\$65,140	\$48,580	\$53,890	\$63,100	\$78,150	\$78,260
Employment:	20	HOURLY:	\$31.32	\$23.36	\$25.91	\$30.34	\$37.57	\$37.63

'N/A' indicates data or information cannot be released due to reliability, availability, or confidentiality restrictions. Since a portion of substate employment is not attributed to a region, substate areas will NOT add up to statewide totals. Rounding and the absence of suppressed data may also affect additivity.

			WAGE ESTIMATES					
			Average (Mean)	10th Percentile	25th Percentile	50th Percentile (Median)	75th Percentile	90th Percentile
21-1015 Rehabilitation Counselors								
Alternate Job Title(s): Psychosocial Rehabilitation Counselor; Veterans Rehabilitation Counselor; Vocational Rehabilitation Job Coach								
Counsel individuals to maximize the independence and employability of persons coping with personal, social, and vocational difficulties that result from birth defects, illness, disease, accidents, aging, or the stress of daily life. Coordinate activities for residents of care and treatment facilities. Assess client needs and design and implement rehabilitation programs that may include personal and vocational counseling, training, and job placement. Excludes Occupational Therapists (29-1122).								
North Dakota		ANNUAL:	\$57,730	\$49,550	\$53,980	\$56,780	\$61,880	\$67,100
Employment:	190	HOURLY:	\$27.76	\$23.82	\$25.95	\$27.30	\$29.75	\$32.26
Region 2		ANNUAL:	\$57,120	\$49,550	\$54,810	\$57,220	\$58,720	\$63,120
Employment:	20	HOURLY:	\$27.46	\$23.82	\$26.35	\$27.51	\$28.23	\$30.35
Region 3		ANNUAL:	\$55,220	\$41,730	\$48,780	\$48,780	\$58,860	\$83,070
Employment:	20	HOURLY:	\$26.55	\$20.06	\$23.45	\$23.45	\$28.30	\$39.94
Region 5		ANNUAL:	\$55,840	\$49,060	\$52,980	\$55,080	\$58,660	\$67,100
Employment:	40	HOURLY:	\$26.85	\$23.58	\$25.47	\$26.48	\$28.20	\$32.26
Region 6		ANNUAL:	\$58,200	\$55,040	\$55,580	\$57,140	\$61,190	\$63,290
Employment:	10	HOURLY:	\$27.98	\$26.46	\$26.72	\$27.47	\$29.42	\$30.43
Region 7		ANNUAL:	\$59,870	\$52,620	\$54,930	\$58,280	\$64,320	\$67,810
Employment:	70	HOURLY:	\$28.79	\$25.30	\$26.41	\$28.02	\$30.93	\$32.60
Bismarck, ND MetroSA		ANNUAL:	\$60,210	\$53,160	\$55,220	\$59,040	\$64,580	\$67,870
Employment:	70	HOURLY:	\$28.95	\$25.56	\$26.55	\$28.39	\$31.05	\$32.63
Fargo, ND-MN MetroSA		ANNUAL:	\$54,870	\$37,030	\$48,270	\$55,080	\$58,360	\$67,100
Employment:	60	HOURLY:	\$26.38	\$17.80	\$23.21	\$26.48	\$28.06	\$32.26
Grand Forks, ND-MN MetroSA		ANNUAL:	\$54,030	\$46,190	\$47,770	\$53,310	\$59,550	\$67,970
Employment:	40	HOURLY:	\$25.98	\$22.21	\$22.97	\$25.63	\$28.63	\$32.68
West ND Nonmetro Area		ANNUAL:	\$55,890	\$48,780	\$54,640	\$56,180	\$58,720	\$60,940
Employment:	40	HOURLY:	\$26.87	\$23.45	\$26.27	\$27.01	\$28.23	\$29.30
East ND Nonmetro Area		ANNUAL:	\$57,900	\$48,780	\$54,080	\$57,140	\$62,490	\$68,700
Employment:	40	HOURLY:	\$27.84	\$23.45	\$26.00	\$27.47	\$30.05	\$33.03

'N/A' indicates data or information cannot be released due to reliability, availability, or confidentiality restrictions. Since a portion of substate employment is not attributed to a region, substate areas will NOT add up to statewide totals. Rounding and the absence of suppressed data may also affect additivity.

			WAGE ESTIMATES					
			Average (Mean)	10th Percentile	25th Percentile	50th Percentile (Median)	75th Percentile	90th Percentile
21-1018 Substance Abuse, Behavioral Disorder, and Mental Health Counselors								
Alternate Job Title(s): Addiction Counselor; Alcohol and Drug Counselor; Chemical Dependency Counselor; Licensed Clinical Mental Health Counselor (LCMHC); Licensed Mental Health Counselor (LMHC)								
Counsel and advise individuals, families, or groups with substance abuse problems, behavioral disorders, or a broad range of mental health issues in order to promote optimum mental and emotional health. Counsel with an emphasis on prevention. Excludes Social Workers (21-1021 through 21-1029), Psychologists (19-3031 through 19-3039), and Psychiatrists (29-1223) providing these services.								
North Dakota		ANNUAL:	\$66,200	\$37,770	\$57,350	\$61,240	\$73,760	\$82,680
Employment:	920	HOURLY:	\$31.83	\$18.16	\$27.57	\$29.44	\$35.46	\$39.75
Region 1		ANNUAL:	\$70,250	\$39,680	\$59,020	\$61,520	\$75,220	\$83,490
Employment:	30	HOURLY:	\$33.77	\$19.08	\$28.37	\$29.57	\$36.16	\$40.14
Region 2		ANNUAL:	\$62,890	\$36,210	\$59,300	\$62,170	\$68,040	\$81,450
Employment:	60	HOURLY:	\$30.23	\$17.41	\$28.51	\$29.89	\$32.71	\$39.16
Region 3		ANNUAL:	\$54,120	\$24,990	\$37,780	\$51,190	\$61,230	\$80,200
Employment:	80	HOURLY:	\$26.02	\$12.01	\$18.16	\$24.61	\$29.44	\$38.56
Region 4		ANNUAL:	\$63,750	\$37,770	\$57,350	\$61,230	\$70,140	\$81,350
Employment:	70	HOURLY:	\$30.65	\$18.16	\$27.57	\$29.44	\$33.72	\$39.11
Region 5		ANNUAL:	\$69,730	\$37,630	\$51,730	\$61,120	\$74,620	\$88,680
Employment:	340	HOURLY:	\$33.52	\$18.09	\$24.87	\$29.39	\$35.88	\$42.64
Region 6		ANNUAL:	\$63,770	\$50,690	\$58,610	\$61,090	\$68,960	\$77,760
Employment:	40	HOURLY:	\$30.66	\$24.37	\$28.18	\$29.37	\$33.15	\$37.38
Region 7		ANNUAL:	\$66,800	\$52,300	\$58,550	\$62,070	\$73,900	\$82,810
Employment:	270	HOURLY:	\$32.12	\$25.15	\$28.15	\$29.84	\$35.53	\$39.81
Region 8		ANNUAL:	\$66,270	\$53,500	\$60,110	\$62,690	\$69,390	\$81,950
Employment:	20	HOURLY:	\$31.86	\$25.72	\$28.90	\$30.14	\$33.36	\$39.40
Bismarck, ND MetroSA		ANNUAL:	\$67,100	\$52,300	\$58,740	\$62,110	\$73,900	\$82,810
Employment:	270	HOURLY:	\$32.26	\$25.15	\$28.24	\$29.86	\$35.53	\$39.81
Fargo, ND-MN MetroSA		ANNUAL:	\$65,500	\$43,360	\$48,200	\$59,480	\$73,010	\$84,300
Employment:	440	HOURLY:	\$31.49	\$20.84	\$23.18	\$28.59	\$35.10	\$40.53
Grand Forks, ND-MN MetroSA		ANNUAL:	\$59,260	\$43,910	\$52,020	\$57,680	\$62,710	\$74,970
Employment:	110	HOURLY:	\$28.49	\$21.11	\$25.01	\$27.73	\$30.15	\$36.04
West ND Nonmetro Area		ANNUAL:	\$65,150	\$39,960	\$59,020	\$61,520	\$69,390	\$81,950
Employment:	120	HOURLY:	\$31.32	\$19.21	\$28.37	\$29.58	\$33.36	\$39.40
East ND Nonmetro Area		ANNUAL:	\$57,400	\$34,630	\$47,170	\$59,470	\$64,600	\$79,330
Employment:	140	HOURLY:	\$27.60	\$16.65	\$22.68	\$28.59	\$31.06	\$38.14

21-1019 Counselors, All Other**Alternate Job Title(s):** Anger Control Counselor; Grief Counselor; Sexual Assault Counselor

All counselors not listed separately.

North Dakota		ANNUAL:	\$72,170	\$56,160	\$63,650	\$71,840	\$76,340	\$82,040
Employment:	100	HOURLY:	\$34.70	\$27.00	\$30.60	\$34.54	\$36.70	\$39.44
Region 5		ANNUAL:	\$70,270	\$54,060	\$57,280	\$69,200	\$78,080	\$82,040
Employment:	20	HOURLY:	\$33.78	\$25.99	\$27.54	\$33.27	\$37.54	\$39.44
Fargo, ND-MN MetroSA		ANNUAL:	\$68,550	\$54,060	\$57,280	\$69,200	\$77,960	\$82,040
Employment:	30	HOURLY:	\$32.96	\$25.99	\$27.54	\$33.27	\$37.48	\$39.44

'N/A' indicates data or information cannot be released due to reliability, availability, or confidentiality restrictions. Since a portion of substate employment is not attributed to a region, substate areas will NOT add up to statewide totals. Rounding and the absence of suppressed data may also affect additivity.

			WAGE ESTIMATES					
			Average (Mean)	10th Percentile	25th Percentile	50th Percentile (Median)	75th Percentile	90th Percentile
21-1021 Child, Family, and School Social Workers								
Alternate Job Title(s): Certified Children, Youth, and Family Social Worker; Child Abuse Worker; Foster Care Worker								
Provide social services and assistance to improve the social and psychological functioning of children and their families and to maximize the family well-being and the academic functioning of children. May assist parents, arrange adoptions, and find foster homes for abandoned or abused children. In schools, they address such problems as teenage pregnancy, misbehavior, and truancy. May also advise teachers.								
North Dakota		ANNUAL:	\$62,510	\$44,050	\$51,830	\$62,160	\$67,880	\$79,210
Employment:	820	HOURLY:	\$30.05	\$21.18	\$24.92	\$29.89	\$32.64	\$38.08
Region 1		ANNUAL:	\$71,810	\$49,260	\$62,490	\$66,530	\$77,850	\$95,850
Employment:	70	HOURLY:	\$34.52	\$23.68	\$30.04	\$31.99	\$37.43	\$46.08
Region 2		ANNUAL:	\$62,880	\$47,600	\$51,450	\$62,160	\$68,900	\$83,290
Employment:	110	HOURLY:	\$30.23	\$22.89	\$24.74	\$29.89	\$33.12	\$40.05
Region 3		ANNUAL:	\$61,740	\$33,560	\$49,470	\$61,550	\$63,010	\$100,550
Employment:	70	HOURLY:	\$29.68	\$16.13	\$23.78	\$29.59	\$30.29	\$48.34
Region 4		ANNUAL:	\$62,150	\$44,050	\$54,070	\$63,450	\$66,520	\$74,210
Employment:	110	HOURLY:	\$29.88	\$21.18	\$25.99	\$30.50	\$31.98	\$35.68
Region 5		ANNUAL:	\$58,000	\$40,190	\$48,310	\$60,560	\$62,780	\$77,640
Employment:	170	HOURLY:	\$27.88	\$19.32	\$23.23	\$29.12	\$30.18	\$37.33
Region 6		ANNUAL:	\$60,930	\$46,990	\$55,850	\$60,670	\$61,870	\$72,220
Employment:	50	HOURLY:	\$29.29	\$22.59	\$26.85	\$29.17	\$29.74	\$34.72
Region 7		ANNUAL:	\$61,860	\$43,290	\$58,640	\$63,520	\$67,890	\$76,070
Employment:	180	HOURLY:	\$29.74	\$20.81	\$28.19	\$30.54	\$32.64	\$36.57
Region 8		ANNUAL:	\$70,320	\$47,690	\$58,640	\$62,190	\$77,840	\$111,320
Employment:	50	HOURLY:	\$33.81	\$22.93	\$28.19	\$29.90	\$37.42	\$53.52
Bismarck, ND MetroSA		ANNUAL:	\$61,770	\$43,290	\$59,550	\$63,520	\$67,880	\$74,860
Employment:	170	HOURLY:	\$29.70	\$20.81	\$28.63	\$30.54	\$32.64	\$35.99
Fargo, ND-MN MetroSA		ANNUAL:	\$58,210	\$44,260	\$48,310	\$60,450	\$63,080	\$77,640
Employment:	240	HOURLY:	\$27.99	\$21.28	\$23.23	\$29.06	\$30.33	\$37.33
Grand Forks, ND-MN MetroSA		ANNUAL:	\$63,540	\$46,130	\$54,690	\$66,520	\$67,760	\$77,970
Employment:	170	HOURLY:	\$30.55	\$22.18	\$26.29	\$31.98	\$32.58	\$37.49
West ND Nonmetro Area		ANNUAL:	\$67,150	\$48,470	\$56,680	\$62,690	\$77,450	\$88,500
Employment:	230	HOURLY:	\$32.29	\$23.31	\$27.25	\$30.14	\$37.23	\$42.55
East ND Nonmetro Area		ANNUAL:	\$61,280	\$41,740	\$50,670	\$61,320	\$63,010	\$82,260
Employment:	140	HOURLY:	\$29.46	\$20.07	\$24.36	\$29.48	\$30.29	\$39.55

'N/A' indicates data or information cannot be released due to reliability, availability, or confidentiality restrictions. Since a portion of substate employment is not attributed to a region, substate areas will NOT add up to statewide totals. Rounding and the absence of suppressed data may also affect additivity.

		WAGE ESTIMATES						
		Average (Mean)	10th Percentile	25th Percentile	50th Percentile (Median)	75th Percentile	90th Percentile	
21-1022 Healthcare Social Workers								
Alternate Job Title(s): Hospice Social Worker; Oncology Social Worker; Public Health Social Worker								
Provide individuals, families, and groups with the psychosocial support needed to cope with chronic, acute, or terminal illnesses. Services include advising family caregivers. Provide patients with information and counseling, and make referrals for other services. May also provide case and care management or interventions designed to promote health, prevent disease, and address barriers to access to healthcare.								
North Dakota		ANNUAL:	\$60,540	\$44,930	\$51,050	\$63,750	\$66,350	\$73,800
Employment:	300	HOURLY:	\$29.11	\$21.60	\$24.54	\$30.65	\$31.90	\$35.48
Region 2		ANNUAL:	\$59,240	\$38,500	\$49,200	\$62,990	\$63,970	\$74,710
Employment:	20	HOURLY:	\$28.48	\$18.51	\$23.65	\$30.28	\$30.75	\$35.92
Region 4		ANNUAL:	\$60,230	\$46,680	\$57,840	\$61,970	\$64,590	\$73,800
Employment:	40	HOURLY:	\$28.95	\$22.44	\$27.81	\$29.79	\$31.05	\$35.48
Region 5		ANNUAL:	\$61,090	\$41,940	\$49,280	\$66,240	\$66,350	\$77,050
Employment:	130	HOURLY:	\$29.37	\$20.16	\$23.69	\$31.85	\$31.90	\$37.04
Region 6		ANNUAL:	\$59,810	\$44,730	\$58,150	\$59,090	\$66,630	\$69,280
Employment:	20	HOURLY:	\$28.75	\$21.51	\$27.95	\$28.41	\$32.04	\$33.31
Region 7		ANNUAL:	\$61,460	\$47,300	\$51,050	\$64,740	\$66,770	\$70,920
Employment:	60	HOURLY:	\$29.55	\$22.74	\$24.54	\$31.12	\$32.10	\$34.10
Bismarck, ND MetroSA		ANNUAL:	\$62,300	\$51,050	\$51,050	\$64,740	\$66,770	\$70,920
Employment:	50	HOURLY:	\$29.95	\$24.54	\$24.54	\$31.12	\$32.10	\$34.10
Fargo, ND-MN MetroSA		ANNUAL:	\$61,470	\$41,880	\$49,280	\$66,240	\$66,350	\$77,050
Employment:	130	HOURLY:	\$29.55	\$20.14	\$23.69	\$31.85	\$31.90	\$37.04
Grand Forks, ND-MN MetroSA		ANNUAL:	\$60,180	\$46,680	\$50,670	\$63,200	\$64,580	\$70,500
Employment:	50	HOURLY:	\$28.94	\$22.44	\$24.36	\$30.39	\$31.05	\$33.90
West ND Nonmetro Area		ANNUAL:	\$58,660	\$44,360	\$49,250	\$60,900	\$63,970	\$69,210
Employment:	50	HOURLY:	\$28.20	\$21.33	\$23.68	\$29.28	\$30.75	\$33.27
East ND Nonmetro Area		ANNUAL:	\$57,260	\$44,630	\$50,180	\$58,820	\$62,500	\$69,270
Employment:	50	HOURLY:	\$27.53	\$21.46	\$24.13	\$28.28	\$30.05	\$33.31

'N/A' indicates data or information cannot be released due to reliability, availability, or confidentiality restrictions. Since a portion of substate employment is not attributed to a region, substate areas will NOT add up to statewide totals. Rounding and the absence of suppressed data may also affect additivity.

		WAGE ESTIMATES						
		Average (Mean)	10th Percentile	25th Percentile	50th Percentile (Median)	75th Percentile	90th Percentile	
21-1023 Mental Health and Substance Abuse Social Workers								
Alternate Job Title(s): Community Mental Health Social Worker; Drug Abuse Social Worker; Psychiatric Social Worker								
Assess and treat individuals with mental, emotional, or substance abuse problems, including abuse of alcohol, tobacco, and/or other drugs. Activities may include individual and group therapy, crisis intervention, case management, client advocacy, prevention, and education.								
North Dakota		ANNUAL:	\$58,510	\$44,590	\$50,400	\$55,850	\$59,990	\$78,140
Employment:	260	HOURLY:	\$28.13	\$21.44	\$24.23	\$26.85	\$28.84	\$37.57
Region 1		ANNUAL:	\$65,540	\$40,620	\$48,150	\$59,940	\$69,990	\$99,690
Employment:	10	HOURLY:	\$31.51	\$19.53	\$23.15	\$28.82	\$33.65	\$47.93
Region 2		ANNUAL:	\$61,610	\$40,710	\$46,790	\$56,260	\$71,770	\$89,980
Employment:	40	HOURLY:	\$29.62	\$19.57	\$22.49	\$27.05	\$34.50	\$43.26
Region 3		ANNUAL:	\$62,520	\$46,780	\$54,000	\$56,220	\$74,880	\$89,980
Employment:	10	HOURLY:	\$30.06	\$22.49	\$25.96	\$27.03	\$36.00	\$43.26
Region 4		ANNUAL:	\$58,660	\$45,470	\$51,900	\$57,350	\$59,590	\$70,970
Employment:	40	HOURLY:	\$28.20	\$21.86	\$24.95	\$27.57	\$28.65	\$34.12
Region 5		ANNUAL:	\$56,720	\$34,970	\$48,060	\$55,220	\$58,990	\$73,990
Employment:	90	HOURLY:	\$27.27	\$16.81	\$23.11	\$26.55	\$28.36	\$35.57
Region 7		ANNUAL:	\$57,470	\$46,240	\$52,980	\$55,660	\$59,360	\$69,890
Employment:	60	HOURLY:	\$27.63	\$22.23	\$25.47	\$26.76	\$28.54	\$33.60
Bismarck, ND MetroSA		ANNUAL:	\$57,470	\$46,230	\$52,980	\$55,660	\$59,360	\$69,890
Employment:	60	HOURLY:	\$27.63	\$22.23	\$25.47	\$26.76	\$28.54	\$33.60
Fargo, ND-MN MetroSA		ANNUAL:	\$57,300	\$39,820	\$48,560	\$55,820	\$60,180	\$76,610
Employment:	130	HOURLY:	\$27.55	\$19.14	\$23.35	\$26.84	\$28.93	\$36.83
Grand Forks, ND-MN MetroSA		ANNUAL:	\$59,550	\$45,460	\$52,230	\$57,800	\$66,400	\$66,770
Employment:	40	HOURLY:	\$28.63	\$21.86	\$25.11	\$27.79	\$31.93	\$32.10
West ND Nonmetro Area		ANNUAL:	\$62,040	\$40,620	\$47,700	\$57,640	\$65,530	\$89,980
Employment:	60	HOURLY:	\$29.83	\$19.53	\$22.93	\$27.71	\$31.51	\$43.26
East ND Nonmetro Area		ANNUAL:	\$59,960	\$50,400	\$53,960	\$56,350	\$60,130	\$74,880
Employment:	30	HOURLY:	\$28.83	\$24.23	\$25.94	\$27.09	\$28.91	\$36.00

'N/A' indicates data or information cannot be released due to reliability, availability, or confidentiality restrictions. Since a portion of substate employment is not attributed to a region, substate areas will NOT add up to statewide totals. Rounding and the absence of suppressed data may also affect additivity.

		WAGE ESTIMATES						
		Average (Mean)	10th Percentile	25th Percentile	50th Percentile (Median)	75th Percentile	90th Percentile	
21-1029 Social Workers, All Other								
Alternate Job Title(s): Adult Protective Service Social Worker; Criminal Justice Social Worker; Forensic Social Worker; Sexual Assault Social Worker								
All social workers not listed separately.								
North Dakota		ANNUAL:	\$70,050	\$45,230	\$56,590	\$71,900	\$85,220	\$93,870
Employment:	150	HOURLY:	\$33.68	\$21.75	\$27.21	\$34.57	\$40.97	\$45.13
Region 2		ANNUAL:	\$71,830	\$50,180	\$57,120	\$71,890	\$88,340	\$91,100
Employment:	20	HOURLY:	\$34.53	\$24.12	\$27.46	\$34.56	\$42.47	\$43.80
Region 4		ANNUAL:	\$56,790	\$31,330	\$31,330	\$31,330	\$85,220	\$88,340
Employment:	10	HOURLY:	\$27.30	\$15.06	\$15.06	\$15.06	\$40.97	\$42.47
Region 5		ANNUAL:	\$77,270	\$57,120	\$69,100	\$78,310	\$88,340	\$96,620
Employment:	70	HOURLY:	\$37.15	\$27.46	\$33.22	\$37.65	\$42.47	\$46.45
Region 7		ANNUAL:	\$57,830	\$31,710	\$45,230	\$56,590	\$71,410	\$81,410
Employment:	30	HOURLY:	\$27.80	\$15.25	\$21.75	\$27.21	\$34.33	\$39.14
Bismarck, ND MetroSA		ANNUAL:	\$58,370	\$31,710	\$49,210	\$56,590	\$71,410	\$81,410
Employment:	30	HOURLY:	\$28.06	\$15.25	\$23.66	\$27.21	\$34.33	\$39.14
Fargo, ND-MN MetroSA		ANNUAL:	\$76,570	\$57,120	\$66,230	\$81,540	\$82,830	\$91,100
Employment:	150	HOURLY:	\$36.81	\$27.46	\$31.84	\$39.20	\$39.82	\$43.80
Grand Forks, ND-MN MetroSA		ANNUAL:	\$60,250	\$31,330	\$31,330	\$60,540	\$82,830	\$88,340
Employment:	20	HOURLY:	\$28.97	\$15.06	\$15.06	\$29.10	\$39.82	\$42.47
West ND Nonmetro Area		ANNUAL:	\$67,970	\$45,760	\$50,180	\$64,730	\$85,570	\$91,100
Employment:	30	HOURLY:	\$32.68	\$22.00	\$24.12	\$31.12	\$41.14	\$43.80
East ND Nonmetro Area		ANNUAL:	\$70,190	\$45,760	\$55,720	\$66,600	\$84,700	\$96,620
Employment:	10	HOURLY:	\$33.74	\$22.00	\$26.79	\$32.02	\$40.72	\$46.45

'N/A' indicates data or information cannot be released due to reliability, availability, or confidentiality restrictions. Since a portion of substate employment is not attributed to a region, substate areas will NOT add up to statewide totals. Rounding and the absence of suppressed data may also affect additivity.

			WAGE ESTIMATES					
			Average (Mean)	10th Percentile	25th Percentile	50th Percentile (Median)	75th Percentile	90th Percentile
21-1091 Health Education Specialists								
Alternate Job Title(s): Community Health Education Coordinator; Diabetes Educator; Public Health Educator								
Provide and manage health education programs that help individuals, families, and their communities maximize and maintain healthy lifestyles. Use data to identify community needs prior to planning, implementing, monitoring, and evaluating programs designed to encourage healthy lifestyles, policies, and environments. May link health systems, health providers, insurers, and patients to address individual and population health needs. May serve as resource to assist individuals, other health professionals, or the community, and may administer fiscal resources for health education programs. Excludes Community Health Workers (21-1094).								
North Dakota		ANNUAL:	\$62,240	\$46,260	\$52,070	\$63,690	\$71,040	\$80,270
Employment:	130	HOURLY:	\$29.93	\$22.24	\$25.03	\$30.62	\$34.15	\$38.59
Region 3		ANNUAL:	\$64,180	\$52,070	\$63,690	\$63,860	\$67,830	\$82,270
Employment:	20	HOURLY:	\$30.86	\$25.03	\$30.62	\$30.70	\$32.61	\$39.55
Region 5		ANNUAL:	\$62,280	\$46,070	\$50,160	\$57,690	\$73,750	\$83,860
Employment:	60	HOURLY:	\$29.94	\$22.15	\$24.11	\$27.73	\$35.46	\$40.32
Region 6		ANNUAL:	\$61,100	\$52,070	\$52,070	\$63,690	\$64,080	\$72,480
Employment:	10	HOURLY:	\$29.37	\$25.03	\$25.03	\$30.62	\$30.81	\$34.85
Region 7		ANNUAL:	\$61,960	\$46,700	\$52,070	\$64,080	\$71,010	\$78,820
Employment:	20	HOURLY:	\$29.79	\$22.45	\$25.03	\$30.81	\$34.14	\$37.89
Bismarck, ND MetroSA		ANNUAL:	\$62,420	\$46,700	\$53,260	\$67,080	\$71,010	\$72,610
Employment:	20	HOURLY:	\$30.01	\$22.45	\$25.61	\$32.25	\$34.14	\$34.91
Fargo, ND-MN MetroSA		ANNUAL:	\$61,220	\$45,650	\$47,570	\$57,480	\$78,040	\$83,860
Employment:	60	HOURLY:	\$29.43	\$21.95	\$22.87	\$27.63	\$37.52	\$40.32
West ND Nonmetro Area		ANNUAL:	\$60,820	\$46,260	\$52,070	\$58,670	\$67,210	\$79,630
Employment:	20	HOURLY:	\$29.24	\$22.24	\$25.03	\$28.21	\$32.31	\$38.29
East ND Nonmetro Area		ANNUAL:	\$62,910	\$52,070	\$55,160	\$63,690	\$67,830	\$72,480
Employment:	40	HOURLY:	\$30.25	\$25.03	\$26.52	\$30.62	\$32.61	\$34.85

21-1092 Probation Officers and Correctional Treatment Specialists**Alternate Job Title(s):** Juvenile Probation Officer; Parole Agent; Parole Officer

Provide social services to assist in rehabilitation of law offenders in custody or on probation or parole. Make recommendations for actions involving formulation of rehabilitation plan and treatment of offender, including conditional release and education and employment stipulations.

North Dakota		ANNUAL:	\$61,680	\$50,900	\$55,870	\$61,190	\$65,250	\$74,260
Employment:	180	HOURLY:	\$29.65	\$24.47	\$26.86	\$29.42	\$31.37	\$35.70
Region 4		ANNUAL:	\$58,340	\$44,050	\$56,660	\$59,900	\$65,000	\$65,960
Employment:	10	HOURLY:	\$28.05	\$21.18	\$27.24	\$28.80	\$31.25	\$31.71
Region 7		ANNUAL:	\$63,440	\$52,620	\$58,640	\$61,420	\$66,910	\$77,920
Employment:	100	HOURLY:	\$30.50	\$25.30	\$28.19	\$29.53	\$32.17	\$37.46
Bismarck, ND MetroSA		ANNUAL:	\$63,440	\$52,620	\$58,640	\$61,420	\$66,910	\$77,920
Employment:	100	HOURLY:	\$30.50	\$25.30	\$28.19	\$29.53	\$32.17	\$37.46
Fargo, ND-MN MetroSA		ANNUAL:	\$64,630	\$50,590	\$57,350	\$61,440	\$71,680	\$79,830
Employment:	60	HOURLY:	\$31.07	\$24.32	\$27.57	\$29.54	\$34.46	\$38.38
Grand Forks, ND-MN MetroSA		ANNUAL:	\$64,210	\$51,610	\$57,350	\$58,720	\$77,040	\$77,040
Employment:	30	HOURLY:	\$30.87	\$24.81	\$27.57	\$28.23	\$37.04	\$37.04
West ND Nonmetro Area		ANNUAL:	\$58,080	\$42,520	\$55,080	\$58,070	\$61,690	\$69,470
Employment:	20	HOURLY:	\$27.92	\$20.44	\$26.48	\$27.92	\$29.66	\$33.40

'N/A' indicates data or information cannot be released due to reliability, availability, or confidentiality restrictions. Since a portion of substate employment is not attributed to a region, substate areas will NOT add up to statewide totals. Rounding and the absence of suppressed data may also affect additivity.

		WAGE ESTIMATES						
		Average (Mean)	10th Percentile	25th Percentile	50th Percentile (Median)	75th Percentile	90th Percentile	
21-1093 Social and Human Service Assistants								
Alternate Job Title(s): Case Work Aide; Family Service Assistant; Human Services Worker								
Assist other social and human service providers in providing client services in a wide variety of fields, such as psychology, rehabilitation, or social work, including support for families. May assist clients in identifying and obtaining available benefits and social and community services. May assist social workers with developing, organizing, and conducting programs to prevent and resolve problems relevant to substance abuse, human relationships, rehabilitation, or dependent care. Excludes Rehabilitation Counselors (21-1015), Psychiatric Technicians (29-2053), Personal Care Aides (31-1122), and Eligibility Interviewers, Government Programs (43-4061).								
North Dakota		ANNUAL:	\$46,240	\$33,070	\$36,710	\$45,460	\$52,000	\$63,960
Employment:	1,100	HOURLY:	\$22.23	\$15.90	\$17.65	\$21.86	\$25.00	\$30.75
Region 1		ANNUAL:	\$53,340	\$34,600	\$42,400	\$46,890	\$67,620	\$84,290
Employment:	80	HOURLY:	\$25.64	\$16.63	\$20.38	\$22.54	\$32.51	\$40.53
Region 2		ANNUAL:	\$46,390	\$34,600	\$36,650	\$45,100	\$51,520	\$63,790
Employment:	90	HOURLY:	\$22.30	\$16.64	\$17.62	\$21.68	\$24.77	\$30.67
Region 3		ANNUAL:	\$42,980	\$31,240	\$35,200	\$38,800	\$49,980	\$62,290
Employment:	50	HOURLY:	\$20.67	\$15.02	\$16.92	\$18.65	\$24.03	\$29.95
Region 4		ANNUAL:	\$43,500	\$32,580	\$33,780	\$40,460	\$48,800	\$61,170
Employment:	140	HOURLY:	\$20.91	\$15.67	\$16.24	\$19.45	\$23.46	\$29.41
Region 5		ANNUAL:	\$46,430	\$34,460	\$36,420	\$46,110	\$49,700	\$61,000
Employment:	360	HOURLY:	\$22.32	\$16.57	\$17.51	\$22.17	\$23.89	\$29.32
Region 6		ANNUAL:	\$44,650	\$35,050	\$37,370	\$42,660	\$52,210	\$59,590
Employment:	30	HOURLY:	\$21.47	\$16.85	\$17.97	\$20.51	\$25.10	\$28.65
Region 7		ANNUAL:	\$45,590	\$32,430	\$36,210	\$45,760	\$49,660	\$63,650
Employment:	290	HOURLY:	\$21.92	\$15.59	\$17.41	\$22.00	\$23.87	\$30.60
Region 8		ANNUAL:	\$47,820	\$33,070	\$39,020	\$48,410	\$58,240	\$62,290
Employment:	60	HOURLY:	\$22.99	\$15.90	\$18.76	\$23.27	\$28.00	\$29.95
Bismarck, ND MetroSA		ANNUAL:	\$45,450	\$32,430	\$35,340	\$45,760	\$48,770	\$62,760
Employment:	270	HOURLY:	\$21.85	\$15.59	\$16.99	\$22.00	\$23.45	\$30.18
Fargo, ND-MN MetroSA		ANNUAL:	\$45,520	\$34,460	\$38,020	\$46,110	\$49,300	\$59,810
Employment:	490	HOURLY:	\$21.89	\$16.57	\$18.28	\$22.17	\$23.70	\$28.76
Grand Forks, ND-MN MetroSA		ANNUAL:	\$44,040	\$32,580	\$36,610	\$44,510	\$48,800	\$57,940
Employment:	160	HOURLY:	\$21.17	\$15.67	\$17.60	\$21.40	\$23.46	\$27.86
West ND Nonmetro Area		ANNUAL:	\$49,100	\$33,700	\$37,990	\$46,890	\$58,310	\$67,860
Employment:	250	HOURLY:	\$23.60	\$16.20	\$18.27	\$22.54	\$28.03	\$32.63
East ND Nonmetro Area		ANNUAL:	\$45,340	\$31,240	\$37,190	\$40,880	\$52,610	\$61,880
Employment:	140	HOURLY:	\$21.80	\$15.02	\$17.88	\$19.65	\$25.29	\$29.75

'N/A' indicates data or information cannot be released due to reliability, availability, or confidentiality restrictions. Since a portion of substate employment is not attributed to a region, substate areas will NOT add up to statewide totals. Rounding and the absence of suppressed data may also affect additivity.

			WAGE ESTIMATES					
			Average (Mean)	10th Percentile	25th Percentile	50th Percentile (Median)	75th Percentile	90th Percentile
21-1094 Community Health Workers								
Alternate Job Title(s): Lay Health Advocate; Peer Health Promoter; Promotor(a)								
Promote health within a community by assisting individuals to adopt healthy behaviors. Serve as an advocate for the health needs of individuals by assisting community residents in effectively communicating with healthcare providers or social service agencies. Act as liaison or advocate and implement programs that promote, maintain, and improve individual and overall community health. May deliver health-related preventive services such as blood pressure, glaucoma, and hearing screenings. May collect data to help identify community health needs. Excludes Health Education Specialists (21-1091).								
North Dakota		ANNUAL:	\$55,650	\$40,340	\$44,430	\$52,360	\$66,560	\$80,260
Employment:	90	HOURLY:	\$26.75	\$19.39	\$21.36	\$25.17	\$32.00	\$38.59
Region 4		ANNUAL:	\$60,110	\$44,430	\$50,310	\$50,310	\$80,260	\$80,260
Employment:	30	HOURLY:	\$28.90	\$21.36	\$24.19	\$24.19	\$38.58	\$38.58
Region 5		ANNUAL:	\$56,950	\$44,650	\$48,060	\$55,160	\$63,780	\$74,220
Employment:	10	HOURLY:	\$27.38	\$21.46	\$23.10	\$26.52	\$30.66	\$35.68
Fargo, ND-MN MetroSA		ANNUAL:	\$53,020	\$36,060	\$44,650	\$48,060	\$63,780	\$68,860
Employment:	20	HOURLY:	\$25.49	\$17.34	\$21.47	\$23.10	\$30.66	\$33.11
Grand Forks, ND-MN MetroSA		ANNUAL:	\$56,000	\$39,570	\$44,430	\$50,310	\$72,990	\$80,260
Employment:	30	HOURLY:	\$26.92	\$19.03	\$21.36	\$24.19	\$35.09	\$38.59

'N/A' indicates data or information cannot be released due to reliability, availability, or confidentiality restrictions. Since a portion of substate employment is not attributed to a region, substate areas will NOT add up to statewide totals. Rounding and the absence of suppressed data may also affect additivity.

			WAGE ESTIMATES					
			Average (Mean)	10th Percentile	25th Percentile	50th Percentile (Median)	75th Percentile	90th Percentile
21-1099 Community and Social Service Specialists, All Other								
Alternate Job Title(s): Community Organization Worker; Veterans Service Officer								
All community and social service specialists not listed separately.								
North Dakota		ANNUAL:	\$60,120	\$31,820	\$45,690	\$55,120	\$84,990	\$86,710
Employment:	210	HOURLY:	\$28.90	\$15.30	\$21.97	\$26.50	\$40.86	\$41.69
Region 1		ANNUAL:	\$68,770	\$43,790	\$51,190	\$66,150	\$87,040	\$96,110
Employment:	10	HOURLY:	\$33.06	\$21.05	\$24.61	\$31.80	\$41.85	\$46.21
Region 2		ANNUAL:	\$68,010	\$47,510	\$53,460	\$67,640	\$86,710	\$87,040
Employment:	10	HOURLY:	\$32.70	\$22.84	\$25.70	\$32.52	\$41.69	\$41.85
Region 3		ANNUAL:	\$55,180	\$32,200	\$47,940	\$47,970	\$61,720	\$87,040
Employment:	10	HOURLY:	\$26.53	\$15.48	\$23.05	\$23.06	\$29.67	\$41.85
Region 4		ANNUAL:	\$68,260	\$45,450	\$50,170	\$83,040	\$84,990	\$84,990
Employment:	20	HOURLY:	\$32.82	\$21.85	\$24.12	\$39.92	\$40.86	\$40.86
Region 5		ANNUAL:	\$53,900	\$30,270	\$30,270	\$49,820	\$77,630	\$86,690
Employment:	60	HOURLY:	\$25.91	\$14.55	\$14.55	\$23.95	\$37.32	\$41.68
Region 6		ANNUAL:	\$56,460	\$47,760	\$47,960	\$56,470	\$61,700	\$67,230
Employment:	10	HOURLY:	\$27.14	\$22.96	\$23.06	\$27.15	\$29.66	\$32.32
Region 7		ANNUAL:	\$62,200	\$42,260	\$43,240	\$54,910	\$86,040	\$86,070
Employment:	70	HOURLY:	\$29.90	\$20.32	\$20.79	\$26.40	\$41.36	\$41.38
Region 8		ANNUAL:	\$61,470	\$43,580	\$47,580	\$60,220	\$87,040	\$87,040
Employment:	10	HOURLY:	\$29.55	\$20.95	\$22.88	\$28.95	\$41.85	\$41.85
Bismarck, ND MetroSA		ANNUAL:	\$63,080	\$42,270	\$43,240	\$59,990	\$86,040	\$86,070
Employment:	60	HOURLY:	\$30.33	\$20.32	\$20.79	\$28.84	\$41.36	\$41.38
Fargo, ND-MN MetroSA		ANNUAL:	\$50,260	\$30,270	\$35,250	\$44,870	\$57,820	\$86,690
Employment:	100	HOURLY:	\$24.16	\$14.55	\$16.95	\$21.57	\$27.80	\$41.68
Grand Forks, ND-MN MetroSA		ANNUAL:	\$57,120	\$34,770	\$43,750	\$50,460	\$83,040	\$84,990
Employment:	30	HOURLY:	\$27.46	\$16.72	\$21.04	\$24.26	\$39.93	\$40.86
West ND Nonmetro Area		ANNUAL:	\$64,050	\$45,800	\$48,120	\$60,120	\$86,710	\$87,040
Employment:	50	HOURLY:	\$30.79	\$22.02	\$23.14	\$28.91	\$41.69	\$41.85
East ND Nonmetro Area		ANNUAL:	\$55,890	\$45,000	\$47,950	\$50,020	\$61,680	\$87,040
Employment:	30	HOURLY:	\$26.87	\$21.64	\$23.06	\$24.05	\$29.66	\$41.85

'N/A' indicates data or information cannot be released due to reliability, availability, or confidentiality restrictions. Since a portion of substate employment is not attributed to a region, substate areas will NOT add up to statewide totals. Rounding and the absence of suppressed data may also affect additivity.

			WAGE ESTIMATES					
			Average (Mean)	10th Percentile	25th Percentile	50th Percentile (Median)	75th Percentile	90th Percentile
21-2011 Clergy								
Alternate Job Title(s): Imam; Priest; Rabbi								
Conduct religious worship and perform other spiritual functions associated with beliefs and practices of religious faith or denomination. Provide spiritual and moral guidance and assistance to members.								
North Dakota		ANNUAL:	\$51,610	\$30,370	\$42,710	\$46,170	\$61,670	\$75,640
Employment:	130	HOURLY:	\$24.81	\$14.60	\$20.53	\$22.20	\$29.65	\$36.36
Region 2		ANNUAL:	\$47,740	\$42,670	\$44,040	\$44,040	\$49,680	\$61,880
Employment:	10	HOURLY:	\$22.95	\$20.52	\$21.17	\$21.17	\$23.88	\$29.75
Region 4		ANNUAL:	\$57,340	\$43,810	\$43,810	\$57,230	\$77,390	\$80,700
Employment:	10	HOURLY:	\$27.57	\$21.06	\$21.06	\$27.51	\$37.21	\$38.80
Region 5		ANNUAL:	\$50,570	\$30,370	\$42,600	\$46,170	\$61,770	\$75,630
Employment:	50	HOURLY:	\$24.31	\$14.60	\$20.48	\$22.20	\$29.70	\$36.36
Region 6		ANNUAL:	\$52,400	\$30,500	\$42,670	\$61,130	\$64,360	\$64,360
Employment:	10	HOURLY:	\$25.19	\$14.66	\$20.51	\$29.39	\$30.94	\$30.94
Region 7		ANNUAL:	\$55,570	\$42,570	\$44,610	\$51,850	\$63,580	\$80,420
Employment:	20	HOURLY:	\$26.72	\$20.47	\$21.45	\$24.93	\$30.57	\$38.66
Bismarck, ND MetroSA		ANNUAL:	\$56,520	\$42,570	\$44,610	\$53,190	\$63,580	\$80,420
Employment:	20	HOURLY:	\$27.17	\$20.47	\$21.45	\$25.57	\$30.57	\$38.66
Fargo, ND-MN MetroSA		ANNUAL:	\$51,390	\$30,370	\$42,600	\$46,170	\$61,970	\$75,640
Employment:	60	HOURLY:	\$24.71	\$14.60	\$20.48	\$22.20	\$29.79	\$36.36
Grand Forks, ND-MN MetroSA		ANNUAL:	\$52,240	\$28,990	\$43,810	\$50,010	\$60,640	\$77,390
Employment:	30	HOURLY:	\$25.11	\$13.94	\$21.06	\$24.05	\$29.16	\$37.21
West ND Nonmetro Area		ANNUAL:	\$47,510	\$42,670	\$43,680	\$45,290	\$49,680	\$61,130
Employment:	20	HOURLY:	\$22.84	\$20.52	\$21.00	\$21.77	\$23.88	\$29.39
East ND Nonmetro Area		ANNUAL:	\$49,740	\$37,390	\$39,570	\$48,870	\$62,620	\$64,360
Employment:	20	HOURLY:	\$23.91	\$17.98	\$19.02	\$23.49	\$30.11	\$30.94

21-2021 Directors, Religious Activities and Education**Alternate Job Title(s):** Religious Education Director; Youth Ministry Director

Coordinate or design programs and conduct outreach to promote the religious education or activities of a denominational group. May provide counseling, guidance, and leadership relative to marital, health, financial, and religious problems.

North Dakota		ANNUAL:	\$62,830	\$46,900	\$51,530	\$62,410	\$66,580	\$93,250
Employment:	20	HOURLY:	\$30.21	\$22.55	\$24.78	\$30.01	\$32.01	\$44.83
Region 5		ANNUAL:	\$62,030	\$44,740	\$51,530	\$62,410	\$70,690	\$91,100
Employment:	N/A	HOURLY:	\$29.82	\$21.51	\$24.78	\$30.01	\$33.98	\$43.80
Fargo, ND-MN MetroSA		ANNUAL:	\$60,810	\$44,740	\$47,510	\$62,410	\$62,410	\$91,100
Employment:	N/A	HOURLY:	\$29.24	\$21.51	\$22.84	\$30.01	\$30.01	\$43.80

'N/A' indicates data or information cannot be released due to reliability, availability, or confidentiality restrictions. Since a portion of substate employment is not attributed to a region, substate areas will NOT add up to statewide totals. Rounding and the absence of suppressed data may also affect additivity.

		WAGE ESTIMATES						
		Average (Mean)	10th Percentile	25th Percentile	50th Percentile (Median)	75th Percentile	90th Percentile	
23-0000 Legal Occupations								
Alternate Job Title(s): N/A								
North Dakota		ANNUAL:	\$95,990	\$45,970	\$56,000	\$80,200	\$106,860	\$169,150
Employment:	2,230	HOURLY:	\$46.15	\$22.10	\$26.92	\$38.56	\$51.37	\$81.32
Region 1		ANNUAL:	\$92,200	\$45,570	\$54,160	\$79,010	\$106,370	\$155,210
Employment:	140	HOURLY:	\$44.33	\$21.91	\$26.04	\$37.98	\$51.14	\$74.62
Region 2		ANNUAL:	\$93,310	\$44,800	\$56,560	\$80,780	\$106,370	\$159,620
Employment:	200	HOURLY:	\$44.86	\$21.54	\$27.19	\$38.84	\$51.14	\$76.74
Region 3		ANNUAL:	\$85,930	\$47,120	\$53,260	\$70,480	\$103,510	\$155,210
Employment:	100	HOURLY:	\$41.31	\$22.65	\$25.60	\$33.89	\$49.77	\$74.62
Region 4		ANNUAL:	\$94,890	\$40,980	\$53,260	\$80,100	\$106,430	\$162,370
Employment:	230	HOURLY:	\$45.62	\$19.70	\$25.60	\$38.51	\$51.17	\$78.06
Region 5		ANNUAL:	\$103,110	\$46,400	\$58,260	\$81,190	\$123,250	\$183,410
Employment:	750	HOURLY:	\$49.57	\$22.31	\$28.01	\$39.03	\$59.25	\$88.18
Region 6		ANNUAL:	\$99,150	\$44,220	\$53,260	\$74,990	\$108,360	\$210,110
Employment:	90	HOURLY:	\$47.67	\$21.26	\$25.60	\$36.05	\$52.10	\$101.02
Region 7		ANNUAL:	\$90,610	\$46,310	\$55,410	\$79,460	\$104,550	\$155,210
Employment:	620	HOURLY:	\$43.56	\$22.26	\$26.64	\$38.20	\$50.27	\$74.62
Region 8		ANNUAL:	\$96,340	\$44,830	\$54,460	\$77,560	\$106,410	\$209,270
Employment:	90	HOURLY:	\$46.32	\$21.55	\$26.18	\$37.29	\$51.16	\$100.61
Bismarck, ND MetroSA		ANNUAL:	\$90,950	\$46,300	\$55,560	\$79,460	\$104,550	\$155,210
Employment:	580	HOURLY:	\$43.73	\$22.26	\$26.71	\$38.20	\$50.27	\$74.62
Fargo, ND-MN MetroSA		ANNUAL:	\$103,600	\$46,400	\$58,540	\$81,760	\$124,480	\$183,410
Employment:	750	HOURLY:	\$49.81	\$22.31	\$28.15	\$39.31	\$59.84	\$88.18
Grand Forks, ND-MN MetroSA		ANNUAL:	\$94,850	\$40,670	\$56,000	\$80,270	\$109,760	\$162,090
Employment:	230	HOURLY:	\$45.60	\$19.55	\$26.92	\$38.59	\$52.77	\$77.93
West ND Nonmetro Area		ANNUAL:	\$92,960	\$44,950	\$54,480	\$80,000	\$106,370	\$162,380
Employment:	460	HOURLY:	\$44.69	\$21.61	\$26.19	\$38.46	\$51.14	\$78.07
East ND Nonmetro Area		ANNUAL:	\$94,210	\$45,970	\$53,260	\$74,220	\$106,490	\$169,270
Employment:	300	HOURLY:	\$45.30	\$22.10	\$25.60	\$35.68	\$51.20	\$81.38

'N/A' indicates data or information cannot be released due to reliability, availability, or confidentiality restrictions. Since a portion of substate employment is not attributed to a region, substate areas will NOT add up to statewide totals. Rounding and the absence of suppressed data may also affect additivity.

		WAGE ESTIMATES						
		Average (Mean)	10th Percentile	25th Percentile	50th Percentile (Median)	75th Percentile	90th Percentile	
23-1011 Lawyers								
Alternate Job Title(s): Attorney; Corporate Counsel; Public Defender								
Represent clients in criminal and civil litigation and other legal proceedings, draw up legal documents, or manage or advise clients on legal transactions. May specialize in a single area or may practice broadly in many areas of law.								
North Dakota		ANNUAL:	\$128,030	\$78,020	\$81,640	\$105,100	\$141,150	\$210,110
Employment:	1,080	HOURLY:	\$61.55	\$37.51	\$39.25	\$50.53	\$67.86	\$101.02
Region 1		ANNUAL:	\$130,860	\$80,000	\$80,820	\$106,370	\$147,040	N/A
Employment:	60	HOURLY:	\$62.92	\$38.46	\$38.86	\$51.14	\$70.69	N/A
Region 2		ANNUAL:	\$119,460	\$77,680	\$80,940	\$102,080	\$125,310	\$212,820
Employment:	100	HOURLY:	\$57.43	\$37.35	\$38.91	\$49.08	\$60.24	\$102.32
Region 3		ANNUAL:	\$117,670	\$70,880	\$81,000	\$103,510	\$121,820	\$211,500
Employment:	40	HOURLY:	\$56.57	\$34.08	\$38.94	\$49.77	\$58.57	\$101.68
Region 4		ANNUAL:	\$125,170	\$75,430	\$80,660	\$103,860	\$131,940	\$210,110
Employment:	120	HOURLY:	\$60.18	\$36.27	\$38.78	\$49.93	\$63.43	\$101.02
Region 5		ANNUAL:	\$137,030	\$78,930	\$87,920	\$106,570	\$169,270	\$210,110
Employment:	400	HOURLY:	\$65.88	\$37.95	\$42.27	\$51.24	\$81.38	\$101.02
Region 6		ANNUAL:	\$125,800	\$75,080	\$80,990	\$101,660	\$136,710	N/A
Employment:	40	HOURLY:	\$60.48	\$36.10	\$38.94	\$48.88	\$65.72	N/A
Region 7		ANNUAL:	\$119,670	\$77,840	\$81,830	\$103,450	\$126,650	\$180,750
Employment:	290	HOURLY:	\$57.54	\$37.42	\$39.34	\$49.73	\$60.89	\$86.90
Region 8		ANNUAL:	\$134,250	\$80,780	\$81,260	\$106,370	\$166,750	N/A
Employment:	40	HOURLY:	\$64.54	\$38.84	\$39.07	\$51.14	\$80.17	N/A
Bismarck, ND MetroSA		ANNUAL:	\$119,610	\$77,840	\$81,940	\$103,450	\$127,770	\$180,750
Employment:	280	HOURLY:	\$57.51	\$37.42	\$39.39	\$49.73	\$61.43	\$86.90
Fargo, ND-MN MetroSA		ANNUAL:	\$136,580	\$79,550	\$89,430	\$106,570	\$167,320	\$205,100
Employment:	400	HOURLY:	\$65.66	\$38.25	\$43.00	\$51.24	\$80.44	\$98.60
Grand Forks, ND-MN MetroSA		ANNUAL:	\$122,600	\$78,020	\$80,650	\$103,860	\$132,540	\$199,640
Employment:	120	HOURLY:	\$58.94	\$37.51	\$38.77	\$49.93	\$63.72	\$95.98
West ND Nonmetro Area		ANNUAL:	\$125,270	\$80,000	\$80,940	\$105,240	\$135,580	N/A
Employment:	210	HOURLY:	\$60.22	\$38.46	\$38.91	\$50.60	\$65.18	N/A
East ND Nonmetro Area		ANNUAL:	\$128,800	\$74,990	\$81,140	\$106,490	\$140,840	\$213,190
Employment:	120	HOURLY:	\$61.93	\$36.05	\$39.01	\$51.20	\$67.71	\$102.50

23-1012 Judicial Law Clerks**Alternate Job Title(s):** Judicial Clerk

Assist judges in court or by conducting research or preparing legal documents. Excludes Lawyers (23-1011) and Paralegals and Legal Assistants (23-2011).

North Dakota		ANNUAL:	\$83,730	\$69,040	\$72,780	\$86,050	\$91,250	\$101,190
Employment:	70	HOURLY:	\$40.26	\$33.19	\$34.99	\$41.37	\$43.87	\$48.65
West ND Nonmetro Area		ANNUAL:	\$87,520	\$71,780	\$79,440	\$87,510	\$96,200	\$101,190
Employment:	20	HOURLY:	\$42.08	\$34.51	\$38.19	\$42.07	\$46.25	\$48.65
East ND Nonmetro Area		ANNUAL:	\$80,870	\$41,600	\$74,610	\$85,180	\$91,250	\$100,150
Employment:	20	HOURLY:	\$38.88	\$20.00	\$35.87	\$40.95	\$43.87	\$48.15

'N/A' indicates data or information cannot be released due to reliability, availability, or confidentiality restrictions. Since a portion of substate employment is not attributed to a region, substate areas will NOT add up to statewide totals. Rounding and the absence of suppressed data may also affect additivity.

		WAGE ESTIMATES					
		Average (Mean)	10th Percentile	25th Percentile	50th Percentile (Median)	75th Percentile	90th Percentile

23-1021 Administrative Law Judges, Adjudicators, and Hearing Officers

Alternate Job Title(s): Appeals Examiner; Justice of The Peace; Traffic Court Referee

Conduct hearings to recommend or make decisions on claims concerning government programs or other government-related matters. Determine liability, sanctions, or penalties, or recommend the acceptance or rejection of claims or settlements. Excludes Arbitrators, Mediators, and Conciliators (23-1022).

North Dakota		ANNUAL:	\$111,850	\$60,510	\$82,800	\$112,790	\$124,180	\$186,850
Employment:	20	HOURLY:	\$53.77	\$29.09	\$39.81	\$54.23	\$59.70	\$89.83
Region 5		ANNUAL:	\$135,120	\$93,930	\$108,330	\$119,540	\$186,850	\$195,000
Employment:	10	HOURLY:	\$64.96	\$45.16	\$52.08	\$57.47	\$89.83	\$93.75
Fargo, ND-MN MetroSA		ANNUAL:	\$135,780	\$93,930	\$108,330	\$122,820	\$186,850	\$195,000
Employment:	10	HOURLY:	\$65.28	\$45.16	\$52.08	\$59.05	\$89.83	\$93.75

23-1022 Arbitrators, Mediators, and Conciliators

Alternate Job Title(s): Alternative Dispute Resolution Coordinator; Mediation Commissioner; Ombudsman

Facilitate negotiation and conflict resolution through dialogue. Resolve conflicts outside of the court system by mutual consent of parties involved.

North Dakota		ANNUAL:	\$51,730	\$46,610	\$46,620	\$48,450	\$50,600	\$70,650
Employment:	40	HOURLY:	\$24.87	\$22.41	\$22.41	\$23.30	\$24.33	\$33.97

23-1023 Judges, Magistrate Judges, and Magistrates

Alternate Job Title(s): Circuit Court Judge; Justice; Tribal Judge

Arbitrate, advise, adjudicate, or administer justice in a court of law. May sentence defendant in criminal cases according to government statutes or sentencing guidelines. May determine liability of defendant in civil cases. May perform wedding ceremonies.

North Dakota		ANNUAL:	\$133,090	\$46,470	\$65,030	\$155,210	\$155,210	\$169,150
Employment:	100	HOURLY:	\$63.98	\$22.34	\$31.26	\$74.62	\$74.62	\$81.32
Region 2		ANNUAL:	\$132,850	\$46,390	\$148,370	\$155,210	\$155,210	\$159,620
Employment:	10	HOURLY:	\$63.87	\$22.30	\$71.33	\$74.62	\$74.62	\$76.74
Region 4		ANNUAL:	\$132,970	\$47,590	\$147,970	\$155,210	\$155,210	\$159,620
Employment:	10	HOURLY:	\$63.93	\$22.88	\$71.14	\$74.62	\$74.62	\$76.74
Region 5		ANNUAL:	\$127,280	\$46,010	\$60,100	\$155,210	\$155,210	\$159,620
Employment:	20	HOURLY:	\$61.19	\$22.12	\$28.89	\$74.62	\$74.62	\$76.74
Region 6		ANNUAL:	\$161,560	\$33,750	\$59,120	\$155,210	\$159,620	N/A
Employment:	10	HOURLY:	\$77.67	\$16.22	\$28.42	\$74.62	\$76.74	N/A
Region 7		ANNUAL:	\$144,990	\$57,540	\$155,210	\$155,210	\$169,150	\$173,930
Employment:	20	HOURLY:	\$69.71	\$27.66	\$74.62	\$74.62	\$81.32	\$83.62
Region 8		ANNUAL:	\$98,670	\$29,640	\$46,680	\$62,890	\$155,210	\$159,620
Employment:	10	HOURLY:	\$47.44	\$14.25	\$22.44	\$30.23	\$74.62	\$76.74
Bismarck, ND MetroSA		ANNUAL:	\$155,360	\$155,210	\$155,210	\$155,210	\$169,150	\$173,930
Employment:	20	HOURLY:	\$74.69	\$74.62	\$74.62	\$74.62	\$81.32	\$83.62
Fargo, ND-MN MetroSA		ANNUAL:	\$132,430	\$33,050	\$151,740	\$155,210	\$159,620	\$162,990
Employment:	20	HOURLY:	\$63.67	\$15.89	\$72.95	\$74.62	\$76.74	\$78.36
West ND Nonmetro Area		ANNUAL:	\$115,300	\$39,420	\$47,580	\$155,210	\$155,210	\$159,620
Employment:	30	HOURLY:	\$55.43	\$18.95	\$22.88	\$74.62	\$74.62	\$76.74
East ND Nonmetro Area		ANNUAL:	N/A	N/A	N/A	N/A	N/A	N/A
Employment:	30	HOURLY:	N/A	N/A	N/A	N/A	N/A	N/A

'N/A' indicates data or information cannot be released due to reliability, availability, or confidentiality restrictions. Since a portion of substate employment is not attributed to a region, substate areas will NOT add up to statewide totals. Rounding and the absence of suppressed data may also affect additivity.

		WAGE ESTIMATES						
		Average (Mean)	10th Percentile	25th Percentile	50th Percentile (Median)	75th Percentile	90th Percentile	
23-2011 Paralegals and Legal Assistants								
Alternate Job Title(s): Legal Aide								
Assist lawyers by investigating facts, preparing legal documents, or researching legal precedent. Conduct research to support a legal proceeding, to formulate a defense, or to initiate legal action. Excludes Legal Secretaries and Administrative Assistants (43-6012).								
North Dakota		ANNUAL:	\$55,940	\$40,260	\$46,400	\$54,490	\$60,360	\$73,680
Employment:	690	HOURLY:	\$26.89	\$19.36	\$22.31	\$26.20	\$29.02	\$35.42
Region 1		ANNUAL:	\$55,020	\$44,630	\$45,930	\$56,510	\$58,730	\$71,310
Employment:	40	HOURLY:	\$26.45	\$21.46	\$22.08	\$27.17	\$28.24	\$34.28
Region 2		ANNUAL:	\$53,390	\$43,220	\$45,040	\$51,490	\$58,730	\$70,920
Employment:	50	HOURLY:	\$25.67	\$20.78	\$21.66	\$24.75	\$28.24	\$34.09
Region 3		ANNUAL:	\$54,240	\$46,570	\$47,910	\$54,540	\$58,780	\$64,730
Employment:	30	HOURLY:	\$26.07	\$22.39	\$23.03	\$26.22	\$28.26	\$31.12
Region 4		ANNUAL:	\$53,080	\$36,180	\$40,980	\$49,720	\$58,780	\$71,590
Employment:	70	HOURLY:	\$25.52	\$17.39	\$19.70	\$23.90	\$28.26	\$34.42
Region 5		ANNUAL:	\$58,940	\$41,800	\$46,920	\$57,410	\$71,350	\$77,780
Employment:	230	HOURLY:	\$28.34	\$20.10	\$22.56	\$27.60	\$34.30	\$37.40
Region 6		ANNUAL:	\$52,670	\$42,850	\$47,120	\$53,260	\$58,480	\$58,800
Employment:	20	HOURLY:	\$25.32	\$20.60	\$22.65	\$25.60	\$28.12	\$28.27
Region 7		ANNUAL:	\$55,130	\$39,110	\$46,310	\$53,600	\$61,050	\$72,740
Employment:	220	HOURLY:	\$26.50	\$18.80	\$22.26	\$25.77	\$29.35	\$34.97
Region 8		ANNUAL:	\$54,270	\$42,520	\$44,630	\$53,260	\$58,780	\$71,310
Employment:	20	HOURLY:	\$26.09	\$20.44	\$21.46	\$25.60	\$28.26	\$34.28
Bismarck, ND MetroSA		ANNUAL:	\$54,980	\$39,110	\$46,300	\$52,290	\$61,050	\$71,240
Employment:	210	HOURLY:	\$26.43	\$18.80	\$22.26	\$25.14	\$29.35	\$34.25
Fargo, ND-MN MetroSA		ANNUAL:	\$59,500	\$41,800	\$46,920	\$58,200	\$71,760	\$77,780
Employment:	230	HOURLY:	\$28.61	\$20.10	\$22.56	\$27.98	\$34.50	\$37.40
Grand Forks, ND-MN MetroSA		ANNUAL:	\$51,900	\$36,180	\$40,260	\$49,320	\$58,960	\$70,270
Employment:	70	HOURLY:	\$24.95	\$17.39	\$19.36	\$23.71	\$28.34	\$33.78
West ND Nonmetro Area		ANNUAL:	\$54,450	\$43,220	\$45,570	\$53,250	\$58,740	\$71,310
Employment:	130	HOURLY:	\$26.18	\$20.78	\$21.91	\$25.60	\$28.24	\$34.29
East ND Nonmetro Area		ANNUAL:	\$54,580	\$45,110	\$47,650	\$54,180	\$58,780	\$59,360
Employment:	90	HOURLY:	\$26.24	\$21.69	\$22.91	\$26.05	\$28.26	\$28.54

'N/A' indicates data or information cannot be released due to reliability, availability, or confidentiality restrictions. Since a portion of substate employment is not attributed to a region, substate areas will NOT add up to statewide totals. Rounding and the absence of suppressed data may also affect additivity.

		WAGE ESTIMATES						
		Average (Mean)	10th Percentile	25th Percentile	50th Percentile (Median)	75th Percentile	90th Percentile	
23-2093 Title Examiners, Abstractors, and Searchers								
Alternate Job Title(s): Escrow Officer; Lien Searcher; Title Officer								
Search real estate records, examine titles, or summarize pertinent legal or insurance documents or details for a variety of purposes. May compile lists of mortgages, contracts, and other instruments pertaining to titles by searching public and private records for law firms, real estate agencies, or title insurance companies. Excludes Loan Officers (13-2072).								
North Dakota		ANNUAL:	\$62,190	\$40,300	\$45,120	\$58,510	\$68,930	\$89,100
Employment:	180	HOURLY:	\$29.90	\$19.37	\$21.69	\$28.13	\$33.14	\$42.84
Region 1		ANNUAL:	\$64,340	\$40,030	\$45,970	\$57,180	\$66,880	\$99,850
Employment:	20	HOURLY:	\$30.93	\$19.24	\$22.10	\$27.49	\$32.15	\$48.00
Region 2		ANNUAL:	\$65,590	\$39,800	\$43,010	\$58,630	\$72,180	\$97,440
Employment:	20	HOURLY:	\$31.53	\$19.14	\$20.68	\$28.19	\$34.70	\$46.85
Region 4		ANNUAL:	\$68,020	\$40,670	\$47,830	\$64,640	\$79,310	\$88,140
Employment:	10	HOURLY:	\$32.70	\$19.55	\$23.00	\$31.08	\$38.13	\$42.37
Region 5		ANNUAL:	\$53,700	\$41,210	\$41,280	\$49,020	\$63,210	\$70,300
Employment:	50	HOURLY:	\$25.82	\$19.81	\$19.85	\$23.56	\$30.39	\$33.80
Region 7		ANNUAL:	\$64,710	\$40,040	\$40,900	\$63,230	\$69,330	\$101,080
Employment:	40	HOURLY:	\$31.11	\$19.25	\$19.66	\$30.40	\$33.33	\$48.60
Region 8		ANNUAL:	\$71,090	\$45,120	\$51,840	\$62,400	\$74,240	\$89,200
Employment:	20	HOURLY:	\$34.18	\$21.69	\$24.92	\$30.00	\$35.69	\$42.89
Bismarck, ND MetroSA		ANNUAL:	\$66,110	\$40,040	\$40,300	\$62,120	\$69,330	\$101,080
Employment:	30	HOURLY:	\$31.78	\$19.25	\$19.37	\$29.86	\$33.33	\$48.60
Fargo, ND-MN MetroSA		ANNUAL:	\$53,130	\$41,210	\$41,280	\$49,020	\$62,690	\$69,610
Employment:	40	HOURLY:	\$25.54	\$19.81	\$19.85	\$23.57	\$30.14	\$33.47
West ND Nonmetro Area		ANNUAL:	\$65,930	\$40,390	\$45,970	\$58,630	\$70,560	\$97,440
Employment:	70	HOURLY:	\$31.70	\$19.42	\$22.10	\$28.19	\$33.93	\$46.85
East ND Nonmetro Area		ANNUAL:	\$60,630	\$44,870	\$45,970	\$63,490	\$69,910	\$70,480
Employment:	30	HOURLY:	\$29.15	\$21.57	\$22.10	\$30.52	\$33.61	\$33.89

23-2099 Legal Support Workers, All Other

Alternate Job Title(s): Legal Technician

All legal support workers not listed separately.

North Dakota		ANNUAL:	\$48,640	\$31,200	\$31,200	\$46,700	\$56,560	\$81,120
Employment:	50	HOURLY:	\$23.39	\$15.00	\$15.00	\$22.45	\$27.19	\$39.00
Region 5		ANNUAL:	\$50,300	\$31,200	\$32,990	\$54,800	\$55,160	\$81,120
Employment:	20	HOURLY:	\$24.18	\$15.00	\$15.86	\$26.34	\$26.52	\$39.00
Fargo, ND-MN MetroSA		ANNUAL:	\$54,470	\$32,990	\$42,020	\$54,800	\$60,320	\$81,120
Employment:	20	HOURLY:	\$26.19	\$15.86	\$20.20	\$26.34	\$29.00	\$39.00

'N/A' indicates data or information cannot be released due to reliability, availability, or confidentiality restrictions. Since a portion of substate employment is not attributed to a region, substate areas will NOT add up to statewide totals. Rounding and the absence of suppressed data may also affect additivity.

		WAGE ESTIMATES					
		Average (Mean)	10th Percentile	25th Percentile	50th Percentile (Median)	75th Percentile	90th Percentile
25-0000 Educational Instruction and Library Occupations							
Alternate Job Title(s): N/A							
North Dakota Employment: 24,210	ANNUAL:	\$57,560	\$33,730	\$40,130	\$51,290	\$64,680	\$82,370
	HOURLY:	\$27.67	\$16.22	\$19.30	\$24.66	\$31.10	\$39.60
Region 1 Employment: 1,500	ANNUAL:	\$54,310	\$36,380	\$39,730	\$50,740	\$63,540	\$73,670
	HOURLY:	\$26.11	\$17.49	\$19.10	\$24.39	\$30.55	\$35.42
Region 2 Employment: 3,020	ANNUAL:	\$56,980	\$36,210	\$46,230	\$51,230	\$64,980	\$82,140
	HOURLY:	\$27.39	\$17.41	\$22.23	\$24.63	\$31.24	\$39.49
Region 3 Employment: 1,600	ANNUAL:	\$52,970	\$32,120	\$41,140	\$50,570	\$62,230	\$67,660
	HOURLY:	\$25.47	\$15.44	\$19.78	\$24.31	\$29.92	\$32.53
Region 4 Employment: 3,500	ANNUAL:	\$62,050	\$33,520	\$37,510	\$50,580	\$72,020	\$103,250
	HOURLY:	\$29.83	\$16.12	\$18.03	\$24.32	\$34.63	\$49.64
Region 5 Employment: 6,750	ANNUAL:	\$61,130	\$33,530	\$39,900	\$51,750	\$68,510	\$100,500
	HOURLY:	\$29.39	\$16.12	\$19.18	\$24.88	\$32.94	\$48.32
Region 6 Employment: 1,850	ANNUAL:	\$51,680	\$30,350	\$37,240	\$49,510	\$61,030	\$76,000
	HOURLY:	\$24.85	\$14.59	\$17.91	\$23.80	\$29.34	\$36.54
Region 7 Employment: 4,640	ANNUAL:	\$55,560	\$36,970	\$40,470	\$53,040	\$64,570	\$80,520
	HOURLY:	\$26.71	\$17.77	\$19.46	\$25.50	\$31.04	\$38.71
Region 8 Employment: 1,330	ANNUAL:	\$53,320	\$36,140	\$39,470	\$50,810	\$63,130	\$80,020
	HOURLY:	\$25.63	\$17.38	\$18.97	\$24.43	\$30.35	\$38.47
Bismarck, ND MetroSA Employment: 3,810	ANNUAL:	\$56,530	\$37,680	\$40,520	\$54,010	\$64,660	\$80,520
	HOURLY:	\$27.18	\$18.12	\$19.48	\$25.97	\$31.09	\$38.71
Fargo, ND-MN MetroSA Employment: 7,720	ANNUAL:	\$62,500	\$33,730	\$39,900	\$52,770	\$79,670	\$100,920
	HOURLY:	\$30.05	\$16.22	\$19.18	\$25.37	\$38.30	\$48.52
Grand Forks, ND-MN MetroSA Employment: 4,010	ANNUAL:	\$62,620	\$33,520	\$37,590	\$52,110	\$77,970	\$103,250
	HOURLY:	\$30.10	\$16.12	\$18.07	\$25.05	\$37.49	\$49.64
West ND Nonmetro Area Employment: 6,690	ANNUAL:	\$54,920	\$36,130	\$40,920	\$51,000	\$63,570	\$78,870
	HOURLY:	\$26.40	\$17.37	\$19.67	\$24.52	\$30.56	\$37.92
East ND Nonmetro Area Employment: 5,260	ANNUAL:	\$52,550	\$31,580	\$38,570	\$49,810	\$61,380	\$71,420
	HOURLY:	\$25.27	\$15.18	\$18.54	\$23.95	\$29.51	\$34.34

'N/A' indicates data or information cannot be released due to reliability, availability, or confidentiality restrictions. Since a portion of substate employment is not attributed to a region, substate areas will NOT add up to statewide totals. Rounding and the absence of suppressed data may also affect additivity.

		WAGE ESTIMATES						
		Average (Mean)	10th Percentile	25th Percentile	50th Percentile (Median)	75th Percentile	90th Percentile	
25-1011 Business Teachers, Postsecondary								
Alternate Job Title(s): Accounting Professor; Finance Professor; Marketing Professor								
Teach courses in business administration and management, such as accounting, finance, human resources, labor and industrial relations, marketing, and operations research. Includes both teachers primarily engaged in teaching and those who do a combination of teaching and research.								
North Dakota		ANNUAL:	\$105,570	\$64,940	\$81,730	\$85,630	\$133,560	\$175,250
Employment:	570	HOURLY:	N/A	N/A	N/A	N/A	N/A	N/A
Region 5		ANNUAL:	\$145,320	\$84,040	\$108,870	\$133,560	\$175,250	\$212,300
Employment:	100	HOURLY:	N/A	N/A	N/A	N/A	N/A	N/A
Fargo, ND-MN MetroSA		ANNUAL:	\$139,040	\$80,540	\$108,870	\$133,220	\$175,250	\$212,300
Employment:	130	HOURLY:	N/A	N/A	N/A	N/A	N/A	N/A
Grand Forks, ND-MN MetroSA		ANNUAL:	\$100,030	\$66,670	\$81,730	\$81,730	\$103,250	\$133,700
Employment:	410	HOURLY:	N/A	N/A	N/A	N/A	N/A	N/A
West ND Nonmetro Area		ANNUAL:	\$83,740	\$51,900	\$64,290	\$64,310	\$100,630	\$135,420
Employment:	30	HOURLY:	N/A	N/A	N/A	N/A	N/A	N/A
East ND Nonmetro Area		ANNUAL:	\$75,110	\$54,960	\$64,240	\$64,280	\$78,500	\$104,660
Employment:	30	HOURLY:	N/A	N/A	N/A	N/A	N/A	N/A

25-1021 Computer Science Teachers, Postsecondary**Alternate Job Title(s):** Computer Information Systems Professor; Information Technology Professor; Java Programming Professor

Teach courses in computer science. May specialize in a field of computer science, such as the design and function of computers or operations and research analysis. Includes both teachers primarily engaged in teaching and those who do a combination of teaching and research.

North Dakota		ANNUAL:	\$89,710	\$47,450	\$61,950	\$71,060	\$128,820	\$165,320
Employment:	90	HOURLY:	N/A	N/A	N/A	N/A	N/A	N/A
Region 5		ANNUAL:	\$121,270	\$61,960	\$96,770	\$128,820	\$128,820	\$165,320
Employment:	40	HOURLY:	N/A	N/A	N/A	N/A	N/A	N/A
Region 7		ANNUAL:	\$67,110	\$47,450	\$50,840	\$66,160	\$84,110	\$93,880
Employment:	20	HOURLY:	N/A	N/A	N/A	N/A	N/A	N/A
Bismarck, ND MetroSA		ANNUAL:	\$67,110	\$47,450	\$50,840	\$66,160	\$84,110	\$93,880
Employment:	20	HOURLY:	N/A	N/A	N/A	N/A	N/A	N/A
Fargo, ND-MN MetroSA		ANNUAL:	\$122,700	\$75,830	\$96,770	\$128,820	\$128,820	\$165,320
Employment:	40	HOURLY:	N/A	N/A	N/A	N/A	N/A	N/A
West ND Nonmetro Area		ANNUAL:	\$76,550	\$45,180	\$48,160	\$71,040	\$99,080	\$105,700
Employment:	10	HOURLY:	N/A	N/A	N/A	N/A	N/A	N/A
East ND Nonmetro Area		ANNUAL:	\$64,510	\$47,420	\$53,560	\$62,610	\$64,070	\$85,070
Employment:	30	HOURLY:	N/A	N/A	N/A	N/A	N/A	N/A

'N/A' indicates data or information cannot be released due to reliability, availability, or confidentiality restrictions. Since a portion of substate employment is not attributed to a region, substate areas will NOT add up to statewide totals. Rounding and the absence of suppressed data may also affect additivity.

		WAGE ESTIMATES					
		Average (Mean)	10th Percentile	25th Percentile	50th Percentile (Median)	75th Percentile	90th Percentile

25-1022 Mathematical Science Teachers, Postsecondary

Alternate Job Title(s): Actuarial Science Professor; Calculus Professor; Statistics Professor

Teach courses pertaining to mathematical concepts, statistics, and actuarial science and to the application of original and standardized mathematical techniques in solving specific problems and situations. Includes both teachers primarily engaged in teaching and those who do a combination of teaching and research.

North Dakota		ANNUAL:	\$76,500	\$49,920	\$61,390	\$65,270	\$83,210	\$103,270
Employment:	110	HOURLY:	N/A	N/A	N/A	N/A	N/A	N/A
Region 5		ANNUAL:	\$87,070	\$49,920	\$63,400	\$80,320	\$103,120	\$126,980
Employment:	60	HOURLY:	N/A	N/A	N/A	N/A	N/A	N/A
Region 7		ANNUAL:	\$62,490	\$55,900	\$61,390	\$61,390	\$62,740	\$73,240
Employment:	10	HOURLY:	N/A	N/A	N/A	N/A	N/A	N/A
Bismarck, ND MetroSA		ANNUAL:	\$62,490	\$55,900	\$61,390	\$61,390	\$62,740	\$73,230
Employment:	10	HOURLY:	N/A	N/A	N/A	N/A	N/A	N/A
Fargo, ND-MN MetroSA		ANNUAL:	\$88,600	\$60,300	\$63,400	\$83,020	\$103,120	\$126,980
Employment:	70	HOURLY:	N/A	N/A	N/A	N/A	N/A	N/A
Grand Forks, ND-MN MetroSA		ANNUAL:	\$79,920	\$47,830	\$57,350	\$82,170	\$82,170	\$108,500
Employment:	20	HOURLY:	N/A	N/A	N/A	N/A	N/A	N/A
West ND Nonmetro Area		ANNUAL:	\$69,060	\$48,090	\$50,920	\$65,170	\$81,870	\$91,760
Employment:	20	HOURLY:	N/A	N/A	N/A	N/A	N/A	N/A
East ND Nonmetro Area		ANNUAL:	\$63,650	\$49,920	\$56,280	\$62,650	\$65,570	\$79,760
Employment:	40	HOURLY:	N/A	N/A	N/A	N/A	N/A	N/A

25-1032 Engineering Teachers, Postsecondary

Alternate Job Title(s): Aeronautical Engineering Professor; Civil Engineering Professor; Electrical Engineering Professor; Marine Engineering Professor

Teach courses pertaining to the application of physical laws and principles of engineering for the development of machines, materials, instruments, processes, and services. Includes teachers of subjects such as chemical, civil, electrical, industrial, mechanical, mineral, and petroleum engineering. Includes both teachers primarily engaged in teaching and those who do a combination of teaching and research. Excludes Computer Science Teachers, Postsecondary (25-1021).

North Dakota		ANNUAL:	\$114,870	\$62,990	\$68,510	\$131,530	\$131,530	\$176,240
Employment:	140	HOURLY:	N/A	N/A	N/A	N/A	N/A	N/A
Region 5		ANNUAL:	\$126,050	\$63,000	\$105,450	\$131,530	\$131,530	\$222,420
Employment:	100	HOURLY:	N/A	N/A	N/A	N/A	N/A	N/A
East ND Nonmetro Area		ANNUAL:	\$76,240	\$64,310	\$65,230	\$68,510	\$68,510	\$105,550
Employment:	10	HOURLY:	N/A	N/A	N/A	N/A	N/A	N/A

'N/A' indicates data or information cannot be released due to reliability, availability, or confidentiality restrictions. Since a portion of substate employment is not attributed to a region, substate areas will NOT add up to statewide totals. Rounding and the absence of suppressed data may also affect additivity.

		WAGE ESTIMATES						
		Average (Mean)	10th Percentile	25th Percentile	50th Percentile (Median)	75th Percentile	90th Percentile	
25-1041 Agricultural Sciences Teachers, Postsecondary		Alternate Job Title(s): Agronomy Professor; Aquaculture and Fisheries Professor; Farm Management Professor						
Teach courses in the agricultural sciences. Includes teachers of agronomy, dairy sciences, fisheries management, horticultural sciences, poultry sciences, range management, and agricultural soil conservation. Includes both teachers primarily engaged in teaching and those who do a combination of teaching and research. Excludes Forestry and Conservation Science Teachers, Postsecondary (25-1043).								
North Dakota		ANNUAL:	\$96,560	\$49,720	\$61,880	\$103,930	\$109,130	\$128,800
Employment:	120	HOURLY:	N/A	N/A	N/A	N/A	N/A	N/A
Region 5		ANNUAL:	\$110,010	\$59,500	\$85,360	\$103,930	\$128,800	\$128,800
Employment:	80	HOURLY:	N/A	N/A	N/A	N/A	N/A	N/A
Region 7		ANNUAL:	\$57,580	\$49,630	\$49,630	\$58,440	\$61,880	\$73,160
Employment:	20	HOURLY:	N/A	N/A	N/A	N/A	N/A	N/A
Bismarck, ND MetroSA		ANNUAL:	\$57,580	\$49,630	\$49,630	\$58,440	\$61,880	\$73,150
Employment:	20	HOURLY:	N/A	N/A	N/A	N/A	N/A	N/A
West ND Nonmetro Area		ANNUAL:	\$76,540	\$53,560	\$59,520	\$65,170	\$85,500	\$125,140
Employment:	20	HOURLY:	N/A	N/A	N/A	N/A	N/A	N/A

25-1042 Biological Science Teachers, Postsecondary**Alternate Job Title(s):** Bacteriology Professor; Biochemistry Professor; Botany Professor

Teach courses in biological sciences. Includes both teachers primarily engaged in teaching and those who do a combination of teaching and research.

North Dakota		ANNUAL:	\$97,320	\$54,370	\$62,130	\$103,890	\$130,120	\$130,120
Employment:	110	HOURLY:	N/A	N/A	N/A	N/A	N/A	N/A
Fargo, ND-MN MetroSA		ANNUAL:	\$100,960	\$61,820	\$79,590	\$103,890	\$130,120	\$130,120
Employment:	100	HOURLY:	N/A	N/A	N/A	N/A	N/A	N/A
East ND Nonmetro Area		ANNUAL:	\$68,380	\$55,510	\$58,690	\$62,100	\$68,600	\$77,950
Employment:	20	HOURLY:	N/A	N/A	N/A	N/A	N/A	N/A

25-1052 Chemistry Teachers, Postsecondary**Alternate Job Title(s):** Inorganic Chemistry Professor; Organic Chemistry Professor; Physical Chemistry Professor

Teach courses pertaining to the chemical and physical properties and compositional changes of substances. Work may include providing instruction in the methods of qualitative and quantitative chemical analysis. Includes both teachers primarily engaged in teaching, and those who do a combination of teaching and research. Excludes Biological Science Teachers, Postsecondary (25-1042) who teach biochemistry.

North Dakota		ANNUAL:	\$109,530	\$45,860	\$66,940	\$106,710	\$127,830	\$165,550
Employment:	40	HOURLY:	N/A	N/A	N/A	N/A	N/A	N/A
Fargo, ND-MN MetroSA		ANNUAL:	\$116,090	\$64,870	\$76,080	\$106,710	\$127,830	\$165,550
Employment:	N/A	HOURLY:	N/A	N/A	N/A	N/A	N/A	N/A

25-1065 Political Science Teachers, Postsecondary**Alternate Job Title(s):** Government Professor; International Relations Professor; Public Policy Professor

Teach courses in political science, international affairs, and international relations. Includes both teachers primarily engaged in teaching and those who do a combination of teaching and research.

North Dakota		ANNUAL:	\$98,190	\$62,780	\$98,180	\$102,740	\$102,740	\$126,090
Employment:	10	HOURLY:	N/A	N/A	N/A	N/A	N/A	N/A

'N/A' indicates data or information cannot be released due to reliability, availability, or confidentiality restrictions. Since a portion of substate employment is not attributed to a region, substate areas will NOT add up to statewide totals. Rounding and the absence of suppressed data may also affect additivity.

		WAGE ESTIMATES					
		Average (Mean)	10th Percentile	25th Percentile	50th Percentile (Median)	75th Percentile	90th Percentile

25-1066 Psychology Teachers, Postsecondary

Alternate Job Title(s): Child Development Professor; Educational Psychology Professor; Industrial/Organizational Psychology Professor

Teach courses in psychology, such as child, clinical, and developmental psychology, and psychological counseling. Includes both teachers primarily engaged in teaching and those who do a combination of teaching and research.

North Dakota		ANNUAL:	\$100,040	\$60,910	\$64,830	\$100,500	\$100,600	\$178,480
Employment:	40	HOURLY:	N/A	N/A	N/A	N/A	N/A	N/A
Fargo, ND-MN MetroSA		ANNUAL:	\$98,410	\$61,640	\$62,680	\$100,500	\$101,690	\$128,060
Employment:	40	HOURLY:	N/A	N/A	N/A	N/A	N/A	N/A

25-1067 Sociology Teachers, Postsecondary

Alternate Job Title(s): Comparative Sociology Professor

Teach courses in sociology. Includes both teachers primarily engaged in teaching and those who do a combination of teaching and research.

North Dakota		ANNUAL:	\$85,100	\$56,200	\$73,440	\$79,410	\$101,860	\$101,860
Employment:	20	HOURLY:	N/A	N/A	N/A	N/A	N/A	N/A
Fargo, ND-MN MetroSA		ANNUAL:	\$96,100	\$79,410	\$90,080	\$100,920	\$101,860	\$101,860
Employment:	20	HOURLY:	N/A	N/A	N/A	N/A	N/A	N/A

25-1069 Social Sciences Teachers, Postsecondary, All Other

Alternate Job Title(s): Survey Research Professor; Urban Planning Professor

All postsecondary social sciences teachers not listed separately.

North Dakota		ANNUAL:	\$64,410	\$51,080	\$54,650	\$63,080	\$66,170	\$78,940
Employment:	50	HOURLY:	N/A	N/A	N/A	N/A	N/A	N/A
East ND Nonmetro Area		ANNUAL:	\$66,900	\$51,080	\$51,080	\$63,950	\$68,890	\$78,940
Employment:	20	HOURLY:	N/A	N/A	N/A	N/A	N/A	N/A

25-1071 Health Specialties Teachers, Postsecondary

Alternate Job Title(s): Nutrition Professor; Pharmacology Professor; Public Health Professor

Teach courses in health specialties, in fields such as dentistry, laboratory technology, medicine, pharmacy, public health, therapy, and veterinary medicine. Excludes Biological Science Teachers, Postsecondary (25-1042) and Nursing Instructors and Teachers, Postsecondary (25-1072) who teach medical science.

North Dakota		ANNUAL:	\$114,610	\$64,190	\$68,070	\$106,080	\$138,740	\$178,200
Employment:	510	HOURLY:	N/A	N/A	N/A	N/A	N/A	N/A
Region 5		ANNUAL:	\$105,970	\$50,610	\$64,290	\$104,650	\$130,850	\$170,720
Employment:	160	HOURLY:	N/A	N/A	N/A	N/A	N/A	N/A
Fargo, ND-MN MetroSA		ANNUAL:	\$107,180	\$66,180	\$80,580	\$104,640	\$130,850	\$137,480
Employment:	140	HOURLY:	N/A	N/A	N/A	N/A	N/A	N/A
East ND Nonmetro Area		ANNUAL:	\$104,400	\$50,610	\$50,610	\$64,730	\$134,340	\$230,350
Employment:	90	HOURLY:	N/A	N/A	N/A	N/A	N/A	N/A

'N/A' indicates data or information cannot be released due to reliability, availability, or confidentiality restrictions. Since a portion of substate employment is not attributed to a region, substate areas will NOT add up to statewide totals. Rounding and the absence of suppressed data may also affect additivity.

			WAGE ESTIMATES					
			Average (Mean)	10th Percentile	25th Percentile	50th Percentile (Median)	75th Percentile	90th Percentile
25-1072 Nursing Instructors and Teachers, Postsecondary			Alternate Job Title(s): Advanced Nursing Professor; Clinical Nursing Professor; Registered Nursing Professor					
Demonstrate and teach patient care in classroom and clinical units to nursing students. Includes both teachers primarily engaged in teaching and those who do a combination of teaching and research.								
North Dakota		ANNUAL:	\$82,580	\$62,130	\$66,720	\$81,320	\$102,250	\$102,250
Employment:	140	HOURLY:	N/A	N/A	N/A	N/A	N/A	N/A
Region 5		ANNUAL:	\$102,570	\$75,250	\$102,250	\$102,250	\$102,250	\$131,120
Employment:	40	HOURLY:	N/A	N/A	N/A	N/A	N/A	N/A
Region 6		ANNUAL:	\$75,580	\$62,130	\$62,130	\$76,140	\$84,360	\$84,780
Employment:	20	HOURLY:	N/A	N/A	N/A	N/A	N/A	N/A
Fargo, ND-MN MetroSA		ANNUAL:	\$92,470	\$62,480	\$77,430	\$96,380	\$102,250	\$131,120
Employment:	80	HOURLY:	N/A	N/A	N/A	N/A	N/A	N/A
West ND Nonmetro Area		ANNUAL:	\$73,220	\$62,920	\$62,940	\$71,170	\$81,320	\$84,770
Employment:	N/A	HOURLY:	N/A	N/A	N/A	N/A	N/A	N/A
East ND Nonmetro Area		ANNUAL:	\$75,550	\$62,130	\$62,910	\$76,140	\$84,360	\$84,780
Employment:	30	HOURLY:	N/A	N/A	N/A	N/A	N/A	N/A

25-1081 Education Teachers, Postsecondary**Alternate Job Title(s):** Primary Education Professor; Special Education Professor

Teach courses pertaining to education, such as counseling, curriculum, guidance, instruction, teacher education, and teaching English as a second language. Includes both teachers primarily engaged in teaching and those who do a combination of teaching and research.

North Dakota		ANNUAL:	\$88,180	\$56,340	\$63,410	\$90,400	\$99,820	\$99,820
Employment:	90	HOURLY:	N/A	N/A	N/A	N/A	N/A	N/A
Region 5		ANNUAL:	\$109,440	\$90,400	\$99,820	\$99,820	\$99,820	\$126,530
Employment:	40	HOURLY:	N/A	N/A	N/A	N/A	N/A	N/A
Fargo, ND-MN MetroSA		ANNUAL:	\$94,730	\$64,420	\$79,300	\$99,820	\$99,820	\$102,720
Employment:	80	HOURLY:	N/A	N/A	N/A	N/A	N/A	N/A
Grand Forks, ND-MN MetroSA		ANNUAL:	\$77,020	\$36,430	\$60,810	\$80,260	\$97,890	\$104,410
Employment:	20	HOURLY:	N/A	N/A	N/A	N/A	N/A	N/A
East ND Nonmetro Area		ANNUAL:	\$68,220	\$56,340	\$59,740	\$64,570	\$75,270	\$75,270
Employment:	20	HOURLY:	N/A	N/A	N/A	N/A	N/A	N/A

25-1111 Criminal Justice and Law Enforcement Teachers, Postsecondary**Alternate Job Title(s):** Criminology Professor; Penology Professor

Teach courses in criminal justice, corrections, and law enforcement administration. Includes both teachers primarily engaged in teaching and those who do a combination of teaching and research.

North Dakota		ANNUAL:	\$91,330	\$52,590	\$59,800	\$103,060	\$103,160	\$166,040
Employment:	20	HOURLY:	N/A	N/A	N/A	N/A	N/A	N/A

25-1113 Social Work Teachers, Postsecondary**Alternate Job Title(s):** Family Welfare Social Work Professor; Geriatric Social Work Professor; Health Social Work Professor

Teach courses in social work. Includes both teachers primarily engaged in teaching and those who do a combination of teaching and research.

Fargo, ND-MN MetroSA		ANNUAL:	\$76,950	\$57,430	\$59,320	\$78,010	\$78,010	\$94,400
Employment:	10	HOURLY:	N/A	N/A	N/A	N/A	N/A	N/A

'N/A' indicates data or information cannot be released due to reliability, availability, or confidentiality restrictions. Since a portion of substate employment is not attributed to a region, substate areas will NOT add up to statewide totals. Rounding and the absence of suppressed data may also affect additivity.

			WAGE ESTIMATES					
			Average (Mean)	10th Percentile	25th Percentile	50th Percentile (Median)	75th Percentile	90th Percentile
25-1121 Art, Drama, and Music Teachers, Postsecondary								
Alternate Job Title(s): Ballet Professor; Photography Professor; Piano Professor								
Teach courses in drama, music, and the arts including fine and applied art, such as painting and sculpture, or design and crafts. Includes both teachers primarily engaged in teaching and those who do a combination of teaching and research.								
North Dakota		ANNUAL:	\$77,000	\$50,850	\$61,950	\$72,770	\$84,890	\$103,390
Employment:	110	HOURLY:	N/A	N/A	N/A	N/A	N/A	N/A
Region 5		ANNUAL:	\$89,360	\$64,580	\$77,860	\$77,860	\$103,390	\$127,820
Employment:	40	HOURLY:	N/A	N/A	N/A	N/A	N/A	N/A
Fargo, ND-MN MetroSA		ANNUAL:	\$82,770	\$63,400	\$63,840	\$79,450	\$101,910	\$103,390
Employment:	N/A	HOURLY:	N/A	N/A	N/A	N/A	N/A	N/A
West ND Nonmetro Area		ANNUAL:	\$62,930	\$39,840	\$47,510	\$64,410	\$71,200	\$84,890
Employment:	20	HOURLY:	N/A	N/A	N/A	N/A	N/A	N/A
East ND Nonmetro Area		ANNUAL:	\$69,860	\$45,830	\$54,700	\$63,370	\$83,500	\$99,880
Employment:	20	HOURLY:	N/A	N/A	N/A	N/A	N/A	N/A

25-1122 Communications Teachers, Postsecondary**Alternate Job Title(s):** Journalism Professor; Public Speaking Professor

Teach courses in communications, such as organizational communications, public relations, radio/television broadcasting, and journalism. Includes both teachers primarily engaged in teaching and those who do a combination of teaching and research.

North Dakota		ANNUAL:	\$75,270	\$54,060	\$61,820	\$70,250	\$90,460	\$104,730
Employment:	60	HOURLY:	N/A	N/A	N/A	N/A	N/A	N/A
Region 7		ANNUAL:	\$60,030	\$54,060	\$54,060	\$60,760	\$61,820	\$69,780
Employment:	10	HOURLY:	N/A	N/A	N/A	N/A	N/A	N/A
Bismarck, ND MetroSA		ANNUAL:	\$60,030	\$54,060	\$54,060	\$60,760	\$61,820	\$69,770
Employment:	10	HOURLY:	N/A	N/A	N/A	N/A	N/A	N/A
Fargo, ND-MN MetroSA		ANNUAL:	\$90,930	\$70,300	\$74,220	\$90,460	\$104,730	\$104,740
Employment:	40	HOURLY:	N/A	N/A	N/A	N/A	N/A	N/A
West ND Nonmetro Area		ANNUAL:	\$72,050	\$69,880	\$69,880	\$70,590	\$70,590	\$70,590
Employment:	10	HOURLY:	N/A	N/A	N/A	N/A	N/A	N/A

25-1123 English Language and Literature Teachers, Postsecondary**Alternate Job Title(s):** Contemporary English Literature Professor; Creative Writing English Professor; Etymology Professor

Teach courses in English language and literature, including linguistics and comparative literature. Includes both teachers primarily engaged in teaching and those who do a combination of teaching and research.

North Dakota		ANNUAL:	\$69,470	\$51,490	\$55,400	\$64,020	\$78,720	\$95,160
Employment:	90	HOURLY:	N/A	N/A	N/A	N/A	N/A	N/A
Region 5		ANNUAL:	\$73,210	\$51,490	\$61,220	\$61,220	\$95,160	\$95,160
Employment:	30	HOURLY:	N/A	N/A	N/A	N/A	N/A	N/A
Fargo, ND-MN MetroSA		ANNUAL:	\$80,240	\$61,220	\$61,220	\$77,020	\$95,160	\$97,660
Employment:	50	HOURLY:	N/A	N/A	N/A	N/A	N/A	N/A
West ND Nonmetro Area		ANNUAL:	\$72,470	\$58,460	\$59,140	\$69,530	\$79,200	\$89,550
Employment:	10	HOURLY:	N/A	N/A	N/A	N/A	N/A	N/A
East ND Nonmetro Area		ANNUAL:	\$62,350	\$51,490	\$55,400	\$61,770	\$68,070	\$76,280
Employment:	20	HOURLY:	N/A	N/A	N/A	N/A	N/A	N/A

'N/A' indicates data or information cannot be released due to reliability, availability, or confidentiality restrictions. Since a portion of substate employment is not attributed to a region, substate areas will NOT add up to statewide totals. Rounding and the absence of suppressed data may also affect additivity.

	WAGE ESTIMATES					
	Average (Mean)	10th Percentile	25th Percentile	50th Percentile (Median)	75th Percentile	90th Percentile

25-1124 Foreign Language and Literature Teachers, Postsecondary

Alternate Job Title(s): Chinese Language Professor; Russian Language Professor; Spanish Literature Professor

Teach languages and literature courses in languages other than English. Includes teachers of American Sign Language (ASL). Includes both teachers primarily engaged in teaching and those who do a combination of teaching and research.

North Dakota		ANNUAL:	\$55,810	\$40,830	\$46,910	\$52,830	\$62,230	\$69,310
Employment:	30	HOURLY:	N/A	N/A	N/A	N/A	N/A	N/A
East ND Nonmetro Area		ANNUAL:	\$51,570	\$40,130	\$46,910	\$46,910	\$62,230	\$62,230
Employment:	20	HOURLY:	N/A	N/A	N/A	N/A	N/A	N/A

25-1125 History Teachers, Postsecondary

Alternate Job Title(s): African History Professor; American History Professor; Jewish History Professor; Russian History Professor

Teach courses in human history and historiography. Includes both teachers primarily engaged in teaching and those who do a combination of teaching and research.

Fargo, ND-MN MetroSA		ANNUAL:	\$87,600	\$58,360	\$75,190	\$89,360	\$105,970	\$105,970
Employment:	10	HOURLY:	N/A	N/A	N/A	N/A	N/A	N/A

25-1126 Philosophy and Religion Teachers, Postsecondary

Alternate Job Title(s): Divinity Professor; Eastern Philosophy Professor; Theology Professor

Teach courses in philosophy, religion, and theology. Includes both teachers primarily engaged in teaching and those who do a combination of teaching and research.

Fargo, ND-MN MetroSA		ANNUAL:	\$91,880	\$59,090	\$64,040	\$97,180	\$97,180	\$120,820
Employment:	30	HOURLY:	N/A	N/A	N/A	N/A	N/A	N/A

25-1193 Recreation and Fitness Studies Teachers, Postsecondary

Alternate Job Title(s): Kinesiology Professor; Leisure Studies Professor; Physical Education (PE) Professor

Teach courses pertaining to recreation, leisure, and fitness studies, including exercise physiology and facilities management. Includes both teachers primarily engaged in teaching and those who do a combination of teaching and research.

North Dakota		ANNUAL:	\$65,260	\$51,970	\$55,050	\$63,410	\$66,720	\$91,690
Employment:	30	HOURLY:	N/A	N/A	N/A	N/A	N/A	N/A

'N/A' indicates data or information cannot be released due to reliability, availability, or confidentiality restrictions. Since a portion of substate employment is not attributed to a region, substate areas will NOT add up to statewide totals. Rounding and the absence of suppressed data may also affect additivity.

		WAGE ESTIMATES					
		Average (Mean)	10th Percentile	25th Percentile	50th Percentile (Median)	75th Percentile	90th Percentile

25-1194 Career/Technical Education Teachers, Postsecondary

Alternate Job Title(s): Automotive Technology Instructor; Cosmetology Instructor; HVAC Instructor; Mechanical Maintenance Instructor

Teach vocational courses intended to provide occupational training below the baccalaureate level in subjects such as construction, mechanics/repair, manufacturing, transportation, or cosmetology, primarily to students who have graduated from or left high school. Teaching takes place in public or private schools whose primary business is academic or vocational education. Excludes Training and Development Specialists (13-1151), Adult Basic Education, Adult Secondary Education, and English as a Second Language Instructors (25-3011), and postsecondary teachers classified elsewhere in the 25-1000 minor group. Flight instructors are included with Aircraft Pilots and Flight Engineers (53-2010).

North Dakota		ANNUAL:	\$60,110	\$38,970	\$45,400	\$57,470	\$71,970	\$81,600
Employment:	450	HOURLY:	\$28.90	\$18.74	\$21.83	\$27.63	\$34.60	\$39.23
Region 5		ANNUAL:	\$60,460	\$38,030	\$44,880	\$56,650	\$71,420	\$92,930
Employment:	140	HOURLY:	\$29.07	\$18.28	\$21.58	\$27.24	\$34.33	\$44.68
Region 7		ANNUAL:	\$59,850	\$37,480	\$44,900	\$55,720	\$69,970	\$88,710
Employment:	130	HOURLY:	\$28.78	\$18.02	\$21.59	\$26.79	\$33.64	\$42.65
Bismarck, ND MetroSA		ANNUAL:	\$59,850	\$37,480	\$44,900	\$55,720	\$69,970	\$88,700
Employment:	130	HOURLY:	\$28.78	\$18.02	\$21.59	\$26.79	\$33.64	\$42.65
Fargo, ND-MN MetroSA		ANNUAL:	\$63,450	\$37,440	\$41,600	\$60,200	\$81,440	\$100,100
Employment:	100	HOURLY:	\$30.51	\$18.00	\$20.00	\$28.94	\$39.15	\$48.13
East ND Nonmetro Area		ANNUAL:	\$60,060	\$47,870	\$49,800	\$63,790	\$64,700	\$72,380
Employment:	80	HOURLY:	\$28.87	\$23.02	\$23.94	\$30.67	\$31.11	\$34.80

25-1199 Postsecondary Teachers, All Other

Alternate Job Title(s): Military Science Instructor; Packaging Professor

All postsecondary teachers not listed separately.

North Dakota		ANNUAL:	\$77,480	\$44,580	\$50,580	\$64,230	\$91,640	\$103,780
Employment:	350	HOURLY:	N/A	N/A	N/A	N/A	N/A	N/A
Region 4		ANNUAL:	\$82,110	\$50,580	\$50,580	\$84,210	\$103,780	\$136,580
Employment:	130	HOURLY:	N/A	N/A	N/A	N/A	N/A	N/A
Region 5		ANNUAL:	\$72,150	\$43,250	\$50,930	\$64,230	\$79,400	\$103,300
Employment:	150	HOURLY:	N/A	N/A	N/A	N/A	N/A	N/A
Region 7		ANNUAL:	\$59,760	\$42,920	\$43,800	\$51,080	\$72,070	\$76,190
Employment:	20	HOURLY:	N/A	N/A	N/A	N/A	N/A	N/A
Bismarck, ND MetroSA		ANNUAL:	\$60,090	\$42,920	\$43,800	\$51,080	\$72,070	\$76,190
Employment:	20	HOURLY:	N/A	N/A	N/A	N/A	N/A	N/A
Fargo, ND-MN MetroSA		ANNUAL:	\$82,100	\$38,130	\$49,720	\$79,400	\$103,300	\$133,440
Employment:	160	HOURLY:	N/A	N/A	N/A	N/A	N/A	N/A
Grand Forks, ND-MN MetroSA		ANNUAL:	\$81,480	\$50,580	\$50,580	\$84,210	\$103,780	\$125,710
Employment:	140	HOURLY:	N/A	N/A	N/A	N/A	N/A	N/A
West ND Nonmetro Area		ANNUAL:	\$90,040	\$44,190	\$44,920	\$60,020	\$88,950	N/A
Employment:	40	HOURLY:	N/A	N/A	N/A	N/A	N/A	N/A
East ND Nonmetro Area		ANNUAL:	\$64,100	\$50,920	\$50,920	\$64,230	\$64,230	\$79,090
Employment:	80	HOURLY:	N/A	N/A	N/A	N/A	N/A	N/A

'N/A' indicates data or information cannot be released due to reliability, availability, or confidentiality restrictions. Since a portion of substate employment is not attributed to a region, substate areas will NOT add up to statewide totals. Rounding and the absence of suppressed data may also affect additivity.

		WAGE ESTIMATES						
		Average (Mean)	10th Percentile	25th Percentile	50th Percentile (Median)	75th Percentile	90th Percentile	
25-2011 Preschool Teachers, Except Special Education								
Alternate Job Title(s): Home-based Preschool Teacher; Nursery School Teacher; Preschool Head Start Teacher								
Instruct preschool-aged students, following curricula or lesson plans, in activities designed to promote social, physical, and intellectual growth. Excludes Special Education Teachers (25-2050), Substitute Teachers, Short-Term (25-3031), and Childcare Workers (39-9011).								
North Dakota		ANNUAL:	\$42,930	\$34,760	\$35,230	\$39,250	\$48,920	\$56,660
Employment:	570	HOURLY:	\$20.64	\$16.71	\$16.94	\$18.87	\$23.52	\$27.24
Region 1		ANNUAL:	\$46,330	\$35,170	\$39,370	\$46,540	\$50,740	\$56,700
Employment:	20	HOURLY:	\$22.27	\$16.91	\$18.93	\$22.38	\$24.40	\$27.26
Region 2		ANNUAL:	\$46,300	\$31,680	\$35,540	\$45,980	\$54,470	\$61,770
Employment:	40	HOURLY:	\$22.26	\$15.23	\$17.08	\$22.10	\$26.19	\$29.70
Region 3		ANNUAL:	\$44,040	\$35,170	\$40,750	\$40,960	\$47,680	\$56,150
Employment:	20	HOURLY:	\$21.17	\$16.91	\$19.59	\$19.69	\$22.92	\$27.00
Region 4		ANNUAL:	\$45,100	\$34,740	\$35,690	\$40,840	\$50,520	\$67,670
Employment:	60	HOURLY:	\$21.68	\$16.70	\$17.16	\$19.64	\$24.29	\$32.53
Region 5		ANNUAL:	\$40,000	\$35,020	\$35,020	\$35,520	\$45,450	\$53,530
Employment:	230	HOURLY:	\$19.23	\$16.84	\$16.84	\$17.08	\$21.85	\$25.74
Region 6		ANNUAL:	\$46,130	\$35,170	\$39,250	\$45,860	\$54,470	\$56,660
Employment:	80	HOURLY:	\$22.18	\$16.91	\$18.87	\$22.05	\$26.19	\$27.24
Region 7		ANNUAL:	\$43,070	\$34,760	\$35,200	\$38,070	\$47,760	\$66,670
Employment:	100	HOURLY:	\$20.71	\$16.71	\$16.93	\$18.30	\$22.96	\$32.05
Region 8		ANNUAL:	\$45,530	\$35,170	\$35,710	\$45,860	\$52,560	\$58,190
Employment:	30	HOURLY:	\$21.89	\$16.91	\$17.17	\$22.05	\$25.27	\$27.98
Bismarck, ND MetroSA		ANNUAL:	\$42,220	\$34,760	\$35,080	\$36,800	\$45,290	\$66,670
Employment:	90	HOURLY:	\$20.30	\$16.71	\$16.87	\$17.69	\$21.77	\$32.05
Fargo, ND-MN MetroSA		ANNUAL:	\$39,050	\$31,060	\$35,020	\$35,520	\$44,940	\$49,760
Employment:	330	HOURLY:	\$18.78	\$14.93	\$16.84	\$17.08	\$21.61	\$23.92
Grand Forks, ND-MN MetroSA		ANNUAL:	\$42,420	\$30,740	\$34,550	\$36,010	\$50,520	\$53,190
Employment:	120	HOURLY:	\$20.39	\$14.78	\$16.61	\$17.31	\$24.29	\$25.57
West ND Nonmetro Area		ANNUAL:	\$46,440	\$35,170	\$36,770	\$46,540	\$54,060	\$58,190
Employment:	90	HOURLY:	\$22.33	\$16.91	\$17.68	\$22.38	\$25.99	\$27.98
East ND Nonmetro Area		ANNUAL:	\$45,560	\$35,170	\$39,250	\$40,960	\$53,750	\$56,660
Employment:	120	HOURLY:	\$21.90	\$16.91	\$18.87	\$19.69	\$25.84	\$27.24

'N/A' indicates data or information cannot be released due to reliability, availability, or confidentiality restrictions. Since a portion of substate employment is not attributed to a region, substate areas will NOT add up to statewide totals. Rounding and the absence of suppressed data may also affect additivity.

		WAGE ESTIMATES						
		Average (Mean)	10th Percentile	25th Percentile	50th Percentile (Median)	75th Percentile	90th Percentile	
25-2012 Kindergarten Teachers, Except Special Education								
Alternate Job Title(s): Bilingual Education Kindergarten Teacher								
Teach academic and social skills to kindergarten students. Excludes Special Education Teachers (25-2050) and Substitute Teachers, Short-Term (25-3031).								
North Dakota		ANNUAL:	\$57,630	\$46,690	\$49,680	\$54,010	\$63,770	\$79,050
Employment:	580	HOURLY:	N/A	N/A	N/A	N/A	N/A	N/A
Region 1		ANNUAL:	\$58,170	\$47,500	\$50,390	\$61,240	\$63,770	\$70,390
Employment:	40	HOURLY:	N/A	N/A	N/A	N/A	N/A	N/A
Region 2		ANNUAL:	\$62,870	\$49,340	\$49,900	\$63,770	\$81,000	\$81,000
Employment:	90	HOURLY:	N/A	N/A	N/A	N/A	N/A	N/A
Region 3		ANNUAL:	\$55,150	\$45,770	\$49,130	\$52,090	\$60,580	\$66,240
Employment:	40	HOURLY:	N/A	N/A	N/A	N/A	N/A	N/A
Region 4		ANNUAL:	\$56,890	\$46,900	\$50,480	\$50,480	\$67,980	\$67,980
Employment:	70	HOURLY:	N/A	N/A	N/A	N/A	N/A	N/A
Region 5		ANNUAL:	\$55,690	\$42,310	\$48,570	\$52,600	\$60,430	\$83,650
Employment:	130	HOURLY:	N/A	N/A	N/A	N/A	N/A	N/A
Region 6		ANNUAL:	\$51,620	\$37,220	\$46,570	\$49,720	\$55,440	\$67,840
Employment:	50	HOURLY:	N/A	N/A	N/A	N/A	N/A	N/A
Region 7		ANNUAL:	\$59,200	\$48,070	\$52,450	\$62,480	\$62,480	\$75,820
Employment:	120	HOURLY:	N/A	N/A	N/A	N/A	N/A	N/A
Region 8		ANNUAL:	\$58,000	\$47,560	\$49,200	\$54,340	\$63,280	\$70,390
Employment:	40	HOURLY:	N/A	N/A	N/A	N/A	N/A	N/A
Bismarck, ND MetroSA		ANNUAL:	\$60,340	\$48,430	\$54,010	\$62,480	\$62,480	\$79,050
Employment:	100	HOURLY:	N/A	N/A	N/A	N/A	N/A	N/A
Fargo, ND-MN MetroSA		ANNUAL:	\$56,760	\$42,310	\$49,180	\$52,600	\$65,300	\$78,880
Employment:	160	HOURLY:	N/A	N/A	N/A	N/A	N/A	N/A
Grand Forks, ND-MN MetroSA		ANNUAL:	\$60,230	\$47,330	\$50,480	\$52,950	\$67,980	\$79,320
Employment:	70	HOURLY:	N/A	N/A	N/A	N/A	N/A	N/A
West ND Nonmetro Area		ANNUAL:	\$59,860	\$47,630	\$49,680	\$60,070	\$64,130	\$81,000
Employment:	190	HOURLY:	N/A	N/A	N/A	N/A	N/A	N/A
East ND Nonmetro Area		ANNUAL:	\$52,930	\$45,350	\$47,260	\$52,090	\$56,670	\$63,680
Employment:	130	HOURLY:	N/A	N/A	N/A	N/A	N/A	N/A

'N/A' indicates data or information cannot be released due to reliability, availability, or confidentiality restrictions. Since a portion of substate employment is not attributed to a region, substate areas will NOT add up to statewide totals. Rounding and the absence of suppressed data may also affect additivity.

		WAGE ESTIMATES						
		Average (Mean)	10th Percentile	25th Percentile	50th Percentile (Median)	75th Percentile	90th Percentile	
25-2021 Elementary School Teachers, Except Special Education								
Alternate Job Title(s): 4th Grade Math Teacher; Elementary School Music Teacher								
Teach academic and social skills to students at the elementary school level. Excludes Special Education Teachers (25-2050) and Substitute Teachers, Short-Term (25-3031).								
North Dakota		ANNUAL:	\$58,430	\$48,530	\$49,800	\$53,900	\$63,940	\$80,520
Employment: 4,620		HOURLY:	N/A	N/A	N/A	N/A	N/A	N/A
Region 1		ANNUAL:	\$59,100	\$49,140	\$49,290	\$60,800	\$64,680	\$73,280
Employment: 380		HOURLY:	N/A	N/A	N/A	N/A	N/A	N/A
Region 2		ANNUAL:	\$60,680	\$49,470	\$50,660	\$60,310	\$65,710	\$82,190
Employment: 660		HOURLY:	N/A	N/A	N/A	N/A	N/A	N/A
Region 3		ANNUAL:	\$55,500	\$48,920	\$49,410	\$51,490	\$61,090	\$65,770
Employment: 310		HOURLY:	N/A	N/A	N/A	N/A	N/A	N/A
Region 4		ANNUAL:	\$56,860	\$48,220	\$49,670	\$50,360	\$63,530	\$83,350
Employment: 490		HOURLY:	N/A	N/A	N/A	N/A	N/A	N/A
Region 5		ANNUAL:	\$58,590	\$42,030	\$50,240	\$51,820	\$66,210	\$83,000
Employment: 1,110		HOURLY:	N/A	N/A	N/A	N/A	N/A	N/A
Region 6		ANNUAL:	\$53,590	\$37,240	\$48,530	\$49,720	\$60,400	\$62,730
Employment: 430		HOURLY:	N/A	N/A	N/A	N/A	N/A	N/A
Region 7		ANNUAL:	\$60,190	\$49,120	\$52,150	\$61,120	\$63,480	\$80,520
Employment: 940		HOURLY:	N/A	N/A	N/A	N/A	N/A	N/A
Region 8		ANNUAL:	\$59,120	\$49,280	\$50,780	\$58,670	\$63,710	\$80,040
Employment: 310		HOURLY:	N/A	N/A	N/A	N/A	N/A	N/A
Bismarck, ND MetroSA		ANNUAL:	\$61,780	\$48,730	\$52,680	\$63,480	\$64,300	\$80,520
Employment: 720		HOURLY:	N/A	N/A	N/A	N/A	N/A	N/A
Fargo, ND-MN MetroSA		ANNUAL:	\$61,770	\$45,980	\$50,240	\$60,440	\$77,530	\$83,000
Employment: 1,170		HOURLY:	N/A	N/A	N/A	N/A	N/A	N/A
Grand Forks, ND-MN MetroSA		ANNUAL:	\$59,460	\$46,700	\$50,360	\$58,170	\$70,310	\$79,220
Employment: 570		HOURLY:	N/A	N/A	N/A	N/A	N/A	N/A
West ND Nonmetro Area		ANNUAL:	\$59,190	\$49,170	\$50,300	\$60,050	\$64,680	\$79,980
Employment: 1,560		HOURLY:	N/A	N/A	N/A	N/A	N/A	N/A
East ND Nonmetro Area		ANNUAL:	\$54,130	\$48,220	\$49,170	\$49,810	\$60,380	\$65,770
Employment: 1,140		HOURLY:	N/A	N/A	N/A	N/A	N/A	N/A

'N/A' indicates data or information cannot be released due to reliability, availability, or confidentiality restrictions. Since a portion of substate employment is not attributed to a region, substate areas will NOT add up to statewide totals. Rounding and the absence of suppressed data may also affect additivity.

		WAGE ESTIMATES						
		Average (Mean)	10th Percentile	25th Percentile	50th Percentile (Median)	75th Percentile	90th Percentile	
25-2022 Middle School Teachers, Except Special and Career/Technical Education								
Alternate Job Title(s): Intermediate School Social Studies Teacher; Junior High School Teacher; Middle School Science Teacher								
Teach one or more subjects to students at the middle, intermediate, or junior high school level. Excludes Career/Technical Education Teachers, Middle School (25-2023), Special Education Teachers (25-2050), and Substitute Teachers, Short-Term (25-3031).								
North Dakota		ANNUAL:	\$61,790	\$49,640	\$50,820	\$62,290	\$66,550	\$81,510
Employment:	1,520	HOURLY:	N/A	N/A	N/A	N/A	N/A	N/A
Region 1		ANNUAL:	\$61,290	\$50,280	\$52,740	\$59,450	\$66,140	\$73,670
Employment:	120	HOURLY:	N/A	N/A	N/A	N/A	N/A	N/A
Region 2		ANNUAL:	\$63,580	\$49,700	\$52,030	\$62,360	\$77,480	\$82,140
Employment:	160	HOURLY:	N/A	N/A	N/A	N/A	N/A	N/A
Region 3		ANNUAL:	\$58,380	\$48,920	\$49,720	\$52,130	\$63,690	\$79,780
Employment:	90	HOURLY:	N/A	N/A	N/A	N/A	N/A	N/A
Region 4		ANNUAL:	\$58,660	\$49,220	\$50,070	\$50,070	\$64,700	\$83,000
Employment:	140	HOURLY:	N/A	N/A	N/A	N/A	N/A	N/A
Region 5		ANNUAL:	\$62,730	\$49,340	\$50,820	\$64,530	\$78,850	\$81,510
Employment:	500	HOURLY:	N/A	N/A	N/A	N/A	N/A	N/A
Region 6		ANNUAL:	\$58,310	\$49,270	\$49,920	\$52,980	\$64,000	\$78,530
Employment:	90	HOURLY:	N/A	N/A	N/A	N/A	N/A	N/A
Region 7		ANNUAL:	\$63,060	\$49,970	\$51,990	\$64,570	\$64,570	\$80,620
Employment:	340	HOURLY:	N/A	N/A	N/A	N/A	N/A	N/A
Region 8		ANNUAL:	\$61,150	\$49,720	\$51,020	\$62,290	\$63,160	\$80,520
Employment:	80	HOURLY:	N/A	N/A	N/A	N/A	N/A	N/A
Bismarck, ND MetroSA		ANNUAL:	\$63,600	\$51,990	\$53,420	\$64,570	\$64,570	\$80,620
Employment:	280	HOURLY:	N/A	N/A	N/A	N/A	N/A	N/A
Fargo, ND-MN MetroSA		ANNUAL:	\$63,240	\$46,350	\$50,820	\$62,410	\$81,510	\$81,530
Employment:	600	HOURLY:	N/A	N/A	N/A	N/A	N/A	N/A
Grand Forks, ND-MN MetroSA		ANNUAL:	\$58,940	\$45,860	\$50,070	\$51,220	\$64,700	\$83,000
Employment:	180	HOURLY:	N/A	N/A	N/A	N/A	N/A	N/A
West ND Nonmetro Area		ANNUAL:	\$62,030	\$49,700	\$51,240	\$62,200	\$66,480	\$82,140
Employment:	420	HOURLY:	N/A	N/A	N/A	N/A	N/A	N/A
East ND Nonmetro Area		ANNUAL:	\$59,290	\$49,220	\$49,910	\$53,240	\$64,730	\$79,690
Employment:	270	HOURLY:	N/A	N/A	N/A	N/A	N/A	N/A

25-2023 Career/Technical Education Teachers, Middle School**Alternate Job Title(s):** Junior High School Business Teacher; Middle School Technology Education Teacher

Teach occupational, vocational, career, or technical subjects to students at the middle, intermediate, or junior high school level. Excludes Special Education Teachers (25-2050) and Substitute Teachers, Short-Term (25-3031).

North Dakota		ANNUAL:	\$62,730	\$51,640	\$51,860	\$64,370	\$71,170	\$82,440
Employment:	90	HOURLY:	N/A	N/A	N/A	N/A	N/A	N/A
Region 5		ANNUAL:	\$65,710	\$51,640	\$51,640	\$66,940	\$80,450	\$80,450
Employment:	30	HOURLY:	N/A	N/A	N/A	N/A	N/A	N/A
West ND Nonmetro Area		ANNUAL:	\$59,130	\$45,130	\$53,560	\$53,560	\$71,170	\$74,190
Employment:	20	HOURLY:	N/A	N/A	N/A	N/A	N/A	N/A

'N/A' indicates data or information cannot be released due to reliability, availability, or confidentiality restrictions. Since a portion of substate employment is not attributed to a region, substate areas will NOT add up to statewide totals. Rounding and the absence of suppressed data may also affect additivity.

		WAGE ESTIMATES						
		Average (Mean)	10th Percentile	25th Percentile	50th Percentile (Median)	75th Percentile	90th Percentile	
25-2031 Secondary School Teachers, Except Special and Career/Technical Education								
Alternate Job Title(s): High School English Teacher; High School French Teacher; High School History Teacher								
Teach one or more subjects to students at the secondary school level. Excludes Career/Technical Education Teachers, Secondary School (25-2032), Special Education Teachers (25-2050), and Substitute Teachers, Short-Term (25-3031).								
North Dakota		ANNUAL:	\$60,370	\$48,080	\$50,340	\$60,670	\$65,160	\$82,050
Employment: 2,860		HOURLY:	N/A	N/A	N/A	N/A	N/A	N/A
Region 1		ANNUAL:	\$60,810	\$48,400	\$50,660	\$61,280	\$67,100	\$75,870
Employment: 190		HOURLY:	N/A	N/A	N/A	N/A	N/A	N/A
Region 2		ANNUAL:	\$60,830	\$48,090	\$50,180	\$61,100	\$64,980	\$82,050
Employment: 430		HOURLY:	N/A	N/A	N/A	N/A	N/A	N/A
Region 3		ANNUAL:	\$57,380	\$49,580	\$50,180	\$53,760	\$62,270	\$66,300
Employment: 200		HOURLY:	N/A	N/A	N/A	N/A	N/A	N/A
Region 4		ANNUAL:	\$59,120	\$49,590	\$50,390	\$52,110	\$64,620	\$82,130
Employment: 290		HOURLY:	N/A	N/A	N/A	N/A	N/A	N/A
Region 5		ANNUAL:	\$61,340	\$43,940	\$50,270	\$61,200	\$66,620	\$84,100
Employment: 710		HOURLY:	N/A	N/A	N/A	N/A	N/A	N/A
Region 6		ANNUAL:	\$55,260	\$38,570	\$49,580	\$50,430	\$61,930	\$64,870
Employment: 290		HOURLY:	N/A	N/A	N/A	N/A	N/A	N/A
Region 7		ANNUAL:	\$62,760	\$49,280	\$52,730	\$64,320	\$67,000	\$82,400
Employment: 560		HOURLY:	N/A	N/A	N/A	N/A	N/A	N/A
Region 8		ANNUAL:	\$60,880	\$49,560	\$51,120	\$60,450	\$64,030	\$81,270
Employment: 190		HOURLY:	N/A	N/A	N/A	N/A	N/A	N/A
Bismarck, ND MetroSA		ANNUAL:	\$65,020	\$49,850	\$53,040	\$64,660	\$80,260	\$82,400
Employment: 410		HOURLY:	N/A	N/A	N/A	N/A	N/A	N/A
Fargo, ND-MN MetroSA		ANNUAL:	\$64,850	\$46,730	\$50,270	\$64,380	\$79,670	\$84,100
Employment: 730		HOURLY:	N/A	N/A	N/A	N/A	N/A	N/A
Grand Forks, ND-MN MetroSA		ANNUAL:	\$62,690	\$49,150	\$51,380	\$60,680	\$67,590	\$82,130
Employment: 320		HOURLY:	N/A	N/A	N/A	N/A	N/A	N/A
West ND Nonmetro Area		ANNUAL:	\$60,160	\$48,400	\$50,450	\$60,890	\$64,980	\$80,180
Employment: 970		HOURLY:	N/A	N/A	N/A	N/A	N/A	N/A
East ND Nonmetro Area		ANNUAL:	\$56,080	\$46,860	\$50,020	\$51,500	\$61,820	\$66,340
Employment: 770		HOURLY:	N/A	N/A	N/A	N/A	N/A	N/A

'N/A' indicates data or information cannot be released due to reliability, availability, or confidentiality restrictions. Since a portion of substate employment is not attributed to a region, substate areas will NOT add up to statewide totals. Rounding and the absence of suppressed data may also affect additivity.

		WAGE ESTIMATES						
		Average (Mean)	10th Percentile	25th Percentile	50th Percentile (Median)	75th Percentile	90th Percentile	
25-2032 Career/Technical Education Teachers, Secondary School								
Alternate Job Title(s): High School Auto Repair Teacher; High School Cosmetology Teacher								
Teach occupational, vocational, career, or technical subjects to students at the secondary school level. Excludes Special Education Teachers (25-2050), and Substitute Teachers, Short-Term (25-3031).								
North Dakota		ANNUAL:	\$64,280	\$49,180	\$53,000	\$64,060	\$73,040	\$82,570
Employment:	450	HOURLY:	N/A	N/A	N/A	N/A	N/A	N/A
Region 1		ANNUAL:	\$64,610	\$49,180	\$60,870	\$61,080	\$68,720	\$78,410
Employment:	30	HOURLY:	N/A	N/A	N/A	N/A	N/A	N/A
Region 2		ANNUAL:	\$66,890	\$48,560	\$54,810	\$67,210	\$82,770	\$82,770
Employment:	80	HOURLY:	N/A	N/A	N/A	N/A	N/A	N/A
Region 3		ANNUAL:	\$58,410	\$47,720	\$52,940	\$54,720	\$65,600	\$75,130
Employment:	30	HOURLY:	N/A	N/A	N/A	N/A	N/A	N/A
Region 4		ANNUAL:	\$61,780	\$50,610	\$53,000	\$64,360	\$64,770	\$80,950
Employment:	60	HOURLY:	N/A	N/A	N/A	N/A	N/A	N/A
Region 5		ANNUAL:	\$64,540	\$50,340	\$53,760	\$61,090	\$80,190	\$82,570
Employment:	120	HOURLY:	N/A	N/A	N/A	N/A	N/A	N/A
Region 6		ANNUAL:	\$62,100	\$47,840	\$52,240	\$63,840	\$75,400	\$76,980
Employment:	30	HOURLY:	N/A	N/A	N/A	N/A	N/A	N/A
Region 7		ANNUAL:	\$64,780	\$52,390	\$54,110	\$64,060	\$73,450	\$77,980
Employment:	80	HOURLY:	N/A	N/A	N/A	N/A	N/A	N/A
Region 8		ANNUAL:	\$67,010	\$48,680	\$61,050	\$64,360	\$84,380	\$84,380
Employment:	20	HOURLY:	N/A	N/A	N/A	N/A	N/A	N/A
Bismarck, ND MetroSA		ANNUAL:	\$64,600	\$52,390	\$52,390	\$64,060	\$75,780	\$77,980
Employment:	60	HOURLY:	N/A	N/A	N/A	N/A	N/A	N/A
Fargo, ND-MN MetroSA		ANNUAL:	\$66,710	\$50,340	\$53,760	\$66,710	\$82,570	\$82,570
Employment:	110	HOURLY:	N/A	N/A	N/A	N/A	N/A	N/A
Grand Forks, ND-MN MetroSA		ANNUAL:	\$61,280	\$48,920	\$53,000	\$62,840	\$64,770	\$80,950
Employment:	50	HOURLY:	N/A	N/A	N/A	N/A	N/A	N/A
West ND Nonmetro Area		ANNUAL:	\$66,240	\$48,600	\$55,240	\$64,360	\$70,590	\$84,380
Employment:	160	HOURLY:	N/A	N/A	N/A	N/A	N/A	N/A
East ND Nonmetro Area		ANNUAL:	\$60,760	\$48,140	\$52,240	\$61,090	\$68,390	\$76,540
Employment:	100	HOURLY:	N/A	N/A	N/A	N/A	N/A	N/A

25-2051 Special Education Teachers, Preschool

Alternate Job Title(s): Early Childhood Special Education Teacher; Pre-Kindergarten Education Intervention Teacher; Pre-Kindergarten Special Education Teacher

Teach academic, social, and life skills to preschool-aged students with learning, emotional, or physical disabilities. Includes teachers who specialize and work with students who are blind or have visual impairments; students who are deaf or have hearing impairments; and students with intellectual disabilities. Excludes Substitute Teachers, Short-Term (25-3031).

North Dakota		ANNUAL:	\$65,190	\$50,870	\$53,600	\$62,940	\$76,600	\$84,380
Employment:	80	HOURLY:	N/A	N/A	N/A	N/A	N/A	N/A
East ND Nonmetro Area		ANNUAL:	\$63,270	\$54,440	\$54,610	\$55,960	\$77,430	\$82,510
Employment:	10	HOURLY:	N/A	N/A	N/A	N/A	N/A	N/A

'N/A' indicates data or information cannot be released due to reliability, availability, or confidentiality restrictions. Since a portion of substate employment is not attributed to a region, substate areas will NOT add up to statewide totals. Rounding and the absence of suppressed data may also affect additivity.

		WAGE ESTIMATES						
		Average (Mean)	10th Percentile	25th Percentile	50th Percentile (Median)	75th Percentile	90th Percentile	
25-2052 Special Education Teachers, Kindergarten and Elementary School								
Alternate Job Title(s): Kindergarten Special Education Teacher; Elementary School Inclusion Teacher								
Teach academic, social, and life skills to kindergarten and elementary students with learning, emotional, or physical disabilities. Includes teachers who specialize and work with students who are blind or have visual impairments; students who are deaf or have hearing impairments; and students with intellectual disabilities. Excludes Substitute Teachers, Short-Term (25-3031).								
North Dakota		ANNUAL:	\$59,920	\$44,180	\$50,320	\$55,880	\$66,160	\$83,370
Employment:	640	HOURLY:	N/A	N/A	N/A	N/A	N/A	N/A
Region 1		ANNUAL:	\$58,030	\$45,460	\$48,310	\$61,270	\$66,510	\$67,540
Employment:	10	HOURLY:	N/A	N/A	N/A	N/A	N/A	N/A
Region 2		ANNUAL:	\$59,900	\$44,180	\$50,000	\$55,880	\$67,580	\$88,450
Employment:	80	HOURLY:	N/A	N/A	N/A	N/A	N/A	N/A
Region 3		ANNUAL:	\$59,640	\$44,180	\$48,320	\$55,880	\$67,540	\$79,330
Employment:	40	HOURLY:	N/A	N/A	N/A	N/A	N/A	N/A
Region 4		ANNUAL:	\$58,860	\$46,530	\$52,230	\$55,880	\$63,410	\$79,870
Employment:	90	HOURLY:	N/A	N/A	N/A	N/A	N/A	N/A
Region 5		ANNUAL:	\$60,530	\$42,280	\$50,300	\$52,940	\$76,400	\$83,370
Employment:	170	HOURLY:	N/A	N/A	N/A	N/A	N/A	N/A
Region 7		ANNUAL:	\$61,020	\$44,180	\$51,990	\$62,030	\$64,980	\$84,090
Employment:	150	HOURLY:	N/A	N/A	N/A	N/A	N/A	N/A
Region 8		ANNUAL:	\$58,650	\$44,180	\$48,310	\$55,880	\$64,830	\$76,400
Employment:	30	HOURLY:	N/A	N/A	N/A	N/A	N/A	N/A
Bismarck, ND MetroSA		ANNUAL:	\$64,050	\$51,990	\$53,960	\$62,030	\$66,960	\$84,080
Employment:	120	HOURLY:	N/A	N/A	N/A	N/A	N/A	N/A
Fargo, ND-MN MetroSA		ANNUAL:	\$61,830	\$42,280	\$50,300	\$56,480	\$76,820	\$83,370
Employment:	200	HOURLY:	N/A	N/A	N/A	N/A	N/A	N/A
Grand Forks, ND-MN MetroSA		ANNUAL:	\$60,130	\$50,040	\$52,230	\$61,030	\$63,410	\$79,870
Employment:	100	HOURLY:	N/A	N/A	N/A	N/A	N/A	N/A
West ND Nonmetro Area		ANNUAL:	\$57,670	\$44,180	\$46,230	\$55,880	\$65,660	\$78,870
Employment:	170	HOURLY:	N/A	N/A	N/A	N/A	N/A	N/A
East ND Nonmetro Area		ANNUAL:	\$56,740	\$44,180	\$46,090	\$55,880	\$66,340	\$78,510
Employment:	130	HOURLY:	N/A	N/A	N/A	N/A	N/A	N/A

'N/A' indicates data or information cannot be released due to reliability, availability, or confidentiality restrictions. Since a portion of substate employment is not attributed to a region, substate areas will NOT add up to statewide totals. Rounding and the absence of suppressed data may also affect additivity.

		WAGE ESTIMATES						
		Average (Mean)	10th Percentile	25th Percentile	50th Percentile (Median)	75th Percentile	90th Percentile	
25-2057 Special Education Teachers, Middle School								
Alternate Job Title(s): Junior High School Special Education Teacher; Middle School Special Education Teacher								
Teach academic, social, and life skills to middle school students with learning, emotional, or physical disabilities. Includes teachers who specialize and work with students who are blind or have visual impairments; students who are deaf or have hearing impairments; and students with intellectual disabilities. Excludes Substitute Teachers, Short-Term (25-3031).								
North Dakota		ANNUAL:	\$61,170	\$48,980	\$51,750	\$62,410	\$66,600	\$79,520
Employment: 200		HOURLY:	N/A	N/A	N/A	N/A	N/A	N/A
Region 2		ANNUAL:	\$62,400	\$52,520	\$52,780	\$62,420	\$62,420	\$82,630
Employment: 20		HOURLY:	N/A	N/A	N/A	N/A	N/A	N/A
Region 5		ANNUAL:	\$59,350	\$48,330	\$48,990	\$51,750	\$70,800	\$84,120
Employment: 70		HOURLY:	N/A	N/A	N/A	N/A	N/A	N/A
Region 7		ANNUAL:	\$64,750	\$52,340	\$52,340	\$64,800	\$78,590	\$78,590
Employment: 40		HOURLY:	N/A	N/A	N/A	N/A	N/A	N/A
Bismarck, ND MetroSA		ANNUAL:	\$65,020	\$52,330	\$52,330	\$64,800	\$78,590	\$78,590
Employment: 40		HOURLY:	N/A	N/A	N/A	N/A	N/A	N/A
Fargo, ND-MN MetroSA		ANNUAL:	\$61,900	\$45,610	\$48,980	\$58,220	\$81,350	\$84,120
Employment: 110		HOURLY:	N/A	N/A	N/A	N/A	N/A	N/A
Grand Forks, ND-MN MetroSA		ANNUAL:	\$58,610	\$47,790	\$52,780	\$55,350	\$63,770	\$77,910
Employment: 50		HOURLY:	N/A	N/A	N/A	N/A	N/A	N/A
West ND Nonmetro Area		ANNUAL:	\$61,750	\$52,090	\$52,520	\$62,410	\$67,750	\$72,260
Employment: 30		HOURLY:	N/A	N/A	N/A	N/A	N/A	N/A
East ND Nonmetro Area		ANNUAL:	\$63,740	\$48,330	\$56,840	\$63,610	\$68,450	\$75,960
Employment: 30		HOURLY:	N/A	N/A	N/A	N/A	N/A	N/A

'N/A' indicates data or information cannot be released due to reliability, availability, or confidentiality restrictions. Since a portion of substate employment is not attributed to a region, substate areas will NOT add up to statewide totals. Rounding and the absence of suppressed data may also affect additivity.

		WAGE ESTIMATES						
		Average (Mean)	10th Percentile	25th Percentile	50th Percentile (Median)	75th Percentile	90th Percentile	
25-2058 Special Education Teachers, Secondary School								
Alternate Job Title(s): High School Special Education Resource Teacher								
Teach academic, social, and life skills to secondary school students with learning, emotional, or physical disabilities. Includes teachers who specialize and work with students who are blind or have visual impairments; students who are deaf or have hearing impairments; and students with intellectual disabilities. Excludes Substitute Teachers, Short-Term (25-3031).								
North Dakota		ANNUAL:	\$62,490	\$48,460	\$53,150	\$62,320	\$67,580	\$83,010
Employment:	360	HOURLY:	N/A	N/A	N/A	N/A	N/A	N/A
Region 1		ANNUAL:	\$64,190	\$47,490	\$59,970	\$66,600	\$71,220	\$81,890
Employment:	10	HOURLY:	N/A	N/A	N/A	N/A	N/A	N/A
Region 2		ANNUAL:	\$68,940	\$54,910	\$60,290	\$67,580	\$86,080	\$86,080
Employment:	50	HOURLY:	N/A	N/A	N/A	N/A	N/A	N/A
Region 3		ANNUAL:	\$58,240	\$47,480	\$53,880	\$59,910	\$63,610	\$75,280
Employment:	30	HOURLY:	N/A	N/A	N/A	N/A	N/A	N/A
Region 5		ANNUAL:	\$61,070	\$47,490	\$50,710	\$58,700	\$66,450	\$84,510
Employment:	120	HOURLY:	N/A	N/A	N/A	N/A	N/A	N/A
Region 7		ANNUAL:	\$62,390	\$51,780	\$59,750	\$62,570	\$65,940	\$76,610
Employment:	70	HOURLY:	N/A	N/A	N/A	N/A	N/A	N/A
Region 8		ANNUAL:	\$66,270	\$57,910	\$60,850	\$62,000	\$81,260	\$81,260
Employment:	20	HOURLY:	N/A	N/A	N/A	N/A	N/A	N/A
Bismarck, ND MetroSA		ANNUAL:	\$62,930	\$51,780	\$62,570	\$62,570	\$65,940	\$76,600
Employment:	60	HOURLY:	N/A	N/A	N/A	N/A	N/A	N/A
Fargo, ND-MN MetroSA		ANNUAL:	\$64,310	\$50,570	\$50,780	\$62,320	\$79,010	\$84,510
Employment:	160	HOURLY:	N/A	N/A	N/A	N/A	N/A	N/A
Grand Forks, ND-MN MetroSA		ANNUAL:	\$62,850	\$47,590	\$53,530	\$64,550	\$74,960	\$79,780
Employment:	70	HOURLY:	N/A	N/A	N/A	N/A	N/A	N/A
West ND Nonmetro Area		ANNUAL:	\$66,630	\$54,910	\$60,210	\$62,240	\$71,220	\$86,070
Employment:	90	HOURLY:	N/A	N/A	N/A	N/A	N/A	N/A
East ND Nonmetro Area		ANNUAL:	\$58,010	\$40,510	\$48,460	\$59,330	\$64,570	\$73,520
Employment:	70	HOURLY:	N/A	N/A	N/A	N/A	N/A	N/A

25-2059 Special Education Teachers, All Other**Alternate Job Title(s):** Special Education Teacher for Adults with Disabilities

All special education teachers not listed separately.

North Dakota		ANNUAL:	\$64,690	\$48,900	\$48,900	\$63,220	\$76,690	\$83,990
Employment:	70	HOURLY:	N/A	N/A	N/A	N/A	N/A	N/A
Region 7		ANNUAL:	\$69,950	\$48,900	\$59,110	\$66,080	\$83,990	\$83,990
Employment:	20	HOURLY:	N/A	N/A	N/A	N/A	N/A	N/A
Bismarck, ND MetroSA		ANNUAL:	\$75,800	\$59,110	\$66,080	\$83,990	\$83,990	\$83,990
Employment:	10	HOURLY:	N/A	N/A	N/A	N/A	N/A	N/A
West ND Nonmetro Area		ANNUAL:	\$61,670	\$48,900	\$48,900	\$63,210	\$64,400	\$84,520
Employment:	40	HOURLY:	N/A	N/A	N/A	N/A	N/A	N/A
East ND Nonmetro Area		ANNUAL:	\$61,460	\$48,900	\$48,910	\$63,220	\$63,740	\$74,640
Employment:	N/A	HOURLY:	N/A	N/A	N/A	N/A	N/A	N/A

'N/A' indicates data or information cannot be released due to reliability, availability, or confidentiality restrictions. Since a portion of substate employment is not attributed to a region, substate areas will NOT add up to statewide totals. Rounding and the absence of suppressed data may also affect additivity.

		WAGE ESTIMATES						
		Average (Mean)	10th Percentile	25th Percentile	50th Percentile (Median)	75th Percentile	90th Percentile	
25-3011 Adult Basic Education, Adult Secondary Education, and English as a Second Language Instructors								
Alternate Job Title(s): Adult Education Teacher; Adult English as a Second Language (ESL) Teacher; Adult Literacy Instructor; General Educational Development (GED®) Teacher								
Teach or instruct out-of-school youths and adults in basic education, literacy, or English as a Second Language classes, or in classes for earning a high school equivalency credential.								
North Dakota		ANNUAL:	\$63,130	\$46,350	\$52,080	\$62,670	\$71,410	\$82,250
Employment:	130	HOURLY:	\$30.35	\$22.29	\$25.04	\$30.13	\$34.33	\$39.54
Region 3		ANNUAL:	\$50,900	\$44,700	\$44,700	\$51,450	\$52,250	\$52,250
Employment:	10	HOURLY:	\$24.47	\$21.49	\$21.49	\$24.74	\$25.12	\$25.12
Region 5		ANNUAL:	\$58,330	\$52,080	\$52,080	\$62,670	\$62,670	\$66,100
Employment:	50	HOURLY:	\$28.04	\$25.04	\$25.04	\$30.13	\$30.13	\$31.78
Region 7		ANNUAL:	\$69,330	\$46,350	\$66,420	\$67,020	\$82,250	\$85,430
Employment:	50	HOURLY:	\$33.33	\$22.29	\$31.93	\$32.22	\$39.54	\$41.07
Bismarck, ND MetroSA		ANNUAL:	\$69,330	\$46,350	\$66,420	\$67,020	\$82,250	\$85,430
Employment:	50	HOURLY:	\$33.33	\$22.29	\$31.93	\$32.22	\$39.54	\$41.07
Fargo, ND-MN MetroSA		ANNUAL:	\$60,030	\$52,080	\$52,080	\$62,670	\$66,100	\$73,420
Employment:	60	HOURLY:	\$28.86	\$25.04	\$25.04	\$30.13	\$31.78	\$35.30
East ND Nonmetro Area		ANNUAL:	\$55,650	\$44,700	\$50,600	\$52,250	\$60,160	\$70,220
Employment:	20	HOURLY:	\$26.76	\$21.49	\$24.33	\$25.12	\$28.92	\$33.76

25-3021 Self-Enrichment Teachers

Alternate Job Title(s): Citizenship Teacher; Knitting Instructor; Recreational Activities Instructor

Teach or instruct individuals or groups for the primary purpose of self-enrichment or recreation, rather than for an occupational objective, educational attainment, competition, or fitness. Excludes Coaches and Scouts (27-2022) and Exercise Trainers and Group Fitness Instructors (39-9031). Flight instructors are included with Aircraft Pilots and Flight Engineers (53-2010).

North Dakota		ANNUAL:	\$42,120	\$23,570	\$31,110	\$37,340	\$44,290	\$64,220
Employment:	410	HOURLY:	\$20.25	\$11.33	\$14.96	\$17.95	\$21.29	\$30.87
Region 4		ANNUAL:	\$57,080	\$23,290	\$35,620	\$43,240	\$82,610	\$98,330
Employment:	40	HOURLY:	\$27.44	\$11.20	\$17.13	\$20.79	\$39.71	\$47.27
Region 5		ANNUAL:	\$39,310	\$22,530	\$31,120	\$37,340	\$43,760	\$47,280
Employment:	180	HOURLY:	\$18.90	\$10.83	\$14.96	\$17.95	\$21.04	\$22.73
Region 7		ANNUAL:	\$42,020	\$20,800	\$30,520	\$36,900	\$44,030	\$82,700
Employment:	70	HOURLY:	\$20.20	\$10.00	\$14.67	\$17.74	\$21.17	\$39.76
Bismarck, ND MetroSA		ANNUAL:	\$42,100	\$20,800	\$30,960	\$36,900	\$44,030	\$82,700
Employment:	70	HOURLY:	\$20.24	\$10.00	\$14.89	\$17.74	\$21.17	\$39.76
Fargo, ND-MN MetroSA		ANNUAL:	\$40,320	\$25,150	\$31,110	\$37,340	\$43,760	\$57,570
Employment:	190	HOURLY:	\$19.39	\$12.09	\$14.96	\$17.95	\$21.04	\$27.68
Grand Forks, ND-MN MetroSA		ANNUAL:	\$57,010	\$23,290	\$35,710	\$43,970	\$82,610	\$98,330
Employment:	50	HOURLY:	\$27.41	\$11.20	\$17.17	\$21.14	\$39.71	\$47.27
West ND Nonmetro Area		ANNUAL:	\$37,310	\$30,130	\$30,230	\$35,960	\$44,570	\$45,230
Employment:	90	HOURLY:	\$17.94	\$14.49	\$14.53	\$17.29	\$21.43	\$21.75
East ND Nonmetro Area		ANNUAL:	\$47,910	\$20,580	\$30,160	\$35,240	\$45,250	\$106,250
Employment:	30	HOURLY:	\$23.03	\$9.89	\$14.50	\$16.94	\$21.75	\$51.08

'N/A' indicates data or information cannot be released due to reliability, availability, or confidentiality restrictions. Since a portion of substate employment is not attributed to a region, substate areas will NOT add up to statewide totals. Rounding and the absence of suppressed data may also affect additivity.

		WAGE ESTIMATES						
		Average (Mean)	10th Percentile	25th Percentile	50th Percentile (Median)	75th Percentile	90th Percentile	
25-3031 Substitute Teachers, Short-Term								
Alternate Job Title(s): Elementary School Substitute Teacher; English Substitute Teacher								
Teach students on a short-term basis as a temporary replacement for a regular classroom teacher, typically using the regular teacher's lesson plan. Excludes long-term substitute teachers who perform all the duties of a regular teacher; these teachers are coded within the 25-1000 or 25-2000 minor groups.								
North Dakota		ANNUAL:	\$52,180	\$32,500	\$34,820	\$39,520	\$41,710	\$61,710
Employment:	440	HOURLY:	\$25.09	\$15.63	\$16.74	\$19.00	\$20.06	\$29.67
Region 1		ANNUAL:	\$54,420	\$40,920	\$41,710	\$41,710	\$52,840	\$61,710
Employment:	50	HOURLY:	\$26.16	\$19.67	\$20.05	\$20.05	\$25.40	\$29.67
Region 4		ANNUAL:	\$56,330	\$34,940	\$38,810	\$39,520	\$40,090	\$43,300
Employment:	50	HOURLY:	\$27.08	\$16.80	\$18.66	\$19.00	\$19.27	\$20.82
Region 5		ANNUAL:	\$52,370	\$31,540	\$32,500	\$34,440	\$39,940	\$63,780
Employment:	100	HOURLY:	\$25.18	\$15.16	\$15.62	\$16.56	\$19.20	\$30.66
Region 7		ANNUAL:	\$60,680	\$37,180	\$38,870	\$40,470	\$42,800	\$61,710
Employment:	40	HOURLY:	\$29.17	\$17.87	\$18.69	\$19.46	\$20.57	\$29.67
Bismarck, ND MetroSA		ANNUAL:	\$46,490	\$37,180	\$37,180	\$40,000	\$42,790	\$45,920
Employment:	30	HOURLY:	\$22.35	\$17.87	\$17.87	\$19.23	\$20.57	\$22.08
Fargo, ND-MN MetroSA		ANNUAL:	\$39,350	\$25,130	\$28,760	\$34,470	\$40,480	\$62,690
Employment:	60	HOURLY:	\$18.92	\$12.08	\$13.83	\$16.57	\$19.46	\$30.14
Grand Forks, ND-MN MetroSA		ANNUAL:	N/A	N/A	N/A	N/A	N/A	N/A
Employment:	60	HOURLY:	N/A	N/A	N/A	N/A	N/A	N/A
West ND Nonmetro Area		ANNUAL:	\$56,980	\$35,100	\$40,470	\$40,920	\$41,710	\$61,710
Employment:	N/A	HOURLY:	\$27.39	\$16.88	\$19.46	\$19.67	\$20.06	\$29.67
East ND Nonmetro Area		ANNUAL:	\$50,720	\$32,500	\$34,430	\$34,930	\$40,050	\$43,300
Employment:	240	HOURLY:	\$24.39	\$15.63	\$16.55	\$16.80	\$19.25	\$20.82

'N/A' indicates data or information cannot be released due to reliability, availability, or confidentiality restrictions. Since a portion of substate employment is not attributed to a region, substate areas will NOT add up to statewide totals. Rounding and the absence of suppressed data may also affect additivity.

			WAGE ESTIMATES					
			Average (Mean)	10th Percentile	25th Percentile	50th Percentile (Median)	75th Percentile	90th Percentile
25-3041 Tutors								
Alternate Job Title(s): Algebra Tutor; Reading Tutor; Spanish Tutor; Standardized Test Tutor								
Instruct individual students or small groups of students in academic subjects to support formal class instruction or to prepare students for standardized or admissions tests. Excludes Postsecondary Teachers (25-1000), Elementary, Middle, Secondary, and Special Education Teachers (25-2000), Adult Basic Education, Adult Secondary Education, and English as a Second Language Instructors (25-3011), and Self-Enrichment Teachers (25-3021).								
North Dakota		ANNUAL:	\$49,550	\$37,310	\$48,990	\$49,560	\$50,020	\$56,060
Employment:	170	HOURLY:	\$23.82	\$17.94	\$23.55	\$23.83	\$24.05	\$26.95
Region 4		ANNUAL:	\$50,950	\$37,310	\$48,390	\$49,560	\$51,570	\$71,190
Employment:	10	HOURLY:	\$24.50	\$17.94	\$23.26	\$23.83	\$24.79	\$34.23
Region 5		ANNUAL:	\$44,860	\$32,320	\$38,060	\$49,550	\$49,550	\$52,600
Employment:	70	HOURLY:	\$21.57	\$15.54	\$18.30	\$23.82	\$23.82	\$25.29
Region 7		ANNUAL:	\$52,300	\$48,990	\$48,990	\$49,180	\$49,560	\$66,520
Employment:	20	HOURLY:	\$25.15	\$23.55	\$23.55	\$23.64	\$23.83	\$31.98
Bismarck, ND MetroSA		ANNUAL:	\$52,370	\$46,450	\$48,990	\$49,180	\$50,340	\$66,520
Employment:	20	HOURLY:	\$25.18	\$22.33	\$23.55	\$23.64	\$24.20	\$31.98
Fargo, ND-MN MetroSA		ANNUAL:	\$45,830	\$32,320	\$38,060	\$49,550	\$49,550	\$52,610
Employment:	70	HOURLY:	\$22.04	\$15.54	\$18.30	\$23.82	\$23.82	\$25.29
East ND Nonmetro Area		ANNUAL:	\$49,140	\$44,500	\$45,740	\$49,560	\$56,060	\$56,060
Employment:	40	HOURLY:	\$23.63	\$21.39	\$21.99	\$23.83	\$26.95	\$26.95

'N/A' indicates data or information cannot be released due to reliability, availability, or confidentiality restrictions. Since a portion of substate employment is not attributed to a region, substate areas will NOT add up to statewide totals. Rounding and the absence of suppressed data may also affect additivity.

			WAGE ESTIMATES					
			Average (Mean)	10th Percentile	25th Percentile	50th Percentile (Median)	75th Percentile	90th Percentile
25-3099 Teachers and Instructors, All Other								
Alternate Job Title(s): Sunday School Teacher								
All teachers and instructors not listed separately.								
North Dakota		ANNUAL:	\$61,090	\$31,320	\$48,900	\$57,120	\$72,970	\$83,360
Employment:	320	HOURLY:	N/A	N/A	N/A	N/A	N/A	N/A
Region 2		ANNUAL:	\$66,340	\$50,740	\$55,350	\$63,570	\$83,360	\$83,360
Employment:	60	HOURLY:	N/A	N/A	N/A	N/A	N/A	N/A
Region 3		ANNUAL:	\$75,770	\$54,140	\$62,030	\$74,630	\$81,370	\$107,680
Employment:	60	HOURLY:	N/A	N/A	N/A	N/A	N/A	N/A
Region 4		ANNUAL:	\$63,830	\$46,700	\$52,150	\$55,350	\$62,880	\$76,000
Employment:	30	HOURLY:	N/A	N/A	N/A	N/A	N/A	N/A
Region 5		ANNUAL:	\$48,980	\$29,180	\$29,500	\$55,350	\$55,350	\$66,690
Employment:	80	HOURLY:	N/A	N/A	N/A	N/A	N/A	N/A
Region 6		ANNUAL:	\$55,320	\$43,880	\$43,880	\$55,350	\$61,300	\$68,530
Employment:	30	HOURLY:	N/A	N/A	N/A	N/A	N/A	N/A
Region 7		ANNUAL:	\$57,910	\$29,410	\$47,280	\$55,350	\$78,600	\$79,020
Employment:	40	HOURLY:	N/A	N/A	N/A	N/A	N/A	N/A
Region 8		ANNUAL:	\$59,660	\$46,780	\$53,300	\$58,580	\$61,520	\$75,840
Employment:	10	HOURLY:	N/A	N/A	N/A	N/A	N/A	N/A
Bismarck, ND MetroSA		ANNUAL:	\$57,690	\$29,410	\$47,180	\$51,110	\$78,600	\$79,020
Employment:	40	HOURLY:	N/A	N/A	N/A	N/A	N/A	N/A
Fargo, ND-MN MetroSA		ANNUAL:	\$53,880	\$29,180	\$31,320	\$55,350	\$63,400	\$79,900
Employment:	100	HOURLY:	N/A	N/A	N/A	N/A	N/A	N/A
Grand Forks, ND-MN MetroSA		ANNUAL:	\$62,920	\$41,180	\$49,980	\$56,790	\$69,100	\$77,270
Employment:	40	HOURLY:	N/A	N/A	N/A	N/A	N/A	N/A
West ND Nonmetro Area		ANNUAL:	\$64,030	\$46,780	\$55,350	\$61,520	\$75,840	\$83,360
Employment:	80	HOURLY:	N/A	N/A	N/A	N/A	N/A	N/A
East ND Nonmetro Area		ANNUAL:	\$68,640	\$43,880	\$55,350	\$63,040	\$76,840	\$105,190
Employment:	100	HOURLY:	N/A	N/A	N/A	N/A	N/A	N/A

25-4011 Archivists

Alternate Job Title(s): Film Archivist; Historical Records Administrator; Reference Archivist

Appraise, edit, and direct safekeeping of permanent records and historically valuable documents. Participate in research activities based on archival materials.

North Dakota		ANNUAL:	\$52,650	\$38,710	\$49,770	\$50,960	\$57,770	\$62,780
Employment:	10	HOURLY:	\$25.31	\$18.61	\$23.93	\$24.50	\$27.78	\$30.18

25-4013 Museum Technicians and Conservators

Alternate Job Title(s): Ethnographic Materials Conservator; Museum Exhibit Technician; Textile Conservator

Restore, maintain, or prepare objects in museum collections for storage, research, or exhibit. May work with specimens such as fossils, skeletal parts, or botanicals; or artifacts, textiles, or art. May identify and record objects or install and arrange them in exhibits. Includes book or document conservators.

North Dakota		ANNUAL:	\$52,440	\$34,460	\$44,510	\$50,110	\$63,810	\$68,970
Employment:	10	HOURLY:	\$25.21	\$16.57	\$21.40	\$24.09	\$30.68	\$33.16

'N/A' indicates data or information cannot be released due to reliability, availability, or confidentiality restrictions. Since a portion of substate employment is not attributed to a region, substate areas will NOT add up to statewide totals. Rounding and the absence of suppressed data may also affect additivity.

			WAGE ESTIMATES					
			Average (Mean)	10th Percentile	25th Percentile	50th Percentile (Median)	75th Percentile	90th Percentile
25-4022 Librarians and Media Collections Specialists								
Alternate Job Title(s): Library Media Specialist; Multimedia Services Coordinator; Music Librarian; School Librarian								
Administer and maintain libraries or collections of information, for public or private access through reference or borrowing. Work in a variety of settings, such as educational institutions, museums, and corporations, and with various types of informational materials, such as books, periodicals, recordings, films, and databases. Tasks may include acquiring, cataloging, and circulating library materials, and user services such as locating and organizing information, providing instruction on how to access information, and setting up and operating a library's media equipment.								
North Dakota		ANNUAL:	\$58,490	\$37,190	\$40,390	\$60,940	\$66,080	\$81,270
Employment:	500	HOURLY:	\$28.12	\$17.88	\$19.42	\$29.30	\$31.77	\$39.07
Region 1		ANNUAL:	\$63,770	\$37,340	\$43,510	\$62,310	\$74,540	\$74,540
Employment:	40	HOURLY:	\$30.66	\$17.95	\$20.92	\$29.96	\$35.84	\$35.84
Region 2		ANNUAL:	\$56,570	\$37,340	\$38,100	\$62,230	\$63,430	\$75,260
Employment:	70	HOURLY:	\$27.20	\$17.95	\$18.32	\$29.92	\$30.49	\$36.18
Region 3		ANNUAL:	\$55,390	\$34,210	\$37,290	\$58,980	\$63,500	\$69,330
Employment:	30	HOURLY:	\$26.63	\$16.45	\$17.93	\$28.36	\$30.53	\$33.33
Region 4		ANNUAL:	\$52,810	\$37,290	\$40,390	\$53,940	\$61,560	\$63,190
Employment:	70	HOURLY:	\$25.39	\$17.93	\$19.42	\$25.93	\$29.60	\$30.38
Region 5		ANNUAL:	\$65,980	\$40,130	\$58,340	\$64,500	\$78,530	\$84,800
Employment:	120	HOURLY:	\$31.72	\$19.29	\$28.05	\$31.01	\$37.76	\$40.77
Region 6		ANNUAL:	\$50,510	\$28,380	\$35,760	\$51,810	\$60,980	\$72,390
Employment:	40	HOURLY:	\$24.29	\$13.64	\$17.19	\$24.91	\$29.32	\$34.80
Region 7		ANNUAL:	\$58,300	\$37,340	\$50,620	\$62,890	\$63,620	\$81,270
Employment:	110	HOURLY:	\$28.03	\$17.95	\$24.33	\$30.24	\$30.59	\$39.07
Region 8		ANNUAL:	\$54,610	\$37,160	\$37,350	\$52,350	\$65,660	\$68,560
Employment:	30	HOURLY:	\$26.25	\$17.86	\$17.96	\$25.17	\$31.57	\$32.96
Bismarck, ND MetroSA		ANNUAL:	\$63,550	\$51,260	\$58,690	\$63,620	\$66,470	\$81,460
Employment:	70	HOURLY:	\$30.56	\$24.64	\$28.22	\$30.59	\$31.96	\$39.16
Fargo, ND-MN MetroSA		ANNUAL:	\$70,770	\$53,320	\$60,390	\$66,080	\$81,500	\$88,540
Employment:	120	HOURLY:	\$34.02	\$25.63	\$29.03	\$31.77	\$39.18	\$42.57
Grand Forks, ND-MN MetroSA		ANNUAL:	\$55,170	\$40,390	\$40,390	\$53,940	\$61,560	\$83,290
Employment:	70	HOURLY:	\$26.52	\$19.42	\$19.42	\$25.93	\$29.60	\$40.04
West ND Nonmetro Area		ANNUAL:	\$56,030	\$37,280	\$37,820	\$61,700	\$65,660	\$74,540
Employment:	180	HOURLY:	\$26.94	\$17.92	\$18.18	\$29.66	\$31.57	\$35.84
East ND Nonmetro Area		ANNUAL:	\$52,200	\$34,200	\$37,130	\$57,990	\$62,590	\$68,060
Employment:	100	HOURLY:	\$25.10	\$16.44	\$17.85	\$27.88	\$30.09	\$32.72

'N/A' indicates data or information cannot be released due to reliability, availability, or confidentiality restrictions. Since a portion of substate employment is not attributed to a region, substate areas will NOT add up to statewide totals. Rounding and the absence of suppressed data may also affect additivity.

			WAGE ESTIMATES					
			Average (Mean)	10th Percentile	25th Percentile	50th Percentile (Median)	75th Percentile	90th Percentile
25-4031 Library Technicians								
Alternate Job Title(s): Library Acquisitions Technician; Library Circulation Technician								
Assist librarians by helping readers in the use of library catalogs, databases, and indexes to locate books and other materials; and by answering questions that require only brief consultation of standard reference. Compile records; sort and shelve books or other media; remove or repair damaged books or other media; register patrons; and check materials in and out of the circulation process. Replace materials in shelving area (stacks) or files. Includes bookmobile drivers who assist with providing services in mobile libraries.								
North Dakota		ANNUAL:	\$36,890	\$22,950	\$28,200	\$38,480	\$43,000	\$48,090
Employment:	320	HOURLY:	\$17.74	\$11.03	\$13.56	\$18.50	\$20.68	\$23.12
Region 1		ANNUAL:	\$37,030	\$26,830	\$28,210	\$36,620	\$43,510	\$47,820
Employment:	40	HOURLY:	\$17.80	\$12.90	\$13.56	\$17.61	\$20.92	\$22.99
Region 2		ANNUAL:	\$40,700	\$23,150	\$36,850	\$42,150	\$48,090	\$48,090
Employment:	50	HOURLY:	\$19.57	\$11.13	\$17.72	\$20.26	\$23.12	\$23.12
Region 5		ANNUAL:	\$38,580	\$22,950	\$33,730	\$38,480	\$43,700	\$54,310
Employment:	70	HOURLY:	\$18.55	\$11.03	\$16.22	\$18.50	\$21.01	\$26.11
Region 6		ANNUAL:	\$30,470	\$20,950	\$22,590	\$31,580	\$38,480	\$42,640
Employment:	20	HOURLY:	\$14.65	\$10.07	\$10.86	\$15.18	\$18.50	\$20.50
Region 7		ANNUAL:	\$36,860	\$24,250	\$29,970	\$38,480	\$41,040	\$45,850
Employment:	70	HOURLY:	\$17.72	\$11.66	\$14.41	\$18.50	\$19.73	\$22.04
Region 8		ANNUAL:	\$35,920	\$23,050	\$23,510	\$38,480	\$46,990	\$47,390
Employment:	50	HOURLY:	\$17.27	\$11.08	\$11.30	\$18.50	\$22.59	\$22.79
Bismarck, ND MetroSA		ANNUAL:	\$39,800	\$29,970	\$36,980	\$41,040	\$45,850	\$45,850
Employment:	50	HOURLY:	\$19.14	\$14.41	\$17.78	\$19.73	\$22.05	\$22.05
Fargo, ND-MN MetroSA		ANNUAL:	\$41,260	\$32,790	\$35,100	\$40,340	\$45,590	\$55,920
Employment:	80	HOURLY:	\$19.84	\$15.77	\$16.88	\$19.40	\$21.92	\$26.88
Grand Forks, ND-MN MetroSA		ANNUAL:	\$39,830	\$29,190	\$33,130	\$38,710	\$51,440	\$53,360
Employment:	10	HOURLY:	\$19.15	\$14.03	\$15.93	\$18.61	\$24.73	\$25.66
West ND Nonmetro Area		ANNUAL:	\$36,910	\$23,250	\$27,560	\$38,480	\$46,990	\$48,090
Employment:	160	HOURLY:	\$17.75	\$11.18	\$13.25	\$18.50	\$22.59	\$23.12
East ND Nonmetro Area		ANNUAL:	\$30,340	\$20,950	\$22,500	\$31,450	\$38,480	\$42,640
Employment:	50	HOURLY:	\$14.59	\$10.07	\$10.82	\$15.12	\$18.50	\$20.50

25-9021 Farm and Home Management Educators**Alternate Job Title(s):** Agricultural Extension Educator; Family Resource Management Specialist; Feed Management Advisor

Instruct and advise individuals and families engaged in agriculture, agricultural-related processes, or home management activities. Demonstrate procedures and apply research findings to advance agricultural and home management activities. May develop educational outreach programs. May instruct on either agricultural issues such as agricultural processes and techniques, pest management, and food safety, or on home management issues such as budgeting, nutrition, and child development. Excludes Dietitians and Nutritionists (29-1031).

North Dakota		ANNUAL:	\$62,370	\$39,540	\$49,050	\$61,010	\$76,100	\$81,010
Employment:	80	HOURLY:	\$29.98	\$19.01	\$23.58	\$29.33	\$36.59	\$38.95
Region 2		ANNUAL:	\$63,200	\$39,540	\$49,120	\$61,100	\$73,910	\$82,660
Employment:	10	HOURLY:	\$30.38	\$19.01	\$23.61	\$29.38	\$35.54	\$39.74
West ND Nonmetro Area		ANNUAL:	\$61,590	\$39,540	\$40,700	\$52,440	\$73,910	\$81,120
Employment:	30	HOURLY:	\$29.61	\$19.01	\$19.57	\$25.21	\$35.54	\$39.00

'N/A' indicates data or information cannot be released due to reliability, availability, or confidentiality restrictions. Since a portion of substate employment is not attributed to a region, substate areas will NOT add up to statewide totals. Rounding and the absence of suppressed data may also affect additivity.

			WAGE ESTIMATES					
			Average (Mean)	10th Percentile	25th Percentile	50th Percentile (Median)	75th Percentile	90th Percentile
25-9031 Instructional Coordinators								
Alternate Job Title(s): Curriculum and Assessment Director; Curriculum Specialist; Special Education Curriculum Specialist								
Develop instructional material, coordinate educational content, and incorporate current technology into instruction in order to provide guidelines to educators and instructors for developing curricula and conducting courses. May train and coach teachers. Includes educational consultants and specialists, and instructional material directors.								
North Dakota		ANNUAL:	\$72,540	\$51,630	\$62,820	\$73,570	\$82,460	\$88,830
Employment:	340	HOURLY:	\$34.87	\$24.82	\$30.20	\$35.37	\$39.65	\$42.71
Region 1		ANNUAL:	\$75,230	\$63,470	\$65,940	\$76,940	\$77,800	\$88,840
Employment:	20	HOURLY:	\$36.17	\$30.52	\$31.70	\$36.99	\$37.40	\$42.71
Region 2		ANNUAL:	\$74,950	\$61,720	\$63,410	\$77,750	\$82,990	\$88,840
Employment:	30	HOURLY:	\$36.03	\$29.67	\$30.49	\$37.38	\$39.90	\$42.71
Region 3		ANNUAL:	\$70,680	\$49,710	\$65,580	\$65,580	\$79,120	\$83,720
Employment:	20	HOURLY:	\$33.98	\$23.90	\$31.53	\$31.53	\$38.04	\$40.25
Region 4		ANNUAL:	\$66,000	\$52,500	\$63,260	\$63,930	\$75,960	\$77,320
Employment:	40	HOURLY:	\$31.73	\$25.24	\$30.41	\$30.73	\$36.52	\$37.17
Region 5		ANNUAL:	\$72,800	\$51,360	\$61,040	\$67,950	\$84,760	\$107,980
Employment:	100	HOURLY:	\$35.00	\$24.69	\$29.35	\$32.67	\$40.75	\$51.91
Region 7		ANNUAL:	\$72,980	\$60,240	\$63,230	\$77,800	\$82,650	\$82,650
Employment:	80	HOURLY:	\$35.09	\$28.96	\$30.40	\$37.40	\$39.73	\$39.73
Region 8		ANNUAL:	\$71,390	\$49,260	\$60,290	\$79,360	\$80,020	\$88,840
Employment:	30	HOURLY:	\$34.32	\$23.68	\$28.98	\$38.15	\$38.47	\$42.71
Bismarck, ND MetroSA		ANNUAL:	\$72,130	\$60,230	\$63,230	\$76,140	\$82,650	\$82,650
Employment:	70	HOURLY:	\$34.68	\$28.96	\$30.40	\$36.61	\$39.73	\$39.73
Fargo, ND-MN MetroSA		ANNUAL:	\$73,100	\$51,360	\$61,040	\$67,950	\$84,760	\$93,330
Employment:	140	HOURLY:	\$35.14	\$24.69	\$29.35	\$32.67	\$40.75	\$44.87
Grand Forks, ND-MN MetroSA		ANNUAL:	\$65,370	\$52,500	\$62,310	\$63,930	\$74,500	\$78,050
Employment:	40	HOURLY:	\$31.43	\$25.24	\$29.96	\$30.73	\$35.82	\$37.52
West ND Nonmetro Area		ANNUAL:	\$74,300	\$49,250	\$63,470	\$76,940	\$82,400	\$88,840
Employment:	100	HOURLY:	\$35.72	\$23.68	\$30.52	\$36.99	\$39.62	\$42.71
East ND Nonmetro Area		ANNUAL:	\$73,830	\$53,510	\$62,160	\$69,330	\$79,120	\$97,710
Employment:	50	HOURLY:	\$35.50	\$25.72	\$29.89	\$33.33	\$38.04	\$46.98

'N/A' indicates data or information cannot be released due to reliability, availability, or confidentiality restrictions. Since a portion of substate employment is not attributed to a region, substate areas will NOT add up to statewide totals. Rounding and the absence of suppressed data may also affect additivity.

	WAGE ESTIMATES					
	Average (Mean)	10th Percentile	25th Percentile	50th Percentile (Median)	75th Percentile	90th Percentile

25-9044 Teaching Assistants, Postsecondary

Alternate Job Title(s): Assistant Instructor; College Biology Teaching Assistant; University Teaching Assistant

Assist faculty or other instructional staff in postsecondary institutions by performing instructional support activities, such as developing teaching materials, leading discussion groups, preparing and giving examinations, and grading examinations or papers. Graduate students who teach one or more full courses should be classified in the 25-1000 minor group.

North Dakota		ANNUAL:	\$39,840	\$22,590	\$22,600	\$45,960	\$51,230	\$56,440
Employment: 50		HOURLY:	N/A	N/A	N/A	N/A	N/A	N/A
Region 5		ANNUAL:	\$40,890	\$22,590	\$39,730	\$45,960	\$45,960	\$45,960
Employment: 20		HOURLY:	N/A	N/A	N/A	N/A	N/A	N/A
Fargo, ND-MN MetroSA		ANNUAL:	\$49,170	\$39,720	\$45,960	\$45,960	\$58,120	\$66,030
Employment: 30		HOURLY:	N/A	N/A	N/A	N/A	N/A	N/A
Grand Forks, ND-MN MetroSA		ANNUAL:	\$55,500	\$51,230	\$51,230	\$51,230	\$56,580	\$63,890
Employment: 20		HOURLY:	N/A	N/A	N/A	N/A	N/A	N/A

'N/A' indicates data or information cannot be released due to reliability, availability, or confidentiality restrictions. Since a portion of substate employment is not attributed to a region, substate areas will NOT add up to statewide totals. Rounding and the absence of suppressed data may also affect additivity.

		WAGE ESTIMATES						
		Average (Mean)	10th Percentile	25th Percentile	50th Percentile (Median)	75th Percentile	90th Percentile	
25-9045 Teaching Assistants, Except Postsecondary								
Alternate Job Title(s): Elementary Learning Support Aide; Middle School Paraeducator; Special Education Classroom Aide; Adult ESL Teacher Aide; Adult Literacy Teaching Aide; Sunday School Teacher Aide								
Assist a preschool, elementary, middle, or secondary school teacher with instructional duties or provide academic, social, or life skills to students who have learning, emotional, or physical disabilities. Serve in a position for which a teacher has primary responsibility for the design and implementation of educational programs and services. Includes all teaching assistants not listed separately except Teaching Assistants, Postsecondary (25-9044).								
North Dakota		ANNUAL:	\$38,020	\$30,300	\$33,210	\$37,510	\$40,140	\$48,370
Employment:	5,880	HOURLY:	N/A	N/A	N/A	N/A	N/A	N/A
Region 1		ANNUAL:	\$39,910	\$35,410	\$36,450	\$37,090	\$40,070	\$46,390
Employment:	390	HOURLY:	N/A	N/A	N/A	N/A	N/A	N/A
Region 2		ANNUAL:	\$42,050	\$32,120	\$36,020	\$39,570	\$51,000	\$51,000
Employment:	850	HOURLY:	N/A	N/A	N/A	N/A	N/A	N/A
Region 3		ANNUAL:	\$39,950	\$30,250	\$31,980	\$36,590	\$46,580	\$61,430
Employment:	400	HOURLY:	N/A	N/A	N/A	N/A	N/A	N/A
Region 4		ANNUAL:	\$35,370	\$30,680	\$33,520	\$36,340	\$37,510	\$37,930
Employment:	950	HOURLY:	N/A	N/A	N/A	N/A	N/A	N/A
Region 5		ANNUAL:	\$36,410	\$30,210	\$31,640	\$35,920	\$39,030	\$40,140
Employment:	1,420	HOURLY:	N/A	N/A	N/A	N/A	N/A	N/A
Region 6		ANNUAL:	\$35,030	\$27,610	\$30,210	\$33,210	\$37,170	\$44,430
Employment:	430	HOURLY:	N/A	N/A	N/A	N/A	N/A	N/A
Region 7		ANNUAL:	\$38,900	\$30,480	\$36,780	\$40,170	\$40,170	\$46,160
Employment:	1,100	HOURLY:	N/A	N/A	N/A	N/A	N/A	N/A
Region 8		ANNUAL:	\$38,620	\$30,680	\$36,140	\$38,200	\$39,470	\$47,630
Employment:	330	HOURLY:	N/A	N/A	N/A	N/A	N/A	N/A
Bismarck, ND MetroSA		ANNUAL:	\$39,370	\$32,430	\$37,870	\$40,170	\$40,170	\$46,160
Employment:	900	HOURLY:	N/A	N/A	N/A	N/A	N/A	N/A
Fargo, ND-MN MetroSA		ANNUAL:	\$36,680	\$27,050	\$31,640	\$37,160	\$39,210	\$45,610
Employment:	1,620	HOURLY:	N/A	N/A	N/A	N/A	N/A	N/A
Grand Forks, ND-MN MetroSA		ANNUAL:	\$35,550	\$30,780	\$33,520	\$36,440	\$37,510	\$37,930
Employment:	1,040	HOURLY:	N/A	N/A	N/A	N/A	N/A	N/A
West ND Nonmetro Area		ANNUAL:	\$40,340	\$31,040	\$36,110	\$38,200	\$46,220	\$51,000
Employment:	1,780	HOURLY:	N/A	N/A	N/A	N/A	N/A	N/A
East ND Nonmetro Area		ANNUAL:	\$36,650	\$30,040	\$30,350	\$35,450	\$37,700	\$48,170
Employment:	1,200	HOURLY:	N/A	N/A	N/A	N/A	N/A	N/A

'N/A' indicates data or information cannot be released due to reliability, availability, or confidentiality restrictions. Since a portion of substate employment is not attributed to a region, substate areas will NOT add up to statewide totals. Rounding and the absence of suppressed data may also affect additivity.

			WAGE ESTIMATES					
			Average (Mean)	10th Percentile	25th Percentile	50th Percentile (Median)	75th Percentile	90th Percentile
25-9099 Educational Instruction and Library Workers, All Other								
Alternate Job Title(s): Aptitude Test (SAT) Grader; General Educational Development (GED®) Examiner								
All educational instruction and library workers not listed separately.								
North Dakota		ANNUAL:	\$48,860	\$36,070	\$41,120	\$48,530	\$52,920	\$59,870
Employment:	150	HOURLY:	\$23.49	\$17.34	\$19.77	\$23.33	\$25.44	\$28.79
Region 3		ANNUAL:	\$46,970	\$40,370	\$41,870	\$50,020	\$50,020	\$50,020
Employment:	70	HOURLY:	\$22.58	\$19.41	\$20.13	\$24.05	\$24.05	\$24.05
Region 5		ANNUAL:	\$45,480	\$33,530	\$33,530	\$36,070	\$52,920	\$58,210
Employment:	N/A	HOURLY:	\$21.87	\$16.12	\$16.12	\$17.34	\$25.44	\$27.99
Region 7		ANNUAL:	\$59,920	\$46,700	\$57,120	\$61,530	\$64,880	\$77,410
Employment:	20	HOURLY:	\$28.81	\$22.45	\$27.46	\$29.58	\$31.19	\$37.21
Bismarck, ND MetroSA		ANNUAL:	\$59,920	\$46,700	\$57,120	\$61,530	\$64,880	\$77,410
Employment:	20	HOURLY:	\$28.81	\$22.45	\$27.46	\$29.58	\$31.19	\$37.21
Fargo, ND-MN MetroSA		ANNUAL:	\$47,440	\$33,530	\$36,070	\$41,320	\$51,810	\$73,360
Employment:	40	HOURLY:	\$22.81	\$16.12	\$17.34	\$19.86	\$24.91	\$35.27
Grand Forks, ND-MN MetroSA		ANNUAL:	\$47,980	\$34,600	\$38,640	\$43,970	\$57,040	\$62,510
Employment:	30	HOURLY:	\$23.07	\$16.64	\$18.58	\$21.14	\$27.42	\$30.05
West ND Nonmetro Area		ANNUAL:	\$48,490	\$40,210	\$40,690	\$50,420	\$58,170	\$58,170
Employment:	20	HOURLY:	\$23.31	\$19.33	\$19.56	\$24.24	\$27.97	\$27.97
East ND Nonmetro Area		ANNUAL:	\$47,190	\$40,370	\$41,870	\$50,020	\$50,020	\$50,020
Employment:	70	HOURLY:	\$22.69	\$19.41	\$20.13	\$24.05	\$24.05	\$24.05

'N/A' indicates data or information cannot be released due to reliability, availability, or confidentiality restrictions. Since a portion of substate employment is not attributed to a region, substate areas will NOT add up to statewide totals. Rounding and the absence of suppressed data may also affect additivity.

		WAGE ESTIMATES						
		Average (Mean)	10th Percentile	25th Percentile	50th Percentile (Median)	75th Percentile	90th Percentile	
27-0000 Arts, Design, Entertainment, Sports, and Media Occupations								
Alternate Job Title(s): N/A								
North Dakota		ANNUAL:	\$51,500	\$27,760	\$34,610	\$45,540	\$61,740	\$82,930
Employment:	5,210	HOURLY:	\$24.76	\$13.35	\$16.64	\$21.89	\$29.68	\$39.87
Region 1		ANNUAL:	\$47,180	\$21,410	\$30,040	\$40,060	\$55,240	\$80,890
Employment:	230	HOURLY:	\$22.68	\$10.29	\$14.44	\$19.26	\$26.56	\$38.89
Region 2		ANNUAL:	\$46,740	\$22,170	\$30,490	\$40,740	\$53,920	\$80,890
Employment:	420	HOURLY:	\$22.47	\$10.66	\$14.66	\$19.59	\$25.92	\$38.89
Region 3		ANNUAL:	\$47,800	\$25,060	\$30,070	\$43,220	\$61,030	\$76,740
Employment:	120	HOURLY:	\$22.98	\$12.05	\$14.45	\$20.78	\$29.34	\$36.90
Region 4		ANNUAL:	\$54,520	\$29,370	\$38,310	\$47,570	\$63,810	\$82,500
Employment:	500	HOURLY:	\$26.21	\$14.12	\$18.42	\$22.87	\$30.68	\$39.66
Region 5		ANNUAL:	\$51,620	\$29,590	\$34,850	\$44,830	\$60,220	\$82,860
Employment:	2,170	HOURLY:	\$24.82	\$14.23	\$16.75	\$21.55	\$28.95	\$39.84
Region 6		ANNUAL:	\$46,230	\$23,110	\$30,300	\$40,070	\$60,060	\$79,550
Employment:	240	HOURLY:	\$22.22	\$11.11	\$14.56	\$19.26	\$28.88	\$38.24
Region 7		ANNUAL:	\$53,060	\$27,610	\$35,540	\$47,390	\$66,000	\$82,250
Employment:	1,180	HOURLY:	\$25.51	\$13.28	\$17.09	\$22.78	\$31.73	\$39.54
Region 8		ANNUAL:	\$54,830	\$29,750	\$35,970	\$49,320	\$74,310	\$83,220
Employment:	320	HOURLY:	\$26.36	\$14.30	\$17.29	\$23.71	\$35.73	\$40.01
Bismarck, ND MetroSA		ANNUAL:	\$53,440	\$27,960	\$35,690	\$47,890	\$66,240	\$82,250
Employment:	1,110	HOURLY:	\$25.69	\$13.44	\$17.16	\$23.03	\$31.85	\$39.54
Fargo, ND-MN MetroSA		ANNUAL:	N/A	N/A	N/A	N/A	N/A	N/A
Employment:	2,360	HOURLY:	N/A	N/A	N/A	N/A	N/A	N/A
Grand Forks, ND-MN MetroSA		ANNUAL:	\$55,270	\$29,690	\$38,550	\$47,570	\$63,690	\$82,690
Employment:	560	HOURLY:	\$26.57	\$14.28	\$18.54	\$22.87	\$30.62	\$39.76
West ND Nonmetro Area		ANNUAL:	\$49,340	\$25,630	\$30,570	\$43,280	\$62,300	\$83,220
Employment:	1,050	HOURLY:	\$23.72	\$12.32	\$14.70	\$20.81	\$29.95	\$40.01
East ND Nonmetro Area		ANNUAL:	\$47,960	\$23,110	\$30,670	\$42,540	\$60,870	\$80,890
Employment:	490	HOURLY:	\$23.06	\$11.11	\$14.75	\$20.45	\$29.27	\$38.89

27-1011 Art Directors

Alternate Job Title(s): Magazine Designer

Formulate design concepts and presentation approaches for visual productions and media, such as print, broadcasting, video, and film. Direct workers engaged in artwork or layout design. Excludes Set and Exhibit Designers (27-1027).

North Dakota		ANNUAL:	\$70,750	\$47,670	\$60,850	\$62,310	\$91,240	\$91,240
Employment:	30	HOURLY:	\$34.01	\$22.92	\$29.26	\$29.96	\$43.87	\$43.87
Region 5		ANNUAL:	\$81,510	\$61,980	\$64,860	\$91,240	\$91,240	\$106,940
Employment:	10	HOURLY:	\$39.19	\$29.80	\$31.18	\$43.87	\$43.87	\$51.42
Fargo, ND-MN MetroSA		ANNUAL:	\$83,250	\$61,980	\$64,860	\$91,240	\$91,240	\$106,940
Employment:	N/A	HOURLY:	\$40.02	\$29.80	\$31.18	\$43.87	\$43.87	\$51.42

'N/A' indicates data or information cannot be released due to reliability, availability, or confidentiality restrictions. Since a portion of substate employment is not attributed to a region, substate areas will NOT add up to statewide totals. Rounding and the absence of suppressed data may also affect additivity.

			WAGE ESTIMATES				
			Average (Mean)	10th Percentile	25th Percentile	50th Percentile (Median)	75th Percentile
27-1013 Fine Artists, Including Painters, Sculptors, and Illustrators							
Alternate Job Title(s): Ice Sculptor; Political Cartoonist; Scientific Illustrator; Sketch Artist							
Create original artwork using any of a wide variety of media and techniques.							
North Dakota		ANNUAL:	N/A	N/A	N/A	N/A	N/A
Employment:	80	HOURLY:	N/A	N/A	N/A	N/A	N/A
Region 5		ANNUAL:	\$94,640	\$59,990	\$59,990	\$105,120	\$118,190
Employment:	60	HOURLY:	\$45.50	\$28.84	\$28.84	\$50.54	\$56.82
Fargo, ND-MN MetroSA		ANNUAL:	\$94,640	\$59,990	\$59,990	\$105,120	\$118,190
Employment:	60	HOURLY:	\$45.50	\$28.84	\$28.84	\$50.54	\$56.82

27-1019 Artists and Related Workers, All Other**Alternate Job Title(s):** Calligrapher; Tattoo Artist

All artists and related workers not listed separately.

North Dakota		ANNUAL:	\$34,270	\$27,570	\$28,140	\$37,120	\$38,120	\$38,860
Employment:	10	HOURLY:	\$16.47	\$13.26	\$13.53	\$17.85	\$18.33	\$18.68

27-1021 Commercial and Industrial Designers**Alternate Job Title(s):** Automobile Designer; Package Designer

Design and develop manufactured products, such as cars, home appliances, and children's toys. Combine artistic talent with research on product use, marketing, and materials to create the most functional and appealing product design.

North Dakota		ANNUAL:	\$47,070	\$21,070	\$45,280	\$46,440	\$46,630	\$57,770
Employment:	80	HOURLY:	\$22.63	\$10.13	\$21.77	\$22.33	\$22.42	\$27.77
Region 5		ANNUAL:	\$50,970	\$46,440	\$46,440	\$46,450	\$53,290	\$65,590
Employment:	30	HOURLY:	\$24.50	\$22.33	\$22.33	\$22.33	\$25.62	\$31.53
Fargo, ND-MN MetroSA		ANNUAL:	\$53,840	\$46,440	\$46,440	\$46,450	\$57,770	\$76,320
Employment:	30	HOURLY:	\$25.88	\$22.33	\$22.33	\$22.33	\$27.77	\$36.69
West ND Nonmetro Area		ANNUAL:	\$42,870	\$20,550	\$45,120	\$45,780	\$46,630	\$46,630
Employment:	20	HOURLY:	\$20.61	\$9.88	\$21.69	\$22.01	\$22.42	\$22.42

'N/A' indicates data or information cannot be released due to reliability, availability, or confidentiality restrictions. Since a portion of substate employment is not attributed to a region, substate areas will NOT add up to statewide totals. Rounding and the absence of suppressed data may also affect additivity.

			WAGE ESTIMATES					
			Average (Mean)	10th Percentile	25th Percentile	50th Percentile (Median)	75th Percentile	90th Percentile
27-1023 Floral Designers								
Alternate Job Title(s): Corsage Maker; Florist; Flower Arranger								
Design, cut, and arrange live, dried, or artificial flowers and foliage.								
North Dakota		ANNUAL:	\$33,210	\$29,030	\$29,860	\$31,240	\$37,490	\$39,450
Employment:	160	HOURLY:	\$15.97	\$13.96	\$14.36	\$15.02	\$18.02	\$18.97
Region 2		ANNUAL:	\$33,570	\$30,050	\$30,110	\$31,770	\$37,430	\$41,150
Employment:	20	HOURLY:	\$16.14	\$14.45	\$14.47	\$15.28	\$18.00	\$19.78
Region 4		ANNUAL:	\$33,170	\$28,780	\$28,780	\$33,740	\$37,220	\$37,880
Employment:	10	HOURLY:	\$15.95	\$13.84	\$13.84	\$16.22	\$17.90	\$18.21
Region 5		ANNUAL:	\$33,990	\$29,030	\$29,750	\$32,950	\$38,000	\$40,980
Employment:	50	HOURLY:	\$16.34	\$13.96	\$14.30	\$15.84	\$18.27	\$19.70
Region 7		ANNUAL:	\$33,390	\$29,370	\$29,720	\$29,980	\$37,650	\$44,590
Employment:	30	HOURLY:	\$16.05	\$14.12	\$14.29	\$14.41	\$18.10	\$21.44
Bismarck, ND MetroSA		ANNUAL:	\$33,460	\$29,370	\$29,730	\$29,980	\$37,650	\$44,600
Employment:	30	HOURLY:	\$16.09	\$14.12	\$14.29	\$14.41	\$18.10	\$21.44
Fargo, ND-MN MetroSA		ANNUAL:	\$33,980	\$29,030	\$29,750	\$32,950	\$38,000	\$40,980
Employment:	50	HOURLY:	\$16.34	\$13.96	\$14.30	\$15.84	\$18.27	\$19.70
Grand Forks, ND-MN MetroSA		ANNUAL:	\$32,820	\$25,890	\$28,780	\$31,770	\$37,220	\$40,420
Employment:	20	HOURLY:	\$15.78	\$12.45	\$13.84	\$15.28	\$17.90	\$19.43
West ND Nonmetro Area		ANNUAL:	\$32,880	\$29,840	\$30,350	\$31,770	\$37,060	\$38,950
Employment:	50	HOURLY:	\$15.81	\$14.34	\$14.59	\$15.28	\$17.82	\$18.72
East ND Nonmetro Area		ANNUAL:	\$31,270	\$20,770	\$29,590	\$30,490	\$36,040	\$37,580
Employment:	20	HOURLY:	\$15.03	\$9.99	\$14.23	\$14.66	\$17.33	\$18.07

'N/A' indicates data or information cannot be released due to reliability, availability, or confidentiality restrictions. Since a portion of substate employment is not attributed to a region, substate areas will NOT add up to statewide totals. Rounding and the absence of suppressed data may also affect additivity.

		WAGE ESTIMATES						
		Average (Mean)	10th Percentile	25th Percentile	50th Percentile (Median)	75th Percentile	90th Percentile	
27-1024 Graphic Designers								
Alternate Job Title(s): Graphic Artist; Visual Designer								
Design or create graphics to meet specific commercial or promotional needs, such as packaging, displays, or logos. May use a variety of mediums to achieve artistic or decorative effects. Excludes Web and Digital Interface Designers (15-1255).								
North Dakota		ANNUAL:	\$49,400	\$31,840	\$36,780	\$45,150	\$60,200	\$71,240
Employment:	510	HOURLY:	\$23.75	\$15.31	\$17.68	\$21.71	\$28.94	\$34.25
Region 2		ANNUAL:	\$49,940	\$32,240	\$42,880	\$44,920	\$50,850	\$72,410
Employment:	20	HOURLY:	\$24.01	\$15.50	\$20.61	\$21.60	\$24.45	\$34.81
Region 4		ANNUAL:	\$51,000	\$32,430	\$40,720	\$45,050	\$61,740	\$70,760
Employment:	60	HOURLY:	\$24.52	\$15.59	\$19.58	\$21.66	\$29.68	\$34.02
Region 5		ANNUAL:	\$49,510	\$31,840	\$34,030	\$45,510	\$60,620	\$71,740
Employment:	280	HOURLY:	\$23.80	\$15.31	\$16.36	\$21.88	\$29.15	\$34.49
Region 6		ANNUAL:	\$48,260	\$35,330	\$36,780	\$44,950	\$57,520	\$62,860
Employment:	30	HOURLY:	\$23.20	\$16.99	\$17.68	\$21.61	\$27.65	\$30.22
Region 7		ANNUAL:	\$49,430	\$37,050	\$42,060	\$46,470	\$55,000	\$70,480
Employment:	90	HOURLY:	\$23.76	\$17.81	\$20.22	\$22.34	\$26.44	\$33.88
Region 8		ANNUAL:	\$47,390	\$36,380	\$38,160	\$43,640	\$55,430	\$72,400
Employment:	20	HOURLY:	\$22.78	\$17.49	\$18.34	\$20.98	\$26.65	\$34.81
Bismarck, ND MetroSA		ANNUAL:	\$49,430	\$37,050	\$42,060	\$46,470	\$55,000	\$70,480
Employment:	90	HOURLY:	\$23.76	\$17.81	\$20.22	\$22.34	\$26.44	\$33.88
Fargo, ND-MN MetroSA		ANNUAL:	\$49,710	\$31,840	\$35,160	\$45,510	\$61,560	\$71,330
Employment:	310	HOURLY:	\$23.90	\$15.31	\$16.90	\$21.88	\$29.60	\$34.29
Grand Forks, ND-MN MetroSA		ANNUAL:	\$49,840	\$31,180	\$38,920	\$45,040	\$60,940	\$70,700
Employment:	70	HOURLY:	\$23.96	\$14.99	\$18.71	\$21.66	\$29.30	\$33.99
West ND Nonmetro Area		ANNUAL:	\$47,820	\$33,920	\$38,160	\$44,420	\$50,840	\$72,400
Employment:	40	HOURLY:	\$22.99	\$16.31	\$18.34	\$21.36	\$24.44	\$34.81
East ND Nonmetro Area		ANNUAL:	\$48,360	\$35,330	\$36,780	\$46,600	\$57,510	\$62,860
Employment:	40	HOURLY:	\$23.25	\$16.99	\$17.68	\$22.41	\$27.65	\$30.22

'N/A' indicates data or information cannot be released due to reliability, availability, or confidentiality restrictions. Since a portion of substate employment is not attributed to a region, substate areas will NOT add up to statewide totals. Rounding and the absence of suppressed data may also affect additivity.

		WAGE ESTIMATES						
		Average (Mean)	10th Percentile	25th Percentile	50th Percentile (Median)	75th Percentile	90th Percentile	
27-1025 Interior Designers		Alternate Job Title(s): Home Lighting Adviser; Interior Decorator; Kitchen Designer						
Plan, design, and furnish the internal space of rooms or buildings. Design interior environments or create physical layouts that are practical, aesthetic, and conducive to the intended purposes. May specialize in a particular field, style, or phase of interior design. Excludes Merchandise Displayers and Window Trimmers (27-1026).								
North Dakota		ANNUAL:	\$49,250	\$29,780	\$40,110	\$46,080	\$56,050	\$71,590
Employment:	160	HOURLY:	\$23.68	\$14.32	\$19.28	\$22.16	\$26.95	\$34.42
Region 2		ANNUAL:	\$41,310	\$28,450	\$29,780	\$29,780	\$43,100	\$62,280
Employment:	10	HOURLY:	\$19.86	\$13.68	\$14.32	\$14.32	\$20.72	\$29.94
Region 5		ANNUAL:	\$50,080	\$37,900	\$43,060	\$47,220	\$55,500	\$68,720
Employment:	80	HOURLY:	\$24.07	\$18.22	\$20.70	\$22.70	\$26.68	\$33.04
Region 7		ANNUAL:	\$48,260	\$29,430	\$35,300	\$43,150	\$60,550	\$76,410
Employment:	40	HOURLY:	\$23.20	\$14.15	\$16.97	\$20.75	\$29.11	\$36.74
Bismarck, ND MetroSA		ANNUAL:	\$50,260	\$29,970	\$38,820	\$47,070	\$62,040	\$76,410
Employment:	40	HOURLY:	\$24.16	\$14.41	\$18.66	\$22.63	\$29.83	\$36.74
Fargo, ND-MN MetroSA		ANNUAL:	\$50,990	\$38,270	\$43,060	\$48,170	\$56,050	\$71,590
Employment:	80	HOURLY:	\$24.52	\$18.40	\$20.70	\$23.16	\$26.95	\$34.42
West ND Nonmetro Area		ANNUAL:	\$40,930	\$28,450	\$29,780	\$29,780	\$43,100	\$70,180
Employment:	N/A	HOURLY:	\$19.68	\$13.68	\$14.32	\$14.32	\$20.72	\$33.74

27-1026 Merchandise Displayers and Window Trimmers**Alternate Job Title(s):** Display Artist; Mannequin Decorator; Window Decorator

Plan and erect commercial displays, such as those in windows and interiors of retail stores and at trade exhibitions.

North Dakota		ANNUAL:	\$40,370	\$30,240	\$35,540	\$39,880	\$42,810	\$48,900
Employment:	580	HOURLY:	\$19.41	\$14.54	\$17.09	\$19.17	\$20.58	\$23.51
Region 2		ANNUAL:	\$40,330	\$30,490	\$36,160	\$39,870	\$42,540	\$48,900
Employment:	60	HOURLY:	\$19.39	\$14.66	\$17.38	\$19.17	\$20.45	\$23.51
Region 4		ANNUAL:	\$40,800	\$29,620	\$35,470	\$39,980	\$43,400	\$47,790
Employment:	80	HOURLY:	\$19.62	\$14.24	\$17.05	\$19.22	\$20.87	\$22.98
Region 5		ANNUAL:	\$40,770	\$30,290	\$35,850	\$40,560	\$43,360	\$49,120
Employment:	220	HOURLY:	\$19.60	\$14.56	\$17.23	\$19.50	\$20.85	\$23.62
Region 7		ANNUAL:	\$39,420	\$30,060	\$35,460	\$37,140	\$42,540	\$47,690
Employment:	120	HOURLY:	\$18.95	\$14.45	\$17.05	\$17.86	\$20.45	\$22.93
Bismarck, ND MetroSA		ANNUAL:	\$39,420	\$30,060	\$35,460	\$37,140	\$42,540	\$47,690
Employment:	120	HOURLY:	\$18.95	\$14.45	\$17.05	\$17.86	\$20.45	\$22.93
Fargo, ND-MN MetroSA		ANNUAL:	\$40,400	\$30,290	\$36,020	\$39,970	\$43,000	\$48,110
Employment:	240	HOURLY:	\$19.42	\$14.56	\$17.32	\$19.22	\$20.67	\$23.13
Grand Forks, ND-MN MetroSA		ANNUAL:	\$39,960	\$29,620	\$35,470	\$39,880	\$42,760	\$46,460
Employment:	80	HOURLY:	\$19.21	\$14.24	\$17.05	\$19.17	\$20.56	\$22.34
West ND Nonmetro Area		ANNUAL:	\$39,920	\$30,490	\$35,970	\$36,830	\$42,540	\$48,900
Employment:	110	HOURLY:	\$19.19	\$14.66	\$17.29	\$17.71	\$20.45	\$23.51

'N/A' indicates data or information cannot be released due to reliability, availability, or confidentiality restrictions. Since a portion of substate employment is not attributed to a region, substate areas will NOT add up to statewide totals. Rounding and the absence of suppressed data may also affect additivity.

			WAGE ESTIMATES					
			Average (Mean)	10th Percentile	25th Percentile	50th Percentile (Median)	75th Percentile	90th Percentile
27-1029 Designers, All Other								
Alternate Job Title(s): Memorial Marker Designer								
All designers not listed separately.								
North Dakota		ANNUAL:	\$50,220	\$40,970	\$40,980	\$46,420	\$63,390	\$64,740
Employment:	30	HOURLY:	\$24.14	\$19.70	\$19.70	\$22.32	\$30.48	\$31.13
Region 5		ANNUAL:	\$50,230	\$40,980	\$40,980	\$48,500	\$64,650	\$64,740
Employment:	20	HOURLY:	\$24.15	\$19.70	\$19.70	\$23.32	\$31.08	\$31.13
Fargo, ND-MN MetroSA		ANNUAL:	\$49,440	\$40,970	\$40,980	\$47,000	\$64,650	\$64,740
Employment:	20	HOURLY:	\$23.77	\$19.70	\$19.70	\$22.60	\$31.08	\$31.13

27-2011 Actors

Alternate Job Title(s): Actress; Dramatic Reader; Voice-Over Artist

Play parts in stage, television, radio, video, or film productions, or other settings for entertainment, information, or instruction. Interpret serious or comic role by speech, gesture, and body movement to entertain or inform audience. May dance and sing.

North Dakota		ANNUAL:	N/A	N/A	N/A	N/A	N/A	N/A
Employment:	30	HOURLY:	N/A	N/A	N/A	N/A	N/A	N/A
Region 5		ANNUAL:	N/A	N/A	N/A	N/A	N/A	N/A
Employment:	20	HOURLY:	\$37.52	\$13.35	\$17.56	\$26.91	\$54.52	\$73.70
Fargo, ND-MN MetroSA		ANNUAL:	N/A	N/A	N/A	N/A	N/A	N/A
Employment:	20	HOURLY:	\$37.52	\$13.35	\$17.56	\$26.91	\$54.52	\$73.70

27-2012 Producers and Directors

Alternate Job Title(s): Casting Director; Independent Film Maker; Stage Manager

Produce or direct stage, television, radio, video, or film productions for entertainment, information, or instruction. Responsible for creative decisions, such as interpretation of script, choice of actors or guests, set design, sound, special effects, and choreography.

North Dakota		ANNUAL:	\$54,110	\$34,360	\$37,660	\$46,010	\$60,060	\$78,240
Employment:	190	HOURLY:	\$26.02	\$16.52	\$18.11	\$22.12	\$28.88	\$37.62
Region 4		ANNUAL:	\$55,620	\$44,050	\$44,080	\$51,110	\$69,760	\$76,440
Employment:	10	HOURLY:	\$26.74	\$21.18	\$21.19	\$24.57	\$33.54	\$36.75
Region 5		ANNUAL:	\$54,590	\$35,120	\$37,430	\$44,660	\$62,320	\$80,140
Employment:	90	HOURLY:	\$26.25	\$16.89	\$18.00	\$21.47	\$29.96	\$38.53
Region 7		ANNUAL:	\$56,840	\$34,110	\$38,620	\$46,880	\$59,370	\$93,580
Employment:	50	HOURLY:	\$27.33	\$16.40	\$18.57	\$22.54	\$28.54	\$44.99
Bismarck, ND MetroSA		ANNUAL:	\$57,310	\$34,110	\$38,620	\$51,540	\$60,270	\$93,580
Employment:	50	HOURLY:	\$27.55	\$16.40	\$18.57	\$24.78	\$28.97	\$44.99
Fargo, ND-MN MetroSA		ANNUAL:	\$56,490	\$35,120	\$37,660	\$44,960	\$62,920	\$80,410
Employment:	90	HOURLY:	\$27.16	\$16.89	\$18.11	\$21.62	\$30.25	\$38.66
Grand Forks, ND-MN MetroSA		ANNUAL:	\$55,420	\$44,050	\$44,080	\$50,910	\$69,760	\$74,640
Employment:	10	HOURLY:	\$26.65	\$21.18	\$21.19	\$24.48	\$33.54	\$35.88
West ND Nonmetro Area		ANNUAL:	\$46,150	\$34,240	\$37,020	\$44,950	\$54,000	\$60,070
Employment:	30	HOURLY:	\$22.19	\$16.46	\$17.80	\$21.61	\$25.96	\$28.88
East ND Nonmetro Area		ANNUAL:	\$48,010	\$34,330	\$37,430	\$45,610	\$54,000	\$60,060
Employment:	10	HOURLY:	\$23.08	\$16.51	\$18.00	\$21.93	\$25.96	\$28.88

'N/A' indicates data or information cannot be released due to reliability, availability, or confidentiality restrictions. Since a portion of substate employment is not attributed to a region, substate areas will NOT add up to statewide totals. Rounding and the absence of suppressed data may also affect additivity.

		WAGE ESTIMATES						
		Average (Mean)	10th Percentile	25th Percentile	50th Percentile (Median)	75th Percentile	90th Percentile	
27-2022 Coaches and Scouts								
Alternate Job Title(s): Baseball Scout; Boxing Coach; Football Coach								
Instruct or coach groups or individuals in the fundamentals of sports for the primary purpose of competition. Demonstrate techniques and methods of participation. May evaluate athletes' strengths and weaknesses as possible recruits or to improve the athletes' technique to prepare them for competition. Those required to hold teaching certifications should be reported in the appropriate teaching category. Excludes Athletic Trainers (29-9091).								
North Dakota		ANNUAL:	\$44,660	\$21,690	\$29,210	\$36,730	\$50,150	\$71,380
Employment:	1,260	HOURLY:	N/A	N/A	N/A	N/A	N/A	N/A
Region 1		ANNUAL:	\$31,550	\$19,040	\$21,410	\$30,040	\$31,200	\$51,040
Employment:	70	HOURLY:	N/A	N/A	N/A	N/A	N/A	N/A
Region 2		ANNUAL:	\$40,760	\$21,270	\$25,810	\$36,730	\$50,540	\$64,310
Employment:	150	HOURLY:	N/A	N/A	N/A	N/A	N/A	N/A
Region 3		ANNUAL:	\$40,330	\$21,430	\$28,690	\$30,070	\$51,040	\$72,800
Employment:	30	HOURLY:	N/A	N/A	N/A	N/A	N/A	N/A
Region 4		ANNUAL:	\$65,090	\$24,060	\$36,490	\$50,330	\$65,830	\$98,460
Employment:	100	HOURLY:	N/A	N/A	N/A	N/A	N/A	N/A
Region 5		ANNUAL:	\$43,730	\$22,620	\$30,600	\$36,500	\$48,650	\$64,440
Employment:	500	HOURLY:	N/A	N/A	N/A	N/A	N/A	N/A
Region 6		ANNUAL:	\$38,430	\$23,110	\$23,110	\$30,300	\$50,120	\$63,570
Employment:	80	HOURLY:	N/A	N/A	N/A	N/A	N/A	N/A
Region 7		ANNUAL:	\$44,240	\$22,730	\$27,610	\$36,110	\$49,820	\$71,970
Employment:	240	HOURLY:	N/A	N/A	N/A	N/A	N/A	N/A
Region 8		ANNUAL:	\$50,730	\$25,590	\$29,970	\$49,320	\$60,510	\$75,760
Employment:	110	HOURLY:	N/A	N/A	N/A	N/A	N/A	N/A
Bismarck, ND MetroSA		ANNUAL:	\$44,230	\$22,730	\$27,610	\$36,130	\$49,820	\$71,970
Employment:	230	HOURLY:	N/A	N/A	N/A	N/A	N/A	N/A
Fargo, ND-MN MetroSA		ANNUAL:	\$46,510	\$24,730	\$30,990	\$39,300	\$50,280	\$74,530
Employment:	530	HOURLY:	N/A	N/A	N/A	N/A	N/A	N/A
Grand Forks, ND-MN MetroSA		ANNUAL:	\$63,460	\$24,250	\$38,550	\$50,330	\$65,830	\$87,170
Employment:	120	HOURLY:	N/A	N/A	N/A	N/A	N/A	N/A
West ND Nonmetro Area		ANNUAL:	\$42,110	\$21,270	\$27,650	\$36,190	\$50,540	\$66,980
Employment:	340	HOURLY:	N/A	N/A	N/A	N/A	N/A	N/A
East ND Nonmetro Area		ANNUAL:	\$42,340	\$23,110	\$23,110	\$31,790	\$50,660	\$66,620
Employment:	150	HOURLY:	N/A	N/A	N/A	N/A	N/A	N/A

'N/A' indicates data or information cannot be released due to reliability, availability, or confidentiality restrictions. Since a portion of substate employment is not attributed to a region, substate areas will NOT add up to statewide totals. Rounding and the absence of suppressed data may also affect additivity.

		WAGE ESTIMATES					
		Average (Mean)	10th Percentile	25th Percentile	50th Percentile (Median)	75th Percentile	90th Percentile
27-2023 Umpires, Referees, and Other Sports Officials							
Alternate Job Title(s): Athletic Events Scorer; Paddock Judge; Race Starter							
Officiate at competitive athletic or sporting events. Detect infractions of rules and decide penalties according to established regulations. Includes all sporting officials, referees, and competition judges.							
North Dakota		ANNUAL:	N/A	N/A	N/A	N/A	N/A
Employment:	300	HOURLY:	N/A	N/A	N/A	N/A	N/A
Region 5		ANNUAL:	\$57,480	\$21,200	\$28,680	\$49,400	\$82,860
Employment:	40	HOURLY:	N/A	N/A	N/A	N/A	N/A
Region 7		ANNUAL:	\$56,910	\$21,920	\$40,110	\$50,670	\$82,240
Employment:	110	HOURLY:	N/A	N/A	N/A	N/A	N/A
Bismarck, ND MetroSA		ANNUAL:	\$56,140	\$21,920	\$40,110	\$50,670	\$82,230
Employment:	110	HOURLY:	N/A	N/A	N/A	N/A	N/A
Fargo, ND-MN MetroSA		ANNUAL:	N/A	N/A	N/A	N/A	N/A
Employment:	40	HOURLY:	N/A	N/A	N/A	N/A	N/A
West ND Nonmetro Area		ANNUAL:	N/A	N/A	N/A	N/A	N/A
Employment:	120	HOURLY:	N/A	N/A	N/A	N/A	N/A

27-2042 Musicians and Singers**Alternate Job Title(s):** Instrumentalist; Oboist; Rapper

Play one or more musical instruments or sing. May perform on stage, for broadcasting, or for sound or video recording.

North Dakota		ANNUAL:	N/A	N/A	N/A	N/A	N/A
Employment:	40	HOURLY:	\$28.38	\$15.00	\$16.31	\$19.59	\$42.90
Region 5		ANNUAL:	N/A	N/A	N/A	N/A	N/A
Employment:	20	HOURLY:	\$37.31	\$15.00	\$19.59	\$30.92	\$44.67

27-2091 Disc Jockeys, Except Radio**Alternate Job Title(s):** Club DJ; Deejay; DJ

Play prerecorded music for live audiences at venues or events such as clubs, parties, or wedding receptions. May use techniques such as mixing, cutting, or sampling to manipulate recordings. May also perform as emcee (master of ceremonies). Radio disc jockeys are included in Broadcast Announcers and Radio Disc Jockeys (27-3011). Excludes Musicians and Singers (27-2042), Audio and Video Technicians (27-4011), and Sound Engineering Technicians (27-4014).

North Dakota		ANNUAL:	N/A	N/A	N/A	N/A	N/A
Employment:	60	HOURLY:	\$32.80	\$17.12	\$22.32	\$25.40	\$47.80
Region 5		ANNUAL:	N/A	N/A	N/A	N/A	N/A
Employment:	60	HOURLY:	\$32.85	\$17.12	\$22.32	\$25.40	\$47.80
Fargo, ND-MN MetroSA		ANNUAL:	N/A	N/A	N/A	N/A	N/A
Employment:	60	HOURLY:	\$32.85	\$17.12	\$22.32	\$25.40	\$47.80

'N/A' indicates data or information cannot be released due to reliability, availability, or confidentiality restrictions. Since a portion of substate employment is not attributed to a region, substate areas will NOT add up to statewide totals. Rounding and the absence of suppressed data may also affect additivity.

		WAGE ESTIMATES						
		Average (Mean)	10th Percentile	25th Percentile	50th Percentile (Median)	75th Percentile	90th Percentile	
27-3011 Broadcast Announcers and Radio Disc Jockeys								
Alternate Job Title(s): Game Show Host; Radio Disc Jockey; Talk Show Host								
Speak or read from scripted materials, such as news reports or commercial messages, on radio, television, or other communications media. May play and queue music, announce artist or title of performance, identify station, or interview guests. Excludes News Analysts, Reporters, and Journalists (27-3023).								
North Dakota		ANNUAL:	\$47,130	\$27,810	\$30,310	\$46,250	\$59,560	\$61,140
Employment:	180	HOURLY:	\$22.66	\$13.37	\$14.57	\$22.24	\$28.64	\$29.39
Region 4		ANNUAL:	\$44,820	\$26,800	\$28,620	\$44,920	\$46,500	\$60,460
Employment:	30	HOURLY:	\$21.55	\$12.88	\$13.76	\$21.59	\$22.35	\$29.07
Region 5		ANNUAL:	\$48,790	\$28,430	\$35,460	\$46,250	\$60,090	\$60,540
Employment:	90	HOURLY:	\$23.46	\$13.67	\$17.05	\$22.23	\$28.89	\$29.10
Region 7		ANNUAL:	\$50,710	\$28,390	\$36,870	\$47,120	\$61,140	\$61,160
Employment:	20	HOURLY:	\$24.38	\$13.65	\$17.73	\$22.65	\$29.39	\$29.40
Bismarck, ND MetroSA		ANNUAL:	\$50,710	\$28,390	\$36,870	\$47,110	\$61,140	\$61,160
Employment:	20	HOURLY:	\$24.38	\$13.65	\$17.73	\$22.65	\$29.39	\$29.40
Fargo, ND-MN MetroSA		ANNUAL:	\$48,600	\$28,430	\$35,460	\$46,250	\$60,090	\$60,540
Employment:	90	HOURLY:	\$23.36	\$13.67	\$17.05	\$22.24	\$28.89	\$29.10
Grand Forks, ND-MN MetroSA		ANNUAL:	\$44,370	\$26,800	\$28,620	\$44,920	\$46,500	\$60,460
Employment:	30	HOURLY:	\$21.33	\$12.89	\$13.76	\$21.59	\$22.35	\$29.07

27-3023 News Analysts, Reporters, and Journalists**Alternate Job Title(s):** Columnist; Correspondent; Film Critic; News Anchor

Narrate or write news stories, reviews, or commentary for print, broadcast, or other communications media such as newspapers, magazines, radio, or television. May collect and analyze information through interview, investigation, or observation.

North Dakota		ANNUAL:	\$58,020	\$35,360	\$37,270	\$55,280	\$69,360	\$69,790
Employment:	180	HOURLY:	\$27.90	\$17.00	\$17.92	\$26.58	\$33.35	\$33.55
Region 5		ANNUAL:	\$61,960	\$35,770	\$37,660	\$59,480	\$69,370	\$89,770
Employment:	90	HOURLY:	\$29.79	\$17.20	\$18.10	\$28.60	\$33.35	\$43.16
Region 7		ANNUAL:	\$54,960	\$35,360	\$37,870	\$50,860	\$68,860	\$69,660
Employment:	50	HOURLY:	\$26.42	\$17.00	\$18.20	\$24.45	\$33.11	\$33.49
Fargo, ND-MN MetroSA		ANNUAL:	\$60,350	\$34,070	\$36,630	\$58,920	\$69,360	\$89,770
Employment:	100	HOURLY:	\$29.02	\$16.38	\$17.61	\$28.33	\$33.35	\$43.16
West ND Nonmetro Area		ANNUAL:	\$50,240	\$35,360	\$36,430	\$42,150	\$69,650	\$69,660
Employment:	30	HOURLY:	\$24.16	\$17.00	\$17.52	\$20.26	\$33.49	\$33.49
East ND Nonmetro Area		ANNUAL:	\$51,190	\$35,360	\$37,650	\$47,610	\$69,650	\$69,660
Employment:	20	HOURLY:	\$24.61	\$17.00	\$18.10	\$22.89	\$33.49	\$33.49

'N/A' indicates data or information cannot be released due to reliability, availability, or confidentiality restrictions. Since a portion of substate employment is not attributed to a region, substate areas will NOT add up to statewide totals. Rounding and the absence of suppressed data may also affect additivity.

		WAGE ESTIMATES						
		Average (Mean)	10th Percentile	25th Percentile	50th Percentile (Median)	75th Percentile	90th Percentile	
27-3031 Public Relations Specialists								
Alternate Job Title(s): Lobbyist; Press Secretary; Publicity Writer								
Promote or create an intended public image for individuals, groups, or organizations. May write or select material for release to various communications media. May specialize in using social media.								
North Dakota		ANNUAL:	\$73,330	\$46,960	\$56,050	\$71,990	\$83,530	\$102,150
Employment:	490	HOURLY:	\$35.26	\$22.58	\$26.95	\$34.61	\$40.16	\$49.11
Region 1		ANNUAL:	\$84,790	\$51,880	\$64,370	\$78,790	\$101,410	\$139,900
Employment:	20	HOURLY:	\$40.76	\$24.94	\$30.94	\$37.88	\$48.76	\$67.26
Region 2		ANNUAL:	\$71,990	\$41,770	\$49,030	\$71,410	\$80,890	\$114,420
Employment:	30	HOURLY:	\$34.61	\$20.08	\$23.57	\$34.33	\$38.89	\$55.01
Region 4		ANNUAL:	\$69,380	\$47,900	\$52,400	\$64,490	\$82,500	\$99,380
Employment:	60	HOURLY:	\$33.35	\$23.03	\$25.19	\$31.00	\$39.66	\$47.78
Region 5		ANNUAL:	\$68,670	\$40,880	\$50,460	\$69,110	\$80,940	\$96,680
Employment:	150	HOURLY:	\$33.01	\$19.65	\$24.26	\$33.23	\$38.92	\$46.48
Region 6		ANNUAL:	\$66,350	\$36,950	\$47,930	\$78,170	\$80,890	\$81,280
Employment:	20	HOURLY:	\$31.90	\$17.77	\$23.04	\$37.58	\$38.89	\$39.08
Region 7		ANNUAL:	\$77,030	\$48,920	\$59,860	\$73,490	\$88,380	\$105,820
Employment:	200	HOURLY:	\$37.03	\$23.52	\$28.78	\$35.33	\$42.49	\$50.88
Region 8		ANNUAL:	\$83,670	\$39,480	\$54,470	\$80,890	\$90,520	\$139,910
Employment:	20	HOURLY:	\$40.23	\$18.98	\$26.19	\$38.89	\$43.52	\$67.26
Bismarck, ND MetroSA		ANNUAL:	\$77,330	\$49,610	\$60,220	\$73,490	\$88,540	\$105,820
Employment:	190	HOURLY:	\$37.18	\$23.85	\$28.95	\$35.33	\$42.57	\$50.88
Fargo, ND-MN MetroSA		ANNUAL:	\$67,300	\$41,430	\$50,300	\$62,530	\$77,850	\$97,570
Employment:	180	HOURLY:	\$32.36	\$19.92	\$24.18	\$30.06	\$37.43	\$46.91
Grand Forks, ND-MN MetroSA		ANNUAL:	\$66,470	\$47,900	\$52,400	\$60,870	\$79,020	\$95,840
Employment:	70	HOURLY:	\$31.96	\$23.03	\$25.19	\$29.27	\$37.99	\$46.08
West ND Nonmetro Area		ANNUAL:	\$78,050	\$47,510	\$52,880	\$78,790	\$82,550	\$139,900
Employment:	80	HOURLY:	\$37.52	\$22.84	\$25.42	\$37.88	\$39.69	\$67.26
East ND Nonmetro Area		ANNUAL:	\$69,770	\$39,480	\$51,440	\$78,170	\$81,280	\$88,080
Employment:	40	HOURLY:	\$33.55	\$18.98	\$24.73	\$37.58	\$39.08	\$42.35

'N/A' indicates data or information cannot be released due to reliability, availability, or confidentiality restrictions. Since a portion of substate employment is not attributed to a region, substate areas will NOT add up to statewide totals. Rounding and the absence of suppressed data may also affect additivity.

			WAGE ESTIMATES					
			Average (Mean)	10th Percentile	25th Percentile	50th Percentile (Median)	75th Percentile	90th Percentile
27-3041 Editors								
Alternate Job Title(s): Advertising Editor; Copy Editor; Technical Editor								
Plan, coordinate, revise, or edit written material. May review proposals and drafts for possible publication.								
North Dakota		ANNUAL:	\$43,110	\$18,230	\$27,560	\$47,150	\$52,470	\$69,260
Employment:	220	HOURLY:	\$20.73	\$8.76	\$13.25	\$22.67	\$25.23	\$33.30
Region 4		ANNUAL:	\$48,940	\$17,800	\$26,910	\$47,490	\$64,060	\$80,410
Employment:	20	HOURLY:	\$23.53	\$8.56	\$12.94	\$22.83	\$30.80	\$38.66
Region 5		ANNUAL:	\$42,880	\$18,160	\$27,450	\$39,860	\$53,970	\$64,580
Employment:	80	HOURLY:	\$20.61	\$8.73	\$13.20	\$19.16	\$25.95	\$31.05
Region 7		ANNUAL:	\$41,940	\$18,230	\$27,560	\$47,150	\$48,990	\$55,080
Employment:	50	HOURLY:	\$20.16	\$8.76	\$13.25	\$22.67	\$23.55	\$26.48
Bismarck, ND MetroSA		ANNUAL:	\$44,450	\$18,020	\$27,240	\$47,900	\$50,400	\$58,510
Employment:	30	HOURLY:	\$21.37	\$8.66	\$13.10	\$23.03	\$24.23	\$28.13
Fargo, ND-MN MetroSA		ANNUAL:	\$42,680	\$18,160	\$27,450	\$39,860	\$51,420	\$64,580
Employment:	80	HOURLY:	\$20.52	\$8.73	\$13.20	\$19.16	\$24.72	\$31.05
Grand Forks, ND-MN MetroSA		ANNUAL:	\$50,100	\$17,800	\$26,910	\$47,830	\$64,060	\$80,400
Employment:	20	HOURLY:	\$24.09	\$8.56	\$12.94	\$23.00	\$30.80	\$38.66
West ND Nonmetro Area		ANNUAL:	\$41,160	\$27,560	\$27,560	\$37,480	\$48,340	\$58,160
Employment:	70	HOURLY:	\$19.79	\$13.25	\$13.25	\$18.02	\$23.24	\$27.96
East ND Nonmetro Area		ANNUAL:	\$42,930	\$27,560	\$27,560	\$40,230	\$54,330	\$70,690
Employment:	40	HOURLY:	\$20.64	\$13.25	\$13.25	\$19.34	\$26.12	\$33.99

27-3042 Technical Writers**Alternate Job Title(s):** Documentation Writer; Specifications Writer

Write technical materials, such as equipment manuals, appendices, or operating and maintenance instructions. May assist in layout work.

North Dakota		ANNUAL:	\$67,630	\$33,990	\$56,210	\$70,210	\$81,560	\$87,540
Employment:	20	HOURLY:	\$32.52	\$16.34	\$27.02	\$33.76	\$39.21	\$42.09
Region 5		ANNUAL:	\$69,850	\$33,990	\$56,210	\$71,270	\$87,150	\$95,060
Employment:	20	HOURLY:	\$33.58	\$16.34	\$27.02	\$34.26	\$41.90	\$45.70
Fargo, ND-MN MetroSA		ANNUAL:	\$74,210	\$34,360	\$60,990	\$80,390	\$87,150	\$98,780
Employment:	20	HOURLY:	\$35.68	\$16.52	\$29.32	\$38.65	\$41.90	\$47.49

'N/A' indicates data or information cannot be released due to reliability, availability, or confidentiality restrictions. Since a portion of substate employment is not attributed to a region, substate areas will NOT add up to statewide totals. Rounding and the absence of suppressed data may also affect additivity.

		WAGE ESTIMATES						
		Average (Mean)	10th Percentile	25th Percentile	50th Percentile (Median)	75th Percentile	90th Percentile	
27-3043 Writers and Authors								
Alternate Job Title(s): Advertising Copy Writer; Playwright; Television Writer								
Originate and prepare written material, such as scripts, stories, advertisements, and other material. Excludes News Analysts, Reporters, and Journalists (27-3023), Public Relations Specialists (27-3031), and Technical Writers (27-3042).								
North Dakota		ANNUAL:	\$62,970	\$43,260	\$48,390	\$54,820	\$73,010	\$83,840
Employment:	60	HOURLY:	\$30.27	\$20.80	\$23.26	\$26.36	\$35.10	\$40.31
Region 5		ANNUAL:	\$63,010	\$43,260	\$49,980	\$54,630	\$72,970	\$88,110
Employment:	30	HOURLY:	\$30.29	\$20.80	\$24.03	\$26.26	\$35.08	\$42.36
Region 7		ANNUAL:	\$63,730	\$46,620	\$49,420	\$54,820	\$77,810	\$86,490
Employment:	20	HOURLY:	\$30.64	\$22.41	\$23.76	\$26.35	\$37.41	\$41.58
Bismarck, ND MetroSA		ANNUAL:	\$63,730	\$46,610	\$49,420	\$54,820	\$77,810	\$86,490
Employment:	20	HOURLY:	\$30.64	\$22.41	\$23.76	\$26.36	\$37.41	\$41.58
Fargo, ND-MN MetroSA		ANNUAL:	\$61,470	\$32,560	\$43,370	\$54,530	\$73,010	\$88,110
Employment:	40	HOURLY:	\$29.55	\$15.65	\$20.85	\$26.21	\$35.10	\$42.36

27-3091 Interpreters and Translators**Alternate Job Title(s):** American Sign Language Interpreter; Court Interpreter; Diplomatic Interpreter

Interpret oral or sign language, or translate written text from one language into another.

North Dakota		ANNUAL:	\$52,320	\$35,170	\$43,690	\$51,850	\$51,850	\$71,840
Employment:	20	HOURLY:	\$25.15	\$16.91	\$21.01	\$24.93	\$24.93	\$34.54
Fargo, ND-MN MetroSA		ANNUAL:	\$60,200	\$43,580	\$51,850	\$51,850	\$67,760	\$76,320
Employment:	30	HOURLY:	\$28.94	\$20.95	\$24.93	\$24.93	\$32.58	\$36.69

27-3092 Court Reporters and Simultaneous Captioners**Alternate Job Title(s):** Court Stenographer; Court Transcriber; Deposition Reporter; Realtime Captioner

Use verbatim methods and equipment to capture, store, retrieve, and transcribe pretrial and trial proceedings or other information. Includes stenocaptioners who operate computerized stenographic captioning equipment to provide captions of live or prerecorded broadcasts for hearing-impaired viewers.

North Dakota		ANNUAL:	\$63,990	\$50,810	\$56,150	\$61,510	\$74,360	\$74,810
Employment:	80	HOURLY:	\$30.76	\$24.43	\$27.00	\$29.57	\$35.75	\$35.97
Region 5		ANNUAL:	\$65,610	\$50,810	\$58,040	\$63,980	\$74,360	\$74,360
Employment:	30	HOURLY:	\$31.54	\$24.43	\$27.91	\$30.76	\$35.75	\$35.75
Region 7		ANNUAL:	\$60,970	\$52,750	\$52,750	\$60,970	\$67,840	\$69,310
Employment:	10	HOURLY:	\$29.31	\$25.36	\$25.36	\$29.31	\$32.61	\$33.32
Bismarck, ND MetroSA		ANNUAL:	\$60,970	\$52,750	\$52,750	\$60,960	\$67,840	\$69,310
Employment:	10	HOURLY:	\$29.31	\$25.36	\$25.36	\$29.31	\$32.61	\$33.32
Fargo, ND-MN MetroSA		ANNUAL:	\$64,590	\$55,910	\$57,890	\$60,290	\$74,360	\$74,360
Employment:	30	HOURLY:	\$31.05	\$26.88	\$27.83	\$28.99	\$35.75	\$35.75
West ND Nonmetro Area		ANNUAL:	\$60,090	\$47,050	\$50,810	\$54,810	\$74,810	\$74,810
Employment:	20	HOURLY:	\$28.89	\$22.62	\$24.43	\$26.35	\$35.97	\$35.97
East ND Nonmetro Area		ANNUAL:	\$65,430	\$58,160	\$61,510	\$63,980	\$69,120	\$74,660
Employment:	10	HOURLY:	\$31.46	\$27.96	\$29.57	\$30.76	\$33.23	\$35.90

'N/A' indicates data or information cannot be released due to reliability, availability, or confidentiality restrictions. Since a portion of substate employment is not attributed to a region, substate areas will NOT add up to statewide totals. Rounding and the absence of suppressed data may also affect additivity.

			WAGE ESTIMATES					
			Average (Mean)	10th Percentile	25th Percentile	50th Percentile (Median)	75th Percentile	90th Percentile
27-3099 Media and Communication Workers, All Other								
Alternate Job Title(s): Stage Technician								
All media and communication workers not listed separately.								
North Dakota		ANNUAL:	\$45,030	\$35,360	\$42,710	\$43,310	\$52,200	\$52,990
Employment:	20	HOURLY:	\$21.65	\$17.00	\$20.53	\$20.82	\$25.10	\$25.48
Region 5		ANNUAL:	\$46,910	\$35,570	\$42,710	\$43,310	\$52,990	\$52,990
Employment:	10	HOURLY:	\$22.55	\$17.10	\$20.53	\$20.82	\$25.48	\$25.48
Fargo, ND-MN MetroSA		ANNUAL:	\$48,630	\$42,710	\$42,710	\$48,840	\$52,990	\$61,570
Employment:	20	HOURLY:	\$23.38	\$20.53	\$20.53	\$23.48	\$25.48	\$29.60

27-4011 Audio and Video Technicians

Alternate Job Title(s): Video Control Operator; Video Production Assistant

Set up, maintain, and dismantle audio and video equipment, such as microphones, sound speakers, connecting wires and cables, sound and mixing boards, video cameras, video monitors and servers, and related electronic equipment for live or recorded events, such as concerts, meetings, conventions, presentations, podcasts, news conferences, and sporting events. Excludes Sound Engineering Technicians (27-4014), Lighting Technicians (27-4015), and Audiovisual Equipment Installers and Repairers (49-2097).

North Dakota		ANNUAL:	\$47,430	\$29,190	\$43,660	\$47,570	\$54,450	\$58,220
Employment:	100	HOURLY:	\$22.80	\$14.03	\$20.99	\$22.87	\$26.18	\$27.99
Region 1		ANNUAL:	\$51,600	\$46,970	\$47,250	\$52,510	\$54,450	\$56,090
Employment:	10	HOURLY:	\$24.81	\$22.58	\$22.71	\$25.24	\$26.18	\$26.97
Region 4		ANNUAL:	\$52,330	\$44,460	\$47,570	\$47,570	\$47,570	\$71,830
Employment:	20	HOURLY:	\$25.16	\$21.37	\$22.87	\$22.87	\$22.87	\$34.53
Region 5		ANNUAL:	\$44,690	\$26,350	\$37,670	\$43,990	\$55,300	\$56,730
Employment:	30	HOURLY:	\$21.49	\$12.67	\$18.11	\$21.15	\$26.59	\$27.27
Region 7		ANNUAL:	\$42,630	\$21,270	\$36,170	\$43,660	\$47,070	\$58,480
Employment:	20	HOURLY:	\$20.50	\$10.23	\$17.39	\$20.99	\$22.63	\$28.12
Bismarck, ND MetroSA		ANNUAL:	\$42,010	\$21,270	\$36,100	\$43,660	\$47,440	\$63,170
Employment:	20	HOURLY:	\$20.20	\$10.23	\$17.36	\$20.99	\$22.81	\$30.37
Fargo, ND-MN MetroSA		ANNUAL:	\$43,360	\$26,350	\$36,730	\$43,990	\$52,290	\$56,050
Employment:	40	HOURLY:	\$20.84	\$12.67	\$17.66	\$21.15	\$25.14	\$26.95
Grand Forks, ND-MN MetroSA		ANNUAL:	\$53,860	\$47,570	\$47,570	\$47,570	\$56,530	\$75,470
Employment:	20	HOURLY:	\$25.89	\$22.87	\$22.87	\$22.87	\$27.18	\$36.28
West ND Nonmetro Area		ANNUAL:	\$50,950	\$46,970	\$46,970	\$52,500	\$54,450	\$56,960
Employment:	N/A	HOURLY:	\$24.50	\$22.58	\$22.58	\$25.24	\$26.18	\$27.39

'N/A' indicates data or information cannot be released due to reliability, availability, or confidentiality restrictions. Since a portion of substate employment is not attributed to a region, substate areas will NOT add up to statewide totals. Rounding and the absence of suppressed data may also affect additivity.

			WAGE ESTIMATES				
			Average (Mean)	10th Percentile	25th Percentile	50th Percentile (Median)	75th Percentile

27-4012 Broadcast Technicians

Alternate Job Title(s): Broadcast Engineer

Set up, operate, and maintain the electronic equipment used to acquire, edit, and transmit audio and video for radio or television programs. Control and adjust incoming and outgoing broadcast signals to regulate sound volume, signal strength, and signal clarity. Operate satellite, microwave, or other transmitter equipment to broadcast radio or television programs.

North Dakota		ANNUAL:	\$43,200	\$22,450	\$28,560	\$35,320	\$47,890	\$76,720
Employment:	70	HOURLY:	\$20.77	\$10.79	\$13.73	\$16.98	\$23.03	\$36.89
Region 5		ANNUAL:	\$46,590	\$22,380	\$31,490	\$37,890	\$60,750	\$76,730
Employment:	30	HOURLY:	\$22.40	\$10.76	\$15.14	\$18.21	\$29.20	\$36.89
Fargo, ND-MN MetroSA		ANNUAL:	\$46,230	\$22,370	\$31,470	\$37,450	\$60,750	\$76,720
Employment:	30	HOURLY:	\$22.22	\$10.76	\$15.13	\$18.01	\$29.21	\$36.89

27-4021 Photographers

Alternate Job Title(s): Aerial Photographer; Medical Photographer; Portrait Photographer

Photograph people, landscapes, merchandise, or other subjects. May use lighting equipment to enhance a subject's appearance. May use editing software to produce finished images and prints. Includes commercial and industrial photographers, scientific photographers, and photojournalists. Excludes Camera Operators, Television, Video, and Film (27-4031).

North Dakota		ANNUAL:	\$39,180	\$22,140	\$30,330	\$30,880	\$40,340	\$61,090
Employment:	80	HOURLY:	\$18.84	\$10.65	\$14.58	\$14.85	\$19.39	\$29.37
Region 4		ANNUAL:	\$36,270	\$29,720	\$30,520	\$31,200	\$35,220	\$65,590
Employment:	10	HOURLY:	\$17.44	\$14.29	\$14.67	\$15.00	\$16.93	\$31.53
Region 5		ANNUAL:	\$39,770	\$30,000	\$30,370	\$30,880	\$43,720	\$57,020
Employment:	40	HOURLY:	\$19.12	\$14.42	\$14.60	\$14.85	\$21.02	\$27.41
Region 7		ANNUAL:	\$36,790	\$27,010	\$29,250	\$32,290	\$47,900	\$61,090
Employment:	10	HOURLY:	\$17.69	\$12.98	\$14.06	\$15.52	\$23.03	\$29.37
Fargo, ND-MN MetroSA		ANNUAL:	\$40,320	\$27,880	\$30,330	\$30,880	\$46,450	\$57,020
Employment:	50	HOURLY:	\$19.39	\$13.41	\$14.58	\$14.85	\$22.33	\$27.41
Grand Forks, ND-MN MetroSA		ANNUAL:	\$35,900	\$29,570	\$30,520	\$31,200	\$35,220	\$65,590
Employment:	10	HOURLY:	\$17.26	\$14.22	\$14.67	\$15.00	\$16.93	\$31.53

27-4031 Camera Operators, Television, Video, and Film

Alternate Job Title(s): News Videographer

Operate television, video, or film camera to record images or scenes for television, video, or film productions.

North Dakota		ANNUAL:	\$49,920	\$28,720	\$38,330	\$47,470	\$60,910	\$70,250
Employment:	40	HOURLY:	\$24.00	\$13.81	\$18.43	\$22.82	\$29.29	\$33.77
Region 5		ANNUAL:	\$49,770	\$27,740	\$38,620	\$52,990	\$59,370	\$67,730
Employment:	30	HOURLY:	\$23.93	\$13.34	\$18.57	\$25.48	\$28.54	\$32.56
Fargo, ND-MN MetroSA		ANNUAL:	\$49,150	\$27,740	\$37,570	\$47,470	\$59,370	\$67,730
Employment:	30	HOURLY:	\$23.63	\$13.34	\$18.06	\$22.82	\$28.54	\$32.56

'N/A' indicates data or information cannot be released due to reliability, availability, or confidentiality restrictions. Since a portion of substate employment is not attributed to a region, substate areas will NOT add up to statewide totals. Rounding and the absence of suppressed data may also affect additivity.

	WAGE ESTIMATES					
	Average (Mean)	10th Percentile	25th Percentile	50th Percentile (Median)	75th Percentile	90th Percentile

27-4032 Film and Video Editors

Alternate Job Title(s): Cue Selector; Film Editor; Television News Video Editor

Edit moving images on film, video, or other media. May work with a producer or director to organize images for final production. May edit or synchronize soundtracks with images. Excludes Sound Engineering Technicians (27-4014).

North Dakota		ANNUAL:	\$46,800	\$35,290	\$37,960	\$42,690	\$45,150	\$69,350
Employment:	40	HOURLY:	\$22.50	\$16.97	\$18.25	\$20.52	\$21.71	\$33.34
Region 5		ANNUAL:	\$45,960	\$37,230	\$37,610	\$42,820	\$43,180	\$69,350
Employment:	20	HOURLY:	\$22.09	\$17.90	\$18.08	\$20.59	\$20.76	\$33.34
Fargo, ND-MN MetroSA		ANNUAL:	\$45,960	\$37,230	\$37,610	\$42,820	\$43,180	\$69,350
Employment:	20	HOURLY:	\$22.09	\$17.90	\$18.08	\$20.59	\$20.76	\$33.34

27-4099 Media and Communication Equipment Workers, All Other

Alternate Job Title(s): Satellite Communications Operator

All media and communication equipment workers not listed separately.

North Dakota		ANNUAL:	\$74,350	\$49,780	\$62,820	\$69,030	\$88,340	\$108,330
Employment:	20	HOURLY:	\$35.74	\$23.93	\$30.20	\$33.19	\$42.47	\$52.08

'N/A' indicates data or information cannot be released due to reliability, availability, or confidentiality restrictions. Since a portion of substate employment is not attributed to a region, substate areas will NOT add up to statewide totals. Rounding and the absence of suppressed data may also affect additivity.

		WAGE ESTIMATES					
		Average (Mean)	10th Percentile	25th Percentile	50th Percentile (Median)	75th Percentile	90th Percentile
29-0000 Healthcare Practitioners and Technical Occupations							
Alternate Job Title(s): N/A							
North Dakota Employment: 27,280	ANNUAL:	\$87,920	\$43,690	\$58,050	\$73,380	\$86,630	\$131,140
	HOURLY:	\$42.27	\$21.01	\$27.91	\$35.28	\$41.65	\$63.05
Region 1 Employment: 1,040	ANNUAL:	\$91,620	\$39,640	\$53,460	\$70,490	\$94,220	\$142,080
	HOURLY:	\$44.05	\$19.06	\$25.70	\$33.89	\$45.30	\$68.31
Region 2 Employment: 2,150	ANNUAL:	\$88,870	\$43,750	\$58,300	\$73,690	\$89,690	\$137,120
	HOURLY:	\$42.72	\$21.03	\$28.03	\$35.43	\$43.12	\$65.92
Region 3 Employment: 730	ANNUAL:	\$83,390	\$37,800	\$53,140	\$72,470	\$94,830	\$130,110
	HOURLY:	\$40.09	\$18.17	\$25.55	\$34.84	\$45.59	\$62.55
Region 4 Employment: 3,380	ANNUAL:	\$87,310	\$41,810	\$57,270	\$71,210	\$83,090	\$126,690
	HOURLY:	\$41.98	\$20.10	\$27.54	\$34.24	\$39.95	\$60.91
Region 5 Employment: 10,620	ANNUAL:	\$89,120	\$45,220	\$59,610	\$73,390	\$89,230	\$132,810
	HOURLY:	\$42.85	\$21.74	\$28.66	\$35.28	\$42.90	\$63.85
Region 6 Employment: 1,560	ANNUAL:	\$82,400	\$37,720	\$50,670	\$65,170	\$82,760	\$124,540
	HOURLY:	\$39.61	\$18.13	\$24.36	\$31.33	\$39.79	\$59.88
Region 7 Employment: 6,520	ANNUAL:	\$85,010	\$44,250	\$59,260	\$69,090	\$85,530	\$120,870
	HOURLY:	\$40.87	\$21.27	\$28.49	\$33.21	\$41.12	\$58.11
Region 8 Employment: 1,070	ANNUAL:	\$94,320	\$43,410	\$58,060	\$76,790	\$97,120	\$154,790
	HOURLY:	\$45.35	\$20.87	\$27.91	\$36.92	\$46.69	\$74.42
Bismarck, ND MetroSA Employment: 5,940	ANNUAL:	\$85,400	\$44,970	\$59,910	\$69,090	\$85,530	\$118,790
	HOURLY:	\$41.06	\$21.62	\$28.80	\$33.22	\$41.12	\$57.11
Fargo, ND-MN MetroSA Employment: 10,860	ANNUAL:	\$91,280	\$45,320	\$59,440	\$73,380	\$91,660	\$138,290
	HOURLY:	\$43.88	\$21.79	\$28.58	\$35.28	\$44.07	\$66.49
Grand Forks, ND-MN MetroSA Employment: 3,490	ANNUAL:	\$91,540	\$45,860	\$57,840	\$74,610	\$84,710	\$132,660
	HOURLY:	\$44.01	\$22.05	\$27.81	\$35.87	\$40.73	\$63.78
West ND Nonmetro Area Employment: 4,840	ANNUAL:	\$89,720	\$40,820	\$57,220	\$73,350	\$90,280	\$137,680
	HOURLY:	\$43.13	\$19.62	\$27.51	\$35.27	\$43.41	\$66.19
East ND Nonmetro Area Employment: 3,540	ANNUAL:	\$80,370	\$37,950	\$50,740	\$66,100	\$84,820	\$123,520
	HOURLY:	\$38.64	\$18.24	\$24.39	\$31.78	\$40.78	\$59.39

'N/A' indicates data or information cannot be released due to reliability, availability, or confidentiality restrictions. Since a portion of substate employment is not attributed to a region, substate areas will NOT add up to statewide totals. Rounding and the absence of suppressed data may also affect additivity.

			WAGE ESTIMATES					
			Average (Mean)	10th Percentile	25th Percentile	50th Percentile (Median)	75th Percentile	90th Percentile
29-1011 Chiropractors								
Alternate Job Title(s): Chiropractic Physician								
Assess, treat, and care for patients by manipulation of spine and musculoskeletal system. May provide spinal adjustment or address sacral or pelvic misalignment.								
North Dakota		ANNUAL:	\$80,200	\$26,720	\$50,740	\$63,770	\$111,630	\$156,000
Employment:	260	HOURLY:	\$38.56	\$12.85	\$24.40	\$30.66	\$53.67	\$75.00
Region 4		ANNUAL:	\$66,180	\$28,700	\$39,570	\$51,010	\$77,780	\$96,860
Employment:	20	HOURLY:	\$31.82	\$13.80	\$19.02	\$24.53	\$37.39	\$46.57
Region 5		ANNUAL:	\$62,400	\$26,270	\$26,720	\$61,530	\$73,180	\$105,550
Employment:	80	HOURLY:	\$30.00	\$12.63	\$12.84	\$29.58	\$35.18	\$50.75
Region 6		ANNUAL:	\$70,070	\$31,040	\$37,420	\$48,020	\$95,490	\$132,900
Employment:	20	HOURLY:	\$33.69	\$14.92	\$17.99	\$23.09	\$45.91	\$63.89
Region 7		ANNUAL:	\$79,150	\$28,890	\$51,500	\$64,470	\$94,680	\$156,000
Employment:	60	HOURLY:	\$38.05	\$13.89	\$24.76	\$31.00	\$45.52	\$75.00
Region 8		ANNUAL:	\$113,830	\$51,670	\$51,670	\$136,190	\$156,000	\$156,000
Employment:	20	HOURLY:	\$54.72	\$24.84	\$24.84	\$65.48	\$75.00	\$75.00
Bismarck, ND MetroSA		ANNUAL:	N/A	N/A	N/A	N/A	N/A	N/A
Employment:	50	HOURLY:	N/A	N/A	N/A	N/A	N/A	N/A
Fargo, ND-MN MetroSA		ANNUAL:	\$61,960	\$26,270	\$26,720	\$63,920	\$73,180	\$105,550
Employment:	80	HOURLY:	\$29.79	\$12.63	\$12.85	\$30.73	\$35.18	\$50.75
Grand Forks, ND-MN MetroSA		ANNUAL:	\$69,020	\$33,190	\$50,720	\$63,380	\$82,560	\$106,300
Employment:	20	HOURLY:	\$33.18	\$15.96	\$24.39	\$30.47	\$39.69	\$51.10
West ND Nonmetro Area		ANNUAL:	\$108,470	\$51,670	\$51,670	\$136,190	\$156,000	\$156,000
Employment:	80	HOURLY:	\$52.15	\$24.84	\$24.84	\$65.48	\$75.00	\$75.00
East ND Nonmetro Area		ANNUAL:	\$74,500	\$31,040	\$37,420	\$61,520	\$96,350	\$132,900
Employment:	40	HOURLY:	\$35.82	\$14.92	\$17.99	\$29.58	\$46.32	\$63.89

'N/A' indicates data or information cannot be released due to reliability, availability, or confidentiality restrictions. Since a portion of substate employment is not attributed to a region, substate areas will NOT add up to statewide totals. Rounding and the absence of suppressed data may also affect additivity.

		WAGE ESTIMATES						
		Average (Mean)	10th Percentile	25th Percentile	50th Percentile (Median)	75th Percentile	90th Percentile	
29-1021 Dentists, General								
Alternate Job Title(s): Family Dentist								
Examine, diagnose, and treat diseases, injuries, and malformations of teeth and gums. May treat diseases of nerve, pulp, and other dental tissues affecting oral hygiene and retention of teeth. May fit dental appliances or provide preventive care. Excludes Oral and Maxillofacial Surgeons (29-1022), Orthodontists (29-1023), Prosthodontists (29-1024), and Dentists, All Other Specialists (29-1029).								
North Dakota		ANNUAL:	\$182,840	\$85,110	\$129,360	\$201,810	\$219,510	N/A
Employment:	220	HOURLY:	\$87.91	\$40.92	\$62.19	\$97.02	\$105.54	N/A
Region 1		ANNUAL:	\$162,860	\$85,110	\$124,990	\$156,130	\$221,130	\$222,080
Employment:	20	HOURLY:	\$78.30	\$40.92	\$60.09	\$75.06	\$106.31	\$106.77
Region 2		ANNUAL:	\$166,670	\$85,110	\$124,990	\$156,130	\$221,130	N/A
Employment:	30	HOURLY:	\$80.13	\$40.92	\$60.09	\$75.06	\$106.31	N/A
Region 4		ANNUAL:	\$184,830	\$125,670	\$130,090	\$201,020	\$215,070	N/A
Employment:	20	HOURLY:	\$88.86	\$60.42	\$62.54	\$96.64	\$103.40	N/A
Region 5		ANNUAL:	\$188,590	\$77,610	\$147,550	\$206,000	\$209,510	N/A
Employment:	80	HOURLY:	\$90.67	\$37.31	\$70.94	\$99.04	\$100.73	N/A
Region 7		ANNUAL:	\$195,230	\$85,110	\$145,600	\$210,700	\$221,130	N/A
Employment:	40	HOURLY:	\$93.86	\$40.92	\$70.00	\$101.30	\$106.31	N/A
Region 8		ANNUAL:	\$165,490	\$85,110	\$124,990	\$155,230	\$221,130	\$222,090
Employment:	20	HOURLY:	\$79.56	\$40.92	\$60.09	\$74.63	\$106.31	\$106.77
Bismarck, ND MetroSA		ANNUAL:	\$203,790	\$123,540	\$190,010	\$210,700	N/A	N/A
Employment:	30	HOURLY:	\$97.98	\$59.39	\$91.35	\$101.30	N/A	N/A
Fargo, ND-MN MetroSA		ANNUAL:	\$187,430	\$77,610	\$154,040	\$206,000	\$207,160	N/A
Employment:	90	HOURLY:	\$90.11	\$37.31	\$74.06	\$99.04	\$99.60	N/A
West ND Nonmetro Area		ANNUAL:	\$164,280	\$85,110	\$124,990	\$156,130	\$221,130	\$222,090
Employment:	70	HOURLY:	\$78.98	\$40.92	\$60.09	\$75.06	\$106.31	\$106.77
East ND Nonmetro Area		ANNUAL:	\$196,940	\$126,920	\$129,360	\$156,130	N/A	N/A
Employment:	20	HOURLY:	\$94.69	\$61.02	\$62.19	\$75.06	N/A	N/A

'N/A' indicates data or information cannot be released due to reliability, availability, or confidentiality restrictions. Since a portion of substate employment is not attributed to a region, substate areas will NOT add up to statewide totals. Rounding and the absence of suppressed data may also affect additivity.

		WAGE ESTIMATES						
		Average (Mean)	10th Percentile	25th Percentile	50th Percentile (Median)	75th Percentile	90th Percentile	
29-1031 Dietitians and Nutritionists								
Alternate Job Title(s): Clinical Dietitian; Pediatric Dietician; Public Health Nutritionist								
Plan and conduct food service or nutritional programs to assist in the promotion of health and control of disease. May supervise activities of a department providing quantity food services, counsel individuals, or conduct nutritional research.								
North Dakota		ANNUAL:	\$68,440	\$53,040	\$59,510	\$66,370	\$75,980	\$80,690
Employment:	170	HOURLY:	\$32.90	\$25.50	\$28.61	\$31.91	\$36.53	\$38.79
Region 4		ANNUAL:	\$70,880	\$61,430	\$63,010	\$73,380	\$76,450	\$83,990
Employment:	20	HOURLY:	\$34.08	\$29.54	\$30.29	\$35.28	\$36.76	\$40.38
Region 5		ANNUAL:	\$66,960	\$49,920	\$59,170	\$63,590	\$75,980	\$77,450
Employment:	80	HOURLY:	\$32.19	\$24.00	\$28.44	\$30.57	\$36.53	\$37.23
Region 7		ANNUAL:	\$67,280	\$53,590	\$57,650	\$72,030	\$75,060	\$77,900
Employment:	30	HOURLY:	\$32.34	\$25.77	\$27.72	\$34.63	\$36.08	\$37.45
Bismarck, ND MetroSA		ANNUAL:	\$67,280	\$53,590	\$57,650	\$72,030	\$75,060	\$77,900
Employment:	30	HOURLY:	\$32.34	\$25.77	\$27.72	\$34.63	\$36.09	\$37.45
Fargo, ND-MN MetroSA		ANNUAL:	\$66,560	\$52,250	\$59,170	\$66,380	\$75,980	\$76,370
Employment:	100	HOURLY:	\$32.00	\$25.12	\$28.45	\$31.91	\$36.53	\$36.72
Grand Forks, ND-MN MetroSA		ANNUAL:	\$68,950	\$61,430	\$63,010	\$64,970	\$75,550	\$80,590
Employment:	20	HOURLY:	\$33.15	\$29.54	\$30.29	\$31.23	\$36.32	\$38.75
West ND Nonmetro Area		ANNUAL:	\$69,710	\$54,300	\$62,340	\$65,860	\$75,750	\$98,620
Employment:	20	HOURLY:	\$33.51	\$26.11	\$29.97	\$31.67	\$36.42	\$47.41
East ND Nonmetro Area		ANNUAL:	\$80,040	\$63,220	\$66,050	\$80,200	\$90,320	\$99,510
Employment:	10	HOURLY:	\$38.48	\$30.40	\$31.76	\$38.56	\$43.42	\$47.84

'N/A' indicates data or information cannot be released due to reliability, availability, or confidentiality restrictions. Since a portion of substate employment is not attributed to a region, substate areas will NOT add up to statewide totals. Rounding and the absence of suppressed data may also affect additivity.

		WAGE ESTIMATES						
		Average (Mean)	10th Percentile	25th Percentile	50th Percentile (Median)	75th Percentile	90th Percentile	
29-1041 Optometrists								
Alternate Job Title(s): Doctor of Optometry								
Diagnose, manage, and treat conditions and diseases of the human eye and visual system. Examine eyes and visual system, diagnose problems or impairments, prescribe corrective lenses, and provide treatment. May prescribe therapeutic drugs to treat specific eye conditions. Ophthalmologists are included in Ophthalmologists, Except Pediatric (29-1241).								
North Dakota		ANNUAL:	\$140,620	\$78,080	\$99,860	\$127,200	\$152,350	\$214,860
Employment:	250	HOURLY:	\$67.61	\$37.54	\$48.01	\$61.16	\$73.25	\$103.30
Region 2		ANNUAL:	\$138,930	\$96,050	\$124,850	\$128,270	\$140,480	\$164,250
Employment:	30	HOURLY:	\$66.79	\$46.18	\$60.02	\$61.67	\$67.54	\$78.96
Region 4		ANNUAL:	\$149,290	\$76,330	\$98,280	\$124,270	\$160,370	\$230,500
Employment:	40	HOURLY:	\$71.77	\$36.70	\$47.25	\$59.74	\$77.10	\$110.82
Region 5		ANNUAL:	\$142,410	\$95,660	\$116,930	\$127,200	\$155,400	\$214,870
Employment:	70	HOURLY:	\$68.47	\$45.99	\$56.22	\$61.16	\$74.71	\$103.30
Region 7		ANNUAL:	\$139,780	\$77,150	\$98,700	\$130,830	\$153,600	\$213,280
Employment:	60	HOURLY:	\$67.20	\$37.09	\$47.45	\$62.90	\$73.85	\$102.54
Bismarck, ND MetroSA		ANNUAL:	\$139,140	\$76,530	\$98,700	\$130,830	\$153,600	\$213,280
Employment:	50	HOURLY:	\$66.89	\$36.79	\$47.45	\$62.90	\$73.85	\$102.54
Fargo, ND-MN MetroSA		ANNUAL:	\$144,070	\$95,660	\$116,930	\$127,200	\$156,000	\$214,870
Employment:	70	HOURLY:	\$69.26	\$45.99	\$56.22	\$61.16	\$75.00	\$103.30
Grand Forks, ND-MN MetroSA		ANNUAL:	\$149,620	\$79,900	\$103,530	\$129,230	\$160,370	\$211,010
Employment:	50	HOURLY:	\$71.93	\$38.41	\$49.77	\$62.13	\$77.10	\$101.45
West ND Nonmetro Area		ANNUAL:	\$138,220	\$81,690	\$100,870	\$127,570	\$151,780	\$215,750
Employment:	60	HOURLY:	\$66.45	\$39.27	\$48.49	\$61.33	\$72.97	\$103.73
East ND Nonmetro Area		ANNUAL:	\$121,920	\$78,050	\$98,280	\$117,280	\$135,500	\$164,240
Employment:	30	HOURLY:	\$58.61	\$37.53	\$47.25	\$56.38	\$65.14	\$78.96

'N/A' indicates data or information cannot be released due to reliability, availability, or confidentiality restrictions. Since a portion of substate employment is not attributed to a region, substate areas will NOT add up to statewide totals. Rounding and the absence of suppressed data may also affect additivity.

			WAGE ESTIMATES					
			Average (Mean)	10th Percentile	25th Percentile	50th Percentile (Median)	75th Percentile	90th Percentile
29-1051 Pharmacists								
Alternate Job Title(s): Apothecary; Hospital Pharmacist								
Dispense drugs prescribed by physicians and other health practitioners and provide information to patients about medications and their use. May advise physicians and other health practitioners on the selection, dosage, interactions, and side effects of medications.								
North Dakota		ANNUAL:	\$127,260	\$41,500	\$124,040	\$134,670	\$148,640	\$155,220
Employment:	920	HOURLY:	\$61.19	\$19.95	\$59.64	\$64.75	\$71.46	\$74.63
Region 1		ANNUAL:	\$137,550	\$88,080	\$125,810	\$134,640	\$152,780	\$189,970
Employment:	30	HOURLY:	\$66.13	\$42.35	\$60.48	\$64.73	\$73.45	\$91.33
Region 2		ANNUAL:	\$134,930	\$109,210	\$131,140	\$136,760	\$148,640	\$157,300
Employment:	70	HOURLY:	\$64.87	\$52.50	\$63.05	\$65.75	\$71.46	\$75.62
Region 3		ANNUAL:	\$125,290	\$109,790	\$116,130	\$130,330	\$132,940	\$158,780
Employment:	30	HOURLY:	\$60.24	\$52.78	\$55.83	\$62.66	\$63.91	\$76.33
Region 4		ANNUAL:	\$125,120	\$39,140	\$121,510	\$131,390	\$141,350	\$159,450
Employment:	90	HOURLY:	\$60.15	\$18.81	\$58.42	\$63.17	\$67.95	\$76.66
Region 5		ANNUAL:	\$124,740	\$34,590	\$120,570	\$133,970	\$153,690	\$154,300
Employment:	400	HOURLY:	\$59.97	\$16.63	\$57.96	\$64.41	\$73.89	\$74.18
Region 6		ANNUAL:	\$123,940	\$81,500	\$109,790	\$132,540	\$139,640	\$157,940
Employment:	60	HOURLY:	\$59.59	\$39.18	\$52.78	\$63.72	\$67.14	\$75.93
Region 7		ANNUAL:	\$130,050	\$80,560	\$126,330	\$136,370	\$145,710	\$153,240
Employment:	210	HOURLY:	\$62.52	\$38.73	\$60.73	\$65.56	\$70.05	\$73.68
Bismarck, ND MetroSA		ANNUAL:	\$131,150	\$94,890	\$126,320	\$140,100	\$145,710	\$152,760
Employment:	190	HOURLY:	\$63.05	\$45.62	\$60.73	\$67.36	\$70.05	\$73.44
Fargo, ND-MN MetroSA		ANNUAL:	\$126,470	\$35,650	\$125,610	\$134,910	\$153,690	\$156,360
Employment:	430	HOURLY:	\$60.80	\$17.14	\$60.39	\$64.86	\$73.89	\$75.18
Grand Forks, ND-MN MetroSA		ANNUAL:	\$127,960	\$79,580	\$122,610	\$131,390	\$143,310	\$166,780
Employment:	90	HOURLY:	\$61.52	\$38.26	\$58.95	\$63.17	\$68.90	\$80.18
West ND Nonmetro Area		ANNUAL:	\$132,010	\$88,080	\$126,770	\$135,650	\$148,640	\$157,300
Employment:	160	HOURLY:	\$63.47	\$42.35	\$60.95	\$65.21	\$71.46	\$75.63
East ND Nonmetro Area		ANNUAL:	\$123,570	\$81,500	\$109,790	\$132,450	\$139,100	\$157,690
Employment:	140	HOURLY:	\$59.41	\$39.18	\$52.78	\$63.68	\$66.88	\$75.81

'N/A' indicates data or information cannot be released due to reliability, availability, or confidentiality restrictions. Since a portion of substate employment is not attributed to a region, substate areas will NOT add up to statewide totals. Rounding and the absence of suppressed data may also affect additivity.

			WAGE ESTIMATES					
			Average (Mean)	10th Percentile	25th Percentile	50th Percentile (Median)	75th Percentile	90th Percentile
29-1071 Physician Assistants								
Alternate Job Title(s): Anesthesiologist Assistant; Family Practice Physician Assistant								
Provide healthcare services typically performed by a physician, under the supervision of a physician. Conduct complete physicals, provide treatment, and counsel patients. May, in some cases, prescribe medication. Must graduate from an accredited educational program for physician assistants. Excludes Registered Nurses (29-1141), Nurse Anesthetists (29-1151), Nurse Midwives (29-1161), Nurse Practitioners (29-1171), Emergency Medical Technicians (29-2042), Paramedics (29-2043), Surgical Assistants (29-9093), and Medical Assistants (31-9092).								
North Dakota		ANNUAL:	\$127,350	\$98,530	\$119,670	\$132,660	\$137,120	\$159,570
Employment:	250	HOURLY:	\$61.22	\$47.37	\$57.53	\$63.78	\$65.92	\$76.71
Region 1		ANNUAL:	\$145,490	\$122,820	\$124,260	\$139,630	\$159,560	\$199,460
Employment:	10	HOURLY:	\$69.95	\$59.05	\$59.74	\$67.13	\$76.71	\$95.89
Region 4		ANNUAL:	\$126,280	\$98,530	\$119,670	\$121,610	\$135,440	\$161,500
Employment:	40	HOURLY:	\$60.71	\$47.37	\$57.53	\$58.46	\$65.12	\$77.64
Region 5		ANNUAL:	\$129,490	\$97,530	\$122,900	\$133,990	\$134,710	\$164,590
Employment:	90	HOURLY:	\$62.25	\$46.89	\$59.08	\$64.42	\$64.76	\$79.13
Region 6		ANNUAL:	\$128,960	\$110,720	\$124,260	\$125,950	\$146,840	\$146,840
Employment:	20	HOURLY:	\$62.00	\$53.23	\$59.74	\$60.55	\$70.60	\$70.60
Region 7		ANNUAL:	\$113,030	\$60,550	\$113,850	\$117,270	\$122,830	\$133,700
Employment:	40	HOURLY:	\$54.34	\$29.11	\$54.73	\$56.38	\$59.05	\$64.28
Region 8		ANNUAL:	\$123,930	\$102,300	\$120,590	\$122,150	\$134,850	\$147,190
Employment:	10	HOURLY:	\$59.58	\$49.18	\$57.97	\$58.73	\$64.83	\$70.77
Bismarck, ND MetroSA		ANNUAL:	\$114,000	\$69,960	\$113,840	\$117,270	\$122,820	\$133,700
Employment:	30	HOURLY:	\$54.81	\$33.63	\$54.73	\$56.38	\$59.05	\$64.28
Fargo, ND-MN MetroSA		ANNUAL:	\$130,110	\$105,060	\$124,860	\$133,990	\$134,700	\$164,570
Employment:	100	HOURLY:	\$62.55	\$50.51	\$60.03	\$64.42	\$64.76	\$79.12
Grand Forks, ND-MN MetroSA		ANNUAL:	\$128,020	\$98,530	\$119,670	\$119,670	\$132,660	\$161,500
Employment:	40	HOURLY:	\$61.55	\$47.37	\$57.53	\$57.53	\$63.78	\$77.64
West ND Nonmetro Area		ANNUAL:	\$131,980	\$110,720	\$120,840	\$134,850	\$137,760	\$176,470
Employment:	60	HOURLY:	\$63.45	\$53.23	\$58.10	\$64.83	\$66.23	\$84.84
East ND Nonmetro Area		ANNUAL:	\$125,740	\$97,940	\$116,030	\$125,210	\$145,720	\$146,840
Employment:	40	HOURLY:	\$60.45	\$47.09	\$55.79	\$60.20	\$70.06	\$70.60

29-1081 Podiatrists**Alternate Job Title(s):** Chiroprapist; Foot Doctor; Foot Orthopedist

Diagnose and treat diseases and deformities of the human foot.

North Dakota		ANNUAL:	N/A	N/A	N/A	N/A	N/A	N/A
Employment:	30	HOURLY:	N/A	N/A	N/A	N/A	N/A	N/A
Region 5		ANNUAL:	\$253,120	\$166,590	\$230,980	\$233,300	N/A	N/A
Employment:	20	HOURLY:	\$121.69	\$80.09	\$111.05	\$112.16	N/A	N/A
Fargo, ND-MN MetroSA		ANNUAL:	\$253,120	\$166,590	\$230,980	\$233,300	N/A	N/A
Employment:	20	HOURLY:	\$121.69	\$80.09	\$111.05	\$112.16	N/A	N/A

'N/A' indicates data or information cannot be released due to reliability, availability, or confidentiality restrictions. Since a portion of substate employment is not attributed to a region, substate areas will NOT add up to statewide totals. Rounding and the absence of suppressed data may also affect additivity.

		WAGE ESTIMATES						
		Average (Mean)	10th Percentile	25th Percentile	50th Percentile (Median)	75th Percentile	90th Percentile	
29-1122 Occupational Therapists								
Alternate Job Title(s): Registered Occupational Therapist								
Assess, plan, and organize rehabilitative programs that help build or restore vocational, homemaking, and daily living skills, as well as general independence, to persons with disabilities or developmental delays. Use therapeutic techniques, adapt the individual's environment, teach skills, and modify specific tasks that present barriers to the individual. Excludes Rehabilitation Counselors (21-1015).								
North Dakota		ANNUAL:	\$82,450	\$66,940	\$70,450	\$78,280	\$90,330	\$103,010
Employment:	470	HOURLY:	\$39.64	\$32.18	\$33.87	\$37.63	\$43.43	\$49.52
Region 1		ANNUAL:	\$89,100	\$55,780	\$81,940	\$91,470	\$103,250	\$122,870
Employment:	20	HOURLY:	\$42.84	\$26.82	\$39.40	\$43.98	\$49.64	\$59.07
Region 2		ANNUAL:	\$83,560	\$64,580	\$74,870	\$81,990	\$91,470	\$92,020
Employment:	40	HOURLY:	\$40.17	\$31.05	\$35.99	\$39.42	\$43.98	\$44.24
Region 4		ANNUAL:	\$80,510	\$63,430	\$75,130	\$81,180	\$86,140	\$91,660
Employment:	60	HOURLY:	\$38.71	\$30.50	\$36.12	\$39.03	\$41.41	\$44.07
Region 5		ANNUAL:	\$83,000	\$68,570	\$73,800	\$77,380	\$89,890	\$99,210
Employment:	170	HOURLY:	\$39.90	\$32.97	\$35.48	\$37.20	\$43.22	\$47.70
Region 6		ANNUAL:	\$85,540	\$67,350	\$75,350	\$82,350	\$90,330	\$105,240
Employment:	20	HOURLY:	\$41.13	\$32.38	\$36.22	\$39.59	\$43.43	\$50.60
Region 7		ANNUAL:	\$77,360	\$67,830	\$67,830	\$73,250	\$81,570	\$91,100
Employment:	130	HOURLY:	\$37.19	\$32.61	\$32.61	\$35.22	\$39.22	\$43.80
Region 8		ANNUAL:	\$99,080	\$73,440	\$82,130	\$98,920	\$128,540	\$128,540
Employment:	30	HOURLY:	\$47.64	\$35.31	\$39.49	\$47.56	\$61.80	\$61.80
Bismarck, ND MetroSA		ANNUAL:	\$77,180	\$67,830	\$67,830	\$69,420	\$80,860	\$91,100
Employment:	130	HOURLY:	\$37.11	\$32.61	\$32.61	\$33.38	\$38.87	\$43.80
Fargo, ND-MN MetroSA		ANNUAL:	\$82,480	\$66,540	\$73,800	\$75,040	\$89,890	\$99,070
Employment:	160	HOURLY:	\$39.66	\$31.99	\$35.48	\$36.08	\$43.22	\$47.63
Grand Forks, ND-MN MetroSA		ANNUAL:	\$80,370	\$63,180	\$70,930	\$80,340	\$87,570	\$95,150
Employment:	70	HOURLY:	\$38.64	\$30.37	\$34.10	\$38.63	\$42.10	\$45.74
West ND Nonmetro Area		ANNUAL:	\$89,320	\$64,580	\$74,970	\$88,510	\$98,920	\$128,140
Employment:	90	HOURLY:	\$42.94	\$31.05	\$36.04	\$42.56	\$47.56	\$61.61
East ND Nonmetro Area		ANNUAL:	\$85,210	\$71,090	\$76,700	\$81,540	\$90,330	\$105,240
Employment:	40	HOURLY:	\$40.97	\$34.18	\$36.87	\$39.20	\$43.43	\$50.60

'N/A' indicates data or information cannot be released due to reliability, availability, or confidentiality restrictions. Since a portion of substate employment is not attributed to a region, substate areas will NOT add up to statewide totals. Rounding and the absence of suppressed data may also affect additivity.

		WAGE ESTIMATES						
		Average (Mean)	10th Percentile	25th Percentile	50th Percentile (Median)	75th Percentile	90th Percentile	
29-1123 Physical Therapists								
Alternate Job Title(s): Geriatric Physical Therapist; Physiotherapist; Pulmonary Physical Therapist								
Assess, plan, organize, and participate in rehabilitative programs that improve mobility, relieve pain, increase strength, and improve or correct disabling conditions resulting from disease or injury.								
North Dakota		ANNUAL:	\$88,430	\$68,460	\$78,040	\$88,250	\$98,860	\$108,680
Employment:	840	HOURLY:	\$42.51	\$32.91	\$37.52	\$42.43	\$47.53	\$52.25
Region 1		ANNUAL:	\$83,770	\$61,900	\$75,980	\$81,020	\$99,220	\$102,220
Employment:	40	HOURLY:	\$40.27	\$29.76	\$36.53	\$38.95	\$47.70	\$49.14
Region 2		ANNUAL:	\$91,390	\$72,270	\$78,040	\$97,690	\$105,530	\$109,730
Employment:	80	HOURLY:	\$43.94	\$34.74	\$37.52	\$46.97	\$50.73	\$52.75
Region 3		ANNUAL:	\$97,920	\$79,720	\$85,110	\$97,890	\$108,110	\$112,130
Employment:	10	HOURLY:	\$47.08	\$38.33	\$40.92	\$47.06	\$51.98	\$53.91
Region 4		ANNUAL:	\$87,940	\$65,220	\$79,930	\$82,830	\$99,780	\$105,240
Employment:	100	HOURLY:	\$42.28	\$31.35	\$38.43	\$39.82	\$47.97	\$50.59
Region 5		ANNUAL:	\$89,600	\$73,970	\$79,180	\$93,250	\$97,600	\$108,680
Employment:	330	HOURLY:	\$43.07	\$35.56	\$38.07	\$44.83	\$46.92	\$52.25
Region 6		ANNUAL:	\$90,380	\$75,940	\$79,730	\$93,070	\$99,720	\$113,300
Employment:	40	HOURLY:	\$43.45	\$36.51	\$38.33	\$44.75	\$47.94	\$54.47
Region 7		ANNUAL:	\$85,320	\$67,660	\$75,460	\$88,250	\$94,830	\$108,990
Employment:	190	HOURLY:	\$41.02	\$32.53	\$36.28	\$42.43	\$45.59	\$52.40
Region 8		ANNUAL:	\$88,890	\$65,720	\$77,970	\$84,100	\$100,690	\$105,300
Employment:	50	HOURLY:	\$42.74	\$31.60	\$37.49	\$40.43	\$48.41	\$50.63
Bismarck, ND MetroSA		ANNUAL:	\$85,150	\$67,940	\$75,460	\$88,250	\$89,600	\$108,380
Employment:	180	HOURLY:	\$40.94	\$32.66	\$36.28	\$42.43	\$43.08	\$52.11
Fargo, ND-MN MetroSA		ANNUAL:	\$89,640	\$73,970	\$79,180	\$89,270	\$96,780	\$108,680
Employment:	320	HOURLY:	\$43.10	\$35.56	\$38.07	\$42.92	\$46.53	\$52.25
Grand Forks, ND-MN MetroSA		ANNUAL:	\$88,020	\$65,170	\$79,930	\$82,830	\$101,040	\$105,240
Employment:	100	HOURLY:	\$42.32	\$31.33	\$38.43	\$39.82	\$48.58	\$50.59
West ND Nonmetro Area		ANNUAL:	\$88,700	\$65,720	\$78,040	\$85,110	\$102,220	\$105,520
Employment:	180	HOURLY:	\$42.65	\$31.60	\$37.52	\$40.92	\$49.14	\$50.73
East ND Nonmetro Area		ANNUAL:	\$92,800	\$75,940	\$79,730	\$93,900	\$101,820	\$112,120
Employment:	90	HOURLY:	\$44.62	\$36.51	\$38.33	\$45.15	\$48.95	\$53.91

29-1124 Radiation Therapists**Alternate Job Title(s):** Radiation Therapy Technologist

Provide radiation therapy to patients as prescribed by a radiation oncologist according to established practices and standards. Duties may include reviewing prescription and diagnosis; acting as liaison with physician and supportive care personnel; preparing equipment, such as immobilization, treatment, and protection devices; and maintaining records, reports, and files. May assist in dosimetry procedures and tumor localization.

North Dakota		ANNUAL:	\$86,220	\$75,270	\$76,030	\$92,050	\$92,780	\$92,780
Employment:	10	HOURLY:	\$41.45	\$36.19	\$36.55	\$44.25	\$44.61	\$44.61

'N/A' indicates data or information cannot be released due to reliability, availability, or confidentiality restrictions. Since a portion of substate employment is not attributed to a region, substate areas will NOT add up to statewide totals. Rounding and the absence of suppressed data may also affect additivity.

			WAGE ESTIMATES					
			Average (Mean)	10th Percentile	25th Percentile	50th Percentile (Median)	75th Percentile	90th Percentile
29-1125 Recreational Therapists								
Alternate Job Title(s): Certified Recreational Therapist; Drama Therapist; Therapeutic Recreation Specialist								
Plan, direct, or coordinate medically-approved recreation programs for patients in hospitals, nursing homes, or other institutions. Activities include sports, trips, dramatics, social activities, and crafts. May assess a patient condition and recommend appropriate recreational activity. Excludes Recreation Workers (39-9032).								
North Dakota		ANNUAL:	\$54,100	\$28,290	\$28,300	\$55,590	\$65,550	\$78,310
Employment:	30	HOURLY:	\$26.01	\$13.60	\$13.61	\$26.73	\$31.51	\$37.65
East ND Nonmetro Area		ANNUAL:	\$56,570	\$43,640	\$52,740	\$52,740	\$60,350	\$75,840
Employment:	10	HOURLY:	\$27.20	\$20.98	\$25.36	\$25.36	\$29.02	\$36.46

29-1126 Respiratory Therapists**Alternate Job Title(s):** Inhalation Therapist; Oxygen Therapist; Registered Respiratory Therapist

Assess, treat, and care for patients with breathing disorders. Assume primary responsibility for all respiratory care modalities, including the supervision of respiratory therapy technicians. Initiate and conduct therapeutic procedures; maintain patient records; and select, assemble, check, and operate equipment.

North Dakota		ANNUAL:	\$74,090	\$55,670	\$61,340	\$66,070	\$76,200	\$85,480
Employment:	280	HOURLY:	\$35.62	\$26.76	\$29.49	\$31.76	\$36.64	\$41.10
Region 1		ANNUAL:	\$90,790	\$63,200	\$66,310	\$70,540	\$88,100	\$149,400
Employment:	10	HOURLY:	\$43.65	\$30.38	\$31.88	\$33.91	\$42.36	\$71.83
Region 4		ANNUAL:	\$68,860	\$54,340	\$62,080	\$62,110	\$79,340	\$85,410
Employment:	40	HOURLY:	\$33.11	\$26.12	\$29.85	\$29.86	\$38.14	\$41.06
Region 5		ANNUAL:	\$70,680	\$61,340	\$61,340	\$74,090	\$76,210	\$85,490
Employment:	130	HOURLY:	\$33.98	\$29.49	\$29.49	\$35.62	\$36.64	\$41.10
Region 7		ANNUAL:	\$67,560	\$55,670	\$55,670	\$66,070	\$73,370	\$82,880
Employment:	70	HOURLY:	\$32.48	\$26.76	\$26.76	\$31.76	\$35.27	\$39.85
Bismarck, ND MetroSA		ANNUAL:	\$67,600	\$55,670	\$55,670	\$68,610	\$75,710	\$82,880
Employment:	70	HOURLY:	\$32.50	\$26.76	\$26.76	\$32.99	\$36.40	\$39.85
Fargo, ND-MN MetroSA		ANNUAL:	\$70,790	\$61,340	\$61,340	\$74,090	\$76,200	\$85,480
Employment:	130	HOURLY:	\$34.04	\$29.49	\$29.49	\$35.62	\$36.64	\$41.10
Grand Forks, ND-MN MetroSA		ANNUAL:	\$73,650	\$62,080	\$62,080	\$74,810	\$79,340	\$88,940
Employment:	30	HOURLY:	\$35.41	\$29.85	\$29.85	\$35.97	\$38.14	\$42.76
West ND Nonmetro Area		ANNUAL:	\$87,220	\$52,710	\$64,610	\$66,070	\$73,420	N/A
Employment:	30	HOURLY:	\$41.93	\$25.34	\$31.06	\$31.76	\$35.30	N/A
East ND Nonmetro Area		ANNUAL:	\$74,140	\$52,690	\$54,340	\$62,980	\$65,500	\$86,510
Employment:	20	HOURLY:	\$35.64	\$25.33	\$26.12	\$30.28	\$31.49	\$41.59

'N/A' indicates data or information cannot be released due to reliability, availability, or confidentiality restrictions. Since a portion of substate employment is not attributed to a region, substate areas will NOT add up to statewide totals. Rounding and the absence of suppressed data may also affect additivity.

		WAGE ESTIMATES						
		Average (Mean)	10th Percentile	25th Percentile	50th Percentile (Median)	75th Percentile	90th Percentile	
29-1127 Speech-Language Pathologists								
Alternate Job Title(s): Public School Speech Therapist; Speech Clinician; Speech Therapist								
Assess and treat persons with speech, language, voice, and fluency disorders. May select alternative communication systems and teach their use. May perform research related to speech and language problems.								
North Dakota		ANNUAL:	\$72,900	\$52,160	\$63,320	\$67,410	\$87,880	\$99,380
Employment:	610	HOURLY:	\$35.05	\$25.08	\$30.44	\$32.41	\$42.25	\$47.78
Region 2		ANNUAL:	\$73,890	\$57,480	\$63,530	\$68,070	\$90,280	\$90,280
Employment:	70	HOURLY:	\$35.52	\$27.63	\$30.54	\$32.73	\$43.41	\$43.41
Region 3		ANNUAL:	\$64,610	\$47,760	\$52,180	\$66,090	\$72,200	\$83,640
Employment:	10	HOURLY:	\$31.06	\$22.96	\$25.09	\$31.78	\$34.71	\$40.21
Region 4		ANNUAL:	\$71,500	\$53,430	\$62,400	\$68,220	\$84,710	\$96,650
Employment:	80	HOURLY:	\$34.37	\$25.69	\$30.00	\$32.80	\$40.73	\$46.47
Region 5		ANNUAL:	\$71,660	\$49,730	\$52,670	\$64,570	\$86,810	\$101,500
Employment:	180	HOURLY:	\$34.45	\$23.91	\$25.32	\$31.04	\$41.73	\$48.80
Region 6		ANNUAL:	\$71,450	\$52,130	\$63,540	\$64,490	\$83,610	\$101,920
Employment:	30	HOURLY:	\$34.35	\$25.06	\$30.55	\$31.00	\$40.20	\$49.00
Region 7		ANNUAL:	\$73,950	\$56,070	\$63,740	\$67,410	\$82,220	\$97,850
Employment:	170	HOURLY:	\$35.55	\$26.96	\$30.64	\$32.41	\$39.53	\$47.04
Region 8		ANNUAL:	\$85,000	\$62,720	\$64,840	\$88,870	\$98,220	\$108,890
Employment:	30	HOURLY:	\$40.86	\$30.15	\$31.17	\$42.73	\$47.22	\$52.35
Bismarck, ND MetroSA		ANNUAL:	\$74,430	\$61,360	\$63,740	\$67,410	\$82,220	\$97,850
Employment:	160	HOURLY:	\$35.78	\$29.50	\$30.65	\$32.41	\$39.53	\$47.04
Fargo, ND-MN MetroSA		ANNUAL:	\$72,030	\$49,730	\$52,670	\$67,140	\$86,800	\$101,500
Employment:	190	HOURLY:	\$34.63	\$23.91	\$25.32	\$32.28	\$41.73	\$48.80
Grand Forks, ND-MN MetroSA		ANNUAL:	\$73,140	\$53,430	\$62,400	\$68,220	\$84,710	\$98,610
Employment:	90	HOURLY:	\$35.16	\$25.69	\$30.00	\$32.80	\$40.73	\$47.41
West ND Nonmetro Area		ANNUAL:	\$75,200	\$57,480	\$62,720	\$68,070	\$90,280	\$99,080
Employment:	140	HOURLY:	\$36.15	\$27.63	\$30.15	\$32.73	\$43.41	\$47.64
East ND Nonmetro Area		ANNUAL:	\$68,980	\$47,880	\$60,550	\$66,090	\$76,870	\$89,730
Employment:	70	HOURLY:	\$33.16	\$23.02	\$29.11	\$31.78	\$36.96	\$43.14

29-1128 Exercise Physiologists**Alternate Job Title(s):** Applied Exercise Physiologist; Clinical Exercise Physiologist; Kinesiotherapist

Assess, plan, or implement fitness programs that include exercise or physical activities such as those designed to improve cardiorespiratory function, body composition, muscular strength, muscular endurance, or flexibility. Excludes Physical Therapists (29-1123), Athletic Trainers (29-9091), and Exercise Trainers and Group Fitness Instructors (39-9031).

North Dakota		ANNUAL:	\$52,530	\$39,310	\$48,100	\$56,080	\$59,220	\$59,590
Employment:	20	HOURLY:	\$25.26	\$18.90	\$23.12	\$26.96	\$28.47	\$28.65

29-1129 Therapists, All Other**Alternate Job Title(s):** Art Therapist; Hydrotherapist; Music Therapist

All therapists not listed separately.

North Dakota		ANNUAL:	\$90,220	\$59,200	\$81,740	\$88,360	\$97,620	\$124,330
Employment:	N/A	HOURLY:	\$43.37	\$28.46	\$39.30	\$42.48	\$46.93	\$59.78

'N/A' indicates data or information cannot be released due to reliability, availability, or confidentiality restrictions. Since a portion of substate employment is not attributed to a region, substate areas will NOT add up to statewide totals. Rounding and the absence of suppressed data may also affect additivity.

		WAGE ESTIMATES						
		Average (Mean)	10th Percentile	25th Percentile	50th Percentile (Median)	75th Percentile	90th Percentile	
29-1131 Veterinarians								
Alternate Job Title(s): Animal Surgeon; Doctor of Veterinary Medicine (DVM); Veterinary Cardiologist; Veterinary Medicine Scientist; Veterinary Radiologist; Wildlife Veterinarian								
Diagnose, treat, or research diseases and injuries of animals. Includes veterinarians who conduct research and development, inspect livestock, or care for pets and companion animals.								
North Dakota		ANNUAL:	\$107,460	\$78,320	\$89,370	\$103,360	\$116,880	\$134,350
Employment:	270	HOURLY:	\$51.66	\$37.66	\$42.97	\$49.69	\$56.19	\$64.59
Region 2		ANNUAL:	\$104,040	\$82,470	\$91,720	\$96,630	\$104,000	\$130,500
Employment:	30	HOURLY:	\$50.02	\$39.65	\$44.09	\$46.46	\$50.00	\$62.74
Region 4		ANNUAL:	\$98,720	\$76,060	\$78,320	\$95,840	\$108,490	\$138,400
Employment:	20	HOURLY:	\$47.46	\$36.56	\$37.66	\$46.08	\$52.16	\$66.54
Region 5		ANNUAL:	\$109,330	\$79,270	\$91,430	\$103,880	\$116,880	\$133,600
Employment:	90	HOURLY:	\$52.56	\$38.11	\$43.95	\$49.94	\$56.19	\$64.23
Region 6		ANNUAL:	\$99,210	\$79,240	\$83,300	\$90,990	\$107,660	\$131,450
Employment:	20	HOURLY:	\$47.70	\$38.10	\$40.05	\$43.74	\$51.76	\$63.20
Region 7		ANNUAL:	\$114,730	\$76,460	\$91,650	\$104,000	\$131,450	\$171,090
Employment:	70	HOURLY:	\$55.16	\$36.76	\$44.06	\$50.00	\$63.20	\$82.26
Region 8		ANNUAL:	\$99,040	\$73,320	\$83,320	\$103,550	\$107,550	\$121,050
Employment:	20	HOURLY:	\$47.62	\$35.25	\$40.06	\$49.78	\$51.70	\$58.20
Bismarck, ND MetroSA		ANNUAL:	\$120,230	\$79,990	\$92,850	\$104,000	\$132,310	\$176,800
Employment:	50	HOURLY:	\$57.81	\$38.46	\$44.64	\$50.00	\$63.61	\$85.00
Fargo, ND-MN MetroSA		ANNUAL:	\$110,900	\$78,400	\$94,030	\$106,060	\$119,020	\$135,120
Employment:	80	HOURLY:	\$53.32	\$37.69	\$45.21	\$50.99	\$57.22	\$64.96
Grand Forks, ND-MN MetroSA		ANNUAL:	\$98,420	\$76,060	\$78,320	\$83,980	\$132,600	\$138,400
Employment:	20	HOURLY:	\$47.32	\$36.57	\$37.66	\$40.37	\$63.75	\$66.54
West ND Nonmetro Area		ANNUAL:	\$101,830	\$75,880	\$85,570	\$101,330	\$107,540	\$130,500
Employment:	80	HOURLY:	\$48.96	\$36.48	\$41.14	\$48.71	\$51.70	\$62.74
East ND Nonmetro Area		ANNUAL:	\$98,930	\$80,000	\$89,370	\$95,840	\$104,000	\$131,450
Employment:	50	HOURLY:	\$47.56	\$38.46	\$42.97	\$46.08	\$50.00	\$63.20

'N/A' indicates data or information cannot be released due to reliability, availability, or confidentiality restrictions. Since a portion of substate employment is not attributed to a region, substate areas will NOT add up to statewide totals. Rounding and the absence of suppressed data may also affect additivity.

	WAGE ESTIMATES						
	Average (Mean)	10th Percentile	25th Percentile	50th Percentile (Median)	75th Percentile	90th Percentile	
29-1141 Registered Nurses							
Alternate Job Title(s): Coronary Care Unit Nurse; Hospice Registered Nurse; Psychiatric Nurse							
Assess patient health problems and needs, develop and implement nursing care plans, and maintain medical records. Administer nursing care to ill, injured, convalescent, or disabled patients. May advise patients on health maintenance and disease prevention or provide case management. Licensing or registration required. Includes Clinical Nurse Specialists. Excludes Nurse Anesthetists (29-1151), Nurse Midwives (29-1161), and Nurse Practitioners (29-1171).							
North Dakota	ANNUAL:	\$79,190	\$63,920	\$68,840	\$74,930	\$82,520	\$95,680
Employment: 10,350	HOURLY:	\$38.07	\$30.73	\$33.10	\$36.03	\$39.68	\$46.00
Region 1	ANNUAL:	\$84,890	\$62,790	\$67,970	\$79,270	\$87,920	\$121,330
Employment: 340	HOURLY:	\$40.81	\$30.19	\$32.68	\$38.11	\$42.27	\$58.33
Region 2	ANNUAL:	\$76,890	\$62,400	\$64,690	\$79,110	\$79,480	\$88,640
Employment: 700	HOURLY:	\$36.97	\$30.00	\$31.10	\$38.03	\$38.21	\$42.61
Region 3	ANNUAL:	\$84,390	\$62,260	\$66,180	\$79,750	\$94,120	\$109,620
Employment: 240	HOURLY:	\$40.57	\$29.93	\$31.82	\$38.34	\$45.25	\$52.70
Region 4	ANNUAL:	\$76,800	\$63,920	\$64,260	\$74,930	\$79,970	\$95,530
Employment: 1,230	HOURLY:	\$36.92	\$30.73	\$30.89	\$36.03	\$38.45	\$45.93
Region 5	ANNUAL:	\$78,320	\$64,570	\$71,280	\$73,390	\$82,040	\$93,580
Employment: 4,180	HOURLY:	\$37.66	\$31.04	\$34.27	\$35.28	\$39.44	\$44.99
Region 6	ANNUAL:	\$74,580	\$61,160	\$65,170	\$74,730	\$82,730	\$86,820
Employment: 500	HOURLY:	\$35.85	\$29.40	\$31.33	\$35.93	\$39.77	\$41.74
Region 7	ANNUAL:	\$77,460	\$63,860	\$69,090	\$74,650	\$85,530	\$94,750
Employment: 2,670	HOURLY:	\$37.24	\$30.70	\$33.21	\$35.89	\$41.12	\$45.55
Region 8	ANNUAL:	\$92,690	\$63,240	\$64,660	\$79,310	\$88,640	\$164,320
Employment: 340	HOURLY:	\$44.56	\$30.40	\$31.09	\$38.13	\$42.61	\$79.00
Bismarck, ND MetroSA	ANNUAL:	\$77,520	\$63,860	\$69,090	\$71,980	\$85,530	\$94,970
Employment: 2,500	HOURLY:	\$37.27	\$30.70	\$33.22	\$34.60	\$41.12	\$45.66
Fargo, ND-MN MetroSA	ANNUAL:	\$78,650	\$65,250	\$72,170	\$73,380	\$82,520	\$94,710
Employment: 4,180	HOURLY:	\$37.81	\$31.37	\$34.70	\$35.28	\$39.68	\$45.54
Grand Forks, ND-MN MetroSA	ANNUAL:	\$76,890	\$63,920	\$64,690	\$74,930	\$80,750	\$95,530
Employment: 1,280	HOURLY:	\$36.97	\$30.73	\$31.10	\$36.03	\$38.82	\$45.93
West ND Nonmetro Area	ANNUAL:	\$82,110	\$63,100	\$64,690	\$79,110	\$82,710	\$103,750
Employment: 1,550	HOURLY:	\$39.48	\$30.34	\$31.10	\$38.03	\$39.77	\$49.88
East ND Nonmetro Area	ANNUAL:	\$76,980	\$61,160	\$65,170	\$77,400	\$82,760	\$94,120
Employment: 1,120	HOURLY:	\$37.01	\$29.41	\$31.33	\$37.21	\$39.79	\$45.25

'N/A' indicates data or information cannot be released due to reliability, availability, or confidentiality restrictions. Since a portion of substate employment is not attributed to a region, substate areas will NOT add up to statewide totals. Rounding and the absence of suppressed data may also affect additivity.

	WAGE ESTIMATES					
	Average (Mean)	10th Percentile	25th Percentile	50th Percentile (Median)	75th Percentile	90th Percentile

29-1151 Nurse Anesthetists

Alternate Job Title(s): Certified Registered Nurse Anesthetist (CRNA)

Administer anesthesia, monitor patient's vital signs, and oversee patient recovery from anesthesia. May assist anesthesiologists, surgeons, other physicians, or dentists. Must be registered nurses who have specialized graduate education.

North Dakota		ANNUAL:	\$234,950	\$207,150	\$222,150	\$226,780	N/A	N/A
Employment: 120		HOURLY:	\$112.96	\$99.59	\$106.80	\$109.03	N/A	N/A
Region 7		ANNUAL:	\$241,050	\$205,590	\$222,150	N/A	N/A	N/A
Employment: 20		HOURLY:	\$115.89	\$98.84	\$106.80	N/A	N/A	N/A
Bismarck, ND MetroSA		ANNUAL:	\$243,720	\$222,150	\$222,150	N/A	N/A	N/A
Employment: 20		HOURLY:	\$117.17	\$106.80	\$106.80	N/A	N/A	N/A
Grand Forks, ND-MN MetroSA		ANNUAL:	\$226,110	\$203,090	\$203,090	\$227,710	N/A	N/A
Employment: 30		HOURLY:	\$108.71	\$97.64	\$97.64	\$109.47	N/A	N/A
West ND Nonmetro Area		ANNUAL:	\$236,200	\$208,000	\$208,000	\$223,450	N/A	N/A
Employment: 10		HOURLY:	\$113.56	\$100.00	\$100.00	\$107.43	N/A	N/A

'N/A' indicates data or information cannot be released due to reliability, availability, or confidentiality restrictions. Since a portion of substate employment is not attributed to a region, substate areas will NOT add up to statewide totals. Rounding and the absence of suppressed data may also affect additivity.

		WAGE ESTIMATES						
		Average (Mean)	10th Percentile	25th Percentile	50th Percentile (Median)	75th Percentile	90th Percentile	
29-1171 Nurse Practitioners								
Alternate Job Title(s): Cardiology Nurse Practitioner; Family Practice Nurse Practitioner; Gerontological Nurse Practitioner								
Diagnose and treat acute, episodic, or chronic illness, independently or as part of a healthcare team. May focus on health promotion and disease prevention. May order, perform, or interpret diagnostic tests such as lab work and x rays. May prescribe medication. Must be registered nurses who have specialized graduate education.								
North Dakota		ANNUAL:	\$127,760	\$105,040	\$109,490	\$124,040	\$140,340	\$159,740
Employment:	710	HOURLY:	\$61.42	\$50.50	\$52.64	\$59.63	\$67.47	\$76.80
Region 1		ANNUAL:	\$125,010	\$100,830	\$107,530	\$125,550	\$145,000	\$148,590
Employment:	30	HOURLY:	\$60.10	\$48.48	\$51.70	\$60.36	\$69.71	\$71.44
Region 2		ANNUAL:	\$131,990	\$107,850	\$111,970	\$124,930	\$157,210	\$157,440
Employment:	70	HOURLY:	\$63.46	\$51.85	\$53.83	\$60.06	\$75.58	\$75.69
Region 3		ANNUAL:	\$120,710	\$86,110	\$106,300	\$110,940	\$133,320	\$166,400
Employment:	30	HOURLY:	\$58.03	\$41.40	\$51.10	\$53.34	\$64.09	\$80.00
Region 4		ANNUAL:	\$127,870	\$105,000	\$109,490	\$125,620	\$138,080	\$164,410
Employment:	90	HOURLY:	\$61.48	\$50.48	\$52.64	\$60.39	\$66.38	\$79.04
Region 5		ANNUAL:	\$129,950	\$106,680	\$113,510	\$123,520	\$152,210	\$159,360
Employment:	300	HOURLY:	\$62.48	\$51.29	\$54.57	\$59.38	\$73.18	\$76.61
Region 6		ANNUAL:	\$123,950	\$104,000	\$107,630	\$119,800	\$129,840	\$168,500
Employment:	70	HOURLY:	\$59.59	\$50.00	\$51.75	\$57.60	\$62.42	\$81.01
Region 7		ANNUAL:	\$126,110	\$104,010	\$107,640	\$124,670	\$133,540	\$159,740
Employment:	90	HOURLY:	\$60.63	\$50.01	\$51.75	\$59.94	\$64.20	\$76.80
Bismarck, ND MetroSA		ANNUAL:	\$126,670	\$104,000	\$106,490	\$124,670	\$151,010	\$164,500
Employment:	70	HOURLY:	\$60.90	\$50.00	\$51.20	\$59.94	\$72.60	\$79.09
Fargo, ND-MN MetroSA		ANNUAL:	\$131,130	\$106,240	\$121,270	\$125,030	\$158,020	\$159,360
Employment:	300	HOURLY:	\$63.04	\$51.08	\$58.30	\$60.11	\$75.97	\$76.61
Grand Forks, ND-MN MetroSA		ANNUAL:	\$127,530	\$104,160	\$109,490	\$125,620	\$141,220	\$157,960
Employment:	100	HOURLY:	\$61.31	\$50.08	\$52.64	\$60.39	\$67.89	\$75.94
West ND Nonmetro Area		ANNUAL:	\$128,270	\$105,840	\$110,560	\$124,930	\$145,000	\$157,440
Employment:	140	HOURLY:	\$61.67	\$50.89	\$53.16	\$60.06	\$69.71	\$75.69
East ND Nonmetro Area		ANNUAL:	\$122,270	\$104,000	\$107,530	\$115,770	\$127,770	\$161,920
Employment:	150	HOURLY:	\$58.78	\$50.00	\$51.70	\$55.66	\$61.43	\$77.85

29-1181 Audiologists**Alternate Job Title(s):** Clinical Audiologist; Pediatric Audiologist

Assess and treat persons with hearing and related disorders. May fit hearing aids and provide auditory training. May perform research related to hearing problems.

North Dakota		ANNUAL:	\$86,040	\$61,550	\$81,340	\$84,990	\$84,990	\$95,610
Employment:	40	HOURLY:	\$41.36	\$29.59	\$39.11	\$40.86	\$40.86	\$45.96
West ND Nonmetro Area		ANNUAL:	\$86,450	\$60,330	\$80,840	\$84,990	\$95,610	\$95,610
Employment:	10	HOURLY:	\$41.56	\$29.00	\$38.87	\$40.86	\$45.96	\$45.97

'N/A' indicates data or information cannot be released due to reliability, availability, or confidentiality restrictions. Since a portion of substate employment is not attributed to a region, substate areas will NOT add up to statewide totals. Rounding and the absence of suppressed data may also affect additivity.

		WAGE ESTIMATES					
		Average (Mean)	10th Percentile	25th Percentile	50th Percentile (Median)	75th Percentile	90th Percentile

29-1212 Cardiologists

Alternate Job Title(s): Electrophysiology Cardiologist; Interventional Cardiologist

Diagnose, treat, manage, and prevent diseases or conditions of the cardiovascular system. May further subspecialize in interventional procedures (e.g., balloon angioplasty and stent placement), echocardiography, or electrophysiology.

North Dakota		ANNUAL:	N/A	N/A	N/A	N/A	N/A	N/A
Employment:	10	HOURLY:	N/A	N/A	N/A	N/A	N/A	N/A

29-1214 Emergency Medicine Physicians

Alternate Job Title(s): Critical Care Physician; Disaster Medicine Physician

Make immediate medical decisions and act to prevent death or further disability. Provide immediate recognition, evaluation, care, stabilization, and disposition of patients. May direct emergency medical staff in an emergency department.

North Dakota		ANNUAL:	N/A	N/A	N/A	N/A	N/A	N/A
Employment:	110	HOURLY:	N/A	N/A	N/A	N/A	N/A	N/A

29-1215 Family Medicine Physicians

Alternate Job Title(s): Family Practice Physician; General Practitioner

Diagnose, treat, and provide preventive care to individuals and families across the lifespan. May refer patients to specialists when needed for further diagnosis or treatment. Excludes General Internal Medicine Physicians (29-1216) and Pediatricians, General (29-1221).

North Dakota		ANNUAL:	N/A	N/A	N/A	N/A	N/A	N/A
Employment:	120	HOURLY:	N/A	N/A	N/A	N/A	N/A	N/A
Region 1		ANNUAL:	N/A	N/A	N/A	N/A	N/A	N/A
Employment:	10	HOURLY:	N/A	N/A	N/A	N/A	N/A	N/A
Region 4		ANNUAL:	\$267,010	\$207,120	N/A	N/A	N/A	N/A
Employment:	20	HOURLY:	\$128.37	\$99.58	N/A	N/A	N/A	N/A
Region 5		ANNUAL:	N/A	N/A	N/A	N/A	N/A	N/A
Employment:	40	HOURLY:	N/A	N/A	N/A	N/A	N/A	N/A
Fargo, ND-MN MetroSA		ANNUAL:	\$280,690	\$171,950	N/A	N/A	N/A	N/A
Employment:	50	HOURLY:	\$134.95	\$82.67	N/A	N/A	N/A	N/A
Grand Forks, ND-MN MetroSA		ANNUAL:	\$268,590	\$136,600	\$229,100	N/A	N/A	N/A
Employment:	30	HOURLY:	\$129.13	\$65.67	\$110.14	N/A	N/A	N/A
West ND Nonmetro Area		ANNUAL:	N/A	N/A	N/A	N/A	N/A	N/A
Employment:	40	HOURLY:	N/A	N/A	N/A	N/A	N/A	N/A
East ND Nonmetro Area		ANNUAL:	\$388,470	\$211,790	N/A	N/A	N/A	N/A
Employment:	20	HOURLY:	\$186.77	\$101.82	N/A	N/A	N/A	N/A

29-1216 General Internal Medicine Physicians

Alternate Job Title(s): General Internist; Internal Medicine Physician; Internist

Diagnose and provide nonsurgical treatment for a wide range of diseases and injuries of internal organ systems. Provide care mainly for adults and adolescents, and are based primarily in an outpatient care setting. Excludes Family Medicine Physicians (29-1215) and Pediatricians, General (29-1221).

North Dakota		ANNUAL:	\$285,340	\$172,540	N/A	N/A	N/A	N/A
Employment:	20	HOURLY:	\$137.18	\$82.95	N/A	N/A	N/A	N/A

'N/A' indicates data or information cannot be released due to reliability, availability, or confidentiality restrictions. Since a portion of substate employment is not attributed to a region, substate areas will NOT add up to statewide totals. Rounding and the absence of suppressed data may also affect additivity.

		WAGE ESTIMATES					
		Average (Mean)	10th Percentile	25th Percentile	50th Percentile (Median)	75th Percentile	90th Percentile

29-1217 Neurologists

Alternate Job Title(s): Clinical Neuromuscular Pathologist; Epileptologist; Headache Specialist

Diagnose, manage, and treat disorders and diseases of the brain, spinal cord, and peripheral nerves, with a primarily nonsurgical focus.

North Dakota		ANNUAL:	\$322,090	\$206,950	N/A	N/A	N/A	N/A
Employment:	10	HOURLY:	\$154.85	\$99.50	N/A	N/A	N/A	N/A

29-1218 Obstetricians and Gynecologists

Alternate Job Title(s): Gynecological Oncologist; Maternal-Fetal Medicine Physician; OB Specialist; OB/GYN

Provide medical care related to pregnancy or childbirth. Diagnose, treat, and help prevent diseases of women, particularly those affecting the reproductive system. May also provide general care to women. May perform both medical and gynecological surgery functions.

North Dakota		ANNUAL:	\$349,380	\$113,520	N/A	N/A	N/A	N/A
Employment:	N/A	HOURLY:	\$167.97	\$54.58	N/A	N/A	N/A	N/A

29-1222 Physicians, Pathologists

Alternate Job Title(s): Clinical Pathologist; Immunopathologist; Neuropathologist

Diagnose diseases and conduct lab tests using organs, body tissues, and fluids. Includes medical examiners.

North Dakota		ANNUAL:	N/A	N/A	N/A	N/A	N/A	N/A
Employment:	N/A	HOURLY:	N/A	N/A	N/A	N/A	N/A	N/A
Region 7		ANNUAL:	N/A	N/A	N/A	N/A	N/A	N/A
Employment:	30	HOURLY:	N/A	N/A	N/A	N/A	N/A	N/A

29-1223 Psychiatrists

Alternate Job Title(s): Addiction Psychiatrist; Forensic Psychiatrist; Geriatric Psychiatrist; Geriatric Psychiatrist; Neuropsychiatrist

Diagnose, treat, and help prevent mental disorders. Excludes Clinical and Counseling Psychologists (19-3033) and School Psychologists (19-3034).

North Dakota		ANNUAL:	\$383,440	\$70,260	\$204,420	N/A	N/A	N/A
Employment:	N/A	HOURLY:	\$184.35	\$33.78	\$98.28	N/A	N/A	N/A
Region 5		ANNUAL:	\$327,270	\$63,230	\$123,080	N/A	N/A	N/A
Employment:	10	HOURLY:	\$157.34	\$30.40	\$59.17	N/A	N/A	N/A
Fargo, ND-MN MetroSA		ANNUAL:	\$327,270	\$63,230	\$123,080	N/A	N/A	N/A
Employment:	10	HOURLY:	\$157.34	\$30.40	\$59.17	N/A	N/A	N/A

29-1224 Radiologists

Alternate Job Title(s): Diagnostic Radiologist; Interventional Radiologist

Diagnose and treat diseases and injuries using medical imaging techniques, such as x rays, magnetic resonance imaging (MRI), nuclear medicine, and ultrasounds. May perform minimally invasive medical procedures and tests.

North Dakota		ANNUAL:	\$340,040	\$81,110	\$228,710	N/A	N/A	N/A
Employment:	N/A	HOURLY:	\$163.48	\$39.00	\$109.96	N/A	N/A	N/A

'N/A' indicates data or information cannot be released due to reliability, availability, or confidentiality restrictions. Since a portion of substate employment is not attributed to a region, substate areas will NOT add up to statewide totals. Rounding and the absence of suppressed data may also affect additivity.

			WAGE ESTIMATES					
			Average (Mean)	10th Percentile	25th Percentile	50th Percentile (Median)	75th Percentile	90th Percentile
29-1229 Physicians, All Other								
Alternate Job Title(s): Gastroenterologist; Oncologist; Pulmonologist								
All physicians not listed separately.								
North Dakota		ANNUAL:	\$351,270	\$229,990	N/A	N/A	N/A	N/A
Employment:	370	HOURLY:	\$168.88	\$110.57	N/A	N/A	N/A	N/A
Region 2		ANNUAL:	N/A	N/A	N/A	N/A	N/A	N/A
Employment:	30	HOURLY:	N/A	N/A	N/A	N/A	N/A	N/A
Region 4		ANNUAL:	\$337,650	\$226,650	N/A	N/A	N/A	N/A
Employment:	40	HOURLY:	\$162.33	\$108.97	N/A	N/A	N/A	N/A
Region 5		ANNUAL:	\$359,680	\$234,580	N/A	N/A	N/A	N/A
Employment:	180	HOURLY:	\$172.92	\$112.78	N/A	N/A	N/A	N/A
Region 6		ANNUAL:	\$420,220	\$221,100	N/A	N/A	N/A	N/A
Employment:	20	HOURLY:	\$202.03	\$106.30	N/A	N/A	N/A	N/A
Region 7		ANNUAL:	\$319,760	\$186,040	N/A	N/A	N/A	N/A
Employment:	60	HOURLY:	\$153.73	\$89.44	N/A	N/A	N/A	N/A
Bismarck, ND MetroSA		ANNUAL:	\$322,750	\$186,030	N/A	N/A	N/A	N/A
Employment:	60	HOURLY:	\$155.17	\$89.44	N/A	N/A	N/A	N/A
Fargo, ND-MN MetroSA		ANNUAL:	\$347,760	\$204,970	N/A	N/A	N/A	N/A
Employment:	210	HOURLY:	\$167.19	\$98.54	N/A	N/A	N/A	N/A
Grand Forks, ND-MN MetroSA		ANNUAL:	N/A	N/A	N/A	N/A	N/A	N/A
Employment:	50	HOURLY:	N/A	N/A	N/A	N/A	N/A	N/A
West ND Nonmetro Area		ANNUAL:	N/A	N/A	N/A	N/A	N/A	N/A
Employment:	60	HOURLY:	N/A	N/A	N/A	N/A	N/A	N/A
East ND Nonmetro Area		ANNUAL:	\$381,250	\$223,000	N/A	N/A	N/A	N/A
Employment:	30	HOURLY:	\$183.29	\$107.21	N/A	N/A	N/A	N/A

29-1241 Ophthalmologists, Except Pediatric

Alternate Job Title(s): Cornea and External Disease Physician; Viteroretinal Disease Physician

Diagnose and perform surgery to treat and help prevent disorders and diseases of the eye. May also provide vision services for treatment including glasses and contacts. Excludes Optometrists (29-1041) and Pediatric Surgeons (29-1243).

North Dakota		ANNUAL:	N/A	N/A	N/A	N/A	N/A	N/A
Employment:	10	HOURLY:	N/A	N/A	N/A	N/A	N/A	N/A

29-1242 Orthopedic Surgeons, Except Pediatric

Alternate Job Title(s): Joint Preservationist; Orthopedic Sports Medicine Physician

Diagnose and perform surgery to treat and prevent rheumatic and other diseases in the musculoskeletal system. Excludes Pediatric Surgeons (29-1243).

North Dakota		ANNUAL:	N/A	N/A	N/A	N/A	N/A	N/A
Employment:	N/A	HOURLY:	N/A	N/A	N/A	N/A	N/A	N/A

'N/A' indicates data or information cannot be released due to reliability, availability, or confidentiality restrictions. Since a portion of substate employment is not attributed to a region, substate areas will NOT add up to statewide totals. Rounding and the absence of suppressed data may also affect additivity.

			WAGE ESTIMATES					
			Average (Mean)	10th Percentile	25th Percentile	50th Percentile (Median)	75th Percentile	90th Percentile
29-1249 Surgeons, All Other								
Alternate Job Title(s): Neurological Surgeon; Otolaryngologist; Thoracic Surgeon; Urologist								
All surgeons not listed separately. Excludes Oral and Maxillofacial Surgeons (29-1022).								
North Dakota		ANNUAL:	N/A	N/A	N/A	N/A	N/A	N/A
Employment:	40	HOURLY:	N/A	N/A	N/A	N/A	N/A	N/A
Region 5		ANNUAL:	N/A	N/A	N/A	N/A	N/A	N/A
Employment:	10	HOURLY:	N/A	N/A	N/A	N/A	N/A	N/A
Region 7		ANNUAL:	N/A	N/A	N/A	N/A	N/A	N/A
Employment:	20	HOURLY:	N/A	N/A	N/A	N/A	N/A	N/A
Fargo, ND-MN MetroSA		ANNUAL:	\$400,580	\$237,700	N/A	N/A	N/A	N/A
Employment:	20	HOURLY:	\$192.59	\$114.28	N/A	N/A	N/A	N/A

29-1292 Dental Hygienists

Alternate Job Title(s): Oral Hygienist; Registered Dental Hygienist

Administer oral hygiene care to patients. Assess patient oral hygiene problems or needs and maintain health records. Advise patients on oral health maintenance and disease prevention. May provide advanced care such as providing fluoride treatment or administering topical anesthesia.

North Dakota		ANNUAL:	\$80,130	\$64,930	\$79,610	\$81,740	\$84,100	\$90,660
Employment:	710	HOURLY:	\$38.52	\$31.22	\$38.27	\$39.30	\$40.43	\$43.59
Region 1		ANNUAL:	\$82,000	\$65,480	\$80,880	\$82,360	\$89,620	\$89,740
Employment:	30	HOURLY:	\$39.42	\$31.48	\$38.88	\$39.59	\$43.08	\$43.14
Region 2		ANNUAL:	\$81,680	\$63,740	\$80,840	\$82,340	\$89,690	\$89,740
Employment:	80	HOURLY:	\$39.27	\$30.64	\$38.86	\$39.59	\$43.12	\$43.14
Region 4		ANNUAL:	\$79,210	\$63,480	\$77,840	\$80,600	\$81,990	\$92,170
Employment:	70	HOURLY:	\$38.08	\$30.52	\$37.42	\$38.75	\$39.42	\$44.31
Region 5		ANNUAL:	\$77,870	\$64,930	\$66,750	\$81,340	\$82,500	\$83,550
Employment:	250	HOURLY:	\$37.44	\$31.22	\$32.09	\$39.11	\$39.66	\$40.17
Region 6		ANNUAL:	\$80,670	\$64,750	\$79,920	\$81,390	\$82,300	\$91,640
Employment:	40	HOURLY:	\$38.78	\$31.13	\$38.42	\$39.13	\$39.57	\$44.06
Region 7		ANNUAL:	\$81,840	\$66,450	\$80,890	\$83,670	\$84,710	\$94,690
Employment:	180	HOURLY:	\$39.35	\$31.95	\$38.89	\$40.23	\$40.73	\$45.52
Region 8		ANNUAL:	\$82,090	\$65,020	\$80,880	\$82,160	\$89,690	\$90,660
Employment:	40	HOURLY:	\$39.47	\$31.26	\$38.88	\$39.50	\$43.12	\$43.59
Bismarck, ND MetroSA		ANNUAL:	\$81,770	\$66,450	\$80,720	\$83,670	\$84,710	\$94,690
Employment:	170	HOURLY:	\$39.31	\$31.95	\$38.81	\$40.23	\$40.73	\$45.52
Fargo, ND-MN MetroSA		ANNUAL:	\$78,360	\$64,930	\$68,830	\$81,340	\$82,560	\$88,450
Employment:	260	HOURLY:	\$37.67	\$31.22	\$33.09	\$39.11	\$39.69	\$42.53
Grand Forks, ND-MN MetroSA		ANNUAL:	\$80,270	\$63,680	\$78,320	\$80,660	\$82,560	\$94,440
Employment:	80	HOURLY:	\$38.59	\$30.61	\$37.66	\$38.78	\$39.69	\$45.41
West ND Nonmetro Area		ANNUAL:	\$81,920	\$64,580	\$80,880	\$82,340	\$89,690	\$89,740
Employment:	160	HOURLY:	\$39.39	\$31.05	\$38.88	\$39.59	\$43.12	\$43.14
East ND Nonmetro Area		ANNUAL:	\$81,370	\$65,710	\$79,920	\$81,190	\$89,260	\$91,640
Employment:	90	HOURLY:	\$39.12	\$31.59	\$38.42	\$39.03	\$42.92	\$44.06

'N/A' indicates data or information cannot be released due to reliability, availability, or confidentiality restrictions. Since a portion of substate employment is not attributed to a region, substate areas will NOT add up to statewide totals. Rounding and the absence of suppressed data may also affect additivity.

		WAGE ESTIMATES					
		Average (Mean)	10th Percentile	25th Percentile	50th Percentile (Median)	75th Percentile	90th Percentile

29-1299 Healthcare Diagnosing or Treating Practitioners, All Other

Alternate Job Title(s): Homeopathic Doctor; Naturopathic Physician

All healthcare diagnosing or treating practitioners not listed separately.

North Dakota		ANNUAL:	\$88,040	\$61,190	\$73,690	\$85,570	\$103,500	\$114,900
Employment:	50	HOURLY:	\$42.33	\$29.42	\$35.43	\$41.14	\$49.76	\$55.24

29-2010 Clinical Laboratory Technologists and Technicians

Alternate Job Title(s): Blood Bank Laboratory Technologist; Cytogenetic Technologist; Immunohematologist; Histology Technician; Pathology Technician; Serology Technician

Perform routine or complex medical laboratory tests for diagnosis, treatment, and prevention of disease. Medical and Clinical Laboratory Technologists may train or supervise staff.

North Dakota		ANNUAL:	\$63,070	\$38,130	\$53,040	\$61,810	\$74,060	\$84,850
Employment:	1,260	HOURLY:	\$30.32	\$18.33	\$25.50	\$29.72	\$35.61	\$40.79
Region 1		ANNUAL:	\$66,930	\$39,310	\$55,120	\$67,910	\$84,580	\$84,580
Employment:	40	HOURLY:	\$32.18	\$18.90	\$26.50	\$32.65	\$40.67	\$40.67
Region 2		ANNUAL:	\$66,660	\$49,300	\$58,980	\$62,840	\$77,200	\$84,740
Employment:	100	HOURLY:	\$32.05	\$23.70	\$28.35	\$30.21	\$37.11	\$40.74
Region 3		ANNUAL:	\$70,120	\$59,120	\$63,380	\$65,350	\$81,770	\$87,530
Employment:	20	HOURLY:	\$33.71	\$28.42	\$30.47	\$31.42	\$39.31	\$42.08
Region 4		ANNUAL:	\$60,780	\$39,270	\$49,820	\$59,610	\$67,650	\$82,780
Employment:	160	HOURLY:	\$29.22	\$18.88	\$23.95	\$28.66	\$32.52	\$39.80
Region 5		ANNUAL:	\$63,940	\$37,460	\$54,600	\$61,240	\$74,060	\$89,990
Employment:	540	HOURLY:	\$30.74	\$18.01	\$26.25	\$29.44	\$35.60	\$43.26
Region 6		ANNUAL:	\$64,130	\$43,730	\$56,210	\$62,450	\$67,680	\$90,210
Employment:	50	HOURLY:	\$30.83	\$21.02	\$27.03	\$30.02	\$32.54	\$43.37
Region 7		ANNUAL:	\$59,930	\$36,070	\$46,040	\$59,000	\$67,810	\$87,350
Employment:	300	HOURLY:	\$28.81	\$17.34	\$22.13	\$28.36	\$32.60	\$41.99
Bismarck, ND MetroSA		ANNUAL:	\$59,140	\$35,360	\$42,600	\$57,280	\$67,810	\$87,350
Employment:	280	HOURLY:	\$28.43	\$17.00	\$20.48	\$27.54	\$32.60	\$42.00
Fargo, ND-MN MetroSA		ANNUAL:	\$63,610	\$34,800	\$50,940	\$60,290	\$74,010	\$91,710
Employment:	530	HOURLY:	\$30.58	\$16.73	\$24.49	\$28.99	\$35.58	\$44.09
Grand Forks, ND-MN MetroSA		ANNUAL:	\$60,770	\$39,270	\$49,820	\$59,610	\$66,860	\$82,780
Employment:	150	HOURLY:	\$29.22	\$18.88	\$23.95	\$28.66	\$32.15	\$39.80
West ND Nonmetro Area		ANNUAL:	\$66,710	\$47,410	\$58,970	\$62,840	\$78,110	\$84,740
Employment:	200	HOURLY:	\$32.07	\$22.79	\$28.35	\$30.21	\$37.55	\$40.74
East ND Nonmetro Area		ANNUAL:	\$64,430	\$47,010	\$56,210	\$62,450	\$74,360	\$84,850
Employment:	120	HOURLY:	\$30.98	\$22.60	\$27.03	\$30.02	\$35.75	\$40.79

29-2031 Cardiovascular Technologists and Technicians

Alternate Job Title(s): Cardiac Catheterization Technologist; EKG Technician

Conduct tests on pulmonary or cardiovascular systems of patients for diagnostic, therapeutic, or research purposes. May conduct or assist in electrocardiograms, cardiac catheterizations, pulmonary functions, lung capacity, and similar tests.

North Dakota		ANNUAL:	\$65,740	\$41,180	\$50,060	\$64,110	\$78,620	\$95,510
Employment:	70	HOURLY:	\$31.61	\$19.80	\$24.07	\$30.82	\$37.80	\$45.92

'N/A' indicates data or information cannot be released due to reliability, availability, or confidentiality restrictions. Since a portion of substate employment is not attributed to a region, substate areas will NOT add up to statewide totals. Rounding and the absence of suppressed data may also affect additivity.

			WAGE ESTIMATES					
			Average (Mean)	10th Percentile	25th Percentile	50th Percentile (Median)	75th Percentile	90th Percentile
29-2032 Diagnostic Medical Sonographers								
Alternate Job Title(s): Echocardiographer; Registered Diagnostic Medical Sonographer; Ultrasound Technologist								
Produce ultrasonic recordings of internal organs for use by physicians. Includes vascular technologists. Excludes Cardiovascular Technologists and Technicians (29-2031).								
North Dakota		ANNUAL:	\$80,380	\$65,540	\$66,400	\$83,290	\$92,140	\$95,510
Employment:	160	HOURLY:	\$38.65	\$31.51	\$31.92	\$40.04	\$44.30	\$45.92
Region 4		ANNUAL:	\$77,010	\$64,370	\$64,370	\$83,090	\$83,090	\$89,440
Employment:	20	HOURLY:	\$37.02	\$30.95	\$30.95	\$39.95	\$39.95	\$43.00
Region 5		ANNUAL:	\$81,040	\$67,510	\$67,510	\$83,930	\$92,140	\$94,260
Employment:	60	HOURLY:	\$38.96	\$32.46	\$32.46	\$40.35	\$44.30	\$45.32
Region 7		ANNUAL:	\$78,500	\$66,290	\$66,400	\$66,400	\$87,960	\$97,450
Employment:	60	HOURLY:	\$37.74	\$31.87	\$31.92	\$31.92	\$42.29	\$46.85
Bismarck, ND MetroSA		ANNUAL:	\$78,150	\$66,290	\$66,400	\$66,400	\$87,960	\$96,030
Employment:	60	HOURLY:	\$37.57	\$31.87	\$31.92	\$31.92	\$42.29	\$46.17
Grand Forks, ND-MN MetroSA		ANNUAL:	\$78,340	\$64,370	\$64,370	\$83,090	\$83,820	\$93,680
Employment:	30	HOURLY:	\$37.66	\$30.95	\$30.95	\$39.95	\$40.30	\$45.04
West ND Nonmetro Area		ANNUAL:	\$89,660	\$76,740	\$78,330	\$91,640	\$97,890	\$98,580
Employment:	20	HOURLY:	\$43.10	\$36.89	\$37.66	\$44.06	\$47.06	\$47.40

29-2033 Nuclear Medicine Technologists

Alternate Job Title(s): Certified Nuclear Medicine Technologist; Nuclear Cardiology Technologist; Radioisotope Technologist

Prepare, administer, and measure radioactive isotopes in therapeutic, diagnostic, and tracer studies using a variety of radioisotope equipment. Prepare stock solutions of radioactive materials and calculate doses to be administered by radiologists. Subject patients to radiation. Execute blood volume, red cell survival, and fat absorption studies following standard laboratory techniques.

North Dakota		ANNUAL:	\$89,660	\$69,720	\$76,360	\$90,670	\$98,070	\$108,040
Employment:	N/A	HOURLY:	\$43.11	\$33.52	\$36.71	\$43.59	\$47.15	\$51.94

'N/A' indicates data or information cannot be released due to reliability, availability, or confidentiality restrictions. Since a portion of substate employment is not attributed to a region, substate areas will NOT add up to statewide totals. Rounding and the absence of suppressed data may also affect additivity.

		WAGE ESTIMATES						
		Average (Mean)	10th Percentile	25th Percentile	50th Percentile (Median)	75th Percentile	90th Percentile	
29-2034 Radiologic Technologists and Technicians								
Alternate Job Title(s): Computed Tomography (CT) Scanner Operator; X-Ray Technician								
Take x-rays and CAT scans or administer nonradioactive materials into patient's bloodstream for diagnostic or research purposes. Includes radiologic technologists and technicians who specialize in other scanning modalities. Excludes Diagnostic Medical Sonographers (29-2032) and Magnetic Resonance Imaging Technologists (29-2035).								
North Dakota		ANNUAL:	\$68,750	\$54,900	\$59,610	\$65,810	\$75,340	\$84,000
Employment:	730	HOURLY:	\$33.05	\$26.40	\$28.66	\$31.64	\$36.22	\$40.38
Region 1		ANNUAL:	\$70,660	\$54,890	\$59,390	\$65,810	\$83,440	\$84,000
Employment:	30	HOURLY:	\$33.97	\$26.39	\$28.55	\$31.64	\$40.12	\$40.38
Region 2		ANNUAL:	\$70,740	\$59,800	\$61,020	\$66,530	\$74,650	\$94,540
Employment:	70	HOURLY:	\$34.01	\$28.75	\$29.34	\$31.99	\$35.89	\$45.45
Region 3		ANNUAL:	\$73,340	\$52,080	\$61,880	\$75,090	\$82,700	\$94,140
Employment:	20	HOURLY:	\$35.26	\$25.04	\$29.75	\$36.10	\$39.76	\$45.26
Region 4		ANNUAL:	\$68,170	\$54,060	\$60,540	\$60,780	\$75,010	\$84,780
Employment:	90	HOURLY:	\$32.77	\$25.99	\$29.10	\$29.22	\$36.06	\$40.76
Region 5		ANNUAL:	\$68,930	\$58,010	\$59,610	\$66,400	\$74,480	\$82,990
Employment:	310	HOURLY:	\$33.14	\$27.89	\$28.66	\$31.92	\$35.81	\$39.90
Region 6		ANNUAL:	\$66,940	\$55,250	\$58,100	\$62,750	\$76,030	\$79,550
Employment:	30	HOURLY:	\$32.18	\$26.56	\$27.93	\$30.17	\$36.55	\$38.25
Region 7		ANNUAL:	\$67,090	\$54,900	\$56,850	\$67,120	\$75,740	\$82,650
Employment:	160	HOURLY:	\$32.25	\$26.40	\$27.33	\$32.27	\$36.42	\$39.73
Bismarck, ND MetroSA		ANNUAL:	\$66,550	\$54,900	\$54,900	\$67,120	\$75,750	\$82,650
Employment:	140	HOURLY:	\$32.00	\$26.40	\$26.40	\$32.27	\$36.42	\$39.73
Fargo, ND-MN MetroSA		ANNUAL:	\$69,440	\$58,900	\$59,610	\$66,980	\$74,480	\$88,380
Employment:	310	HOURLY:	\$33.39	\$28.32	\$28.66	\$32.20	\$35.81	\$42.49
Grand Forks, ND-MN MetroSA		ANNUAL:	\$68,350	\$58,240	\$60,540	\$60,780	\$75,020	\$83,230
Employment:	90	HOURLY:	\$32.86	\$28.00	\$29.11	\$29.22	\$36.07	\$40.02
West ND Nonmetro Area		ANNUAL:	\$70,570	\$56,150	\$61,020	\$65,810	\$78,960	\$88,760
Employment:	140	HOURLY:	\$33.93	\$26.99	\$29.34	\$31.64	\$37.96	\$42.67
East ND Nonmetro Area		ANNUAL:	\$69,480	\$53,730	\$57,870	\$64,760	\$78,520	\$86,670
Employment:	80	HOURLY:	\$33.41	\$25.83	\$27.82	\$31.14	\$37.75	\$41.67

29-2035 Magnetic Resonance Imaging Technologists**Alternate Job Title(s):** Computed Tomography/Magnetic Resonance Imaging (CT/MRI) Technologist; MRI Technologist

Operate Magnetic Resonance Imaging (MRI) scanners. Monitor patient safety and comfort, and view images of area being scanned to ensure quality of pictures. May administer gadolinium contrast dosage intravenously. May interview patient, explain MRI procedures, and position patient on examining table. May enter into the computer data such as patient history, anatomical area to be scanned, orientation specified, and position of entry.

North Dakota		ANNUAL:	\$76,710	\$65,870	\$65,870	\$66,970	\$92,150	\$98,170
Employment:	50	HOURLY:	\$36.88	\$31.67	\$31.67	\$32.20	\$44.31	\$47.20

'N/A' indicates data or information cannot be released due to reliability, availability, or confidentiality restrictions. Since a portion of substate employment is not attributed to a region, substate areas will NOT add up to statewide totals. Rounding and the absence of suppressed data may also affect additivity.

		WAGE ESTIMATES						
		Average (Mean)	10th Percentile	25th Percentile	50th Percentile (Median)	75th Percentile	90th Percentile	
29-2042 Emergency Medical Technicians								
Alternate Job Title(s): EMT								
Assess injuries and illnesses and administer basic emergency medical care. May transport injured or sick persons to medical facilities. Excludes Paramedics (29-2043), Firefighters (33-2011), and Ambulance Drivers and Attendants, Except Emergency Medical Technicians (53-3011).								
North Dakota		ANNUAL:	\$42,430	\$28,580	\$36,710	\$38,110	\$46,020	\$63,660
Employment:	810	HOURLY:	\$20.40	\$13.74	\$17.65	\$18.32	\$22.12	\$30.61
Region 1		ANNUAL:	\$40,090	\$27,850	\$37,420	\$38,290	\$39,570	\$45,160
Employment:	40	HOURLY:	\$19.28	\$13.39	\$17.99	\$18.41	\$19.02	\$21.71
Region 2		ANNUAL:	\$40,300	\$29,050	\$36,170	\$38,050	\$45,360	\$48,470
Employment:	80	HOURLY:	\$19.37	\$13.97	\$17.39	\$18.29	\$21.81	\$23.30
Region 4		ANNUAL:	\$40,550	\$27,660	\$36,070	\$37,940	\$45,860	\$57,170
Employment:	100	HOURLY:	\$19.49	\$13.30	\$17.34	\$18.24	\$22.05	\$27.49
Region 5		ANNUAL:	\$43,760	\$36,660	\$36,710	\$38,130	\$46,240	\$58,200
Employment:	180	HOURLY:	\$21.04	\$17.63	\$17.65	\$18.33	\$22.23	\$27.98
Region 7		ANNUAL:	\$44,010	\$28,750	\$36,440	\$38,180	\$46,920	\$66,080
Employment:	160	HOURLY:	\$21.16	\$13.82	\$17.52	\$18.35	\$22.56	\$31.77
Fargo, ND-MN MetroSA		ANNUAL:	\$41,330	\$26,650	\$36,710	\$37,200	\$46,240	\$46,780
Employment:	160	HOURLY:	\$19.87	\$12.81	\$17.65	\$17.88	\$22.23	\$22.49
West ND Nonmetro Area		ANNUAL:	\$41,720	\$28,860	\$36,490	\$38,180	\$45,360	\$63,660
Employment:	250	HOURLY:	\$20.06	\$13.88	\$17.54	\$18.36	\$21.81	\$30.61
East ND Nonmetro Area		ANNUAL:	\$41,790	\$27,640	\$36,660	\$38,130	\$45,140	\$58,200
Employment:	290	HOURLY:	\$20.09	\$13.29	\$17.63	\$18.33	\$21.70	\$27.98

29-2043 Paramedics

Alternate Job Title(s): Flight Paramedic

Administer basic or advanced emergency medical care and assess injuries and illnesses. May administer medication intravenously, use equipment such as EKGs, or administer advanced life support to sick or injured individuals. Excludes Emergency Medical Technicians (29-2042) and Ambulance Drivers and Attendants, Except Emergency Medical Technicians (53-3011).

North Dakota		ANNUAL:	\$55,220	\$30,770	\$46,960	\$55,990	\$60,230	\$82,840
Employment:	170	HOURLY:	\$26.55	\$14.79	\$22.58	\$26.92	\$28.96	\$39.83
Region 2		ANNUAL:	\$52,980	\$30,770	\$40,590	\$49,950	\$60,660	\$82,840
Employment:	20	HOURLY:	\$25.47	\$14.79	\$19.52	\$24.02	\$29.16	\$39.83
Region 5		ANNUAL:	\$55,340	\$46,960	\$50,260	\$59,760	\$59,760	\$60,230
Employment:	50	HOURLY:	\$26.60	\$22.58	\$24.16	\$28.73	\$28.73	\$28.95
Region 7		ANNUAL:	\$64,100	\$30,770	\$49,430	\$60,000	\$89,110	\$89,110
Employment:	30	HOURLY:	\$30.82	\$14.79	\$23.76	\$28.84	\$42.84	\$42.84
Grand Forks, ND-MN MetroSA		ANNUAL:	\$52,790	\$43,100	\$47,990	\$49,650	\$59,070	\$63,950
Employment:	20	HOURLY:	\$25.38	\$20.72	\$23.07	\$23.87	\$28.40	\$30.75
West ND Nonmetro Area		ANNUAL:	\$53,370	\$30,770	\$40,590	\$54,410	\$60,660	\$82,740
Employment:	60	HOURLY:	\$25.66	\$14.79	\$19.52	\$26.16	\$29.16	\$39.78
East ND Nonmetro Area		ANNUAL:	\$50,970	\$30,770	\$35,750	\$46,960	\$56,410	\$82,720
Employment:	40	HOURLY:	\$24.50	\$14.79	\$17.19	\$22.58	\$27.12	\$39.77

'N/A' indicates data or information cannot be released due to reliability, availability, or confidentiality restrictions. Since a portion of substate employment is not attributed to a region, substate areas will NOT add up to statewide totals. Rounding and the absence of suppressed data may also affect additivity.

		WAGE ESTIMATES						
		Average (Mean)	10th Percentile	25th Percentile	50th Percentile (Median)	75th Percentile	90th Percentile	
29-2052 Pharmacy Technicians								
Alternate Job Title(s): Certified Pharmacy Technician; Pharmacist Technician								
Prepare medications under the direction of a pharmacist. May measure, mix, count out, label, and record amounts and dosages of medications according to prescription orders.								
North Dakota		ANNUAL:	\$45,870	\$37,020	\$37,750	\$47,540	\$50,410	\$56,270
Employment:	890	HOURLY:	\$22.06	\$17.80	\$18.15	\$22.86	\$24.24	\$27.05
Region 1		ANNUAL:	\$46,710	\$37,030	\$38,620	\$47,290	\$50,420	\$57,670
Employment:	30	HOURLY:	\$22.45	\$17.80	\$18.57	\$22.73	\$24.24	\$27.73
Region 2		ANNUAL:	\$47,210	\$36,970	\$38,170	\$47,420	\$51,950	\$59,920
Employment:	70	HOURLY:	\$22.70	\$17.78	\$18.35	\$22.80	\$24.98	\$28.81
Region 3		ANNUAL:	\$44,160	\$35,550	\$37,440	\$47,540	\$47,610	\$55,910
Employment:	40	HOURLY:	\$21.23	\$17.09	\$18.00	\$22.86	\$22.89	\$26.88
Region 4		ANNUAL:	\$45,810	\$37,020	\$38,340	\$47,700	\$49,390	\$56,270
Employment:	90	HOURLY:	\$22.02	\$17.80	\$18.43	\$22.93	\$23.74	\$27.05
Region 5		ANNUAL:	\$45,760	\$37,530	\$37,840	\$48,310	\$50,100	\$56,160
Employment:	360	HOURLY:	\$22.00	\$18.04	\$18.19	\$23.23	\$24.09	\$27.00
Region 6		ANNUAL:	\$41,330	\$29,790	\$36,840	\$37,580	\$47,540	\$50,670
Employment:	80	HOURLY:	\$19.87	\$14.32	\$17.71	\$18.06	\$22.86	\$24.36
Region 7		ANNUAL:	\$47,540	\$36,970	\$42,670	\$49,600	\$51,120	\$56,390
Employment:	190	HOURLY:	\$22.86	\$17.78	\$20.51	\$23.84	\$24.58	\$27.11
Bismarck, ND MetroSA		ANNUAL:	\$47,600	\$36,920	\$42,670	\$49,620	\$51,120	\$56,680
Employment:	160	HOURLY:	\$22.88	\$17.75	\$20.51	\$23.85	\$24.58	\$27.25
Fargo, ND-MN MetroSA		ANNUAL:	\$45,320	\$36,940	\$37,540	\$46,490	\$49,920	\$56,160
Employment:	430	HOURLY:	\$21.79	\$17.76	\$18.05	\$22.35	\$24.00	\$27.00
Grand Forks, ND-MN MetroSA		ANNUAL:	\$45,170	\$35,710	\$37,730	\$47,040	\$48,500	\$56,270
Employment:	80	HOURLY:	\$21.72	\$17.17	\$18.14	\$22.61	\$23.32	\$27.05
West ND Nonmetro Area		ANNUAL:	\$47,110	\$36,970	\$38,620	\$47,330	\$51,370	\$57,670
Employment:	160	HOURLY:	\$22.65	\$17.78	\$18.57	\$22.75	\$24.70	\$27.73
East ND Nonmetro Area		ANNUAL:	\$42,500	\$29,790	\$37,080	\$38,390	\$47,550	\$50,670
Employment:	180	HOURLY:	\$20.43	\$14.32	\$17.83	\$18.46	\$22.86	\$24.36

29-2053 Psychiatric Technicians**Alternate Job Title(s):** Behavioral Health Technician; Mental Health Technician

Care for individuals with mental or emotional conditions or disabilities, following the instructions of physicians or other health practitioners. Monitor patients' physical and emotional well-being and report to medical staff. May participate in rehabilitation and treatment programs, help with personal hygiene, and administer oral or injectable medications.

North Dakota		ANNUAL:	\$39,970	\$36,270	\$37,120	\$37,120	\$42,560	\$48,850
Employment:	170	HOURLY:	\$19.22	\$17.44	\$17.85	\$17.85	\$20.46	\$23.49
Region 5		ANNUAL:	\$40,820	\$36,550	\$37,120	\$37,120	\$48,850	\$48,850
Employment:	N/A	HOURLY:	\$19.62	\$17.57	\$17.85	\$17.85	\$23.49	\$23.49
Fargo, ND-MN MetroSA		ANNUAL:	\$41,600	\$36,550	\$37,120	\$37,120	\$48,850	\$50,100
Employment:	N/A	HOURLY:	\$20.00	\$17.57	\$17.85	\$17.85	\$23.49	\$24.09

'N/A' indicates data or information cannot be released due to reliability, availability, or confidentiality restrictions. Since a portion of substate employment is not attributed to a region, substate areas will NOT add up to statewide totals. Rounding and the absence of suppressed data may also affect additivity.

		WAGE ESTIMATES						
		Average (Mean)	10th Percentile	25th Percentile	50th Percentile (Median)	75th Percentile	90th Percentile	
29-2055 Surgical Technologists								
Alternate Job Title(s): Certified Surgical Technologist; OR Tech; Surgical Scrub Technologist								
Assist in operations, under the supervision of surgeons, registered nurses, or other surgical personnel. May help set up operating room, prepare and transport patients for surgery, adjust lights and equipment, pass instruments and other supplies to surgeons and surgeons' assistants, hold retractors, cut sutures, and help count sponges, needles, supplies, and instruments. Excludes Surgical Assistants (29-9093).								
North Dakota		ANNUAL:	\$57,650	\$48,340	\$50,190	\$59,650	\$63,560	\$64,210
Employment:	330	HOURLY:	\$27.72	\$23.24	\$24.13	\$28.68	\$30.56	\$30.87
Region 4		ANNUAL:	\$57,820	\$47,190	\$52,420	\$58,980	\$62,950	\$62,950
Employment:	50	HOURLY:	\$27.80	\$22.69	\$25.20	\$28.36	\$30.27	\$30.27
Region 5		ANNUAL:	\$56,460	\$49,000	\$50,190	\$55,380	\$61,770	\$64,110
Employment:	130	HOURLY:	\$27.15	\$23.56	\$24.13	\$26.62	\$29.70	\$30.82
Region 6		ANNUAL:	\$56,970	\$47,470	\$48,890	\$60,530	\$64,330	\$64,960
Employment:	10	HOURLY:	\$27.39	\$22.82	\$23.51	\$29.10	\$30.93	\$31.23
Region 7		ANNUAL:	\$59,060	\$48,550	\$50,740	\$62,960	\$63,650	\$64,210
Employment:	110	HOURLY:	\$28.40	\$23.34	\$24.39	\$30.27	\$30.60	\$30.87
Bismarck, ND MetroSA		ANNUAL:	\$59,280	\$49,030	\$50,740	\$62,960	\$63,640	\$63,770
Employment:	100	HOURLY:	\$28.50	\$23.57	\$24.40	\$30.27	\$30.60	\$30.66
Fargo, ND-MN MetroSA		ANNUAL:	\$56,300	\$48,870	\$50,190	\$54,390	\$61,110	\$64,110
Employment:	120	HOURLY:	\$27.07	\$23.50	\$24.13	\$26.15	\$29.38	\$30.82
Grand Forks, ND-MN MetroSA		ANNUAL:	\$58,640	\$47,190	\$52,420	\$62,560	\$62,950	\$63,190
Employment:	60	HOURLY:	\$28.19	\$22.69	\$25.20	\$30.08	\$30.27	\$30.38
West ND Nonmetro Area		ANNUAL:	\$56,680	\$45,930	\$47,920	\$57,360	\$64,130	\$64,450
Employment:	30	HOURLY:	\$27.25	\$22.08	\$23.04	\$27.58	\$30.83	\$30.99
East ND Nonmetro Area		ANNUAL:	\$58,600	\$47,470	\$51,760	\$60,700	\$64,510	\$64,960
Employment:	20	HOURLY:	\$28.17	\$22.82	\$24.88	\$29.18	\$31.01	\$31.23

'N/A' indicates data or information cannot be released due to reliability, availability, or confidentiality restrictions. Since a portion of substate employment is not attributed to a region, substate areas will NOT add up to statewide totals. Rounding and the absence of suppressed data may also affect additivity.

			WAGE ESTIMATES					
			Average (Mean)	10th Percentile	25th Percentile	50th Percentile (Median)	75th Percentile	90th Percentile
29-2056 Veterinary Technologists and Technicians								
Alternate Job Title(s): Veterinary Laboratory Technician; Veterinary Surgery Technologist; Veterinary X-Ray Operator								
Perform medical tests in a laboratory environment for use in the treatment and diagnosis of diseases in animals. Prepare vaccines and serums for prevention of diseases. Prepare tissue samples, take blood samples, and execute laboratory tests, such as urinalysis and blood counts. Clean and sterilize instruments and materials and maintain equipment and machines. May assist a veterinarian during surgery.								
North Dakota		ANNUAL:	\$40,540	\$28,700	\$36,510	\$39,230	\$46,520	\$47,140
Employment: 310		HOURLY:	\$19.49	\$13.80	\$17.56	\$18.86	\$22.37	\$22.67
Region 2		ANNUAL:	\$41,190	\$28,700	\$28,710	\$42,430	\$46,660	\$50,330
Employment: 30		HOURLY:	\$19.80	\$13.80	\$13.80	\$20.40	\$22.43	\$24.20
Region 4		ANNUAL:	\$36,990	\$28,030	\$34,810	\$38,720	\$39,290	\$39,290
Employment: 40		HOURLY:	\$17.78	\$13.47	\$16.73	\$18.62	\$18.89	\$18.89
Region 5		ANNUAL:	\$42,080	\$33,550	\$39,180	\$39,320	\$46,520	\$46,820
Employment: 130		HOURLY:	\$20.23	\$16.13	\$18.84	\$18.90	\$22.36	\$22.51
Region 7		ANNUAL:	\$41,830	\$28,700	\$35,650	\$39,180	\$46,700	\$57,240
Employment: 60		HOURLY:	\$20.11	\$13.80	\$17.14	\$18.83	\$22.45	\$27.52
Bismarck, ND MetroSA		ANNUAL:	\$42,490	\$28,370	\$35,650	\$38,850	\$47,140	\$57,240
Employment: 50		HOURLY:	\$20.43	\$13.64	\$17.14	\$18.68	\$22.67	\$27.52
Fargo, ND-MN MetroSA		ANNUAL:	\$42,570	\$36,140	\$39,180	\$39,320	\$46,520	\$46,820
Employment: 130		HOURLY:	\$20.47	\$17.37	\$18.84	\$18.90	\$22.37	\$22.51
Grand Forks, ND-MN MetroSA		ANNUAL:	\$37,640	\$28,030	\$34,800	\$38,720	\$39,290	\$44,860
Employment: 40		HOURLY:	\$18.09	\$13.47	\$16.73	\$18.62	\$18.89	\$21.57
West ND Nonmetro Area		ANNUAL:	\$40,780	\$28,700	\$39,010	\$39,630	\$46,570	\$47,650
Employment: 70		HOURLY:	\$19.61	\$13.80	\$18.75	\$19.06	\$22.39	\$22.91
East ND Nonmetro Area		ANNUAL:	\$34,830	\$28,700	\$28,700	\$28,700	\$38,800	\$46,070
Employment: 40		HOURLY:	\$16.75	\$13.80	\$13.80	\$13.80	\$18.65	\$22.15

'N/A' indicates data or information cannot be released due to reliability, availability, or confidentiality restrictions. Since a portion of substate employment is not attributed to a region, substate areas will NOT add up to statewide totals. Rounding and the absence of suppressed data may also affect additivity.

		WAGE ESTIMATES						
		Average (Mean)	10th Percentile	25th Percentile	50th Percentile (Median)	75th Percentile	90th Percentile	
29-2057 Ophthalmic Medical Technicians								
Alternate Job Title(s): Ocular Care Technologist; Ophthalmic Technologist								
Assist ophthalmologists by performing ophthalmic clinical functions. May administer eye exams, administer eye medications, and instruct the patient in care and use of corrective lenses.								
North Dakota		ANNUAL:	\$44,940	\$37,050	\$38,750	\$44,820	\$48,960	\$49,300
Employment:	370	HOURLY:	\$21.61	\$17.81	\$18.63	\$21.55	\$23.54	\$23.70
Region 2		ANNUAL:	\$43,640	\$36,700	\$36,810	\$43,480	\$49,160	\$49,270
Employment:	40	HOURLY:	\$20.98	\$17.64	\$17.69	\$20.90	\$23.63	\$23.69
Region 4		ANNUAL:	\$45,920	\$37,700	\$39,330	\$47,140	\$48,150	\$56,730
Employment:	70	HOURLY:	\$22.07	\$18.13	\$18.91	\$22.66	\$23.15	\$27.28
Region 5		ANNUAL:	\$46,090	\$37,670	\$39,960	\$47,710	\$49,090	\$59,970
Employment:	90	HOURLY:	\$22.16	\$18.11	\$19.21	\$22.94	\$23.60	\$28.83
Region 7		ANNUAL:	\$44,960	\$37,760	\$38,660	\$44,130	\$48,690	\$58,020
Employment:	90	HOURLY:	\$21.61	\$18.15	\$18.59	\$21.22	\$23.41	\$27.89
Bismarck, ND MetroSA		ANNUAL:	\$45,060	\$37,760	\$39,170	\$44,820	\$48,690	\$58,020
Employment:	90	HOURLY:	\$21.66	\$18.15	\$18.83	\$21.55	\$23.41	\$27.89
Fargo, ND-MN MetroSA		ANNUAL:	\$46,690	\$37,910	\$39,980	\$47,710	\$49,090	\$59,970
Employment:	90	HOURLY:	\$22.45	\$18.22	\$19.22	\$22.94	\$23.60	\$28.83
Grand Forks, ND-MN MetroSA		ANNUAL:	\$46,470	\$38,670	\$39,330	\$48,000	\$48,150	\$62,350
Employment:	60	HOURLY:	\$22.34	\$18.59	\$18.91	\$23.08	\$23.15	\$29.98
West ND Nonmetro Area		ANNUAL:	\$43,380	\$36,700	\$37,330	\$43,410	\$49,160	\$49,270
Employment:	90	HOURLY:	\$20.86	\$17.64	\$17.95	\$20.87	\$23.64	\$23.69
East ND Nonmetro Area		ANNUAL:	\$42,830	\$36,330	\$37,700	\$40,160	\$47,130	\$49,260
Employment:	50	HOURLY:	\$20.59	\$17.47	\$18.13	\$19.31	\$22.66	\$23.68

'N/A' indicates data or information cannot be released due to reliability, availability, or confidentiality restrictions. Since a portion of substate employment is not attributed to a region, substate areas will NOT add up to statewide totals. Rounding and the absence of suppressed data may also affect additivity.

		WAGE ESTIMATES						
		Average (Mean)	10th Percentile	25th Percentile	50th Percentile (Median)	75th Percentile	90th Percentile	
29-2061 Licensed Practical and Licensed Vocational Nurses								
Alternate Job Title(s): LPN; LVN; Pediatric Licensed Practical Nurse								
Care for ill, injured, or convalescing patients or persons with disabilities in hospitals, nursing homes, clinics, private homes, group homes, and similar institutions. May work under the supervision of a registered nurse. Licensing required.								
North Dakota		ANNUAL:	\$57,530	\$49,100	\$52,000	\$57,910	\$61,450	\$67,350
Employment:	2,520	HOURLY:	\$27.66	\$23.61	\$25.00	\$27.84	\$29.54	\$32.38
Region 1		ANNUAL:	\$54,820	\$38,480	\$48,180	\$53,900	\$62,530	\$76,300
Employment:	100	HOURLY:	\$26.36	\$18.50	\$23.16	\$25.91	\$30.06	\$36.68
Region 2		ANNUAL:	\$57,030	\$48,560	\$51,120	\$58,300	\$61,800	\$65,230
Employment:	180	HOURLY:	\$27.42	\$23.35	\$24.58	\$28.03	\$29.71	\$31.36
Region 3		ANNUAL:	\$59,120	\$48,740	\$53,140	\$58,780	\$63,900	\$70,180
Employment:	80	HOURLY:	\$28.42	\$23.43	\$25.55	\$28.26	\$30.72	\$33.74
Region 4		ANNUAL:	\$56,750	\$49,150	\$50,680	\$57,270	\$61,260	\$67,430
Employment:	370	HOURLY:	\$27.28	\$23.63	\$24.36	\$27.54	\$29.45	\$32.42
Region 5		ANNUAL:	\$57,200	\$50,820	\$51,930	\$57,910	\$59,630	\$65,070
Employment:	970	HOURLY:	\$27.50	\$24.43	\$24.97	\$27.84	\$28.67	\$31.28
Region 6		ANNUAL:	\$59,180	\$48,850	\$52,370	\$61,370	\$63,870	\$65,710
Employment:	170	HOURLY:	\$28.45	\$23.49	\$25.18	\$29.50	\$30.71	\$31.59
Region 7		ANNUAL:	\$58,500	\$49,640	\$53,920	\$58,020	\$61,400	\$73,390
Employment:	530	HOURLY:	\$28.12	\$23.86	\$25.92	\$27.90	\$29.52	\$35.28
Region 8		ANNUAL:	\$59,110	\$48,390	\$50,800	\$60,090	\$63,290	\$73,990
Employment:	100	HOURLY:	\$28.42	\$23.27	\$24.42	\$28.89	\$30.43	\$35.57
Bismarck, ND MetroSA		ANNUAL:	\$58,450	\$49,640	\$53,920	\$58,020	\$61,200	\$73,370
Employment:	480	HOURLY:	\$28.10	\$23.86	\$25.92	\$27.90	\$29.43	\$35.27
Fargo, ND-MN MetroSA		ANNUAL:	\$57,040	\$50,230	\$52,650	\$57,910	\$59,050	\$65,070
Employment:	990	HOURLY:	\$27.42	\$24.15	\$25.31	\$27.84	\$28.39	\$31.28
Grand Forks, ND-MN MetroSA		ANNUAL:	\$56,280	\$49,060	\$50,350	\$57,270	\$61,260	\$66,880
Employment:	390	HOURLY:	\$27.06	\$23.59	\$24.21	\$27.54	\$29.45	\$32.15
West ND Nonmetro Area		ANNUAL:	\$57,210	\$45,770	\$51,120	\$58,300	\$63,010	\$69,950
Employment:	430	HOURLY:	\$27.50	\$22.01	\$24.58	\$28.03	\$30.29	\$33.63
East ND Nonmetro Area		ANNUAL:	\$58,560	\$48,610	\$51,930	\$59,960	\$63,870	\$66,560
Employment:	410	HOURLY:	\$28.15	\$23.37	\$24.97	\$28.83	\$30.71	\$32.00

'N/A' indicates data or information cannot be released due to reliability, availability, or confidentiality restrictions. Since a portion of substate employment is not attributed to a region, substate areas will NOT add up to statewide totals. Rounding and the absence of suppressed data may also affect additivity.

	WAGE ESTIMATES					
	Average (Mean)	10th Percentile	25th Percentile	50th Percentile (Median)	75th Percentile	90th Percentile

29-2072 Medical Records Specialists

Alternate Job Title(s): Health Information Coder; Medical Bill Coder

Compile, process, and maintain medical records of hospital and clinic patients in a manner consistent with medical, administrative, ethical, legal, and regulatory requirements of the healthcare system. Classify medical and healthcare concepts, including diagnosis, procedures, medical services, and equipment, into the healthcare industry's numerical coding system. Includes medical coders. Excludes Health Information Technologists and Medical Registrars (29-9021) and File Clerks (43-4071).

North Dakota		ANNUAL:	\$52,850	\$37,620	\$44,870	\$49,320	\$62,420	\$70,940
Employment:	500	HOURLY:	\$25.41	\$18.09	\$21.57	\$23.71	\$30.01	\$34.10
Region 1		ANNUAL:	\$51,110	\$43,270	\$46,440	\$49,580	\$51,740	\$66,860
Employment:	30	HOURLY:	\$24.57	\$20.80	\$22.33	\$23.83	\$24.88	\$32.14
Region 2		ANNUAL:	\$51,890	\$38,670	\$46,440	\$47,320	\$62,380	\$62,780
Employment:	50	HOURLY:	\$24.95	\$18.59	\$22.33	\$22.75	\$29.99	\$30.18
Region 3		ANNUAL:	\$48,220	\$37,690	\$40,210	\$46,440	\$52,920	\$61,990
Employment:	40	HOURLY:	\$23.18	\$18.12	\$19.33	\$22.33	\$25.44	\$29.80
Region 4		ANNUAL:	\$54,940	\$36,720	\$41,450	\$54,950	\$65,440	\$75,590
Employment:	70	HOURLY:	\$26.41	\$17.65	\$19.93	\$26.42	\$31.46	\$36.34
Region 5		ANNUAL:	\$54,100	\$37,450	\$38,880	\$53,260	\$62,590	\$70,940
Employment:	190	HOURLY:	\$26.01	\$18.00	\$18.69	\$25.60	\$30.09	\$34.10
Region 6		ANNUAL:	\$49,420	\$35,010	\$38,510	\$46,440	\$57,600	\$63,180
Employment:	30	HOURLY:	\$23.76	\$16.83	\$18.52	\$22.33	\$27.69	\$30.37
Region 7		ANNUAL:	\$52,780	\$39,220	\$45,900	\$49,760	\$60,690	\$68,730
Employment:	90	HOURLY:	\$25.38	\$18.86	\$22.07	\$23.92	\$29.18	\$33.04
Bismarck, ND MetroSA		ANNUAL:	\$53,610	\$39,220	\$45,900	\$50,880	\$61,420	\$68,850
Employment:	70	HOURLY:	\$25.78	\$18.86	\$22.07	\$24.46	\$29.53	\$33.10
Fargo, ND-MN MetroSA		ANNUAL:	\$54,450	\$37,450	\$38,880	\$56,870	\$62,690	\$72,340
Employment:	180	HOURLY:	\$26.18	\$18.00	\$18.69	\$27.34	\$30.14	\$34.78
Grand Forks, ND-MN MetroSA		ANNUAL:	\$53,040	\$37,370	\$41,450	\$50,420	\$61,770	\$73,430
Employment:	50	HOURLY:	\$25.50	\$17.97	\$19.93	\$24.24	\$29.70	\$35.30
West ND Nonmetro Area		ANNUAL:	\$51,280	\$38,670	\$46,440	\$47,620	\$60,100	\$62,780
Employment:	110	HOURLY:	\$24.65	\$18.59	\$22.33	\$22.89	\$28.89	\$30.18
East ND Nonmetro Area		ANNUAL:	\$51,000	\$37,620	\$40,480	\$47,610	\$58,590	\$71,210
Employment:	100	HOURLY:	\$24.52	\$18.09	\$19.46	\$22.89	\$28.17	\$34.24

'N/A' indicates data or information cannot be released due to reliability, availability, or confidentiality restrictions. Since a portion of substate employment is not attributed to a region, substate areas will NOT add up to statewide totals. Rounding and the absence of suppressed data may also affect additivity.

		WAGE ESTIMATES						
		Average (Mean)	10th Percentile	25th Percentile	50th Percentile (Median)	75th Percentile	90th Percentile	
29-2081 Opticians, Dispensing								
Alternate Job Title(s): Contact Lens Fitter; Eyeglass Fitter								
Design, measure, fit, and adapt lenses and frames for client according to written optical prescription or specification. Assist client with inserting, removing, and caring for contact lenses. Assist client with selecting frames. Measure customer for size of eyeglasses and coordinate frames with facial and eye measurements and optical prescription. Prepare work order for optical laboratory containing instructions for grinding and mounting lenses in frames. Verify exactness of finished lens spectacles. Adjust frame and lens position to fit client. May shape or reshape frames. Includes contact lens opticians.								
North Dakota		ANNUAL:	\$42,000	\$35,970	\$37,440	\$38,630	\$45,830	\$51,940
Employment:	360	HOURLY:	\$20.19	\$17.30	\$18.00	\$18.57	\$22.03	\$24.97
Region 2		ANNUAL:	\$41,350	\$36,400	\$37,510	\$38,140	\$45,820	\$50,860
Employment:	30	HOURLY:	\$19.88	\$17.50	\$18.04	\$18.33	\$22.03	\$24.45
Region 4		ANNUAL:	\$41,370	\$36,120	\$37,530	\$37,920	\$46,760	\$51,680
Employment:	60	HOURLY:	\$19.89	\$17.36	\$18.04	\$18.23	\$22.48	\$24.84
Region 5		ANNUAL:	\$42,920	\$34,210	\$37,310	\$39,020	\$46,110	\$54,300
Employment:	100	HOURLY:	\$20.63	\$16.45	\$17.94	\$18.76	\$22.17	\$26.10
Region 7		ANNUAL:	\$41,890	\$36,160	\$37,530	\$39,690	\$45,350	\$52,000
Employment:	100	HOURLY:	\$20.14	\$17.38	\$18.04	\$19.08	\$21.80	\$25.00
Region 8		ANNUAL:	\$41,990	\$33,830	\$36,710	\$39,470	\$46,230	\$51,110
Employment:	20	HOURLY:	\$20.19	\$16.26	\$17.65	\$18.97	\$22.23	\$24.57
Bismarck, ND MetroSA		ANNUAL:	\$41,880	\$35,980	\$37,530	\$39,690	\$45,350	\$52,000
Employment:	100	HOURLY:	\$20.14	\$17.30	\$18.04	\$19.08	\$21.80	\$25.00
Fargo, ND-MN MetroSA		ANNUAL:	\$42,580	\$34,210	\$37,310	\$39,020	\$45,830	\$52,630
Employment:	100	HOURLY:	\$20.47	\$16.45	\$17.94	\$18.76	\$22.03	\$25.30
Grand Forks, ND-MN MetroSA		ANNUAL:	\$41,280	\$35,940	\$37,380	\$37,920	\$44,980	\$51,680
Employment:	70	HOURLY:	\$19.85	\$17.28	\$17.97	\$18.23	\$21.62	\$24.84
West ND Nonmetro Area		ANNUAL:	\$41,650	\$36,080	\$37,970	\$38,630	\$46,010	\$50,860
Employment:	80	HOURLY:	\$20.03	\$17.35	\$18.26	\$18.57	\$22.12	\$24.45
East ND Nonmetro Area		ANNUAL:	\$42,090	\$36,910	\$37,350	\$38,750	\$46,600	\$52,840
Employment:	30	HOURLY:	\$20.24	\$17.75	\$17.96	\$18.63	\$22.40	\$25.40

29-2092 Hearing Aid Specialists**Alternate Job Title(s):** Hearing Aid Fitter; Hearing Aid Technician; Hearing Instrument Specialist

Select and fit hearing aids for customers. Administer and interpret tests of hearing. Assess hearing instrument efficacy. Take ear impressions and prepare, design, and modify ear molds. Excludes Audiologists (29-1181).

North Dakota		ANNUAL:	\$60,470	\$52,800	\$54,080	\$56,280	\$70,800	\$82,160
Employment:	30	HOURLY:	\$29.07	\$25.39	\$26.00	\$27.06	\$34.04	\$39.50

'N/A' indicates data or information cannot be released due to reliability, availability, or confidentiality restrictions. Since a portion of substate employment is not attributed to a region, substate areas will NOT add up to statewide totals. Rounding and the absence of suppressed data may also affect additivity.

		WAGE ESTIMATES						
		Average (Mean)	10th Percentile	25th Percentile	50th Percentile (Median)	75th Percentile	90th Percentile	
29-2099 Health Technologists and Technicians, All Other								
Alternate Job Title(s): Dialysis Technician; Electroencephalogram (EEG) Technologist; Electroneurodiagnostic Technologist; Polysomnograph Tech								
All health technologists and technicians not listed separately.								
North Dakota		ANNUAL:	\$50,220	\$36,750	\$41,300	\$44,500	\$48,920	\$65,350
Employment:	620	HOURLY:	\$24.15	\$17.67	\$19.85	\$21.39	\$23.52	\$31.42
Region 1		ANNUAL:	\$51,720	\$39,190	\$47,110	\$48,920	\$49,730	\$66,110
Employment:	30	HOURLY:	\$24.86	\$18.84	\$22.65	\$23.52	\$23.91	\$31.78
Region 2		ANNUAL:	\$53,440	\$36,900	\$43,120	\$43,780	\$48,640	\$62,120
Employment:	40	HOURLY:	\$25.69	\$17.74	\$20.73	\$21.05	\$23.38	\$29.86
Region 4		ANNUAL:	\$45,940	\$37,610	\$38,030	\$43,990	\$47,490	\$56,470
Employment:	60	HOURLY:	\$22.09	\$18.08	\$18.29	\$21.15	\$22.83	\$27.15
Region 5		ANNUAL:	\$50,950	\$35,830	\$42,630	\$44,500	\$48,440	\$70,450
Employment:	220	HOURLY:	\$24.49	\$17.23	\$20.50	\$21.39	\$23.29	\$33.87
Region 6		ANNUAL:	\$47,750	\$36,900	\$43,670	\$43,900	\$47,360	\$63,340
Employment:	20	HOURLY:	\$22.95	\$17.74	\$20.99	\$21.11	\$22.77	\$30.45
Region 7		ANNUAL:	\$48,760	\$34,820	\$41,300	\$41,300	\$49,640	\$65,350
Employment:	200	HOURLY:	\$23.44	\$16.74	\$19.85	\$19.85	\$23.87	\$31.42
Bismarck, ND MetroSA		ANNUAL:	\$48,990	\$34,820	\$41,300	\$41,300	\$49,640	\$65,350
Employment:	190	HOURLY:	\$23.55	\$16.74	\$19.85	\$19.85	\$23.87	\$31.42
Fargo, ND-MN MetroSA		ANNUAL:	\$51,530	\$35,830	\$44,190	\$44,500	\$48,430	\$71,170
Employment:	210	HOURLY:	\$24.78	\$17.23	\$21.24	\$21.39	\$23.29	\$34.22
Grand Forks, ND-MN MetroSA		ANNUAL:	\$45,930	\$37,610	\$38,990	\$43,990	\$46,940	\$61,670
Employment:	60	HOURLY:	\$22.08	\$18.08	\$18.74	\$21.15	\$22.57	\$29.65
West ND Nonmetro Area		ANNUAL:	\$50,590	\$36,910	\$43,750	\$45,770	\$48,920	\$66,110
Employment:	100	HOURLY:	\$24.32	\$17.74	\$21.03	\$22.00	\$23.52	\$31.79
East ND Nonmetro Area		ANNUAL:	\$52,040	\$36,990	\$40,820	\$43,670	\$48,630	\$77,810
Employment:	50	HOURLY:	\$25.02	\$17.78	\$19.62	\$21.00	\$23.38	\$37.41

'N/A' indicates data or information cannot be released due to reliability, availability, or confidentiality restrictions. Since a portion of substate employment is not attributed to a region, substate areas will NOT add up to statewide totals. Rounding and the absence of suppressed data may also affect additivity.

			WAGE ESTIMATES					
			Average (Mean)	10th Percentile	25th Percentile	50th Percentile (Median)	75th Percentile	90th Percentile
29-9021 Health Information Technologists and Medical Registrars								
Alternate Job Title(s): Cancer Registrar; Health Informatics Specialist; Health Information Analyst								
Apply knowledge of healthcare and information systems to assist in the design, development, and continued modification and analysis of computerized healthcare systems. Abstract, collect, and analyze treatment and followup information of patients. May educate staff and assist in problem solving to promote the implementation of the healthcare information system. May design, develop, test, and implement databases with complete history, diagnosis, treatment, and health status to help monitor diseases. Excludes Medical Records Specialists (29-2072).								
North Dakota		ANNUAL:	\$60,160	\$40,830	\$41,240	\$48,740	\$75,230	\$79,490
Employment:	70	HOURLY:	\$28.92	\$19.63	\$19.83	\$23.43	\$36.17	\$38.22
Region 5		ANNUAL:	\$62,590	\$40,840	\$41,250	\$74,410	\$75,980	\$87,610
Employment:	30	HOURLY:	\$30.09	\$19.63	\$19.83	\$35.78	\$36.53	\$42.12
Fargo, ND-MN MetroSA		ANNUAL:	\$65,770	\$41,240	\$41,240	\$74,410	\$75,980	\$87,610
Employment:	40	HOURLY:	\$31.62	\$19.83	\$19.83	\$35.78	\$36.53	\$42.12
Grand Forks, ND-MN MetroSA		ANNUAL:	\$66,530	\$40,050	\$47,700	\$73,780	\$76,190	\$79,490
Employment:	10	HOURLY:	\$31.98	\$19.25	\$22.93	\$35.47	\$36.63	\$38.22
West ND Nonmetro Area		ANNUAL:	\$56,590	\$40,900	\$40,910	\$48,690	\$75,420	\$75,520
Employment:	10	HOURLY:	\$27.21	\$19.66	\$19.67	\$23.41	\$36.26	\$36.31
East ND Nonmetro Area		ANNUAL:	\$61,080	\$48,690	\$48,690	\$48,690	\$74,700	\$91,980
Employment:	10	HOURLY:	\$29.36	\$23.41	\$23.41	\$23.41	\$35.92	\$44.22

29-9091 Athletic Trainers**Alternate Job Title(s):** Certified Athletic Trainer

Evaluate and treat musculoskeletal injuries or illnesses. Provide preventive, therapeutic, emergency, and rehabilitative care. Excludes Physical Therapists (29-1123).

North Dakota		ANNUAL:	\$55,000	\$39,540	\$47,490	\$53,990	\$57,330	\$68,300
Employment:	100	HOURLY:	N/A	N/A	N/A	N/A	N/A	N/A
Region 5		ANNUAL:	\$56,830	\$47,490	\$47,490	\$57,330	\$57,330	\$68,300
Employment:	40	HOURLY:	N/A	N/A	N/A	N/A	N/A	N/A
Fargo, ND-MN MetroSA		ANNUAL:	\$57,420	\$47,490	\$47,490	\$57,330	\$62,390	\$75,140
Employment:	40	HOURLY:	N/A	N/A	N/A	N/A	N/A	N/A
Grand Forks, ND-MN MetroSA		ANNUAL:	\$53,410	\$39,540	\$48,980	\$51,620	\$56,610	\$71,040
Employment:	20	HOURLY:	N/A	N/A	N/A	N/A	N/A	N/A

29-9093 Surgical Assistants**Alternate Job Title(s):** Surgical First Assistant

Assist in operations, under the supervision of surgeons. May, in accordance with state laws, help surgeons to make incisions and close surgical sites, manipulate or remove tissues, implant surgical devices or drains, suction the surgical site, place catheters, clamp or cauterize vessels or tissue, and apply dressings to surgical site. Excludes Registered Nurses (29-1141) and Surgical Technologists (29-2055).

North Dakota		ANNUAL:	\$66,320	\$63,070	\$63,770	\$64,450	\$67,870	\$72,950
Employment:	60	HOURLY:	\$31.88	\$30.32	\$30.66	\$30.99	\$32.63	\$35.07
Region 7		ANNUAL:	\$67,420	\$63,730	\$63,770	\$67,870	\$67,870	\$79,510
Employment:	20	HOURLY:	\$32.41	\$30.64	\$30.66	\$32.63	\$32.63	\$38.23
Bismarck, ND MetroSA		ANNUAL:	\$67,550	\$63,730	\$63,770	\$67,870	\$67,870	\$79,510
Employment:	20	HOURLY:	\$32.48	\$30.64	\$30.66	\$32.63	\$32.63	\$38.23

'N/A' indicates data or information cannot be released due to reliability, availability, or confidentiality restrictions. Since a portion of substate employment is not attributed to a region, substate areas will NOT add up to statewide totals. Rounding and the absence of suppressed data may also affect additivity.

			WAGE ESTIMATES					
			Average (Mean)	10th Percentile	25th Percentile	50th Percentile (Median)	75th Percentile	90th Percentile
29-9099 Healthcare Practitioners and Technical Workers, All Other								
Alternate Job Title(s): Podiatric Technician; Traditional Chinese Herbalist								
All healthcare practitioners and technical workers not listed separately.								
North Dakota		ANNUAL:	\$95,010	\$67,310	\$69,100	\$83,290	\$127,320	\$142,480
Employment:	50	HOURLY:	\$45.68	\$32.36	\$33.22	\$40.04	\$61.21	\$68.50
Region 5		ANNUAL:	\$111,020	\$58,800	\$71,800	\$128,330	\$142,480	\$142,480
Employment:	20	HOURLY:	\$53.38	\$28.27	\$34.52	\$61.70	\$68.50	\$68.50
Region 7		ANNUAL:	\$80,970	\$67,310	\$67,310	\$83,290	\$83,290	\$89,450
Employment:	30	HOURLY:	\$38.93	\$32.36	\$32.36	\$40.04	\$40.04	\$43.01
Bismarck, ND MetroSA		ANNUAL:	\$80,970	\$67,310	\$67,310	\$83,290	\$83,290	\$89,450
Employment:	30	HOURLY:	\$38.93	\$32.36	\$32.36	\$40.04	\$40.04	\$43.01
Fargo, ND-MN MetroSA		ANNUAL:	\$106,270	\$58,100	\$67,680	\$127,050	\$142,480	\$142,480
Employment:	20	HOURLY:	\$51.09	\$27.94	\$32.54	\$61.08	\$68.50	\$68.50

'N/A' indicates data or information cannot be released due to reliability, availability, or confidentiality restrictions. Since a portion of substate employment is not attributed to a region, substate areas will NOT add up to statewide totals. Rounding and the absence of suppressed data may also affect additivity.

		WAGE ESTIMATES					
		Average (Mean)	10th Percentile	25th Percentile	50th Percentile (Median)	75th Percentile	90th Percentile
31-0000 Healthcare Support Occupations							
Alternate Job Title(s): N/A							
North Dakota Employment: 18,470	ANNUAL:	\$40,940	\$31,730	\$36,170	\$39,120	\$45,330	\$49,970
	HOURLY:	\$19.68	\$15.25	\$17.39	\$18.81	\$21.79	\$24.03
Region 1 Employment: 630	ANNUAL:	\$40,440	\$18,140	\$34,260	\$40,780	\$49,970	\$56,040
	HOURLY:	\$19.44	\$8.72	\$16.47	\$19.60	\$24.03	\$26.94
Region 2 Employment: 1,570	ANNUAL:	\$40,770	\$31,760	\$36,490	\$38,820	\$44,610	\$50,880
	HOURLY:	\$19.60	\$15.27	\$17.54	\$18.66	\$21.45	\$24.46
Region 3 Employment: 510	ANNUAL:	\$41,490	\$34,220	\$37,010	\$40,020	\$45,410	\$52,900
	HOURLY:	\$19.95	\$16.45	\$17.79	\$19.24	\$21.83	\$25.43
Region 4 Employment: 2,510	ANNUAL:	\$41,100	\$31,730	\$36,680	\$40,510	\$45,390	\$48,430
	HOURLY:	\$19.76	\$15.25	\$17.63	\$19.47	\$21.82	\$23.28
Region 5 Employment: 6,500	ANNUAL:	\$40,920	\$32,080	\$36,880	\$38,960	\$44,460	\$49,630
	HOURLY:	\$19.67	\$15.42	\$17.73	\$18.73	\$21.37	\$23.86
Region 6 Employment: 1,420	ANNUAL:	\$40,930	\$32,190	\$36,800	\$39,960	\$45,790	\$47,920
	HOURLY:	\$19.68	\$15.48	\$17.69	\$19.21	\$22.01	\$23.04
Region 7 Employment: 4,450	ANNUAL:	\$40,770	\$33,190	\$34,640	\$38,890	\$45,480	\$50,640
	HOURLY:	\$19.60	\$15.96	\$16.65	\$18.70	\$21.86	\$24.34
Region 8 Employment: 780	ANNUAL:	\$41,940	\$34,560	\$36,490	\$39,860	\$46,720	\$50,560
	HOURLY:	\$20.16	\$16.62	\$17.54	\$19.16	\$22.46	\$24.31
Bismarck, ND MetroSA Employment: 4,090	ANNUAL:	\$40,690	\$33,190	\$34,560	\$38,890	\$45,480	\$49,700
	HOURLY:	\$19.56	\$15.96	\$16.62	\$18.70	\$21.87	\$23.90
Fargo, ND-MN MetroSA Employment: 7,320	ANNUAL:	\$40,190	\$31,200	\$35,030	\$38,360	\$44,460	\$48,690
	HOURLY:	\$19.32	\$15.00	\$16.84	\$18.44	\$21.37	\$23.41
Grand Forks, ND-MN MetroSA Employment: 2,760	ANNUAL:	\$40,230	\$30,950	\$35,420	\$39,300	\$45,390	\$48,980
	HOURLY:	\$19.34	\$14.88	\$17.03	\$18.90	\$21.82	\$23.55
West ND Nonmetro Area Employment: 3,350	ANNUAL:	\$41,070	\$31,300	\$36,490	\$39,490	\$45,780	\$51,870
	HOURLY:	\$19.75	\$15.05	\$17.54	\$18.99	\$22.01	\$24.94
East ND Nonmetro Area Employment: 2,970	ANNUAL:	\$41,480	\$34,220	\$37,530	\$40,390	\$45,520	\$48,540
	HOURLY:	\$19.94	\$16.45	\$18.04	\$19.42	\$21.89	\$23.34

'N/A' indicates data or information cannot be released due to reliability, availability, or confidentiality restrictions. Since a portion of substate employment is not attributed to a region, substate areas will NOT add up to statewide totals. Rounding and the absence of suppressed data may also affect additivity.

		WAGE ESTIMATES						
		Average (Mean)	10th Percentile	25th Percentile	50th Percentile (Median)	75th Percentile	90th Percentile	
31-1120 Home Health and Personal Care Aides								
Alternate Job Title(s): Home Health Attendant; Home Hospice Aide; Blind Escort; Elderly Companion; Geriatric Personal Care Aide								
Monitor the health status of an individual with disabilities or illness, and address their routine health-related and personal care needs, such as changing bandages, dressing wounds, or administering medication; or providing personalized assistance with routine personal care and activities of daily living support (e.g. feeding, bathing, dressing, grooming, toileting, and ambulation). Work may be performed under the direction of offsite or intermittent onsite licensed nursing staff; or in various settings depending on the needs of the care recipient and may include locations such as their home, place of work, out in the community, or at a daytime nonresidential facility. May also help with tasks such as preparing meals, doing light housekeeping, and doing laundry.								
North Dakota		ANNUAL:	\$38,190	\$31,250	\$34,610	\$37,210	\$40,180	\$45,760
Employment:	6,720	HOURLY:	\$18.36	\$15.02	\$16.64	\$17.89	\$19.32	\$22.00
Region 1		ANNUAL:	\$41,650	\$36,710	\$36,950	\$40,780	\$49,970	\$49,970
Employment:	160	HOURLY:	\$20.02	\$17.65	\$17.77	\$19.60	\$24.03	\$24.03
Region 2		ANNUAL:	\$38,630	\$32,020	\$35,770	\$36,940	\$40,180	\$50,170
Employment:	690	HOURLY:	\$18.57	\$15.39	\$17.19	\$17.76	\$19.32	\$24.12
Region 3		ANNUAL:	\$38,320	\$31,060	\$36,070	\$37,710	\$42,760	\$44,570
Employment:	230	HOURLY:	\$18.42	\$14.93	\$17.34	\$18.13	\$20.56	\$21.43
Region 4		ANNUAL:	\$39,420	\$32,450	\$35,660	\$39,300	\$42,430	\$48,170
Employment:	1,020	HOURLY:	\$18.95	\$15.60	\$17.14	\$18.90	\$20.40	\$23.16
Region 5		ANNUAL:	\$38,170	\$31,390	\$34,610	\$38,100	\$38,960	\$45,760
Employment:	2,000	HOURLY:	\$18.35	\$15.09	\$16.64	\$18.32	\$18.73	\$22.00
Region 6		ANNUAL:	\$37,950	\$29,950	\$35,000	\$38,980	\$40,560	\$43,320
Employment:	610	HOURLY:	\$18.25	\$14.40	\$16.83	\$18.74	\$19.50	\$20.82
Region 7		ANNUAL:	\$37,160	\$29,770	\$33,760	\$36,730	\$39,520	\$45,290
Employment:	1,670	HOURLY:	\$17.87	\$14.31	\$16.23	\$17.66	\$19.00	\$21.77
Region 8		ANNUAL:	\$37,410	\$34,560	\$34,560	\$36,940	\$38,490	\$43,760
Employment:	330	HOURLY:	\$17.99	\$16.62	\$16.62	\$17.76	\$18.50	\$21.04
Bismarck, ND MetroSA		ANNUAL:	\$36,930	\$29,770	\$33,760	\$36,410	\$38,890	\$44,920
Employment:	1,540	HOURLY:	\$17.75	\$14.31	\$16.23	\$17.50	\$18.70	\$21.59
Fargo, ND-MN MetroSA		ANNUAL:	\$36,890	\$31,200	\$33,980	\$35,690	\$38,790	\$44,430
Employment:	2,780	HOURLY:	\$17.74	\$15.00	\$16.34	\$17.16	\$18.65	\$21.36
Grand Forks, ND-MN MetroSA		ANNUAL:	\$37,350	\$29,560	\$33,870	\$36,050	\$40,510	\$45,760
Employment:	1,160	HOURLY:	\$17.96	\$14.21	\$16.29	\$17.33	\$19.47	\$22.00
West ND Nonmetro Area		ANNUAL:	\$38,820	\$32,020	\$35,720	\$37,210	\$40,180	\$49,970
Employment:	1,320	HOURLY:	\$18.66	\$15.39	\$17.18	\$17.89	\$19.32	\$24.03
East ND Nonmetro Area		ANNUAL:	\$38,890	\$29,960	\$36,070	\$38,960	\$42,470	\$45,150
Employment:	1,290	HOURLY:	\$18.70	\$14.41	\$17.34	\$18.73	\$20.42	\$21.71

'N/A' indicates data or information cannot be released due to reliability, availability, or confidentiality restrictions. Since a portion of substate employment is not attributed to a region, substate areas will NOT add up to statewide totals. Rounding and the absence of suppressed data may also affect additivity.

		WAGE ESTIMATES						
		Average (Mean)	10th Percentile	25th Percentile	50th Percentile (Median)	75th Percentile	90th Percentile	
31-1131 Nursing Assistants								
Alternate Job Title(s): Certified Nurse Aide; Certified Nursing Assistant; Nursing Care Attendant								
Provide or assist with basic care or support under the direction of onsite licensed nursing staff. Perform duties such as monitoring of health status, feeding, bathing, dressing, grooming, toileting, or ambulation of patients in a health or nursing facility. May include medication administration and other health-related tasks. Includes nursing care attendants, nursing aides, and nursing attendants. Excludes Home Health Aides (31-1121), Personal Care Aides (31-1122), Orderlies (31-1132), and Psychiatric Aides (31-1133).								
North Dakota		ANNUAL:	\$41,020	\$33,780	\$37,760	\$40,650	\$45,390	\$47,870
Employment:	8,630	HOURLY:	\$19.72	\$16.24	\$18.15	\$19.54	\$21.82	\$23.02
Region 1		ANNUAL:	\$37,180	\$16,480	\$22,830	\$39,430	\$48,190	\$51,870
Employment:	330	HOURLY:	\$17.88	\$7.92	\$10.98	\$18.96	\$23.17	\$24.94
Region 2		ANNUAL:	\$40,440	\$31,730	\$38,820	\$38,890	\$44,610	\$46,120
Employment:	640	HOURLY:	\$19.44	\$15.26	\$18.66	\$18.70	\$21.45	\$22.17
Region 3		ANNUAL:	\$43,100	\$37,050	\$38,400	\$43,580	\$46,560	\$52,900
Employment:	210	HOURLY:	\$20.72	\$17.81	\$18.46	\$20.95	\$22.39	\$25.43
Region 4		ANNUAL:	\$40,840	\$31,610	\$37,260	\$43,490	\$45,390	\$48,430
Employment:	1,160	HOURLY:	\$19.63	\$15.20	\$17.92	\$20.91	\$21.82	\$23.28
Region 5		ANNUAL:	\$40,690	\$34,350	\$37,760	\$39,950	\$44,460	\$46,760
Employment:	3,300	HOURLY:	\$19.56	\$16.51	\$18.15	\$19.21	\$21.37	\$22.48
Region 6		ANNUAL:	\$43,000	\$35,550	\$38,960	\$44,090	\$47,250	\$47,920
Employment:	520	HOURLY:	\$20.67	\$17.09	\$18.73	\$21.20	\$22.72	\$23.04
Region 7		ANNUAL:	\$41,260	\$33,780	\$37,070	\$43,060	\$45,510	\$46,150
Employment:	2,070	HOURLY:	\$19.84	\$16.24	\$17.82	\$20.70	\$21.88	\$22.19
Region 8		ANNUAL:	\$43,940	\$38,740	\$39,660	\$45,150	\$47,160	\$47,860
Employment:	310	HOURLY:	\$21.13	\$18.62	\$19.07	\$21.71	\$22.67	\$23.01
Bismarck, ND MetroSA		ANNUAL:	\$41,160	\$33,780	\$36,230	\$43,060	\$45,500	\$46,150
Employment:	1,900	HOURLY:	\$19.79	\$16.24	\$17.42	\$20.70	\$21.88	\$22.19
Fargo, ND-MN MetroSA		ANNUAL:	\$40,570	\$32,230	\$37,760	\$39,120	\$44,460	\$47,290
Employment:	3,230	HOURLY:	\$19.51	\$15.50	\$18.15	\$18.81	\$21.37	\$22.74
Grand Forks, ND-MN MetroSA		ANNUAL:	\$40,700	\$31,610	\$37,260	\$43,490	\$45,390	\$48,430
Employment:	1,230	HOURLY:	\$19.57	\$15.20	\$17.92	\$20.91	\$21.82	\$23.28
West ND Nonmetro Area		ANNUAL:	\$40,660	\$30,080	\$38,280	\$40,040	\$45,940	\$50,070
Employment:	1,450	HOURLY:	\$19.55	\$14.46	\$18.41	\$19.25	\$22.09	\$24.07
East ND Nonmetro Area		ANNUAL:	\$42,860	\$37,140	\$39,890	\$43,560	\$46,350	\$47,620
Employment:	1,200	HOURLY:	\$20.60	\$17.86	\$19.18	\$20.94	\$22.28	\$22.90

'N/A' indicates data or information cannot be released due to reliability, availability, or confidentiality restrictions. Since a portion of substate employment is not attributed to a region, substate areas will NOT add up to statewide totals. Rounding and the absence of suppressed data may also affect additivity.

		WAGE ESTIMATES						
		Average (Mean)	10th Percentile	25th Percentile	50th Percentile (Median)	75th Percentile	90th Percentile	
31-2011 Occupational Therapy Assistants								
Alternate Job Title(s): Certified Occupational Therapy Assistant; Licensed Occupational Therapy Assistant								
Assist occupational therapists in providing occupational therapy treatments and procedures. May, in accordance with state laws, assist in development of treatment plans, carry out routine functions, direct activity programs, and document the progress of treatments. Generally requires formal training.								
North Dakota		ANNUAL:	\$54,720	\$45,320	\$47,170	\$56,230	\$60,880	\$63,380
Employment:	110	HOURLY:	\$26.31	\$21.79	\$22.68	\$27.04	\$29.27	\$30.47
Region 4		ANNUAL:	\$53,070	\$45,320	\$46,430	\$48,340	\$60,560	\$61,690
Employment:	20	HOURLY:	\$25.51	\$21.79	\$22.32	\$23.24	\$29.12	\$29.66
Region 5		ANNUAL:	\$56,120	\$45,320	\$48,890	\$57,020	\$60,870	\$63,370
Employment:	40	HOURLY:	\$26.98	\$21.79	\$23.51	\$27.41	\$29.27	\$30.46
Region 7		ANNUAL:	\$52,220	\$45,320	\$45,320	\$48,290	\$60,300	\$61,700
Employment:	10	HOURLY:	\$25.10	\$21.79	\$21.79	\$23.22	\$28.99	\$29.66
Fargo, ND-MN MetroSA		ANNUAL:	\$55,460	\$45,140	\$48,900	\$56,710	\$60,580	\$63,260
Employment:	40	HOURLY:	\$26.66	\$21.70	\$23.51	\$27.27	\$29.13	\$30.41
Grand Forks, ND-MN MetroSA		ANNUAL:	\$56,240	\$46,340	\$48,210	\$56,680	\$60,560	\$66,960
Employment:	20	HOURLY:	\$27.04	\$22.28	\$23.18	\$27.25	\$29.12	\$32.19
West ND Nonmetro Area		ANNUAL:	\$55,900	\$45,320	\$45,330	\$56,480	\$63,160	\$64,570
Employment:	30	HOURLY:	\$26.87	\$21.79	\$21.79	\$27.15	\$30.37	\$31.05
East ND Nonmetro Area		ANNUAL:	\$52,150	\$45,320	\$45,320	\$48,780	\$60,880	\$61,690
Employment:	30	HOURLY:	\$25.07	\$21.79	\$21.79	\$23.45	\$29.27	\$29.66

31-2012 Occupational Therapy Aides**Alternate Job Title(s):** Occupational Rehabilitation Aide; Occupational Therapist Aide

Under close supervision of an occupational therapist or occupational therapy assistant, perform only delegated, selected, or routine tasks in specific situations. These duties include preparing patient and treatment room.

North Dakota		ANNUAL:	\$58,760	\$50,790	\$56,920	\$60,110	\$61,910	\$69,320
Employment:	20	HOURLY:	\$28.25	\$24.42	\$27.37	\$28.90	\$29.76	\$33.33

'N/A' indicates data or information cannot be released due to reliability, availability, or confidentiality restrictions. Since a portion of substate employment is not attributed to a region, substate areas will NOT add up to statewide totals. Rounding and the absence of suppressed data may also affect additivity.

		WAGE ESTIMATES						
		Average (Mean)	10th Percentile	25th Percentile	50th Percentile (Median)	75th Percentile	90th Percentile	
31-2021 Physical Therapist Assistants								
Alternate Job Title(s): Licensed Physical Therapist Assistant; Physiotherapy Assistant								
Assist physical therapists in providing physical therapy treatments and procedures. May, in accordance with state laws, assist in the development of treatment plans, carry out routine functions, document the progress of treatment, and modify specific treatments in accordance with patient status and within the scope of treatment plans established by a physical therapist. Generally requires formal training.								
North Dakota		ANNUAL:	\$51,470	\$23,270	\$37,750	\$58,520	\$63,030	\$72,150
Employment:	180	HOURLY:	\$24.75	\$11.19	\$18.15	\$28.14	\$30.30	\$34.69
Region 2		ANNUAL:	\$52,980	\$37,830	\$43,260	\$55,920	\$61,160	\$63,740
Employment:	20	HOURLY:	\$25.47	\$18.18	\$20.80	\$26.89	\$29.40	\$30.65
Region 4		ANNUAL:	\$53,270	\$22,810	\$36,950	\$58,520	\$63,030	\$70,300
Employment:	30	HOURLY:	\$25.61	\$10.97	\$17.76	\$28.14	\$30.30	\$33.80
Region 5		ANNUAL:	\$49,400	\$23,270	\$38,060	\$52,170	\$61,080	\$71,870
Employment:	70	HOURLY:	\$23.75	\$11.19	\$18.30	\$25.08	\$29.37	\$34.55
Region 6		ANNUAL:	\$53,190	\$23,360	\$43,270	\$54,890	\$63,720	\$69,240
Employment:	10	HOURLY:	\$25.57	\$11.23	\$20.80	\$26.39	\$30.63	\$33.29
Region 7		ANNUAL:	\$49,500	\$23,090	\$37,370	\$51,230	\$64,420	\$77,300
Employment:	30	HOURLY:	\$23.80	\$11.10	\$17.97	\$24.63	\$30.97	\$37.16
Region 8		ANNUAL:	\$61,070	\$37,750	\$50,550	\$61,680	\$73,430	\$80,600
Employment:	10	HOURLY:	\$29.36	\$18.15	\$24.30	\$29.65	\$35.30	\$38.75
Bismarck, ND MetroSA		ANNUAL:	\$50,400	\$23,090	\$23,090	\$59,260	\$67,900	\$77,300
Employment:	20	HOURLY:	\$24.23	\$11.10	\$11.10	\$28.49	\$32.64	\$37.16
Fargo, ND-MN MetroSA		ANNUAL:	\$49,150	\$23,270	\$38,060	\$52,170	\$60,150	\$69,850
Employment:	70	HOURLY:	\$23.63	\$11.19	\$18.30	\$25.08	\$28.92	\$33.58
Grand Forks, ND-MN MetroSA		ANNUAL:	\$54,290	\$36,950	\$50,570	\$58,520	\$63,440	\$70,300
Employment:	30	HOURLY:	\$26.10	\$17.77	\$24.31	\$28.14	\$30.50	\$33.80
West ND Nonmetro Area		ANNUAL:	\$54,490	\$37,740	\$37,820	\$60,780	\$63,720	\$73,430
Employment:	50	HOURLY:	\$26.20	\$18.14	\$18.19	\$29.22	\$30.64	\$35.30
East ND Nonmetro Area		ANNUAL:	\$53,180	\$23,360	\$43,270	\$60,450	\$63,720	\$68,810
Employment:	30	HOURLY:	\$25.57	\$11.23	\$20.80	\$29.06	\$30.64	\$33.08

'N/A' indicates data or information cannot be released due to reliability, availability, or confidentiality restrictions. Since a portion of substate employment is not attributed to a region, substate areas will NOT add up to statewide totals. Rounding and the absence of suppressed data may also affect additivity.

			WAGE ESTIMATES					
			Average (Mean)	10th Percentile	25th Percentile	50th Percentile (Median)	75th Percentile	90th Percentile
31-2022 Physical Therapist Aides								
Alternate Job Title(s): Clinical Rehabilitation Aide; Physical Therapy Aide								
Under close supervision of a physical therapist or physical therapy assistant, perform only delegated, selected, or routine tasks in specific situations. These duties include preparing the patient and the treatment area.								
North Dakota		ANNUAL:	\$37,730	\$30,680	\$33,610	\$34,960	\$43,480	\$49,110
Employment:	130	HOURLY:	\$18.14	\$14.75	\$16.16	\$16.81	\$20.90	\$23.61
Region 4		ANNUAL:	\$41,300	\$30,680	\$34,080	\$39,350	\$47,560	\$55,900
Employment:	20	HOURLY:	\$19.86	\$14.75	\$16.38	\$18.92	\$22.86	\$26.88
Region 5		ANNUAL:	\$35,710	\$15,200	\$34,780	\$34,940	\$41,450	\$47,630
Employment:	50	HOURLY:	\$17.17	\$7.31	\$16.72	\$16.80	\$19.93	\$22.90
Region 7		ANNUAL:	\$40,360	\$33,610	\$33,610	\$37,230	\$47,410	\$56,620
Employment:	30	HOURLY:	\$19.40	\$16.16	\$16.16	\$17.90	\$22.79	\$27.22
Bismarck, ND MetroSA		ANNUAL:	\$40,460	\$33,610	\$33,610	\$39,050	\$47,410	\$56,620
Employment:	30	HOURLY:	\$19.45	\$16.16	\$16.16	\$18.78	\$22.79	\$27.22
Fargo, ND-MN MetroSA		ANNUAL:	\$35,380	\$15,200	\$31,600	\$34,940	\$41,350	\$47,630
Employment:	60	HOURLY:	\$17.01	\$7.31	\$15.19	\$16.80	\$19.88	\$22.90
Grand Forks, ND-MN MetroSA		ANNUAL:	\$41,330	\$30,680	\$34,080	\$39,140	\$47,560	\$58,410
Employment:	20	HOURLY:	\$19.87	\$14.75	\$16.39	\$18.82	\$22.86	\$28.08
East ND Nonmetro Area		ANNUAL:	\$38,420	\$31,350	\$34,000	\$39,350	\$44,440	\$47,890
Employment:	10	HOURLY:	\$18.47	\$15.07	\$16.35	\$18.92	\$21.37	\$23.02

31-9011 Massage Therapists**Alternate Job Title(s):** Deep Tissue Massage Therapist; Licensed Massage Therapist; Swedish Masseur

Perform therapeutic massages of soft tissues and joints. May assist in the assessment of range of motion and muscle strength, or propose client therapy plans.

North Dakota		ANNUAL:	\$51,610	\$28,060	\$31,730	\$53,450	\$67,860	\$79,640
Employment:	140	HOURLY:	\$24.81	\$13.49	\$15.25	\$25.70	\$32.62	\$38.29
Region 5		ANNUAL:	\$55,900	\$30,650	\$51,430	\$54,970	\$67,860	\$79,320
Employment:	60	HOURLY:	\$26.87	\$14.74	\$24.73	\$26.43	\$32.62	\$38.13
Region 7		ANNUAL:	\$43,870	\$22,160	\$31,240	\$31,730	\$54,560	\$78,720
Employment:	30	HOURLY:	\$21.09	\$10.65	\$15.02	\$15.25	\$26.23	\$37.85
Bismarck, ND MetroSA		ANNUAL:	\$43,830	\$22,160	\$31,240	\$31,730	\$54,560	\$78,720
Employment:	30	HOURLY:	\$21.07	\$10.65	\$15.02	\$15.25	\$26.23	\$37.85
Fargo, ND-MN MetroSA		ANNUAL:	\$59,860	\$31,970	\$53,450	\$55,050	\$72,310	\$82,950
Employment:	70	HOURLY:	\$28.78	\$15.37	\$25.70	\$26.47	\$34.76	\$39.88
West ND Nonmetro Area		ANNUAL:	\$57,810	\$23,420	\$28,060	\$32,100	\$79,640	\$108,280
Employment:	20	HOURLY:	\$27.79	\$11.26	\$13.49	\$15.43	\$38.29	\$52.06

'N/A' indicates data or information cannot be released due to reliability, availability, or confidentiality restrictions. Since a portion of substate employment is not attributed to a region, substate areas will NOT add up to statewide totals. Rounding and the absence of suppressed data may also affect additivity.

			WAGE ESTIMATES					
			Average (Mean)	10th Percentile	25th Percentile	50th Percentile (Median)	75th Percentile	90th Percentile
31-9091 Dental Assistants								
Alternate Job Title(s): Certified Dental Assistant; Orthodontic Assistant								
Perform limited clinical duties under the direction of a dentist. Clinical duties may include equipment preparation and sterilization, preparing patients for treatment, assisting the dentist during treatment, and providing patients with instructions for oral healthcare procedures. May perform administrative duties such as scheduling appointments, maintaining medical records, billing, and coding information for insurance purposes.								
North Dakota		ANNUAL:	\$54,010	\$42,990	\$47,130	\$57,040	\$60,090	\$61,160
Employment:	800	HOURLY:	\$25.96	\$20.67	\$22.66	\$27.43	\$28.89	\$29.40
Region 1		ANNUAL:	\$55,550	\$47,310	\$51,210	\$56,050	\$60,770	\$60,840
Employment:	40	HOURLY:	\$26.71	\$22.75	\$24.62	\$26.95	\$29.21	\$29.25
Region 2		ANNUAL:	\$55,520	\$44,720	\$49,920	\$58,280	\$60,770	\$60,960
Employment:	70	HOURLY:	\$26.69	\$21.50	\$24.00	\$28.02	\$29.21	\$29.31
Region 4		ANNUAL:	\$52,290	\$39,280	\$46,890	\$57,040	\$58,620	\$60,230
Employment:	90	HOURLY:	\$25.14	\$18.89	\$22.54	\$27.42	\$28.18	\$28.95
Region 5		ANNUAL:	\$52,810	\$45,200	\$46,730	\$48,880	\$59,560	\$61,160
Employment:	300	HOURLY:	\$25.39	\$21.73	\$22.47	\$23.50	\$28.63	\$29.40
Region 6		ANNUAL:	\$52,010	\$38,830	\$44,580	\$49,970	\$59,470	\$60,510
Employment:	40	HOURLY:	\$25.01	\$18.67	\$21.43	\$24.03	\$28.59	\$29.09
Region 7		ANNUAL:	\$56,460	\$44,500	\$47,930	\$59,010	\$60,440	\$67,470
Employment:	200	HOURLY:	\$27.14	\$21.39	\$23.04	\$28.37	\$29.06	\$32.44
Region 8		ANNUAL:	\$54,570	\$44,600	\$47,310	\$57,680	\$60,540	\$60,960
Employment:	40	HOURLY:	\$26.23	\$21.44	\$22.75	\$27.73	\$29.10	\$29.31
Bismarck, ND MetroSA		ANNUAL:	\$56,500	\$44,500	\$47,930	\$59,010	\$60,440	\$67,470
Employment:	190	HOURLY:	\$27.16	\$21.39	\$23.04	\$28.37	\$29.06	\$32.44
Fargo, ND-MN MetroSA		ANNUAL:	\$53,150	\$45,280	\$46,980	\$50,620	\$59,560	\$61,640
Employment:	330	HOURLY:	\$25.55	\$21.77	\$22.59	\$24.34	\$28.64	\$29.63
Grand Forks, ND-MN MetroSA		ANNUAL:	\$53,580	\$39,280	\$47,300	\$57,040	\$59,860	\$61,140
Employment:	100	HOURLY:	\$25.76	\$18.89	\$22.74	\$27.43	\$28.78	\$29.39
West ND Nonmetro Area		ANNUAL:	\$55,300	\$44,720	\$50,560	\$57,680	\$60,560	\$60,940
Employment:	160	HOURLY:	\$26.59	\$21.50	\$24.31	\$27.73	\$29.12	\$29.30
East ND Nonmetro Area		ANNUAL:	\$51,430	\$38,370	\$44,420	\$49,970	\$59,550	\$60,510
Employment:	100	HOURLY:	\$24.73	\$18.45	\$21.35	\$24.03	\$28.63	\$29.09

'N/A' indicates data or information cannot be released due to reliability, availability, or confidentiality restrictions. Since a portion of substate employment is not attributed to a region, substate areas will NOT add up to statewide totals. Rounding and the absence of suppressed data may also affect additivity.

			WAGE ESTIMATES					
			Average (Mean)	10th Percentile	25th Percentile	50th Percentile (Median)	75th Percentile	90th Percentile
31-9092 Medical Assistants								
Alternate Job Title(s): Chiropractic Assistant; Morgue Attendant; Orthopedic Cast Specialist								
Perform administrative and certain clinical duties under the direction of a physician. Administrative duties may include scheduling appointments, maintaining medical records, billing, and coding information for insurance purposes. Clinical duties may include taking and recording vital signs and medical histories, preparing patients for examination, drawing blood, and administering medications as directed by physician. Excludes Physician Assistants (29-1071).								
North Dakota		ANNUAL:	\$40,320	\$28,410	\$34,900	\$40,880	\$45,990	\$48,390
Employment:	420	HOURLY:	\$19.39	\$13.66	\$16.78	\$19.65	\$22.11	\$23.26
Region 1		ANNUAL:	\$42,720	\$34,670	\$39,980	\$43,330	\$46,230	\$48,540
Employment:	20	HOURLY:	\$20.54	\$16.67	\$19.22	\$20.83	\$22.22	\$23.34
Region 3		ANNUAL:	\$36,740	\$26,490	\$34,710	\$35,090	\$40,260	\$45,720
Employment:	10	HOURLY:	\$17.66	\$12.74	\$16.69	\$16.87	\$19.35	\$21.98
Region 4		ANNUAL:	\$39,850	\$30,880	\$34,910	\$40,280	\$47,530	\$47,530
Employment:	40	HOURLY:	\$19.16	\$14.85	\$16.78	\$19.37	\$22.85	\$22.85
Region 5		ANNUAL:	\$39,050	\$28,410	\$28,900	\$40,710	\$45,130	\$48,060
Employment:	150	HOURLY:	\$18.77	\$13.66	\$13.89	\$19.57	\$21.69	\$23.10
Region 6		ANNUAL:	\$37,760	\$34,710	\$34,710	\$35,090	\$40,880	\$45,840
Employment:	30	HOURLY:	\$18.15	\$16.69	\$16.69	\$16.87	\$19.65	\$22.04
Region 7		ANNUAL:	\$41,600	\$30,650	\$34,900	\$43,260	\$47,550	\$52,880
Employment:	120	HOURLY:	\$20.00	\$14.73	\$16.78	\$20.80	\$22.86	\$25.42
Bismarck, ND MetroSA		ANNUAL:	\$41,580	\$31,260	\$34,900	\$43,260	\$47,540	\$53,280
Employment:	110	HOURLY:	\$19.99	\$15.03	\$16.78	\$20.80	\$22.86	\$25.62
Fargo, ND-MN MetroSA		ANNUAL:	\$41,120	\$28,410	\$35,040	\$43,320	\$48,040	\$50,070
Employment:	190	HOURLY:	\$19.77	\$13.66	\$16.84	\$20.83	\$23.10	\$24.07
Grand Forks, ND-MN MetroSA		ANNUAL:	\$41,570	\$31,060	\$36,020	\$40,280	\$47,530	\$49,810
Employment:	70	HOURLY:	\$19.98	\$14.93	\$17.32	\$19.37	\$22.85	\$23.95
West ND Nonmetro Area		ANNUAL:	\$42,970	\$34,670	\$39,980	\$45,480	\$46,230	\$46,230
Employment:	70	HOURLY:	\$20.66	\$16.67	\$19.22	\$21.86	\$22.22	\$22.22
East ND Nonmetro Area		ANNUAL:	\$38,290	\$34,710	\$34,910	\$35,090	\$41,940	\$45,830
Employment:	60	HOURLY:	\$18.41	\$16.69	\$16.78	\$16.87	\$20.17	\$22.04

'N/A' indicates data or information cannot be released due to reliability, availability, or confidentiality restrictions. Since a portion of substate employment is not attributed to a region, substate areas will NOT add up to statewide totals. Rounding and the absence of suppressed data may also affect additivity.

			WAGE ESTIMATES					
			Average (Mean)	10th Percentile	25th Percentile	50th Percentile (Median)	75th Percentile	90th Percentile
31-9093 Medical Equipment Preparers								
Alternate Job Title(s): Central Sterile Supply Technician; Sterilization Specialist								
Prepare, sterilize, install, or clean laboratory or healthcare equipment. May perform routine laboratory tasks and operate or inspect equipment.								
North Dakota		ANNUAL:	\$42,070	\$34,150	\$34,990	\$37,560	\$45,010	\$56,830
Employment:	200	HOURLY:	\$20.23	\$16.42	\$16.82	\$18.06	\$21.64	\$27.32
Region 4		ANNUAL:	\$40,570	\$30,670	\$33,650	\$39,930	\$43,850	\$51,330
Employment:	20	HOURLY:	\$19.50	\$14.74	\$16.18	\$19.20	\$21.08	\$24.68
Region 5		ANNUAL:	\$41,600	\$34,320	\$35,580	\$36,560	\$45,010	\$57,200
Employment:	100	HOURLY:	\$20.00	\$16.50	\$17.10	\$17.58	\$21.64	\$27.50
Region 7		ANNUAL:	\$45,520	\$34,060	\$37,560	\$42,500	\$51,960	\$56,830
Employment:	50	HOURLY:	\$21.88	\$16.38	\$18.06	\$20.43	\$24.98	\$27.32
Bismarck, ND MetroSA		ANNUAL:	\$45,520	\$34,060	\$37,560	\$42,500	\$51,960	\$56,830
Employment:	50	HOURLY:	\$21.89	\$16.38	\$18.06	\$20.44	\$24.98	\$27.32
Fargo, ND-MN MetroSA		ANNUAL:	\$41,580	\$34,320	\$35,580	\$36,560	\$45,010	\$54,980
Employment:	100	HOURLY:	\$19.99	\$16.50	\$17.11	\$17.58	\$21.64	\$26.43
Grand Forks, ND-MN MetroSA		ANNUAL:	\$41,390	\$30,670	\$33,650	\$39,940	\$43,850	\$54,250
Employment:	20	HOURLY:	\$19.90	\$14.75	\$16.18	\$19.20	\$21.08	\$26.08
West ND Nonmetro Area		ANNUAL:	\$39,900	\$34,150	\$34,410	\$35,160	\$44,890	\$55,200
Employment:	20	HOURLY:	\$19.18	\$16.42	\$16.54	\$16.90	\$21.58	\$26.54

'N/A' indicates data or information cannot be released due to reliability, availability, or confidentiality restrictions. Since a portion of substate employment is not attributed to a region, substate areas will NOT add up to statewide totals. Rounding and the absence of suppressed data may also affect additivity.

			WAGE ESTIMATES					
			Average (Mean)	10th Percentile	25th Percentile	50th Percentile (Median)	75th Percentile	90th Percentile
31-9094 Medical Transcriptionists								
Alternate Job Title(s): Medical Stenographer; Medical Transcriber; Pathology Transcriptionist								
Transcribe medical reports recorded by physicians and other healthcare practitioners using various electronic devices, covering office visits, emergency room visits, diagnostic imaging studies, operations, chart reviews, and final summaries. Transcribe dictated reports and translate abbreviations into fully understandable form. Edit as necessary and return reports in either printed or electronic form for review and signature, or correction.								
North Dakota		ANNUAL:	\$44,020	\$33,620	\$38,340	\$44,690	\$46,910	\$53,840
Employment:	190	HOURLY:	\$21.16	\$16.16	\$18.44	\$21.49	\$22.56	\$25.88
Region 2		ANNUAL:	\$42,950	\$32,490	\$38,210	\$44,690	\$47,070	\$47,070
Employment:	20	HOURLY:	\$20.65	\$15.62	\$18.37	\$21.49	\$22.63	\$22.63
Region 4		ANNUAL:	\$45,770	\$37,490	\$43,600	\$45,780	\$46,310	\$54,790
Employment:	30	HOURLY:	\$22.00	\$18.03	\$20.96	\$22.01	\$22.26	\$26.34
Region 5		ANNUAL:	\$44,070	\$23,510	\$43,860	\$46,700	\$46,910	\$53,840
Employment:	80	HOURLY:	\$21.19	\$11.30	\$21.09	\$22.45	\$22.55	\$25.88
Region 6		ANNUAL:	\$43,550	\$36,480	\$38,240	\$44,650	\$44,680	\$50,260
Employment:	10	HOURLY:	\$20.94	\$17.54	\$18.38	\$21.47	\$21.48	\$24.16
Region 7		ANNUAL:	\$44,560	\$37,880	\$43,080	\$44,160	\$46,410	\$52,550
Employment:	30	HOURLY:	\$21.42	\$18.21	\$20.71	\$21.23	\$22.31	\$25.27
Bismarck, ND MetroSA		ANNUAL:	\$44,650	\$37,880	\$43,080	\$44,160	\$46,410	\$52,550
Employment:	30	HOURLY:	\$21.47	\$18.21	\$20.71	\$21.23	\$22.31	\$25.27
Fargo, ND-MN MetroSA		ANNUAL:	\$44,130	\$23,510	\$44,430	\$46,700	\$46,910	\$53,840
Employment:	70	HOURLY:	\$21.22	\$11.30	\$21.36	\$22.45	\$22.56	\$25.88
Grand Forks, ND-MN MetroSA		ANNUAL:	\$45,710	\$37,490	\$43,600	\$45,780	\$46,310	\$54,790
Employment:	30	HOURLY:	\$21.98	\$18.03	\$20.96	\$22.01	\$22.26	\$26.34
West ND Nonmetro Area		ANNUAL:	\$42,700	\$32,140	\$38,210	\$44,690	\$47,070	\$51,560
Employment:	30	HOURLY:	\$20.53	\$15.45	\$18.37	\$21.49	\$22.63	\$24.79
East ND Nonmetro Area		ANNUAL:	\$44,520	\$36,480	\$38,240	\$44,670	\$50,260	\$51,560
Employment:	20	HOURLY:	\$21.40	\$17.54	\$18.38	\$21.48	\$24.16	\$24.79

'N/A' indicates data or information cannot be released due to reliability, availability, or confidentiality restrictions. Since a portion of substate employment is not attributed to a region, substate areas will NOT add up to statewide totals. Rounding and the absence of suppressed data may also affect additivity.

			WAGE ESTIMATES					
			Average (Mean)	10th Percentile	25th Percentile	50th Percentile (Median)	75th Percentile	90th Percentile
31-9096 Veterinary Assistants and Laboratory Animal Caretakers								
Alternate Job Title(s): Veterinarian Helper; Veterinary Attendant								
Feed, water, and examine pets and other nonfarm animals for signs of illness, disease, or injury in laboratories and animal hospitals and clinics. Clean and disinfect cages and work areas, and sterilize laboratory and surgical equipment. May provide routine postoperative care, administer medication orally or topically, or prepare samples for laboratory examination under the supervision of veterinary or laboratory animal technologists or technicians, veterinarians, or scientists. Excludes Animal Caretakers (39-2021).								
North Dakota		ANNUAL:	\$34,140	\$27,340	\$30,600	\$33,670	\$35,520	\$44,000
Employment:	230	HOURLY:	\$16.41	\$13.14	\$14.71	\$16.19	\$17.08	\$21.15
Region 5		ANNUAL:	\$34,420	\$29,880	\$30,680	\$35,280	\$35,520	\$41,930
Employment:	100	HOURLY:	\$16.55	\$14.36	\$14.75	\$16.96	\$17.08	\$20.16
Region 7		ANNUAL:	\$35,210	\$22,830	\$30,420	\$34,510	\$41,510	\$48,110
Employment:	40	HOURLY:	\$16.93	\$10.98	\$14.62	\$16.59	\$19.96	\$23.13
Fargo, ND-MN MetroSA		ANNUAL:	\$34,300	\$29,880	\$30,680	\$35,280	\$35,520	\$41,430
Employment:	90	HOURLY:	\$16.49	\$14.36	\$14.75	\$16.96	\$17.08	\$19.92
West ND Nonmetro Area		ANNUAL:	\$33,400	\$22,830	\$29,950	\$32,930	\$35,660	\$44,300
Employment:	70	HOURLY:	\$16.06	\$10.98	\$14.40	\$15.83	\$17.14	\$21.30
East ND Nonmetro Area		ANNUAL:	\$33,730	\$22,830	\$27,340	\$31,350	\$41,600	\$42,370
Employment:	30	HOURLY:	\$16.22	\$10.98	\$13.14	\$15.07	\$20.00	\$20.37

31-9097 Phlebotomists

Alternate Job Title(s): Phlebotomy Technician; Venipuncturist

Draw blood for tests, transfusions, donations, or research. May explain the procedure to patients and assist in the recovery of patients with adverse reactions.

North Dakota		ANNUAL:	\$44,020	\$35,960	\$37,190	\$40,100	\$49,580	\$57,190
Employment:	230	HOURLY:	\$21.16	\$17.29	\$17.88	\$19.28	\$23.84	\$27.49
Region 4		ANNUAL:	\$43,590	\$35,960	\$37,010	\$41,400	\$48,980	\$65,180
Employment:	20	HOURLY:	\$20.96	\$17.29	\$17.79	\$19.90	\$23.55	\$31.34
Region 5		ANNUAL:	\$44,230	\$37,190	\$37,190	\$37,750	\$49,960	\$66,480
Employment:	110	HOURLY:	\$21.26	\$17.88	\$17.88	\$18.15	\$24.02	\$31.96
Region 7		ANNUAL:	\$45,620	\$36,720	\$37,460	\$46,550	\$49,580	\$65,980
Employment:	60	HOURLY:	\$21.93	\$17.65	\$18.01	\$22.38	\$23.84	\$31.72
Bismarck, ND MetroSA		ANNUAL:	\$46,150	\$36,720	\$37,460	\$46,860	\$49,580	\$65,980
Employment:	60	HOURLY:	\$22.19	\$17.65	\$18.01	\$22.53	\$23.84	\$31.72
Fargo, ND-MN MetroSA		ANNUAL:	\$42,550	\$32,550	\$37,190	\$37,750	\$49,960	\$49,960
Employment:	140	HOURLY:	\$20.46	\$15.65	\$17.88	\$18.15	\$24.02	\$24.02
Grand Forks, ND-MN MetroSA		ANNUAL:	\$43,040	\$35,960	\$37,010	\$37,300	\$48,980	\$49,850
Employment:	30	HOURLY:	\$20.69	\$17.29	\$17.79	\$17.93	\$23.55	\$23.97
West ND Nonmetro Area		ANNUAL:	\$40,100	\$35,240	\$37,050	\$37,100	\$42,880	\$47,410
Employment:	30	HOURLY:	\$19.28	\$16.94	\$17.81	\$17.84	\$20.61	\$22.80

'N/A' indicates data or information cannot be released due to reliability, availability, or confidentiality restrictions. Since a portion of substate employment is not attributed to a region, substate areas will NOT add up to statewide totals. Rounding and the absence of suppressed data may also affect additivity.

			WAGE ESTIMATES					
			Average (Mean)	10th Percentile	25th Percentile	50th Percentile (Median)	75th Percentile	90th Percentile
31-9099 Healthcare Support Workers, All Other								
Alternate Job Title(s): Ortho/Prosthetic Aide								
All healthcare support workers not listed separately.								
North Dakota		ANNUAL:	\$51,910	\$31,600	\$37,690	\$49,000	\$60,690	\$80,550
Employment:	250	HOURLY:	\$24.96	\$15.19	\$18.12	\$23.56	\$29.18	\$38.73
Region 1		ANNUAL:	\$44,040	\$31,730	\$31,730	\$31,730	\$41,400	\$77,920
Employment:	20	HOURLY:	\$21.17	\$15.25	\$15.25	\$15.25	\$19.90	\$37.46
Region 2		ANNUAL:	\$43,460	\$31,730	\$31,730	\$34,990	\$48,650	\$73,430
Employment:	20	HOURLY:	\$20.89	\$15.25	\$15.26	\$16.82	\$23.39	\$35.30
Region 4		ANNUAL:	\$49,530	\$30,980	\$31,730	\$41,450	\$58,930	\$79,000
Employment:	20	HOURLY:	\$23.81	\$14.89	\$15.25	\$19.93	\$28.33	\$37.98
Region 5		ANNUAL:	\$53,630	\$31,610	\$42,020	\$51,810	\$60,320	\$80,620
Employment:	90	HOURLY:	\$25.78	\$15.19	\$20.20	\$24.91	\$29.00	\$38.76
Region 7		ANNUAL:	\$55,440	\$31,360	\$39,770	\$54,900	\$77,020	\$85,200
Employment:	60	HOURLY:	\$26.65	\$15.08	\$19.12	\$26.39	\$37.03	\$40.96
Region 8		ANNUAL:	\$49,880	\$38,130	\$39,240	\$50,950	\$50,950	\$66,350
Employment:	20	HOURLY:	\$23.98	\$18.33	\$18.86	\$24.49	\$24.49	\$31.90
Bismarck, ND MetroSA		ANNUAL:	\$56,500	\$31,360	\$40,920	\$54,900	\$77,030	\$85,200
Employment:	50	HOURLY:	\$27.16	\$15.08	\$19.67	\$26.40	\$37.03	\$40.96
Fargo, ND-MN MetroSA		ANNUAL:	\$51,760	\$31,610	\$41,840	\$45,220	\$57,780	\$80,480
Employment:	100	HOURLY:	\$24.89	\$15.20	\$20.11	\$21.74	\$27.78	\$38.69
Grand Forks, ND-MN MetroSA		ANNUAL:	\$50,920	\$30,980	\$37,420	\$41,450	\$58,930	\$79,000
Employment:	20	HOURLY:	\$24.48	\$14.89	\$17.99	\$19.93	\$28.33	\$37.98
West ND Nonmetro Area		ANNUAL:	\$45,900	\$31,730	\$31,730	\$39,240	\$50,950	\$74,460
Employment:	70	HOURLY:	\$22.07	\$15.25	\$15.25	\$18.86	\$24.50	\$35.80
East ND Nonmetro Area		ANNUAL:	\$52,680	\$31,730	\$38,130	\$49,000	\$60,690	\$80,620
Employment:	30	HOURLY:	\$25.33	\$15.25	\$18.33	\$23.56	\$29.18	\$38.76

'N/A' indicates data or information cannot be released due to reliability, availability, or confidentiality restrictions. Since a portion of substate employment is not attributed to a region, substate areas will NOT add up to statewide totals. Rounding and the absence of suppressed data may also affect additivity.

		WAGE ESTIMATES					
		Average (Mean)	10th Percentile	25th Percentile	50th Percentile (Median)	75th Percentile	90th Percentile
33-0000 Protective Service Occupations							
Alternate Job Title(s): N/A							
North Dakota	ANNUAL:	\$56,850	\$30,810	\$40,100	\$53,890	\$68,310	\$84,320
Employment: 7,540	HOURLY:	\$27.33	\$14.81	\$19.28	\$25.91	\$32.84	\$40.54
Region 1	ANNUAL:	\$60,850	\$31,720	\$46,770	\$61,110	\$72,770	\$83,560
Employment: 1,040	HOURLY:	\$29.26	\$15.25	\$22.49	\$29.38	\$34.99	\$40.17
Region 2	ANNUAL:	\$57,290	\$31,620	\$42,360	\$51,810	\$67,130	\$83,830
Employment: 740	HOURLY:	\$27.54	\$15.20	\$20.37	\$24.91	\$32.27	\$40.30
Region 3	ANNUAL:	\$53,850	\$30,110	\$40,310	\$49,070	\$64,670	\$78,150
Employment: 530	HOURLY:	\$25.89	\$14.47	\$19.38	\$23.59	\$31.09	\$37.57
Region 4	ANNUAL:	\$61,180	\$30,930	\$42,900	\$60,970	\$71,750	\$85,570
Employment: 900	HOURLY:	\$29.41	\$14.87	\$20.63	\$29.31	\$34.50	\$41.14
Region 5	ANNUAL:	\$56,200	\$28,970	\$36,140	\$51,930	\$70,240	\$88,860
Employment: 1,570	HOURLY:	\$27.02	\$13.93	\$17.37	\$24.97	\$33.77	\$42.72
Region 6	ANNUAL:	\$51,540	\$28,020	\$42,520	\$47,690	\$60,490	\$74,460
Employment: 400	HOURLY:	\$24.78	\$13.47	\$20.44	\$22.93	\$29.08	\$35.80
Region 7	ANNUAL:	\$55,360	\$33,600	\$39,090	\$51,110	\$65,990	\$84,810
Employment: 1,980	HOURLY:	\$26.61	\$16.15	\$18.79	\$24.57	\$31.72	\$40.78
Region 8	ANNUAL:	\$55,010	\$35,310	\$40,350	\$51,380	\$64,180	\$81,560
Employment: 360	HOURLY:	\$26.45	\$16.98	\$19.40	\$24.70	\$30.86	\$39.21
Bismarck, ND MetroSA	ANNUAL:	\$54,820	\$33,590	\$39,080	\$50,450	\$65,990	\$83,950
Employment: 1,830	HOURLY:	\$26.36	\$16.15	\$18.79	\$24.26	\$31.72	\$40.36
Fargo, ND-MN MetroSA	ANNUAL:	\$57,600	\$28,970	\$37,470	\$54,820	\$71,840	\$90,280
Employment: 1,830	HOURLY:	\$27.69	\$13.93	\$18.01	\$26.36	\$34.54	\$43.41
Grand Forks, ND-MN MetroSA	ANNUAL:	\$62,350	\$32,930	\$45,000	\$60,970	\$72,260	\$85,380
Employment: 950	HOURLY:	\$29.97	\$15.83	\$21.63	\$29.31	\$34.74	\$41.05
West ND Nonmetro Area	ANNUAL:	\$58,870	\$32,550	\$44,370	\$58,110	\$72,060	\$83,830
Employment: 2,280	HOURLY:	\$28.30	\$15.65	\$21.33	\$27.94	\$34.64	\$40.30
East ND Nonmetro Area	ANNUAL:	\$52,430	\$28,950	\$40,310	\$48,820	\$61,660	\$76,520
Employment: 1,270	HOURLY:	\$25.21	\$13.92	\$19.38	\$23.47	\$29.64	\$36.79

'N/A' indicates data or information cannot be released due to reliability, availability, or confidentiality restrictions. Since a portion of substate employment is not attributed to a region, substate areas will NOT add up to statewide totals. Rounding and the absence of suppressed data may also affect additivity.

			WAGE ESTIMATES					
			Average (Mean)	10th Percentile	25th Percentile	50th Percentile (Median)	75th Percentile	90th Percentile
33-1011 First-Line Supervisors of Correctional Officers								
Alternate Job Title(s): Corrections Sergeant; Prison Guard Supervisor								
Directly supervise and coordinate activities of correctional officers and jailers.								
North Dakota		ANNUAL:	\$73,430	\$61,240	\$65,380	\$71,240	\$82,900	\$92,420
Employment:	120	HOURLY:	\$35.30	\$29.44	\$31.43	\$34.25	\$39.86	\$44.43
Region 6		ANNUAL:	\$69,500	\$54,410	\$65,240	\$70,330	\$76,520	\$78,290
Employment:	20	HOURLY:	\$33.41	\$26.16	\$31.36	\$33.81	\$36.79	\$37.64
Region 7		ANNUAL:	\$70,700	\$63,880	\$67,040	\$70,760	\$72,010	\$76,670
Employment:	30	HOURLY:	\$33.99	\$30.71	\$32.23	\$34.02	\$34.62	\$36.86
Bismarck, ND MetroSA		ANNUAL:	\$70,870	\$63,880	\$68,540	\$70,760	\$72,010	\$76,670
Employment:	30	HOURLY:	\$34.07	\$30.71	\$32.95	\$34.02	\$34.62	\$36.86
Fargo, ND-MN MetroSA		ANNUAL:	\$88,790	\$81,030	\$81,030	\$92,420	\$92,420	\$94,370
Employment:	20	HOURLY:	\$42.69	\$38.96	\$38.96	\$44.43	\$44.43	\$45.37
Grand Forks, ND-MN MetroSA		ANNUAL:	\$80,840	\$66,170	\$66,170	\$85,340	\$90,590	\$92,520
Employment:	10	HOURLY:	\$38.86	\$31.81	\$31.81	\$41.03	\$43.55	\$44.48
West ND Nonmetro Area		ANNUAL:	\$71,640	\$53,490	\$62,290	\$65,430	\$85,900	\$92,970
Employment:	40	HOURLY:	\$34.44	\$25.72	\$29.95	\$31.46	\$41.30	\$44.70
East ND Nonmetro Area		ANNUAL:	\$69,820	\$55,040	\$65,240	\$69,830	\$76,130	\$78,290
Employment:	30	HOURLY:	\$33.57	\$26.46	\$31.36	\$33.57	\$36.60	\$37.64

'N/A' indicates data or information cannot be released due to reliability, availability, or confidentiality restrictions. Since a portion of substate employment is not attributed to a region, substate areas will NOT add up to statewide totals. Rounding and the absence of suppressed data may also affect additivity.

			WAGE ESTIMATES					
			Average (Mean)	10th Percentile	25th Percentile	50th Percentile (Median)	75th Percentile	90th Percentile
33-1012 First-Line Supervisors of Police and Detectives								
Alternate Job Title(s): Commanding Officer Homicide Squad; Detective Lieutenant; Police Lieutenant; Traffic Sergeant								
Directly supervise and coordinate activities of members of police force.								
North Dakota		ANNUAL:	\$97,210	\$69,490	\$77,840	\$92,990	\$111,550	\$124,390
Employment:	380	HOURLY:	\$46.74	\$33.41	\$37.43	\$44.71	\$53.63	\$59.80
Region 1		ANNUAL:	\$98,070	\$81,510	\$81,510	\$94,540	\$106,440	\$124,390
Employment:	70	HOURLY:	\$47.15	\$39.19	\$39.19	\$45.45	\$51.17	\$59.80
Region 2		ANNUAL:	\$97,270	\$69,490	\$77,690	\$93,000	\$111,550	\$131,170
Employment:	30	HOURLY:	\$46.77	\$33.41	\$37.35	\$44.71	\$53.63	\$63.06
Region 3		ANNUAL:	\$90,930	\$66,480	\$68,540	\$86,640	\$105,460	\$135,430
Employment:	30	HOURLY:	\$43.72	\$31.96	\$32.95	\$41.65	\$50.70	\$65.11
Region 4		ANNUAL:	\$103,870	\$66,480	\$77,840	\$102,200	\$107,260	\$177,970
Employment:	40	HOURLY:	\$49.94	\$31.96	\$37.43	\$49.13	\$51.57	\$85.56
Region 5		ANNUAL:	\$106,280	\$74,840	\$81,980	\$104,010	\$122,470	\$158,350
Employment:	90	HOURLY:	\$51.09	\$35.98	\$39.41	\$50.01	\$58.88	\$76.13
Region 6		ANNUAL:	\$80,860	\$66,480	\$66,480	\$74,870	\$93,000	\$94,540
Employment:	10	HOURLY:	\$38.88	\$31.96	\$31.96	\$35.99	\$44.71	\$45.45
Region 7		ANNUAL:	\$92,360	\$66,480	\$74,160	\$89,290	\$110,030	\$111,850
Employment:	100	HOURLY:	\$44.40	\$31.96	\$35.66	\$42.93	\$52.90	\$53.77
Region 8		ANNUAL:	\$83,180	\$66,480	\$69,490	\$72,250	\$94,540	\$114,090
Employment:	20	HOURLY:	\$39.99	\$31.96	\$33.41	\$34.74	\$45.45	\$54.85
Bismarck, ND MetroSA		ANNUAL:	\$95,360	\$68,540	\$77,220	\$90,040	\$111,850	\$111,850
Employment:	80	HOURLY:	\$45.85	\$32.95	\$37.12	\$43.29	\$53.77	\$53.77
Fargo, ND-MN MetroSA		ANNUAL:	\$107,150	\$74,840	\$86,280	\$104,010	\$122,470	\$158,350
Employment:	100	HOURLY:	\$51.51	\$35.98	\$41.48	\$50.01	\$58.88	\$76.13
Grand Forks, ND-MN MetroSA		ANNUAL:	\$99,710	\$77,140	\$85,380	\$87,230	\$107,260	\$120,710
Employment:	60	HOURLY:	\$47.94	\$37.09	\$41.05	\$41.94	\$51.57	\$58.03
West ND Nonmetro Area		ANNUAL:	\$93,420	\$69,490	\$76,110	\$92,990	\$106,440	\$124,390
Employment:	120	HOURLY:	\$44.91	\$33.41	\$36.59	\$44.71	\$51.17	\$59.80
East ND Nonmetro Area		ANNUAL:	\$85,610	\$66,480	\$66,620	\$86,640	\$93,000	\$124,530
Employment:	60	HOURLY:	\$41.16	\$31.96	\$32.03	\$41.65	\$44.71	\$59.87

'N/A' indicates data or information cannot be released due to reliability, availability, or confidentiality restrictions. Since a portion of substate employment is not attributed to a region, substate areas will NOT add up to statewide totals. Rounding and the absence of suppressed data may also affect additivity.

		WAGE ESTIMATES						
		Average (Mean)	10th Percentile	25th Percentile	50th Percentile (Median)	75th Percentile	90th Percentile	
33-1021 First-Line Supervisors of Firefighting and Prevention Workers								
Alternate Job Title(s): Fire Lieutenant; Municipal Fire Fighting and Prevention Supervisor; Supervising Fire Marshal								
Directly supervise and coordinate activities of workers engaged in firefighting and fire prevention and control.								
North Dakota		ANNUAL:	\$87,430	\$61,110	\$63,240	\$87,890	\$98,670	\$109,610
Employment:	170	HOURLY:	\$42.03	\$29.38	\$30.41	\$42.26	\$47.44	\$52.70
Region 2		ANNUAL:	\$87,350	\$63,240	\$71,280	\$82,710	\$102,340	\$102,340
Employment:	10	HOURLY:	\$41.99	\$30.41	\$34.27	\$39.76	\$49.20	\$49.20
Region 4		ANNUAL:	\$93,540	\$66,370	\$73,380	\$95,300	\$108,830	\$108,830
Employment:	20	HOURLY:	\$44.97	\$31.91	\$35.28	\$45.82	\$52.32	\$52.32
Region 5		ANNUAL:	\$93,980	\$64,810	\$78,820	\$92,630	\$95,350	\$141,360
Employment:	30	HOURLY:	\$45.18	\$31.16	\$37.89	\$44.53	\$45.84	\$67.96
Region 7		ANNUAL:	\$94,460	\$61,340	\$84,820	\$89,420	\$109,610	\$109,610
Employment:	50	HOURLY:	\$45.41	\$29.49	\$40.78	\$42.99	\$52.70	\$52.70
Bismarck, ND MetroSA		ANNUAL:	\$95,030	\$61,340	\$87,230	\$89,420	\$109,610	\$109,610
Employment:	40	HOURLY:	\$45.69	\$29.49	\$41.94	\$42.99	\$52.70	\$52.70
Fargo, ND-MN MetroSA		ANNUAL:	\$84,030	\$64,100	\$68,040	\$78,820	\$95,350	\$116,230
Employment:	50	HOURLY:	\$40.40	\$30.82	\$32.71	\$37.89	\$45.84	\$55.88
Grand Forks, ND-MN MetroSA		ANNUAL:	\$91,540	\$66,370	\$76,420	\$91,850	\$108,830	\$108,830
Employment:	20	HOURLY:	\$44.01	\$31.91	\$36.74	\$44.16	\$52.32	\$52.32
West ND Nonmetro Area		ANNUAL:	\$78,670	\$61,110	\$61,110	\$71,410	\$92,540	\$102,340
Employment:	60	HOURLY:	\$37.82	\$29.38	\$29.38	\$34.33	\$44.49	\$49.20
East ND Nonmetro Area		ANNUAL:	\$80,780	\$55,610	\$61,110	\$78,150	\$96,580	\$116,730
Employment:	20	HOURLY:	\$38.84	\$26.74	\$29.38	\$37.57	\$46.43	\$56.12

33-1091 First-Line Supervisors of Security Workers**Alternate Job Title(s):** Loss Prevention Supervisor; Security Guard Supervisor; TSA Screener Supervisor

Directly supervise and coordinate activities of security workers and security guards.

North Dakota		ANNUAL:	\$58,090	\$39,730	\$40,200	\$52,130	\$64,140	\$86,210
Employment:	100	HOURLY:	\$27.93	\$19.10	\$19.33	\$25.06	\$30.84	\$41.45
Region 3		ANNUAL:	\$52,090	\$30,170	\$39,730	\$51,940	\$64,770	\$86,210
Employment:	10	HOURLY:	\$25.04	\$14.50	\$19.10	\$24.97	\$31.14	\$41.44
Region 5		ANNUAL:	\$56,460	\$39,870	\$45,900	\$52,130	\$64,820	\$79,100
Employment:	30	HOURLY:	\$27.14	\$19.17	\$22.07	\$25.06	\$31.16	\$38.03
Region 7		ANNUAL:	\$66,790	\$40,050	\$40,530	\$51,540	\$78,190	\$125,430
Employment:	30	HOURLY:	\$32.11	\$19.26	\$19.49	\$24.78	\$37.59	\$60.30
Bismarck, ND MetroSA		ANNUAL:	\$53,130	\$40,050	\$40,070	\$51,090	\$63,860	\$78,190
Employment:	20	HOURLY:	\$25.55	\$19.25	\$19.26	\$24.56	\$30.70	\$37.59
Fargo, ND-MN MetroSA		ANNUAL:	\$59,950	\$39,870	\$47,800	\$57,950	\$72,250	\$78,780
Employment:	20	HOURLY:	\$28.82	\$19.17	\$22.98	\$27.86	\$34.74	\$37.87
West ND Nonmetro Area		ANNUAL:	\$73,830	\$40,030	\$52,170	\$56,570	\$86,200	\$152,770
Employment:	20	HOURLY:	\$35.50	\$19.25	\$25.08	\$27.20	\$41.44	\$73.45
East ND Nonmetro Area		ANNUAL:	\$52,780	\$39,730	\$40,030	\$52,120	\$64,770	\$65,990
Employment:	30	HOURLY:	\$25.37	\$19.10	\$19.25	\$25.06	\$31.14	\$31.73

'N/A' indicates data or information cannot be released due to reliability, availability, or confidentiality restrictions. Since a portion of substate employment is not attributed to a region, substate areas will NOT add up to statewide totals. Rounding and the absence of suppressed data may also affect additivity.

		WAGE ESTIMATES						
		Average (Mean)	10th Percentile	25th Percentile	50th Percentile (Median)	75th Percentile	90th Percentile	
33-1099 First-Line Supervisors of Protective Service Workers, All Other								
Alternate Job Title(s): Animal Cruelty Investigation Supervisor								
All protective service supervisors not listed separately above.								
North Dakota		ANNUAL:	\$72,690	\$42,780	\$64,250	\$70,430	\$79,880	\$105,770
Employment:	60	HOURLY:	\$34.95	\$20.57	\$30.89	\$33.86	\$38.40	\$50.85
Region 5		ANNUAL:	\$66,370	\$35,450	\$48,410	\$70,240	\$81,840	\$87,030
Employment:	20	HOURLY:	\$31.91	\$17.04	\$23.27	\$33.77	\$39.34	\$41.84
Fargo, ND-MN MetroSA		ANNUAL:	\$66,030	\$35,450	\$48,410	\$67,520	\$79,880	\$87,030
Employment:	20	HOURLY:	\$31.74	\$17.04	\$23.27	\$32.46	\$38.40	\$41.84
West ND Nonmetro Area		ANNUAL:	\$76,330	\$63,780	\$68,540	\$73,420	\$76,880	\$105,770
Employment:	20	HOURLY:	\$36.70	\$30.66	\$32.95	\$35.30	\$36.96	\$50.85

33-2011 Firefighters

Alternate Job Title(s): Fire Engine Pump Operator; Forest Firefighter; Marine Firefighter; Smoke Jumper

Control and extinguish fires or respond to emergency situations where life, property, or the environment is at risk. Duties may include fire prevention, emergency medical service, hazardous material response, search and rescue, and disaster assistance.

North Dakota		ANNUAL:	\$53,620	\$34,070	\$40,290	\$50,450	\$67,230	\$74,260
Employment:	860	HOURLY:	\$25.78	\$16.38	\$19.37	\$24.26	\$32.32	\$35.70
Region 1		ANNUAL:	\$54,480	\$38,620	\$47,310	\$47,890	\$61,020	\$74,260
Employment:	190	HOURLY:	\$26.19	\$18.57	\$22.74	\$23.02	\$29.34	\$35.70
Region 2		ANNUAL:	\$49,940	\$40,290	\$40,290	\$49,670	\$57,570	\$67,130
Employment:	80	HOURLY:	\$24.01	\$19.37	\$19.37	\$23.88	\$27.68	\$32.27
Region 4		ANNUAL:	\$61,430	\$34,480	\$48,370	\$67,290	\$81,520	\$81,520
Employment:	140	HOURLY:	\$29.53	\$16.57	\$23.25	\$32.35	\$39.19	\$39.19
Region 5		ANNUAL:	\$48,650	\$31,050	\$36,390	\$50,520	\$58,090	\$70,240
Employment:	200	HOURLY:	\$23.39	\$14.93	\$17.49	\$24.29	\$27.93	\$33.77
Region 7		ANNUAL:	\$54,300	\$33,610	\$38,280	\$50,040	\$67,540	\$75,070
Employment:	190	HOURLY:	\$26.10	\$16.16	\$18.40	\$24.06	\$32.47	\$36.09
Bismarck, ND MetroSA		ANNUAL:	\$54,290	\$33,610	\$38,280	\$50,040	\$67,540	\$75,070
Employment:	190	HOURLY:	\$26.10	\$16.16	\$18.40	\$24.06	\$32.47	\$36.09
Fargo, ND-MN MetroSA		ANNUAL:	\$47,700	\$27,940	\$35,910	\$50,520	\$57,950	\$64,810
Employment:	260	HOURLY:	\$22.93	\$13.43	\$17.27	\$24.29	\$27.86	\$31.16
Grand Forks, ND-MN MetroSA		ANNUAL:	\$61,480	\$35,150	\$51,170	\$67,290	\$77,560	\$81,520
Employment:	150	HOURLY:	\$29.56	\$16.90	\$24.60	\$32.35	\$37.29	\$39.19
West ND Nonmetro Area		ANNUAL:	\$53,560	\$38,620	\$47,310	\$49,670	\$61,020	\$74,260
Employment:	290	HOURLY:	\$25.75	\$18.57	\$22.74	\$23.88	\$29.34	\$35.70

'N/A' indicates data or information cannot be released due to reliability, availability, or confidentiality restrictions. Since a portion of substate employment is not attributed to a region, substate areas will NOT add up to statewide totals. Rounding and the absence of suppressed data may also affect additivity.

			WAGE ESTIMATES					
			Average (Mean)	10th Percentile	25th Percentile	50th Percentile (Median)	75th Percentile	90th Percentile
33-2021 Fire Inspectors and Investigators								
Alternate Job Title(s): Arson Investigator; Certified Vehicle Fire Investigator; Fire Hazard Inspector; Fire Prevention Inspector								
Inspect buildings to detect fire hazards and enforce local ordinances and state laws, or investigate and gather facts to determine cause of fires and explosions.								
North Dakota		ANNUAL:	\$74,600	\$57,980	\$62,520	\$74,250	\$89,630	\$90,670
Employment:	30	HOURLY:	\$35.87	\$27.88	\$30.06	\$35.70	\$43.09	\$43.59
West ND Nonmetro Area		ANNUAL:	\$69,980	\$57,870	\$57,980	\$71,570	\$76,890	\$78,000
Employment:	10	HOURLY:	\$33.65	\$27.82	\$27.88	\$34.41	\$36.97	\$37.50

33-3011 Bailiffs**Alternate Job Title(s):** Court Bailiff; Court Security Officer; Deputy Bailiff

Maintain order in courts of law.

North Dakota		ANNUAL:	\$31,260	\$27,560	\$27,560	\$27,560	\$27,560	\$49,090
Employment:	160	HOURLY:	\$15.03	\$13.25	\$13.25	\$13.25	\$13.25	\$23.60
Region 1		ANNUAL:	\$43,280	\$27,560	\$27,560	\$27,560	\$62,130	\$68,280
Employment:	30	HOURLY:	\$20.81	\$13.25	\$13.25	\$13.25	\$29.87	\$32.83
Region 2		ANNUAL:	\$29,790	\$27,560	\$27,560	\$27,560	\$27,560	\$49,090
Employment:	30	HOURLY:	\$14.32	\$13.25	\$13.25	\$13.25	\$13.25	\$23.60
Region 3		ANNUAL:	\$29,530	\$27,560	\$27,560	\$27,560	\$27,560	\$32,680
Employment:	20	HOURLY:	\$14.20	\$13.25	\$13.25	\$13.25	\$13.25	\$15.71
Region 4		ANNUAL:	\$27,560	\$27,560	\$27,560	\$27,560	\$27,560	\$27,560
Employment:	20	HOURLY:	\$13.25	\$13.25	\$13.25	\$13.25	\$13.25	\$13.25
Region 5		ANNUAL:	\$27,560	\$27,560	\$27,560	\$27,560	\$27,560	\$27,560
Employment:	10	HOURLY:	\$13.25	\$13.25	\$13.25	\$13.25	\$13.25	\$13.25
Region 6		ANNUAL:	\$29,650	\$27,560	\$27,560	\$27,560	\$27,560	\$27,560
Employment:	20	HOURLY:	\$14.25	\$13.25	\$13.25	\$13.25	\$13.25	\$13.25
Region 7		ANNUAL:	\$28,600	\$27,560	\$27,560	\$27,560	\$27,560	\$27,560
Employment:	30	HOURLY:	\$13.75	\$13.25	\$13.25	\$13.25	\$13.25	\$13.25
Bismarck, ND MetroSA		ANNUAL:	\$28,920	\$27,560	\$27,560	\$27,560	\$27,560	\$27,560
Employment:	20	HOURLY:	\$13.90	\$13.25	\$13.25	\$13.25	\$13.25	\$13.25
West ND Nonmetro Area		ANNUAL:	\$34,930	\$27,560	\$27,560	\$27,560	\$27,560	\$62,130
Employment:	70	HOURLY:	\$16.79	\$13.25	\$13.25	\$13.25	\$13.25	\$29.87
East ND Nonmetro Area		ANNUAL:	\$29,000	\$27,560	\$27,560	\$27,560	\$27,560	\$27,560
Employment:	60	HOURLY:	\$13.94	\$13.25	\$13.25	\$13.25	\$13.25	\$13.25

'N/A' indicates data or information cannot be released due to reliability, availability, or confidentiality restrictions. Since a portion of substate employment is not attributed to a region, substate areas will NOT add up to statewide totals. Rounding and the absence of suppressed data may also affect additivity.

		WAGE ESTIMATES						
		Average (Mean)	10th Percentile	25th Percentile	50th Percentile (Median)	75th Percentile	90th Percentile	
33-3012 Correctional Officers and Jailers								
Alternate Job Title(s): Certified Detention Deputy; Juvenile Corrections Officer; Prison Guard								
Guard inmates in penal or rehabilitative institutions in accordance with established regulations and procedures. May guard prisoners in transit between jail, courtroom, prison, or other point. Includes deputy sheriffs and police who spend the majority of their time guarding prisoners in correctional institutions.								
North Dakota		ANNUAL:	\$50,660	\$40,300	\$44,600	\$48,560	\$58,110	\$60,970
Employment: 1,020		HOURLY:	\$24.36	\$19.38	\$21.44	\$23.35	\$27.94	\$29.31
Region 2		ANNUAL:	\$49,060	\$39,090	\$44,370	\$51,810	\$51,810	\$64,790
Employment: 110		HOURLY:	\$23.58	\$18.79	\$21.33	\$24.91	\$24.91	\$31.15
Region 3		ANNUAL:	\$52,070	\$39,090	\$45,500	\$46,840	\$58,570	\$62,940
Employment: 60		HOURLY:	\$25.03	\$18.80	\$21.87	\$22.52	\$28.16	\$30.26
Region 4		ANNUAL:	\$52,040	\$42,900	\$42,900	\$48,560	\$60,970	\$60,970
Employment: 120		HOURLY:	\$25.02	\$20.63	\$20.63	\$23.35	\$29.31	\$29.31
Region 5		ANNUAL:	\$54,720	\$46,330	\$47,450	\$58,790	\$58,790	\$58,790
Employment: 110		HOURLY:	\$26.31	\$22.27	\$22.81	\$28.26	\$28.26	\$28.26
Region 6		ANNUAL:	\$47,430	\$42,080	\$42,520	\$45,810	\$48,010	\$58,610
Employment: 150		HOURLY:	\$22.80	\$20.23	\$20.44	\$22.02	\$23.08	\$28.18
Region 7		ANNUAL:	\$49,110	\$42,080	\$44,050	\$46,990	\$56,200	\$57,170
Employment: 280		HOURLY:	\$23.61	\$20.23	\$21.18	\$22.59	\$27.02	\$27.49
Bismarck, ND MetroSA		ANNUAL:	\$49,490	\$42,080	\$44,470	\$47,320	\$56,200	\$57,170
Employment: 270		HOURLY:	\$23.79	\$20.23	\$21.38	\$22.75	\$27.02	\$27.49
Fargo, ND-MN MetroSA		ANNUAL:	\$51,700	\$41,600	\$46,490	\$51,570	\$58,780	\$58,780
Employment: 210		HOURLY:	\$24.86	\$20.00	\$22.35	\$24.79	\$28.26	\$28.26
Grand Forks, ND-MN MetroSA		ANNUAL:	\$53,030	\$42,900	\$47,770	\$51,560	\$60,970	\$60,970
Employment: 160		HOURLY:	\$25.50	\$20.63	\$22.96	\$24.79	\$29.31	\$29.31
West ND Nonmetro Area		ANNUAL:	\$51,110	\$39,090	\$44,370	\$51,380	\$58,110	\$64,790
Employment: 320		HOURLY:	\$24.57	\$18.80	\$21.33	\$24.70	\$27.94	\$31.15
East ND Nonmetro Area		ANNUAL:	\$48,420	\$40,120	\$43,080	\$46,220	\$52,690	\$60,110
Employment: 240		HOURLY:	\$23.28	\$19.29	\$20.71	\$22.22	\$25.33	\$28.90

'N/A' indicates data or information cannot be released due to reliability, availability, or confidentiality restrictions. Since a portion of substate employment is not attributed to a region, substate areas will NOT add up to statewide totals. Rounding and the absence of suppressed data may also affect additivity.

		WAGE ESTIMATES						
		Average (Mean)	10th Percentile	25th Percentile	50th Percentile (Median)	75th Percentile	90th Percentile	
33-3021 Detectives and Criminal Investigators								
Alternate Job Title(s): Deputy United States Marshal; Homicide Detective; Narcotics Investigator								
Conduct investigations related to suspected violations of federal, state, or local laws to prevent or solve crimes. Excludes Private Detectives and Investigators (33-9021).								
North Dakota		ANNUAL:	\$82,240	\$50,400	\$56,100	\$77,370	\$99,380	\$123,120
Employment:	390	HOURLY:	\$39.54	\$24.23	\$26.97	\$37.20	\$47.78	\$59.19
Region 1		ANNUAL:	\$74,610	\$57,680	\$59,900	\$74,670	\$79,390	\$93,810
Employment:	60	HOURLY:	\$35.87	\$27.73	\$28.80	\$35.90	\$38.17	\$45.10
Region 2		ANNUAL:	\$93,990	\$53,850	\$83,410	\$99,380	\$102,150	\$123,120
Employment:	50	HOURLY:	\$45.19	\$25.89	\$40.10	\$47.78	\$49.11	\$59.19
Region 3		ANNUAL:	\$78,020	\$48,550	\$54,220	\$85,570	\$102,150	\$106,080
Employment:	30	HOURLY:	\$37.51	\$23.34	\$26.07	\$41.14	\$49.11	\$51.00
Region 4		ANNUAL:	\$99,020	\$52,450	\$58,470	\$99,380	\$104,920	\$184,890
Employment:	70	HOURLY:	\$47.61	\$25.22	\$28.11	\$47.78	\$50.44	\$88.89
Region 5		ANNUAL:	\$87,610	\$48,120	\$61,740	\$84,330	\$93,820	\$139,530
Employment:	60	HOURLY:	\$42.12	\$23.14	\$29.68	\$40.55	\$45.10	\$67.08
Region 7		ANNUAL:	\$71,260	\$44,160	\$50,860	\$57,510	\$81,270	\$123,120
Employment:	110	HOURLY:	\$34.26	\$21.23	\$24.45	\$27.65	\$39.07	\$59.19
Bismarck, ND MetroSA		ANNUAL:	\$71,500	\$44,160	\$50,860	\$56,010	\$81,270	\$123,120
Employment:	100	HOURLY:	\$34.38	\$21.23	\$24.45	\$26.93	\$39.07	\$59.19
Fargo, ND-MN MetroSA		ANNUAL:	\$87,190	\$54,180	\$69,100	\$86,380	\$93,820	\$135,430
Employment:	80	HOURLY:	\$41.92	\$26.05	\$33.22	\$41.53	\$45.11	\$65.11
Grand Forks, ND-MN MetroSA		ANNUAL:	\$98,040	\$52,450	\$58,480	\$81,970	\$107,660	\$184,890
Employment:	60	HOURLY:	\$47.13	\$25.22	\$28.11	\$39.41	\$51.76	\$88.89
West ND Nonmetro Area		ANNUAL:	\$81,490	\$57,510	\$59,440	\$77,370	\$99,380	\$102,150
Employment:	120	HOURLY:	\$39.18	\$27.65	\$28.58	\$37.20	\$47.78	\$49.11
East ND Nonmetro Area		ANNUAL:	\$81,010	\$49,860	\$54,220	\$90,770	\$102,150	\$103,650
Employment:	60	HOURLY:	\$38.95	\$23.97	\$26.07	\$43.64	\$49.11	\$49.83

33-3031 Fish and Game Wardens**Alternate Job Title(s):** Conservation Enforcement Officer; Wildlife and Game Protector; Wildlife Officer

Patrol assigned area to prevent fish and game law violations. Investigate reports of damage to crops or property by wildlife. Compile biological data.

North Dakota		ANNUAL:	\$75,720	\$60,890	\$65,870	\$75,290	\$83,490	\$91,230
Employment:	30	HOURLY:	\$36.40	\$29.28	\$31.67	\$36.20	\$40.14	\$43.86
West ND Nonmetro Area		ANNUAL:	\$73,370	\$60,220	\$61,760	\$72,620	\$82,040	\$96,550
Employment:	20	HOURLY:	\$35.27	\$28.95	\$29.69	\$34.92	\$39.44	\$46.42

33-3041 Parking Enforcement Workers**Alternate Job Title(s):** Meter Maid; Parking Enforcement Officer

Patrol assigned area, such as public parking lot or city streets to issue tickets to overtime parking violators and illegally parked vehicles.

North Dakota		ANNUAL:	\$44,490	\$25,770	\$40,800	\$47,390	\$50,820	\$51,010
Employment:	10	HOURLY:	\$21.39	\$12.39	\$19.62	\$22.78	\$24.43	\$24.53

'N/A' indicates data or information cannot be released due to reliability, availability, or confidentiality restrictions. Since a portion of substate employment is not attributed to a region, substate areas will NOT add up to statewide totals. Rounding and the absence of suppressed data may also affect additivity.

		WAGE ESTIMATES						
		Average (Mean)	10th Percentile	25th Percentile	50th Percentile (Median)	75th Percentile	90th Percentile	
33-3051 Police and Sheriff's Patrol Officers								
Alternate Job Title(s): Border Patrol Officer; Campus Police Officer; Motorcycle Police; Park Police; State Trooper								
Maintain order and protect life and property by enforcing local, tribal, state, or federal laws and ordinances. Perform a combination of the following duties: patrol a specific area; direct traffic; issue traffic summonses; investigate accidents; apprehend and arrest suspects, or serve legal processes of courts. Includes police officers working at educational institutions.								
North Dakota		ANNUAL:	\$68,130	\$51,590	\$59,680	\$67,060	\$74,220	\$83,950
Employment:	1,730	HOURLY:	\$32.76	\$24.80	\$28.69	\$32.24	\$35.69	\$40.36
Region 1		ANNUAL:	\$72,430	\$65,650	\$68,480	\$72,060	\$72,770	\$83,560
Employment:	270	HOURLY:	\$34.82	\$31.56	\$32.92	\$34.64	\$34.99	\$40.17
Region 2		ANNUAL:	\$67,550	\$50,360	\$56,240	\$65,900	\$79,100	\$83,830
Employment:	200	HOURLY:	\$32.47	\$24.21	\$27.04	\$31.68	\$38.03	\$40.30
Region 3		ANNUAL:	\$62,400	\$49,050	\$50,880	\$59,010	\$74,000	\$76,250
Employment:	120	HOURLY:	\$30.00	\$23.58	\$24.46	\$28.37	\$35.58	\$36.66
Region 4		ANNUAL:	\$67,900	\$50,910	\$59,770	\$68,310	\$71,750	\$84,320
Employment:	230	HOURLY:	\$32.64	\$24.48	\$28.73	\$32.84	\$34.50	\$40.54
Region 5		ANNUAL:	\$71,510	\$57,630	\$62,440	\$74,220	\$78,890	\$92,470
Employment:	320	HOURLY:	\$34.38	\$27.70	\$30.02	\$35.68	\$37.93	\$44.46
Region 6		ANNUAL:	\$61,510	\$49,040	\$51,470	\$58,940	\$71,220	\$79,100
Employment:	100	HOURLY:	\$29.57	\$23.58	\$24.75	\$28.34	\$34.24	\$38.03
Region 7		ANNUAL:	\$66,870	\$54,120	\$59,280	\$65,990	\$73,770	\$83,950
Employment:	380	HOURLY:	\$32.15	\$26.02	\$28.50	\$31.72	\$35.47	\$40.36
Region 8		ANNUAL:	\$66,310	\$50,290	\$58,140	\$64,180	\$76,240	\$84,090
Employment:	100	HOURLY:	\$31.88	\$24.18	\$27.95	\$30.86	\$36.65	\$40.43
Bismarck, ND MetroSA		ANNUAL:	\$67,650	\$58,400	\$63,460	\$65,990	\$73,320	\$83,950
Employment:	330	HOURLY:	\$32.52	\$28.08	\$30.51	\$31.72	\$35.25	\$40.36
Fargo, ND-MN MetroSA		ANNUAL:	\$72,830	\$58,980	\$64,060	\$73,990	\$78,890	\$92,470
Employment:	410	HOURLY:	\$35.02	\$28.36	\$30.80	\$35.57	\$37.93	\$44.46
Grand Forks, ND-MN MetroSA		ANNUAL:	\$67,990	\$50,910	\$62,640	\$68,310	\$71,750	\$84,320
Employment:	260	HOURLY:	\$32.69	\$24.48	\$30.11	\$32.84	\$34.50	\$40.54
West ND Nonmetro Area		ANNUAL:	\$68,960	\$50,490	\$61,220	\$70,050	\$73,320	\$83,830
Employment:	620	HOURLY:	\$33.16	\$24.28	\$29.44	\$33.68	\$35.25	\$40.30
East ND Nonmetro Area		ANNUAL:	\$61,740	\$49,040	\$51,470	\$58,960	\$72,110	\$76,720
Employment:	300	HOURLY:	\$29.68	\$23.58	\$24.75	\$28.35	\$34.67	\$36.88

33-9011 Animal Control Workers**Alternate Job Title(s):** Animal Control Officer; Animal Warden; Dog Catcher; Humane Officer

Handle animals for the purpose of investigations of mistreatment, or control of abandoned, dangerous, or unattended animals.

North Dakota		ANNUAL:	\$53,990	\$44,090	\$49,210	\$49,830	\$61,500	\$61,800
Employment:	30	HOURLY:	\$25.96	\$21.20	\$23.66	\$23.96	\$29.57	\$29.71
West ND Nonmetro Area		ANNUAL:	\$56,800	\$49,120	\$49,210	\$61,420	\$61,800	\$61,800
Employment:	10	HOURLY:	\$27.31	\$23.62	\$23.66	\$29.53	\$29.71	\$29.71

'N/A' indicates data or information cannot be released due to reliability, availability, or confidentiality restrictions. Since a portion of substate employment is not attributed to a region, substate areas will NOT add up to statewide totals. Rounding and the absence of suppressed data may also affect additivity.

			WAGE ESTIMATES					
			Average (Mean)	10th Percentile	25th Percentile	50th Percentile (Median)	75th Percentile	90th Percentile
33-9021 Private Detectives and Investigators								
Alternate Job Title(s): Private Eye; Skip Tracer; Store Detective								
Gather, analyze, compile, and report information regarding individuals or organizations to clients, or detect occurrences of unlawful acts or infractions of rules in private establishment.								
North Dakota		ANNUAL:	\$40,800	\$30,440	\$30,670	\$39,520	\$47,320	\$47,970
Employment:	50	HOURLY:	\$19.62	\$14.63	\$14.74	\$19.00	\$22.75	\$23.06
Region 5		ANNUAL:	\$40,740	\$30,670	\$30,670	\$33,010	\$46,510	\$47,970
Employment:	20	HOURLY:	\$19.59	\$14.74	\$14.74	\$15.87	\$22.36	\$23.06
Region 7		ANNUAL:	\$39,530	\$30,440	\$30,440	\$39,890	\$46,390	\$47,700
Employment:	10	HOURLY:	\$19.01	\$14.63	\$14.63	\$19.18	\$22.30	\$22.93
Bismarck, ND MetroSA		ANNUAL:	\$39,530	\$30,440	\$30,440	\$39,890	\$46,390	\$47,700
Employment:	10	HOURLY:	\$19.01	\$14.63	\$14.63	\$19.18	\$22.31	\$22.93
Fargo, ND-MN MetroSA		ANNUAL:	\$41,550	\$30,670	\$30,670	\$39,400	\$47,970	\$49,970
Employment:	20	HOURLY:	\$19.98	\$14.74	\$14.74	\$18.94	\$23.06	\$24.02

33-9031 Gambling Surveillance Officers and Gambling Investigators**Alternate Job Title(s):** Casino Investigator; Casino Surveillance Officer; Gambling Monitor

Observe gambling operation for irregular activities such as cheating or theft by either employees or patrons. Investigate potential threats to gambling assets such as money, chips, and gambling equipment. Act as oversight and security agent for management and customers.

North Dakota		ANNUAL:	\$48,170	\$31,270	\$39,600	\$49,070	\$55,790	\$55,920
Employment:	100	HOURLY:	\$23.16	\$15.04	\$19.04	\$23.59	\$26.82	\$26.89
West ND Nonmetro Area		ANNUAL:	\$50,370	\$39,590	\$47,550	\$55,770	\$55,790	\$55,790
Employment:	30	HOURLY:	\$24.22	\$19.04	\$22.86	\$26.81	\$26.82	\$26.82

'N/A' indicates data or information cannot be released due to reliability, availability, or confidentiality restrictions. Since a portion of substate employment is not attributed to a region, substate areas will NOT add up to statewide totals. Rounding and the absence of suppressed data may also affect additivity.

		WAGE ESTIMATES						
		Average (Mean)	10th Percentile	25th Percentile	50th Percentile (Median)	75th Percentile	90th Percentile	
33-9032 Security Guards								
Alternate Job Title(s): Bank Guard; Bodyguard; Bouncer								
Guard, patrol, or monitor premises to prevent theft, violence, or infractions of rules. May operate x-ray and metal detector equipment. Excludes Police Officers (33-3050) and Transportation Security Screeners (33-9093).								
North Dakota		ANNUAL:	\$42,620	\$31,570	\$35,800	\$39,430	\$46,520	\$62,690
Employment:	1,170	HOURLY:	\$20.49	\$15.18	\$17.21	\$18.96	\$22.36	\$30.14
Region 1		ANNUAL:	\$42,490	\$31,640	\$36,030	\$36,790	\$46,110	\$63,640
Employment:	50	HOURLY:	\$20.43	\$15.21	\$17.32	\$17.69	\$22.17	\$30.60
Region 2		ANNUAL:	\$43,010	\$34,670	\$36,340	\$40,370	\$46,520	\$56,310
Employment:	80	HOURLY:	\$20.68	\$16.67	\$17.47	\$19.41	\$22.36	\$27.07
Region 3		ANNUAL:	\$41,860	\$33,150	\$36,510	\$40,340	\$46,740	\$48,450
Employment:	130	HOURLY:	\$20.12	\$15.94	\$17.55	\$19.40	\$22.47	\$23.29
Region 4		ANNUAL:	\$41,430	\$30,930	\$33,540	\$36,490	\$45,250	\$63,600
Employment:	120	HOURLY:	\$19.92	\$14.87	\$16.12	\$17.54	\$21.75	\$30.58
Region 5		ANNUAL:	\$42,990	\$31,460	\$35,570	\$37,760	\$46,770	\$63,210
Employment:	320	HOURLY:	\$20.67	\$15.13	\$17.10	\$18.15	\$22.49	\$30.39
Region 6		ANNUAL:	\$42,580	\$34,030	\$36,330	\$43,060	\$45,750	\$50,550
Employment:	30	HOURLY:	\$20.47	\$16.36	\$17.47	\$20.70	\$21.99	\$24.30
Region 7		ANNUAL:	\$42,780	\$33,600	\$36,130	\$36,770	\$45,650	\$62,490
Employment:	420	HOURLY:	\$20.57	\$16.15	\$17.37	\$17.68	\$21.95	\$30.04
Region 8		ANNUAL:	\$41,620	\$35,310	\$35,310	\$40,350	\$46,450	\$46,450
Employment:	20	HOURLY:	\$20.01	\$16.98	\$16.98	\$19.40	\$22.33	\$22.33
Bismarck, ND MetroSA		ANNUAL:	\$41,220	\$33,600	\$36,130	\$36,770	\$45,030	\$52,870
Employment:	400	HOURLY:	\$19.82	\$16.15	\$17.37	\$17.68	\$21.65	\$25.42
Fargo, ND-MN MetroSA		ANNUAL:	\$42,300	\$31,460	\$35,390	\$37,100	\$46,370	\$62,690
Employment:	290	HOURLY:	\$20.34	\$15.13	\$17.01	\$17.84	\$22.29	\$30.14
Grand Forks, ND-MN MetroSA		ANNUAL:	\$40,440	\$28,400	\$33,540	\$36,340	\$42,640	\$64,270
Employment:	100	HOURLY:	\$19.44	\$13.65	\$16.13	\$17.47	\$20.50	\$30.90
West ND Nonmetro Area		ANNUAL:	\$46,170	\$34,670	\$36,340	\$40,370	\$46,520	\$65,820
Employment:	180	HOURLY:	\$22.20	\$16.67	\$17.47	\$19.41	\$22.36	\$31.65
East ND Nonmetro Area		ANNUAL:	\$42,570	\$32,120	\$36,490	\$40,350	\$46,770	\$52,520
Employment:	260	HOURLY:	\$20.47	\$15.44	\$17.54	\$19.40	\$22.49	\$25.25

'N/A' indicates data or information cannot be released due to reliability, availability, or confidentiality restrictions. Since a portion of substate employment is not attributed to a region, substate areas will NOT add up to statewide totals. Rounding and the absence of suppressed data may also affect additivity.

		WAGE ESTIMATES						
		Average (Mean)	10th Percentile	25th Percentile	50th Percentile (Median)	75th Percentile	90th Percentile	
33-9092 Lifeguards, Ski Patrol, and Other Recreational Protective Service Workers								
Alternate Job Title(s): Beach Lifeguard; Outdoor Emergency Care Technician								
Monitor recreational areas, such as pools, beaches, or ski slopes, to provide assistance and protection to participants.								
North Dakota		ANNUAL:	\$28,040	\$22,480	\$24,070	\$28,200	\$29,040	\$34,790
Employment:	590	HOURLY:	\$13.48	\$10.81	\$11.57	\$13.56	\$13.96	\$16.73
Region 1		ANNUAL:	\$30,880	\$23,920	\$28,980	\$29,350	\$34,320	\$34,630
Employment:	120	HOURLY:	\$14.85	\$11.50	\$13.93	\$14.11	\$16.50	\$16.65
Region 4		ANNUAL:	\$25,980	\$20,120	\$21,040	\$26,930	\$28,270	\$33,720
Employment:	50	HOURLY:	\$12.49	\$9.67	\$10.12	\$12.95	\$13.59	\$16.21
Region 5		ANNUAL:	\$27,170	\$19,140	\$23,370	\$28,010	\$28,970	\$33,420
Employment:	160	HOURLY:	\$13.06	\$9.20	\$11.23	\$13.47	\$13.93	\$16.07
Region 7		ANNUAL:	\$26,730	\$24,070	\$24,070	\$25,970	\$28,580	\$29,000
Employment:	110	HOURLY:	\$12.85	\$11.57	\$11.57	\$12.49	\$13.74	\$13.94
Bismarck, ND MetroSA		ANNUAL:	\$26,400	\$24,070	\$24,070	\$25,970	\$28,580	\$28,580
Employment:	100	HOURLY:	\$12.69	\$11.57	\$11.57	\$12.49	\$13.74	\$13.74
Fargo, ND-MN MetroSA		ANNUAL:	\$27,360	\$17,870	\$23,830	\$28,010	\$28,970	\$33,420
Employment:	150	HOURLY:	\$13.16	\$8.59	\$11.46	\$13.47	\$13.93	\$16.07
Grand Forks, ND-MN MetroSA		ANNUAL:	\$25,990	\$18,470	\$21,040	\$27,430	\$28,280	\$33,720
Employment:	50	HOURLY:	\$12.49	\$8.88	\$10.12	\$13.19	\$13.60	\$16.21
West ND Nonmetro Area		ANNUAL:	\$29,690	\$23,870	\$26,310	\$28,980	\$34,320	\$35,510
Employment:	220	HOURLY:	\$14.27	\$11.48	\$12.65	\$13.94	\$16.50	\$17.07
East ND Nonmetro Area		ANNUAL:	\$28,260	\$23,870	\$26,300	\$27,920	\$28,950	\$35,630
Employment:	80	HOURLY:	\$13.59	\$11.47	\$12.64	\$13.43	\$13.92	\$17.13

'N/A' indicates data or information cannot be released due to reliability, availability, or confidentiality restrictions. Since a portion of substate employment is not attributed to a region, substate areas will NOT add up to statewide totals. Rounding and the absence of suppressed data may also affect additivity.

			WAGE ESTIMATES					
			Average (Mean)	10th Percentile	25th Percentile	50th Percentile (Median)	75th Percentile	90th Percentile
33-9093 Transportation Security Screeners								
Alternate Job Title(s): Airport Baggage Screener; Airport Security Screener; Transportation Security Administration (TSA) Screener; Transportation Security Officer								
Conduct screening of passengers, baggage, or cargo to ensure compliance with Transportation Security Administration (TSA) regulations. May operate basic security equipment such as x-ray machines and hand wands at screening checkpoints.								
North Dakota		ANNUAL:	\$55,850	\$46,010	\$48,320	\$55,450	\$60,070	\$65,500
Employment:	130	HOURLY:	\$26.85	\$22.12	\$23.23	\$26.66	\$28.88	\$31.49
Region 2		ANNUAL:	\$53,980	\$45,280	\$46,380	\$55,420	\$57,660	\$63,580
Employment:	N/A	HOURLY:	\$25.95	\$21.77	\$22.30	\$26.64	\$27.72	\$30.57
Region 4		ANNUAL:	\$53,360	\$46,010	\$47,160	\$52,830	\$58,330	\$61,300
Employment:	N/A	HOURLY:	\$25.65	\$22.12	\$22.68	\$25.40	\$28.05	\$29.47
Region 5		ANNUAL:	\$56,490	\$44,180	\$46,380	\$56,060	\$62,130	\$70,100
Employment:	N/A	HOURLY:	\$27.16	\$21.24	\$22.30	\$26.95	\$29.87	\$33.70
Region 7		ANNUAL:	\$57,460	\$48,320	\$52,830	\$56,640	\$61,170	\$64,040
Employment:	N/A	HOURLY:	\$27.62	\$23.23	\$25.40	\$27.23	\$29.41	\$30.79
Bismarck, ND MetroSA		ANNUAL:	\$57,460	\$48,320	\$52,830	\$56,640	\$61,170	\$64,040
Employment:	40	HOURLY:	\$27.62	\$23.23	\$25.40	\$27.23	\$29.41	\$30.79
Fargo, ND-MN MetroSA		ANNUAL:	\$56,490	\$44,180	\$46,380	\$56,060	\$62,130	\$70,100
Employment:	30	HOURLY:	\$27.16	\$21.24	\$22.30	\$26.95	\$29.87	\$33.70
Grand Forks, ND-MN MetroSA		ANNUAL:	\$53,360	\$46,010	\$47,160	\$52,830	\$58,330	\$61,300
Employment:	20	HOURLY:	\$25.65	\$22.12	\$22.68	\$25.40	\$28.05	\$29.47
West ND Nonmetro Area		ANNUAL:	\$55,290	\$46,380	\$49,060	\$55,430	\$60,050	\$63,750
Employment:	40	HOURLY:	\$26.58	\$22.30	\$23.59	\$26.65	\$28.87	\$30.65

33-9094 School Bus Monitors**Alternate Job Title(s):** Bus Monitor

Maintain order among students on a school bus. Duties include helping students safely board and exit and communicating behavioral problems. May perform pretrip and posttrip inspections and prepare for and assist in emergency evacuations.

North Dakota		ANNUAL:	\$37,300	\$33,920	\$33,970	\$37,470	\$41,340	\$42,810
Employment:	150	HOURLY:	\$17.93	\$16.31	\$16.33	\$18.01	\$19.88	\$20.58
Region 2		ANNUAL:	\$43,410	\$37,160	\$42,810	\$42,810	\$46,920	\$46,920
Employment:	20	HOURLY:	\$20.87	\$17.87	\$20.58	\$20.58	\$22.56	\$22.56
Region 7		ANNUAL:	\$36,480	\$33,970	\$33,970	\$34,860	\$38,970	\$38,970
Employment:	60	HOURLY:	\$17.54	\$16.33	\$16.33	\$16.76	\$18.73	\$18.73
Bismarck, ND MetroSA		ANNUAL:	\$36,620	\$33,970	\$33,970	\$38,970	\$38,970	\$38,970
Employment:	50	HOURLY:	\$17.61	\$16.33	\$16.33	\$18.74	\$18.74	\$18.74
West ND Nonmetro Area		ANNUAL:	\$42,400	\$35,260	\$42,810	\$42,810	\$46,920	\$46,920
Employment:	20	HOURLY:	\$20.38	\$16.95	\$20.58	\$20.58	\$22.56	\$22.56

'N/A' indicates data or information cannot be released due to reliability, availability, or confidentiality restrictions. Since a portion of substate employment is not attributed to a region, substate areas will NOT add up to statewide totals. Rounding and the absence of suppressed data may also affect additivity.

			WAGE ESTIMATES					
			Average (Mean)	10th Percentile	25th Percentile	50th Percentile (Median)	75th Percentile	90th Percentile
33-9099 Protective Service Workers, All Other								
Alternate Job Title(s): Warrant Server								
All protective service workers not listed separately.								
North Dakota		ANNUAL:	\$48,680	\$35,360	\$40,100	\$47,360	\$55,310	\$63,960
Employment: 250		HOURLY:	\$23.41	\$17.00	\$19.28	\$22.77	\$26.59	\$30.75
Region 1		ANNUAL:	\$44,700	\$35,630	\$35,630	\$37,690	\$54,080	\$63,910
Employment: 40		HOURLY:	\$21.49	\$17.13	\$17.13	\$18.12	\$26.00	\$30.73
Region 3		ANNUAL:	\$46,720	\$25,970	\$25,970	\$48,570	\$62,960	\$63,960
Employment: 20		HOURLY:	\$22.46	\$12.48	\$12.48	\$23.35	\$30.27	\$30.75
Region 4		ANNUAL:	\$47,030	\$32,790	\$35,600	\$47,630	\$58,200	\$62,960
Employment: 20		HOURLY:	\$22.61	\$15.76	\$17.11	\$22.90	\$27.98	\$30.27
Region 5		ANNUAL:	\$52,870	\$41,540	\$46,620	\$47,790	\$62,960	\$72,800
Employment: 40		HOURLY:	\$25.42	\$19.97	\$22.41	\$22.98	\$30.27	\$35.00
Region 7		ANNUAL:	\$49,750	\$37,940	\$42,370	\$48,220	\$53,850	\$63,610
Employment: 100		HOURLY:	\$23.92	\$18.24	\$20.37	\$23.18	\$25.89	\$30.58
Bismarck, ND MetroSA		ANNUAL:	\$50,080	\$39,080	\$42,430	\$48,220	\$53,390	\$64,330
Employment: 90		HOURLY:	\$24.08	\$18.79	\$20.40	\$23.18	\$25.67	\$30.93
Fargo, ND-MN MetroSA		ANNUAL:	\$49,060	\$39,320	\$39,320	\$46,620	\$56,800	\$65,810
Employment: 50		HOURLY:	\$23.59	\$18.91	\$18.91	\$22.42	\$27.31	\$31.64
Grand Forks, ND-MN MetroSA		ANNUAL:	\$41,770	\$32,790	\$34,310	\$39,620	\$47,630	\$59,190
Employment: 20		HOURLY:	\$20.08	\$15.76	\$16.49	\$19.05	\$22.90	\$28.46
West ND Nonmetro Area		ANNUAL:	\$46,050	\$35,630	\$35,630	\$44,300	\$54,080	\$63,910
Employment: 70		HOURLY:	\$22.14	\$17.13	\$17.13	\$21.30	\$26.00	\$30.73
East ND Nonmetro Area		ANNUAL:	\$47,590	\$25,970	\$34,570	\$47,710	\$62,960	\$63,960
Employment: 40		HOURLY:	\$22.88	\$12.48	\$16.62	\$22.94	\$30.27	\$30.75

'N/A' indicates data or information cannot be released due to reliability, availability, or confidentiality restrictions. Since a portion of substate employment is not attributed to a region, substate areas will NOT add up to statewide totals. Rounding and the absence of suppressed data may also affect additivity.

		WAGE ESTIMATES					
		Average (Mean)	10th Percentile	25th Percentile	50th Percentile (Median)	75th Percentile	90th Percentile
35-0000 Food Preparation and Serving Related Occupations							
Alternate Job Title(s): N/A							
North Dakota Employment: 34,880	ANNUAL:	\$33,400	\$21,320	\$27,480	\$30,150	\$36,870	\$46,120
	HOURLY:	\$16.06	\$10.25	\$13.21	\$14.49	\$17.73	\$22.17
Region 1 Employment: 2,330	ANNUAL:	\$33,650	\$21,390	\$27,330	\$30,010	\$37,020	\$46,530
	HOURLY:	\$16.18	\$10.28	\$13.14	\$14.43	\$17.80	\$22.37
Region 2 Employment: 4,280	ANNUAL:	\$33,210	\$21,690	\$27,380	\$29,930	\$36,740	\$45,710
	HOURLY:	\$15.97	\$10.43	\$13.16	\$14.39	\$17.66	\$21.97
Region 3 Employment: 1,350	ANNUAL:	\$33,260	\$21,510	\$26,740	\$30,080	\$36,860	\$46,310
	HOURLY:	\$15.99	\$10.34	\$12.86	\$14.46	\$17.72	\$22.26
Region 4 Employment: 4,410	ANNUAL:	\$33,150	\$21,280	\$27,130	\$30,130	\$36,740	\$45,790
	HOURLY:	\$15.94	\$10.23	\$13.04	\$14.49	\$17.66	\$22.01
Region 5 Employment: 11,530	ANNUAL:	\$33,820	\$21,220	\$27,870	\$30,640	\$37,030	\$46,860
	HOURLY:	\$16.26	\$10.20	\$13.40	\$14.73	\$17.80	\$22.53
Region 6 Employment: 1,970	ANNUAL:	\$33,120	\$21,690	\$27,210	\$30,080	\$36,860	\$45,530
	HOURLY:	\$15.92	\$10.43	\$13.08	\$14.46	\$17.72	\$21.89
Region 7 Employment: 7,130	ANNUAL:	\$33,100	\$21,210	\$27,420	\$30,010	\$36,600	\$45,760
	HOURLY:	\$15.91	\$10.20	\$13.18	\$14.43	\$17.59	\$22.00
Region 8 Employment: 1,850	ANNUAL:	\$33,140	\$21,560	\$27,220	\$29,960	\$36,900	\$46,100
	HOURLY:	\$15.93	\$10.37	\$13.08	\$14.41	\$17.74	\$22.16
Bismarck, ND MetroSA Employment: 6,450	ANNUAL:	\$33,100	\$21,170	\$27,550	\$30,010	\$36,590	\$45,760
	HOURLY:	\$15.91	\$10.18	\$13.25	\$14.43	\$17.59	\$22.00
Fargo, ND-MN MetroSA Employment: 12,330	ANNUAL:	\$33,550	\$21,570	\$27,720	\$30,550	\$36,950	\$46,190
	HOURLY:	\$16.13	\$10.37	\$13.33	\$14.69	\$17.77	\$22.21
Grand Forks, ND-MN MetroSA Employment: 5,030	ANNUAL:	\$32,650	\$21,480	\$26,670	\$29,900	\$36,180	\$45,060
	HOURLY:	\$15.70	\$10.33	\$12.82	\$14.37	\$17.40	\$21.66
West ND Nonmetro Area Employment: 9,140	ANNUAL:	\$33,300	\$21,560	\$27,300	\$29,960	\$36,860	\$46,000
	HOURLY:	\$16.01	\$10.36	\$13.13	\$14.40	\$17.72	\$22.12
East ND Nonmetro Area Employment: 4,980	ANNUAL:	\$33,130	\$21,610	\$26,980	\$30,070	\$36,860	\$45,710
	HOURLY:	\$15.93	\$10.39	\$12.97	\$14.46	\$17.72	\$21.98

'N/A' indicates data or information cannot be released due to reliability, availability, or confidentiality restrictions. Since a portion of substate employment is not attributed to a region, substate areas will NOT add up to statewide totals. Rounding and the absence of suppressed data may also affect additivity.

			WAGE ESTIMATES					
			Average (Mean)	10th Percentile	25th Percentile	50th Percentile (Median)	75th Percentile	90th Percentile
35-1011 Chefs and Head Cooks								
Alternate Job Title(s): Executive Chef; Pastry Chef; Sous Chef								
Direct and may participate in the preparation, seasoning, and cooking of salads, soups, fish, meats, vegetables, desserts, or other foods. May plan and price menu items, order supplies, and keep records and accounts.								
North Dakota		ANNUAL:	\$70,920	\$45,250	\$50,830	\$75,400	\$80,270	\$93,600
Employment:	120	HOURLY:	\$34.10	\$21.76	\$24.44	\$36.25	\$38.59	\$45.00
Region 1		ANNUAL:	\$80,040	\$75,400	\$75,400	\$78,180	\$93,600	\$93,600
Employment:	10	HOURLY:	\$38.48	\$36.25	\$36.25	\$37.59	\$45.00	\$45.00
Region 4		ANNUAL:	\$64,700	\$43,540	\$49,400	\$72,110	\$75,400	\$86,460
Employment:	20	HOURLY:	\$31.11	\$20.93	\$23.75	\$34.67	\$36.25	\$41.57
Region 5		ANNUAL:	\$67,830	\$50,390	\$50,390	\$61,970	\$77,870	\$93,220
Employment:	30	HOURLY:	\$32.61	\$24.22	\$24.22	\$29.79	\$37.44	\$44.82
Region 6		ANNUAL:	\$70,970	\$42,860	\$61,860	\$77,090	\$77,230	\$93,600
Employment:	10	HOURLY:	\$34.12	\$20.61	\$29.74	\$37.06	\$37.13	\$45.00
Fargo, ND-MN MetroSA		ANNUAL:	\$60,330	\$38,920	\$50,390	\$53,700	\$75,090	\$93,220
Employment:	30	HOURLY:	\$29.00	\$18.71	\$24.23	\$25.82	\$36.10	\$44.82
Grand Forks, ND-MN MetroSA		ANNUAL:	\$59,020	\$37,330	\$43,540	\$52,950	\$72,170	\$86,460
Employment:	20	HOURLY:	\$28.38	\$17.95	\$20.93	\$25.46	\$34.70	\$41.57
West ND Nonmetro Area		ANNUAL:	\$78,020	\$56,040	\$75,400	\$78,040	\$93,600	\$93,600
Employment:	N/A	HOURLY:	\$37.51	\$26.94	\$36.25	\$37.52	\$45.00	\$45.00
East ND Nonmetro Area		ANNUAL:	\$74,020	\$42,860	\$75,400	\$77,090	\$93,600	\$93,600
Employment:	30	HOURLY:	\$35.59	\$20.61	\$36.25	\$37.06	\$45.00	\$45.00

'N/A' indicates data or information cannot be released due to reliability, availability, or confidentiality restrictions. Since a portion of substate employment is not attributed to a region, substate areas will NOT add up to statewide totals. Rounding and the absence of suppressed data may also affect additivity.

		WAGE ESTIMATES						
		Average (Mean)	10th Percentile	25th Percentile	50th Percentile (Median)	75th Percentile	90th Percentile	
35-1012 First-Line Supervisors of Food Preparation and Serving Workers								
Alternate Job Title(s): Banquet Supervisor; Bar Manager; Kitchen Supervisor								
Directly supervise and coordinate activities of workers engaged in preparing and serving food.								
North Dakota		ANNUAL:	\$46,050	\$31,720	\$39,210	\$44,970	\$50,640	\$60,050
Employment:	2,140	HOURLY:	\$22.14	\$15.25	\$18.85	\$21.62	\$24.35	\$28.87
Region 1		ANNUAL:	\$45,320	\$31,240	\$41,220	\$44,060	\$49,770	\$59,190
Employment:	130	HOURLY:	\$21.79	\$15.02	\$19.82	\$21.18	\$23.93	\$28.46
Region 2		ANNUAL:	\$45,820	\$31,710	\$39,350	\$45,650	\$51,240	\$59,860
Employment:	260	HOURLY:	\$22.03	\$15.24	\$18.92	\$21.95	\$24.64	\$28.78
Region 3		ANNUAL:	\$47,160	\$35,980	\$39,370	\$45,710	\$49,260	\$62,200
Employment:	80	HOURLY:	\$22.67	\$17.30	\$18.93	\$21.98	\$23.68	\$29.90
Region 4		ANNUAL:	\$45,380	\$34,530	\$38,420	\$44,970	\$50,130	\$59,040
Employment:	260	HOURLY:	\$21.82	\$16.60	\$18.47	\$21.62	\$24.10	\$28.38
Region 5		ANNUAL:	\$46,610	\$31,130	\$39,490	\$45,090	\$53,360	\$60,650
Employment:	690	HOURLY:	\$22.41	\$14.97	\$18.98	\$21.68	\$25.65	\$29.16
Region 6		ANNUAL:	\$47,360	\$31,950	\$38,990	\$45,200	\$53,160	\$60,160
Employment:	110	HOURLY:	\$22.77	\$15.36	\$18.74	\$21.73	\$25.56	\$28.92
Region 7		ANNUAL:	\$45,460	\$30,880	\$38,720	\$43,760	\$49,270	\$59,480
Employment:	480	HOURLY:	\$21.85	\$14.85	\$18.61	\$21.04	\$23.69	\$28.59
Region 8		ANNUAL:	\$45,620	\$31,730	\$40,110	\$45,690	\$48,780	\$59,490
Employment:	130	HOURLY:	\$21.93	\$15.25	\$19.28	\$21.97	\$23.45	\$28.60
Bismarck, ND MetroSA		ANNUAL:	\$45,460	\$31,160	\$38,720	\$43,670	\$49,030	\$59,540
Employment:	440	HOURLY:	\$21.86	\$14.98	\$18.61	\$21.00	\$23.57	\$28.62
Fargo, ND-MN MetroSA		ANNUAL:	\$45,360	\$30,680	\$37,560	\$44,280	\$50,460	\$60,650
Employment:	810	HOURLY:	\$21.81	\$14.75	\$18.06	\$21.29	\$24.26	\$29.16
Grand Forks, ND-MN MetroSA		ANNUAL:	\$44,100	\$33,280	\$37,730	\$43,120	\$48,610	\$58,830
Employment:	330	HOURLY:	\$21.20	\$16.00	\$18.14	\$20.73	\$23.37	\$28.29
West ND Nonmetro Area		ANNUAL:	\$45,630	\$31,060	\$39,500	\$45,360	\$50,640	\$59,490
Employment:	550	HOURLY:	\$21.94	\$14.93	\$18.99	\$21.81	\$24.35	\$28.60
East ND Nonmetro Area		ANNUAL:	\$47,380	\$34,290	\$39,370	\$45,710	\$53,160	\$61,370
Employment:	260	HOURLY:	\$22.78	\$16.49	\$18.93	\$21.98	\$25.56	\$29.51

'N/A' indicates data or information cannot be released due to reliability, availability, or confidentiality restrictions. Since a portion of substate employment is not attributed to a region, substate areas will NOT add up to statewide totals. Rounding and the absence of suppressed data may also affect additivity.

			WAGE ESTIMATES					
			Average (Mean)	10th Percentile	25th Percentile	50th Percentile (Median)	75th Percentile	90th Percentile
35-2011 Cooks, Fast Food								
Alternate Job Title(s): Fast Food Fry Cook								
Prepare and cook food in a fast food restaurant with a limited menu. Duties of these cooks are limited to preparation of a few basic items and normally involve operating large-volume single-purpose cooking equipment.								
North Dakota		ANNUAL:	\$30,590	\$24,740	\$27,470	\$29,140	\$34,650	\$36,400
Employment:	890	HOURLY:	\$14.71	\$11.89	\$13.21	\$14.01	\$16.66	\$17.50
Region 1		ANNUAL:	\$29,780	\$26,690	\$26,700	\$27,610	\$31,200	\$36,390
Employment:	80	HOURLY:	\$14.32	\$12.83	\$12.83	\$13.27	\$15.00	\$17.50
Region 2		ANNUAL:	\$30,260	\$24,120	\$27,550	\$28,570	\$33,710	\$36,410
Employment:	150	HOURLY:	\$14.55	\$11.60	\$13.24	\$13.74	\$16.20	\$17.50
Region 5		ANNUAL:	\$32,260	\$26,870	\$28,210	\$29,770	\$34,910	\$38,110
Employment:	200	HOURLY:	\$15.51	\$12.92	\$13.56	\$14.31	\$16.78	\$18.32
Region 6		ANNUAL:	\$29,560	\$23,960	\$26,980	\$27,870	\$32,240	\$35,610
Employment:	70	HOURLY:	\$14.21	\$11.52	\$12.97	\$13.40	\$15.50	\$17.12
Region 7		ANNUAL:	\$30,870	\$26,380	\$27,600	\$29,790	\$34,510	\$35,740
Employment:	170	HOURLY:	\$14.84	\$12.68	\$13.27	\$14.32	\$16.59	\$17.18
Bismarck, ND MetroSA		ANNUAL:	\$31,140	\$26,660	\$28,290	\$29,790	\$34,520	\$35,740
Employment:	150	HOURLY:	\$14.97	\$12.82	\$13.60	\$14.32	\$16.60	\$17.18
Fargo, ND-MN MetroSA		ANNUAL:	\$31,720	\$24,920	\$28,560	\$30,040	\$34,910	\$37,430
Employment:	240	HOURLY:	\$15.25	\$11.98	\$13.73	\$14.44	\$16.78	\$18.00
West ND Nonmetro Area		ANNUAL:	\$29,970	\$24,120	\$27,100	\$28,030	\$31,570	\$36,400
Employment:	330	HOURLY:	\$14.41	\$11.60	\$13.03	\$13.48	\$15.18	\$17.50
East ND Nonmetro Area		ANNUAL:	\$29,350	\$23,960	\$26,980	\$27,490	\$31,200	\$35,610
Employment:	160	HOURLY:	\$14.11	\$11.52	\$12.97	\$13.22	\$15.00	\$17.12

'N/A' indicates data or information cannot be released due to reliability, availability, or confidentiality restrictions. Since a portion of substate employment is not attributed to a region, substate areas will NOT add up to statewide totals. Rounding and the absence of suppressed data may also affect additivity.

		WAGE ESTIMATES						
		Average (Mean)	10th Percentile	25th Percentile	50th Percentile (Median)	75th Percentile	90th Percentile	
35-2012 Cooks, Institution and Cafeteria								
Alternate Job Title(s): Camp Cook; Galley Cook; Mess Cook; School Cook								
Prepare and cook large quantities of food for institutions, such as schools, hospitals, or cafeterias.								
North Dakota		ANNUAL:	\$38,650	\$30,410	\$34,790	\$37,340	\$42,930	\$46,370
Employment:	2,660	HOURLY:	\$18.58	\$14.62	\$16.73	\$17.95	\$20.64	\$22.30
Region 1		ANNUAL:	\$41,260	\$33,110	\$37,400	\$37,960	\$45,110	\$49,970
Employment:	150	HOURLY:	\$19.84	\$15.92	\$17.98	\$18.25	\$21.69	\$24.03
Region 2		ANNUAL:	\$40,780	\$31,430	\$36,090	\$38,620	\$44,800	\$54,910
Employment:	340	HOURLY:	\$19.61	\$15.11	\$17.35	\$18.57	\$21.54	\$26.40
Region 3		ANNUAL:	\$37,900	\$29,170	\$33,430	\$36,840	\$42,230	\$46,370
Employment:	180	HOURLY:	\$18.22	\$14.03	\$16.07	\$17.71	\$20.30	\$22.30
Region 4		ANNUAL:	\$38,940	\$30,630	\$34,790	\$38,280	\$41,940	\$46,450
Employment:	370	HOURLY:	\$18.72	\$14.72	\$16.73	\$18.41	\$20.16	\$22.33
Region 5		ANNUAL:	\$37,510	\$28,310	\$34,030	\$37,300	\$40,140	\$44,910
Employment:	750	HOURLY:	\$18.03	\$13.61	\$16.36	\$17.93	\$19.30	\$21.59
Region 6		ANNUAL:	\$37,050	\$28,480	\$31,640	\$37,270	\$41,830	\$45,120
Employment:	270	HOURLY:	\$17.81	\$13.69	\$15.21	\$17.92	\$20.11	\$21.69
Region 7		ANNUAL:	\$38,850	\$31,200	\$35,400	\$37,410	\$43,480	\$46,700
Employment:	460	HOURLY:	\$18.68	\$15.00	\$17.02	\$17.98	\$20.90	\$22.45
Region 8		ANNUAL:	\$39,190	\$31,410	\$35,690	\$38,610	\$43,000	\$48,200
Employment:	140	HOURLY:	\$18.84	\$15.10	\$17.16	\$18.56	\$20.67	\$23.18
Bismarck, ND MetroSA		ANNUAL:	\$38,840	\$31,200	\$34,240	\$37,580	\$43,440	\$46,710
Employment:	340	HOURLY:	\$18.67	\$15.00	\$16.46	\$18.07	\$20.88	\$22.46
Fargo, ND-MN MetroSA		ANNUAL:	\$37,840	\$30,540	\$34,030	\$37,300	\$40,140	\$44,960
Employment:	700	HOURLY:	\$18.19	\$14.69	\$16.36	\$17.94	\$19.30	\$21.62
Grand Forks, ND-MN MetroSA		ANNUAL:	\$39,370	\$30,870	\$34,790	\$38,880	\$42,460	\$47,910
Employment:	320	HOURLY:	\$18.93	\$14.84	\$16.73	\$18.69	\$20.41	\$23.03
West ND Nonmetro Area		ANNUAL:	\$40,260	\$31,430	\$35,950	\$37,960	\$44,270	\$49,970
Employment:	760	HOURLY:	\$19.36	\$15.11	\$17.28	\$18.25	\$21.28	\$24.03
East ND Nonmetro Area		ANNUAL:	\$37,280	\$28,410	\$32,810	\$36,900	\$41,120	\$45,680
Employment:	700	HOURLY:	\$17.93	\$13.66	\$15.78	\$17.74	\$19.77	\$21.96

'N/A' indicates data or information cannot be released due to reliability, availability, or confidentiality restrictions. Since a portion of substate employment is not attributed to a region, substate areas will NOT add up to statewide totals. Rounding and the absence of suppressed data may also affect additivity.

		WAGE ESTIMATES						
		Average (Mean)	10th Percentile	25th Percentile	50th Percentile (Median)	75th Percentile	90th Percentile	
35-2014 Cooks, Restaurant								
Alternate Job Title(s): Banquet Cook; Line Cook; Saucier								
Prepare, season, and cook dishes such as soups, meats, vegetables, or desserts in restaurants. May order supplies, keep records and accounts, price items on menu, or plan menu.								
North Dakota		ANNUAL:	\$34,920	\$25,560	\$30,110	\$35,340	\$38,420	\$44,090
Employment: 4,130		HOURLY:	\$16.79	\$12.29	\$14.48	\$16.99	\$18.47	\$21.20
Region 1		ANNUAL:	\$35,300	\$23,760	\$30,010	\$35,340	\$39,650	\$45,300
Employment: 320		HOURLY:	\$16.97	\$11.42	\$14.43	\$16.99	\$19.06	\$21.78
Region 2		ANNUAL:	\$34,830	\$22,050	\$30,110	\$35,340	\$37,980	\$44,620
Employment: 430		HOURLY:	\$16.75	\$10.60	\$14.48	\$16.99	\$18.26	\$21.45
Region 3		ANNUAL:	\$33,790	\$21,510	\$29,810	\$34,390	\$37,690	\$44,960
Employment: 160		HOURLY:	\$16.25	\$10.34	\$14.33	\$16.53	\$18.12	\$21.61
Region 4		ANNUAL:	\$34,140	\$23,910	\$29,980	\$35,340	\$38,080	\$42,940
Employment: 530		HOURLY:	\$16.41	\$11.49	\$14.41	\$16.99	\$18.31	\$20.64
Region 5		ANNUAL:	\$35,820	\$28,590	\$30,790	\$36,080	\$40,310	\$44,070
Employment: 1,400		HOURLY:	\$17.22	\$13.74	\$14.80	\$17.34	\$19.38	\$21.19
Region 6		ANNUAL:	\$33,270	\$21,430	\$28,450	\$31,950	\$37,650	\$45,530
Employment: 230		HOURLY:	\$15.99	\$10.30	\$13.68	\$15.36	\$18.10	\$21.89
Region 7		ANNUAL:	\$34,630	\$27,370	\$29,500	\$34,970	\$38,220	\$42,850
Employment: 830		HOURLY:	\$16.65	\$13.16	\$14.18	\$16.81	\$18.38	\$20.60
Region 8		ANNUAL:	\$34,460	\$22,030	\$30,010	\$34,820	\$37,060	\$45,050
Employment: 230		HOURLY:	\$16.57	\$10.59	\$14.43	\$16.74	\$17.82	\$21.66
Bismarck, ND MetroSA		ANNUAL:	\$34,860	\$28,430	\$29,570	\$34,980	\$38,420	\$42,280
Employment: 730		HOURLY:	\$16.76	\$13.67	\$14.22	\$16.82	\$18.47	\$20.33
Fargo, ND-MN MetroSA		ANNUAL:	\$35,940	\$28,870	\$30,820	\$36,190	\$39,890	\$44,070
Employment: 1,450		HOURLY:	\$17.28	\$13.88	\$14.82	\$17.40	\$19.18	\$21.19
Grand Forks, ND-MN MetroSA		ANNUAL:	\$34,860	\$28,330	\$30,210	\$35,670	\$38,050	\$43,470
Employment: 580		HOURLY:	\$16.76	\$13.62	\$14.52	\$17.15	\$18.30	\$20.90
West ND Nonmetro Area		ANNUAL:	\$34,720	\$22,030	\$30,010	\$35,250	\$37,960	\$44,820
Employment: 1,080		HOURLY:	\$16.69	\$10.59	\$14.43	\$16.95	\$18.25	\$21.55
East ND Nonmetro Area		ANNUAL:	\$33,110	\$21,430	\$27,680	\$31,550	\$37,650	\$44,960
Employment: 600		HOURLY:	\$15.92	\$10.30	\$13.31	\$15.17	\$18.10	\$21.62

35-2015 Cooks, Short Order**Alternate Job Title(s):** Griddle Cook

Prepare and cook to order a variety of foods that require only a short preparation time. May take orders from customers and serve patrons at counters or tables. Excludes Cooks, Fast Food (35-2011).

North Dakota		ANNUAL:	\$41,330	\$27,250	\$36,400	\$37,700	\$45,510	\$65,550
Employment: 60		HOURLY:	\$19.87	\$13.10	\$17.50	\$18.13	\$21.88	\$31.51

'N/A' indicates data or information cannot be released due to reliability, availability, or confidentiality restrictions. Since a portion of substate employment is not attributed to a region, substate areas will NOT add up to statewide totals. Rounding and the absence of suppressed data may also affect additivity.

		WAGE ESTIMATES						
		Average (Mean)	10th Percentile	25th Percentile	50th Percentile (Median)	75th Percentile	90th Percentile	
35-2019 Cooks, All Other								
Alternate Job Title(s): Falafel Cart Cook; Fraternity House Cook								
All cooks not listed separately.								
North Dakota		ANNUAL:	\$35,200	\$24,910	\$33,340	\$35,980	\$36,700	\$42,510
Employment:	160	HOURLY:	\$16.93	\$11.98	\$16.03	\$17.30	\$17.65	\$20.44
Region 5		ANNUAL:	\$35,280	\$33,590	\$33,740	\$36,700	\$36,700	\$38,590
Employment:	60	HOURLY:	\$16.96	\$16.15	\$16.22	\$17.65	\$17.65	\$18.55
Fargo, ND-MN MetroSA		ANNUAL:	\$34,940	\$29,330	\$33,740	\$35,800	\$36,700	\$38,590
Employment:	60	HOURLY:	\$16.80	\$14.10	\$16.22	\$17.21	\$17.65	\$18.55
Grand Forks, ND-MN MetroSA		ANNUAL:	\$37,120	\$29,290	\$33,080	\$35,980	\$35,980	\$48,020
Employment:	30	HOURLY:	\$17.84	\$14.08	\$15.90	\$17.30	\$17.30	\$23.09
West ND Nonmetro Area		ANNUAL:	\$33,760	\$24,910	\$24,910	\$33,870	\$36,860	\$43,370
Employment:	40	HOURLY:	\$16.23	\$11.98	\$11.98	\$16.28	\$17.72	\$20.85
East ND Nonmetro Area		ANNUAL:	\$35,560	\$24,910	\$24,910	\$33,740	\$42,510	\$53,610
Employment:	20	HOURLY:	\$17.10	\$11.98	\$11.98	\$16.22	\$20.44	\$25.77

35-2021 Food Preparation Workers

Alternate Job Title(s): Fruit and Vegetable Parer; Salad Maker; Sandwich Maker

Perform a variety of food preparation duties other than cooking, such as preparing cold foods and shellfish, slicing meat, and brewing coffee or tea.

North Dakota		ANNUAL:	\$35,190	\$28,330	\$31,320	\$34,390	\$36,280	\$43,230
Employment:	620	HOURLY:	\$16.92	\$13.62	\$15.06	\$16.54	\$17.44	\$20.78
Region 1		ANNUAL:	\$35,080	\$28,980	\$33,410	\$35,250	\$36,030	\$42,860
Employment:	50	HOURLY:	\$16.86	\$13.93	\$16.06	\$16.95	\$17.32	\$20.60
Region 2		ANNUAL:	\$33,940	\$24,960	\$30,880	\$35,250	\$36,040	\$41,590
Employment:	60	HOURLY:	\$16.32	\$12.00	\$14.85	\$16.95	\$17.32	\$19.99
Region 4		ANNUAL:	\$33,620	\$28,180	\$30,450	\$33,430	\$35,860	\$40,040
Employment:	110	HOURLY:	\$16.16	\$13.55	\$14.64	\$16.07	\$17.24	\$19.25
Region 5		ANNUAL:	\$36,650	\$28,520	\$31,320	\$35,140	\$38,180	\$45,760
Employment:	210	HOURLY:	\$17.62	\$13.71	\$15.06	\$16.90	\$18.35	\$22.00
Region 7		ANNUAL:	\$35,300	\$30,760	\$32,230	\$34,230	\$36,280	\$42,780
Employment:	140	HOURLY:	\$16.97	\$14.79	\$15.50	\$16.46	\$17.44	\$20.57
Bismarck, ND MetroSA		ANNUAL:	\$35,450	\$30,760	\$32,710	\$34,230	\$36,280	\$42,780
Employment:	140	HOURLY:	\$17.04	\$14.79	\$15.73	\$16.46	\$17.44	\$20.57
Fargo, ND-MN MetroSA		ANNUAL:	\$35,690	\$27,690	\$30,750	\$35,230	\$38,180	\$44,020
Employment:	430	HOURLY:	\$17.16	\$13.31	\$14.78	\$16.94	\$18.36	\$21.16
Grand Forks, ND-MN MetroSA		ANNUAL:	\$33,070	\$27,030	\$28,700	\$33,430	\$35,860	\$39,610
Employment:	220	HOURLY:	\$15.90	\$13.00	\$13.80	\$16.07	\$17.24	\$19.05
West ND Nonmetro Area		ANNUAL:	\$34,030	\$24,960	\$31,200	\$35,250	\$36,030	\$42,850
Employment:	130	HOURLY:	\$16.36	\$12.00	\$15.00	\$16.95	\$17.32	\$20.60
East ND Nonmetro Area		ANNUAL:	\$34,610	\$28,980	\$30,550	\$34,590	\$36,140	\$36,230
Employment:	50	HOURLY:	\$16.64	\$13.93	\$14.69	\$16.63	\$17.38	\$17.42

'N/A' indicates data or information cannot be released due to reliability, availability, or confidentiality restrictions. Since a portion of substate employment is not attributed to a region, substate areas will NOT add up to statewide totals. Rounding and the absence of suppressed data may also affect additivity.

		WAGE ESTIMATES						
		Average (Mean)	10th Percentile	25th Percentile	50th Percentile (Median)	75th Percentile	90th Percentile	
35-3011 Bartenders								
Alternate Job Title(s): Barkeep; Mixologist; Taproom Attendant								
Mix and serve drinks to patrons, directly or through waitstaff.								
North Dakota		ANNUAL:	\$31,460	\$17,630	\$21,300	\$27,970	\$33,890	\$50,000
Employment:	4,370	HOURLY:	\$15.13	\$8.48	\$10.24	\$13.45	\$16.29	\$24.04
Region 1		ANNUAL:	\$30,770	\$16,900	\$21,390	\$27,920	\$30,760	\$49,340
Employment:	310	HOURLY:	\$14.79	\$8.13	\$10.28	\$13.42	\$14.79	\$23.72
Region 2		ANNUAL:	\$31,020	\$17,790	\$21,490	\$27,970	\$30,600	\$48,730
Employment:	600	HOURLY:	\$14.92	\$8.55	\$10.33	\$13.45	\$14.71	\$23.43
Region 3		ANNUAL:	\$30,950	\$18,240	\$22,150	\$28,990	\$30,990	\$47,840
Employment:	240	HOURLY:	\$14.88	\$8.77	\$10.65	\$13.94	\$14.90	\$23.00
Region 4		ANNUAL:	\$32,450	\$17,760	\$21,620	\$28,860	\$34,880	\$57,340
Employment:	530	HOURLY:	\$15.60	\$8.54	\$10.40	\$13.87	\$16.77	\$27.57
Region 5		ANNUAL:	\$31,720	\$17,500	\$18,720	\$27,920	\$34,920	\$56,980
Employment:	1,460	HOURLY:	\$15.25	\$8.41	\$9.00	\$13.42	\$16.79	\$27.39
Region 6		ANNUAL:	\$31,630	\$17,650	\$21,800	\$28,910	\$30,990	\$49,550
Employment:	260	HOURLY:	\$15.20	\$8.48	\$10.48	\$13.90	\$14.90	\$23.82
Region 7		ANNUAL:	\$31,000	\$17,530	\$21,050	\$27,450	\$33,680	\$50,460
Employment:	710	HOURLY:	\$14.90	\$8.43	\$10.12	\$13.20	\$16.19	\$24.26
Region 8		ANNUAL:	\$31,440	\$17,340	\$21,550	\$27,920	\$33,400	\$48,890
Employment:	260	HOURLY:	\$15.11	\$8.34	\$10.36	\$13.42	\$16.06	\$23.50
Bismarck, ND MetroSA		ANNUAL:	\$31,350	\$17,530	\$20,410	\$26,990	\$34,340	\$56,670
Employment:	580	HOURLY:	\$15.07	\$8.43	\$9.81	\$12.98	\$16.51	\$27.24
Fargo, ND-MN MetroSA		ANNUAL:	\$30,870	\$17,630	\$20,710	\$26,630	\$34,480	\$50,870
Employment:	1,470	HOURLY:	\$14.84	\$8.48	\$9.96	\$12.80	\$16.58	\$24.46
Grand Forks, ND-MN MetroSA		ANNUAL:	\$31,500	\$17,790	\$22,030	\$27,280	\$34,420	\$55,150
Employment:	580	HOURLY:	\$15.15	\$8.55	\$10.59	\$13.12	\$16.55	\$26.52
West ND Nonmetro Area		ANNUAL:	\$30,880	\$17,350	\$21,490	\$27,940	\$30,140	\$48,730
Employment:	1,300	HOURLY:	\$14.85	\$8.34	\$10.33	\$13.43	\$14.49	\$23.43
East ND Nonmetro Area		ANNUAL:	\$30,830	\$18,120	\$21,790	\$29,350	\$31,030	\$47,860
Employment:	800	HOURLY:	\$14.82	\$8.71	\$10.48	\$14.11	\$14.92	\$23.01

'N/A' indicates data or information cannot be released due to reliability, availability, or confidentiality restrictions. Since a portion of substate employment is not attributed to a region, substate areas will NOT add up to statewide totals. Rounding and the absence of suppressed data may also affect additivity.

		WAGE ESTIMATES						
		Average (Mean)	10th Percentile	25th Percentile	50th Percentile (Median)	75th Percentile	90th Percentile	
35-3023 Fast Food and Counter Workers								
Alternate Job Title(s): Barista; Cafeteria Server; Ice Cream Server; Mess Attendant; Snack Bar Attendant								
Perform duties such as taking orders and serving food and beverages. Serve customers at counter or from a steam table. May take payment. May prepare food and beverages. Counter attendants who also wait tables are included in Waiters and Waitresses (35-3031).								
North Dakota		ANNUAL:	\$29,430	\$21,890	\$27,850	\$29,510	\$30,970	\$35,940
Employment: 10,220		HOURLY:	\$14.15	\$10.52	\$13.39	\$14.19	\$14.89	\$17.28
Region 1		ANNUAL:	\$29,600	\$22,860	\$28,020	\$29,170	\$30,600	\$36,330
Employment: 650		HOURLY:	\$14.23	\$10.99	\$13.47	\$14.02	\$14.71	\$17.46
Region 2		ANNUAL:	\$29,740	\$22,860	\$27,800	\$29,230	\$30,510	\$35,940
Employment: 1,480		HOURLY:	\$14.30	\$10.99	\$13.36	\$14.05	\$14.67	\$17.28
Region 3		ANNUAL:	\$29,810	\$22,410	\$28,750	\$29,660	\$30,760	\$36,120
Employment: 330		HOURLY:	\$14.33	\$10.77	\$13.82	\$14.26	\$14.79	\$17.37
Region 4		ANNUAL:	\$28,690	\$21,280	\$24,440	\$29,090	\$30,760	\$35,240
Employment: 1,210		HOURLY:	\$13.80	\$10.23	\$11.75	\$13.99	\$14.79	\$16.94
Region 5		ANNUAL:	\$29,670	\$21,940	\$28,030	\$29,770	\$32,850	\$36,200
Employment: 3,220		HOURLY:	\$14.26	\$10.55	\$13.48	\$14.31	\$15.79	\$17.41
Region 6		ANNUAL:	\$29,680	\$22,950	\$27,990	\$29,660	\$31,430	\$36,100
Employment: 580		HOURLY:	\$14.27	\$11.03	\$13.46	\$14.26	\$15.11	\$17.35
Region 7		ANNUAL:	\$29,200	\$21,520	\$27,720	\$29,370	\$30,650	\$35,930
Employment: 2,160		HOURLY:	\$14.04	\$10.35	\$13.33	\$14.12	\$14.74	\$17.27
Region 8		ANNUAL:	\$29,100	\$22,610	\$27,380	\$29,230	\$30,360	\$35,650
Employment: 590		HOURLY:	\$13.99	\$10.87	\$13.16	\$14.05	\$14.60	\$17.14
Bismarck, ND MetroSA		ANNUAL:	\$29,210	\$21,520	\$27,880	\$29,370	\$30,470	\$35,930
Employment: 2,020		HOURLY:	\$14.04	\$10.35	\$13.40	\$14.12	\$14.65	\$17.28
Fargo, ND-MN MetroSA		ANNUAL:	\$29,760	\$22,020	\$27,920	\$29,770	\$33,130	\$36,010
Employment: 3,470		HOURLY:	\$14.31	\$10.59	\$13.43	\$14.31	\$15.93	\$17.31
Grand Forks, ND-MN MetroSA		ANNUAL:	\$28,800	\$21,320	\$26,850	\$29,000	\$30,760	\$35,200
Employment: 1,380		HOURLY:	\$13.85	\$10.25	\$12.91	\$13.94	\$14.79	\$16.93
West ND Nonmetro Area		ANNUAL:	\$29,540	\$22,790	\$27,800	\$29,230	\$30,520	\$36,280
Employment: 2,860		HOURLY:	\$14.20	\$10.96	\$13.36	\$14.05	\$14.67	\$17.44
East ND Nonmetro Area		ANNUAL:	\$29,790	\$22,870	\$28,290	\$29,690	\$31,330	\$36,110
Employment: 1,280		HOURLY:	\$14.32	\$10.99	\$13.60	\$14.27	\$15.06	\$17.36

'N/A' indicates data or information cannot be released due to reliability, availability, or confidentiality restrictions. Since a portion of substate employment is not attributed to a region, substate areas will NOT add up to statewide totals. Rounding and the absence of suppressed data may also affect additivity.

		WAGE ESTIMATES						
		Average (Mean)	10th Percentile	25th Percentile	50th Percentile (Median)	75th Percentile	90th Percentile	
35-3031 Waiters and Waitresses								
Alternate Job Title(s): Cocktail Server; Dining Car Server; Wine Steward								
Take orders and serve food and beverages to patrons at tables in dining establishment. Excludes Fast Food and Counter Workers (35-3023).								
North Dakota		ANNUAL:	\$35,210	\$18,000	\$21,190	\$29,540	\$44,890	\$60,950
Employment:	5,090	HOURLY:	\$16.93	\$8.66	\$10.19	\$14.20	\$21.58	\$29.30
Region 1		ANNUAL:	\$35,810	\$17,600	\$21,090	\$29,930	\$45,080	\$60,670
Employment:	380	HOURLY:	\$17.22	\$8.46	\$10.14	\$14.39	\$21.67	\$29.17
Region 2		ANNUAL:	\$35,370	\$17,550	\$21,370	\$29,560	\$45,080	\$60,550
Employment:	500	HOURLY:	\$17.01	\$8.44	\$10.27	\$14.21	\$21.67	\$29.11
Region 3		ANNUAL:	\$32,740	\$17,690	\$20,800	\$26,570	\$40,220	\$57,430
Employment:	180	HOURLY:	\$15.74	\$8.51	\$10.00	\$12.78	\$19.34	\$27.61
Region 4		ANNUAL:	\$34,010	\$18,020	\$21,220	\$28,980	\$43,640	\$60,170
Employment:	630	HOURLY:	\$16.35	\$8.66	\$10.20	\$13.93	\$20.98	\$28.93
Region 5		ANNUAL:	\$36,240	\$18,200	\$21,340	\$30,390	\$45,730	\$61,230
Employment:	1,880	HOURLY:	\$17.42	\$8.75	\$10.26	\$14.61	\$21.99	\$29.44
Region 6		ANNUAL:	\$34,270	\$17,620	\$18,680	\$26,740	\$45,080	\$61,130
Employment:	170	HOURLY:	\$16.47	\$8.47	\$8.98	\$12.86	\$21.67	\$29.39
Region 7		ANNUAL:	\$34,490	\$18,130	\$21,210	\$28,840	\$44,550	\$60,790
Employment:	1,120	HOURLY:	\$16.58	\$8.72	\$10.20	\$13.86	\$21.42	\$29.22
Region 8		ANNUAL:	\$34,890	\$17,640	\$21,400	\$27,280	\$44,420	\$61,840
Employment:	220	HOURLY:	\$16.78	\$8.48	\$10.29	\$13.12	\$21.35	\$29.73
Bismarck, ND MetroSA		ANNUAL:	\$34,460	\$18,140	\$21,210	\$28,840	\$44,550	\$60,790
Employment:	1,070	HOURLY:	\$16.57	\$8.72	\$10.20	\$13.86	\$21.42	\$29.22
Fargo, ND-MN MetroSA		ANNUAL:	\$35,050	\$18,550	\$21,640	\$29,910	\$44,890	\$60,970
Employment:	1,960	HOURLY:	\$16.85	\$8.92	\$10.41	\$14.38	\$21.58	\$29.31
Grand Forks, ND-MN MetroSA		ANNUAL:	\$31,710	\$18,110	\$22,030	\$23,560	\$35,540	\$54,390
Employment:	760	HOURLY:	\$15.24	\$8.71	\$10.59	\$11.33	\$17.09	\$26.15
West ND Nonmetro Area		ANNUAL:	\$35,420	\$17,580	\$21,090	\$29,350	\$45,080	\$60,670
Employment:	1,160	HOURLY:	\$17.03	\$8.45	\$10.14	\$14.11	\$21.67	\$29.17
East ND Nonmetro Area		ANNUAL:	\$33,770	\$17,690	\$20,800	\$27,320	\$40,220	\$59,980
Employment:	540	HOURLY:	\$16.24	\$8.51	\$10.00	\$13.14	\$19.34	\$28.84

'N/A' indicates data or information cannot be released due to reliability, availability, or confidentiality restrictions. Since a portion of substate employment is not attributed to a region, substate areas will NOT add up to statewide totals. Rounding and the absence of suppressed data may also affect additivity.

		WAGE ESTIMATES						
		Average (Mean)	10th Percentile	25th Percentile	50th Percentile (Median)	75th Percentile	90th Percentile	
35-3041 Food Servers, Nonrestaurant								
Alternate Job Title(s): Boat Hop; Hospital Food Service Worker; Room Service Food Server								
Serve food to individuals outside of a restaurant environment, such as in hotel rooms, hospital rooms, residential care facilities, or cars. Excludes Fast Food and Counter Workers (35-3023) and Door-to-Door Sales Workers, News and Street Vendors, and Related Workers (41-9091).								
North Dakota		ANNUAL:	\$32,950	\$27,730	\$28,240	\$33,780	\$36,110	\$37,310
Employment:	1,840	HOURLY:	\$15.84	\$13.33	\$13.58	\$16.24	\$17.36	\$17.94
Region 1		ANNUAL:	\$36,870	\$29,210	\$34,450	\$38,370	\$38,370	\$43,250
Employment:	40	HOURLY:	\$17.73	\$14.04	\$16.56	\$18.45	\$18.45	\$20.79
Region 2		ANNUAL:	\$31,290	\$28,070	\$28,070	\$30,110	\$35,840	\$37,050
Employment:	160	HOURLY:	\$15.04	\$13.49	\$13.49	\$14.48	\$17.23	\$17.81
Region 3		ANNUAL:	\$30,450	\$23,510	\$27,640	\$29,110	\$32,840	\$37,030
Employment:	50	HOURLY:	\$14.64	\$11.30	\$13.29	\$14.00	\$15.79	\$17.80
Region 4		ANNUAL:	\$33,200	\$27,690	\$27,740	\$35,390	\$36,370	\$36,870
Employment:	290	HOURLY:	\$15.96	\$13.31	\$13.34	\$17.01	\$17.49	\$17.73
Region 5		ANNUAL:	\$32,780	\$28,090	\$28,240	\$32,480	\$35,820	\$36,840
Employment:	690	HOURLY:	\$15.76	\$13.50	\$13.58	\$15.61	\$17.22	\$17.71
Region 6		ANNUAL:	\$31,120	\$23,510	\$27,800	\$29,360	\$36,870	\$37,310
Employment:	150	HOURLY:	\$14.96	\$11.30	\$13.36	\$14.12	\$17.72	\$17.94
Region 7		ANNUAL:	\$34,020	\$27,730	\$30,020	\$35,400	\$36,260	\$37,010
Employment:	390	HOURLY:	\$16.35	\$13.33	\$14.43	\$17.02	\$17.43	\$17.79
Region 8		ANNUAL:	\$34,740	\$28,000	\$29,340	\$36,630	\$37,010	\$42,740
Employment:	80	HOURLY:	\$16.70	\$13.46	\$14.10	\$17.61	\$17.79	\$20.55
Bismarck, ND MetroSA		ANNUAL:	\$34,120	\$27,730	\$30,020	\$35,400	\$36,260	\$38,580
Employment:	360	HOURLY:	\$16.40	\$13.33	\$14.43	\$17.02	\$17.43	\$18.55
Fargo, ND-MN MetroSA		ANNUAL:	\$32,890	\$28,090	\$28,240	\$33,230	\$35,820	\$38,850
Employment:	710	HOURLY:	\$15.81	\$13.50	\$13.58	\$15.98	\$17.22	\$18.68
Grand Forks, ND-MN MetroSA		ANNUAL:	\$33,070	\$27,690	\$28,370	\$34,860	\$35,620	\$36,870
Employment:	300	HOURLY:	\$15.90	\$13.31	\$13.64	\$16.76	\$17.12	\$17.73
West ND Nonmetro Area		ANNUAL:	\$33,040	\$28,070	\$28,370	\$32,610	\$36,930	\$38,370
Employment:	300	HOURLY:	\$15.88	\$13.49	\$13.64	\$15.68	\$17.76	\$18.45
East ND Nonmetro Area		ANNUAL:	\$31,400	\$23,510	\$27,880	\$29,470	\$36,800	\$37,140
Employment:	310	HOURLY:	\$15.10	\$11.30	\$13.40	\$14.17	\$17.69	\$17.86

'N/A' indicates data or information cannot be released due to reliability, availability, or confidentiality restrictions. Since a portion of substate employment is not attributed to a region, substate areas will NOT add up to statewide totals. Rounding and the absence of suppressed data may also affect additivity.

		WAGE ESTIMATES						
		Average (Mean)	10th Percentile	25th Percentile	50th Percentile (Median)	75th Percentile	90th Percentile	
35-9011 Dining Room and Cafeteria Attendants and Bartender Helpers								
Alternate Job Title(s): Bar Back; Busser; Lunchroom Attendant								
Facilitate food service. Clean tables; remove dirty dishes; replace soiled table linens; set tables; replenish supply of clean linens, silverware, glassware, and dishes; supply service bar with food; and serve items such as water, condiments, and coffee to patrons.								
North Dakota		ANNUAL:	\$30,420	\$20,850	\$24,500	\$29,680	\$34,120	\$35,810
Employment:	840	HOURLY:	\$14.62	\$10.02	\$11.78	\$14.27	\$16.41	\$17.22
Region 4		ANNUAL:	\$30,230	\$18,340	\$21,850	\$29,420	\$33,440	\$36,490
Employment:	140	HOURLY:	\$14.53	\$8.82	\$10.51	\$14.15	\$16.08	\$17.54
Region 5		ANNUAL:	\$30,550	\$21,220	\$26,740	\$29,810	\$34,800	\$35,820
Employment:	320	HOURLY:	\$14.69	\$10.20	\$12.86	\$14.33	\$16.73	\$17.22
Region 6		ANNUAL:	\$30,610	\$21,300	\$26,740	\$33,010	\$35,480	\$37,100
Employment:	20	HOURLY:	\$14.72	\$10.24	\$12.86	\$15.87	\$17.06	\$17.84
Region 7		ANNUAL:	\$30,120	\$21,060	\$28,480	\$29,400	\$33,460	\$35,810
Employment:	190	HOURLY:	\$14.48	\$10.12	\$13.69	\$14.13	\$16.09	\$17.22
Bismarck, ND MetroSA		ANNUAL:	\$30,190	\$21,060	\$28,480	\$29,400	\$33,460	\$36,030
Employment:	190	HOURLY:	\$14.52	\$10.12	\$13.69	\$14.13	\$16.09	\$17.32
Fargo, ND-MN MetroSA		ANNUAL:	\$30,680	\$21,220	\$26,060	\$29,810	\$34,800	\$35,920
Employment:	330	HOURLY:	\$14.75	\$10.20	\$12.53	\$14.33	\$16.73	\$17.27
Grand Forks, ND-MN MetroSA		ANNUAL:	\$30,170	\$18,340	\$22,010	\$29,390	\$33,880	\$37,440
Employment:	150	HOURLY:	\$14.51	\$8.82	\$10.58	\$14.13	\$16.29	\$18.00
West ND Nonmetro Area		ANNUAL:	\$30,570	\$21,000	\$27,680	\$29,790	\$35,180	\$35,540
Employment:	160	HOURLY:	\$14.70	\$10.10	\$13.31	\$14.32	\$16.91	\$17.09
East ND Nonmetro Area		ANNUAL:	\$30,310	\$21,300	\$28,540	\$29,790	\$34,200	\$37,100
Employment:	50	HOURLY:	\$14.57	\$10.24	\$13.72	\$14.32	\$16.44	\$17.84

'N/A' indicates data or information cannot be released due to reliability, availability, or confidentiality restrictions. Since a portion of substate employment is not attributed to a region, substate areas will NOT add up to statewide totals. Rounding and the absence of suppressed data may also affect additivity.

			WAGE ESTIMATES					
			Average (Mean)	10th Percentile	25th Percentile	50th Percentile (Median)	75th Percentile	90th Percentile
35-9021 Dishwashers								
Alternate Job Title(s): Dish Room Worker; Silverware Cleaner								
Clean dishes, kitchen, food preparation equipment, or utensils.								
North Dakota		ANNUAL:	\$28,440	\$22,200	\$23,650	\$28,040	\$29,670	\$37,130
Employment:	830	HOURLY:	\$13.67	\$10.68	\$11.37	\$13.48	\$14.27	\$17.85
Region 1		ANNUAL:	\$27,340	\$22,140	\$23,250	\$27,240	\$28,970	\$32,880
Employment:	80	HOURLY:	\$13.14	\$10.64	\$11.18	\$13.10	\$13.93	\$15.81
Region 2		ANNUAL:	\$26,780	\$22,080	\$23,250	\$27,040	\$28,350	\$32,310
Employment:	100	HOURLY:	\$12.87	\$10.62	\$11.18	\$13.00	\$13.63	\$15.53
Region 3		ANNUAL:	\$25,340	\$18,100	\$22,110	\$26,740	\$28,100	\$29,300
Employment:	30	HOURLY:	\$12.18	\$8.70	\$10.63	\$12.86	\$13.51	\$14.09
Region 4		ANNUAL:	\$28,670	\$22,180	\$23,160	\$28,630	\$31,840	\$38,280
Employment:	80	HOURLY:	\$13.78	\$10.66	\$11.13	\$13.76	\$15.31	\$18.40
Region 5		ANNUAL:	\$30,070	\$22,990	\$26,630	\$29,060	\$34,780	\$40,040
Employment:	260	HOURLY:	\$14.46	\$11.05	\$12.80	\$13.97	\$16.72	\$19.25
Region 6		ANNUAL:	\$26,100	\$21,850	\$22,560	\$25,060	\$28,040	\$30,420
Employment:	50	HOURLY:	\$12.55	\$10.50	\$10.85	\$12.05	\$13.48	\$14.62
Region 7		ANNUAL:	\$28,810	\$22,790	\$26,430	\$29,030	\$29,670	\$37,560
Employment:	180	HOURLY:	\$13.85	\$10.96	\$12.71	\$13.96	\$14.27	\$18.06
Region 8		ANNUAL:	\$27,960	\$20,480	\$23,400	\$27,110	\$29,600	\$37,130
Employment:	60	HOURLY:	\$13.44	\$9.85	\$11.25	\$13.03	\$14.23	\$17.85
Bismarck, ND MetroSA		ANNUAL:	\$29,100	\$23,040	\$26,900	\$29,200	\$29,670	\$37,560
Employment:	160	HOURLY:	\$13.99	\$11.08	\$12.93	\$14.04	\$14.27	\$18.06
Fargo, ND-MN MetroSA		ANNUAL:	\$30,220	\$22,990	\$26,630	\$29,200	\$34,780	\$38,570
Employment:	270	HOURLY:	\$14.53	\$11.05	\$12.81	\$14.04	\$16.72	\$18.54
Grand Forks, ND-MN MetroSA		ANNUAL:	\$28,760	\$22,670	\$23,600	\$28,630	\$31,840	\$35,780
Employment:	110	HOURLY:	\$13.83	\$10.90	\$11.35	\$13.76	\$15.31	\$17.20
West ND Nonmetro Area		ANNUAL:	\$27,190	\$22,080	\$23,250	\$27,200	\$28,880	\$34,700
Employment:	260	HOURLY:	\$13.07	\$10.62	\$11.18	\$13.08	\$13.89	\$16.68
East ND Nonmetro Area		ANNUAL:	\$25,850	\$18,100	\$22,560	\$25,060	\$28,320	\$29,300
Employment:	110	HOURLY:	\$12.43	\$8.70	\$10.85	\$12.05	\$13.62	\$14.09

'N/A' indicates data or information cannot be released due to reliability, availability, or confidentiality restrictions. Since a portion of substate employment is not attributed to a region, substate areas will NOT add up to statewide totals. Rounding and the absence of suppressed data may also affect additivity.

		WAGE ESTIMATES						
		Average (Mean)	10th Percentile	25th Percentile	50th Percentile (Median)	75th Percentile	90th Percentile	
35-9031 Hosts and Hostesses, Restaurant, Lounge, and Coffee Shop								
Alternate Job Title(s): Dining Room Host; Maitre D'								
Welcome patrons, seat them at tables or in lounge, and help ensure quality of facilities and service.								
North Dakota		ANNUAL:	\$29,140	\$18,220	\$26,210	\$28,130	\$33,760	\$35,100
Employment:	900	HOURLY:	\$14.01	\$8.76	\$12.60	\$13.52	\$16.23	\$16.88
Region 4		ANNUAL:	\$28,780	\$20,880	\$26,750	\$27,570	\$29,680	\$34,840
Employment:	120	HOURLY:	\$13.84	\$10.04	\$12.86	\$13.26	\$14.27	\$16.75
Region 5		ANNUAL:	\$29,970	\$21,570	\$27,040	\$28,320	\$34,520	\$35,880
Employment:	340	HOURLY:	\$14.41	\$10.37	\$13.00	\$13.61	\$16.60	\$17.25
Region 7		ANNUAL:	\$27,870	\$16,490	\$21,340	\$27,800	\$33,500	\$34,990
Employment:	240	HOURLY:	\$13.40	\$7.93	\$10.26	\$13.36	\$16.10	\$16.82
Bismarck, ND MetroSA		ANNUAL:	\$27,860	\$16,490	\$21,340	\$27,800	\$33,490	\$34,990
Employment:	240	HOURLY:	\$13.39	\$7.93	\$10.26	\$13.37	\$16.10	\$16.82
Fargo, ND-MN MetroSA		ANNUAL:	\$30,020	\$21,840	\$27,040	\$28,410	\$34,550	\$37,060
Employment:	350	HOURLY:	\$14.43	\$10.50	\$13.00	\$13.66	\$16.61	\$17.82
Grand Forks, ND-MN MetroSA		ANNUAL:	\$28,530	\$21,100	\$23,390	\$27,530	\$29,680	\$34,840
Employment:	140	HOURLY:	\$13.71	\$10.14	\$11.25	\$13.24	\$14.27	\$16.75
West ND Nonmetro Area		ANNUAL:	\$29,610	\$21,740	\$26,990	\$29,390	\$33,230	\$34,580
Employment:	170	HOURLY:	\$14.23	\$10.45	\$12.98	\$14.13	\$15.98	\$16.62
East ND Nonmetro Area		ANNUAL:	\$28,690	\$17,000	\$23,570	\$29,050	\$32,310	\$34,400
Employment:	50	HOURLY:	\$13.79	\$8.17	\$11.33	\$13.97	\$15.53	\$16.54

'N/A' indicates data or information cannot be released due to reliability, availability, or confidentiality restrictions. Since a portion of substate employment is not attributed to a region, substate areas will NOT add up to statewide totals. Rounding and the absence of suppressed data may also affect additivity.

		WAGE ESTIMATES					
		Average (Mean)	10th Percentile	25th Percentile	50th Percentile (Median)	75th Percentile	90th Percentile
37-0000 Building and Grounds Cleaning and Maintenance Occupations							
Alternate Job Title(s): N/A							
North Dakota	ANNUAL:	\$38,170	\$28,490	\$31,210	\$35,610	\$42,860	\$50,630
Employment: 13,390	HOURLY:	\$18.35	\$13.70	\$15.01	\$17.12	\$20.61	\$24.34
Region 1	ANNUAL:	\$39,360	\$28,260	\$29,940	\$36,640	\$45,450	\$53,980
Employment: 900	HOURLY:	\$18.92	\$13.59	\$14.40	\$17.61	\$21.85	\$25.95
Region 2	ANNUAL:	\$38,680	\$28,200	\$30,270	\$36,100	\$44,850	\$54,320
Employment: 1,370	HOURLY:	\$18.60	\$13.56	\$14.55	\$17.36	\$21.56	\$26.12
Region 3	ANNUAL:	\$38,510	\$26,740	\$30,230	\$36,550	\$45,110	\$53,980
Employment: 590	HOURLY:	\$18.51	\$12.86	\$14.53	\$17.57	\$21.69	\$25.95
Region 4	ANNUAL:	\$37,920	\$28,390	\$30,750	\$35,330	\$43,260	\$50,780
Employment: 1,540	HOURLY:	\$18.23	\$13.65	\$14.78	\$16.98	\$20.80	\$24.41
Region 5	ANNUAL:	\$38,060	\$28,820	\$32,010	\$35,500	\$41,950	\$49,030
Employment: 4,820	HOURLY:	\$18.30	\$13.85	\$15.39	\$17.07	\$20.17	\$23.57
Region 6	ANNUAL:	\$36,510	\$26,270	\$29,010	\$35,060	\$40,350	\$49,950
Employment: 830	HOURLY:	\$17.55	\$12.63	\$13.95	\$16.86	\$19.40	\$24.01
Region 7	ANNUAL:	\$38,180	\$28,580	\$32,700	\$35,810	\$42,700	\$49,960
Employment: 2,600	HOURLY:	\$18.36	\$13.74	\$15.72	\$17.22	\$20.53	\$24.02
Region 8	ANNUAL:	\$38,550	\$27,990	\$30,160	\$35,990	\$45,070	\$51,690
Employment: 690	HOURLY:	\$18.53	\$13.46	\$14.50	\$17.30	\$21.67	\$24.85
Bismarck, ND MetroSA	ANNUAL:	\$38,080	\$28,580	\$32,700	\$35,650	\$41,680	\$48,510
Employment: 2,320	HOURLY:	\$18.31	\$13.74	\$15.72	\$17.14	\$20.04	\$23.32
Fargo, ND-MN MetroSA	ANNUAL:	\$38,510	\$29,060	\$32,010	\$35,580	\$42,710	\$49,770
Employment: 4,940	HOURLY:	\$18.51	\$13.97	\$15.39	\$17.11	\$20.54	\$23.93
Grand Forks, ND-MN MetroSA	ANNUAL:	\$38,230	\$28,390	\$30,820	\$35,510	\$43,520	\$50,870
Employment: 1,650	HOURLY:	\$18.38	\$13.65	\$14.82	\$17.07	\$20.92	\$24.46
West ND Nonmetro Area	ANNUAL:	\$38,870	\$28,070	\$30,270	\$36,240	\$45,450	\$53,980
Employment: 3,250	HOURLY:	\$18.69	\$13.50	\$14.55	\$17.42	\$21.85	\$25.95
East ND Nonmetro Area	ANNUAL:	\$38,020	\$26,750	\$30,230	\$35,800	\$44,570	\$52,390
Employment: 2,190	HOURLY:	\$18.28	\$12.86	\$14.53	\$17.21	\$21.43	\$25.19

'N/A' indicates data or information cannot be released due to reliability, availability, or confidentiality restrictions. Since a portion of substate employment is not attributed to a region, substate areas will NOT add up to statewide totals. Rounding and the absence of suppressed data may also affect additivity.

		WAGE ESTIMATES						
		Average (Mean)	10th Percentile	25th Percentile	50th Percentile (Median)	75th Percentile	90th Percentile	
37-1011 First-Line Supervisors of Housekeeping and Janitorial Workers								
Alternate Job Title(s): Building Cleaning Supervisor; Cleaning Staff Supervisor; Custodial Supervisor								
Directly supervise and coordinate work activities of cleaning personnel in hotels, hospitals, offices, and other establishments.								
North Dakota		ANNUAL:	\$50,540	\$36,320	\$38,980	\$47,690	\$56,250	\$72,110
Employment:	450	HOURLY:	\$24.30	\$17.46	\$18.74	\$22.93	\$27.04	\$34.67
Region 1		ANNUAL:	\$50,400	\$37,280	\$37,280	\$48,060	\$58,210	\$59,380
Employment:	20	HOURLY:	\$24.23	\$17.92	\$17.92	\$23.11	\$27.99	\$28.55
Region 2		ANNUAL:	\$49,220	\$37,280	\$38,900	\$47,800	\$55,730	\$64,800
Employment:	30	HOURLY:	\$23.67	\$17.92	\$18.70	\$22.98	\$26.79	\$31.15
Region 3		ANNUAL:	\$51,760	\$43,850	\$45,760	\$51,720	\$56,130	\$59,180
Employment:	20	HOURLY:	\$24.89	\$21.08	\$22.00	\$24.86	\$26.99	\$28.45
Region 4		ANNUAL:	\$50,900	\$35,700	\$36,400	\$45,760	\$57,150	\$82,740
Employment:	50	HOURLY:	\$24.47	\$17.16	\$17.50	\$22.00	\$27.48	\$39.78
Region 5		ANNUAL:	\$49,250	\$36,210	\$38,870	\$44,310	\$55,520	\$67,240
Employment:	160	HOURLY:	\$23.68	\$17.41	\$18.68	\$21.30	\$26.69	\$32.33
Region 6		ANNUAL:	\$52,080	\$38,860	\$45,760	\$48,060	\$55,160	\$78,540
Employment:	20	HOURLY:	\$25.04	\$18.68	\$22.00	\$23.11	\$26.52	\$37.76
Region 7		ANNUAL:	\$51,040	\$36,850	\$40,720	\$51,380	\$57,450	\$60,440
Employment:	120	HOURLY:	\$24.54	\$17.72	\$19.58	\$24.70	\$27.62	\$29.06
Region 8		ANNUAL:	\$57,250	\$37,280	\$45,620	\$54,780	\$69,850	\$81,670
Employment:	20	HOURLY:	\$27.52	\$17.92	\$21.93	\$26.34	\$33.58	\$39.27
Bismarck, ND MetroSA		ANNUAL:	\$51,070	\$36,850	\$40,720	\$51,380	\$57,450	\$60,440
Employment:	110	HOURLY:	\$24.55	\$17.72	\$19.58	\$24.70	\$27.62	\$29.06
Fargo, ND-MN MetroSA		ANNUAL:	\$48,850	\$35,890	\$38,860	\$44,290	\$56,080	\$70,220
Employment:	160	HOURLY:	\$23.49	\$17.25	\$18.69	\$21.30	\$26.96	\$33.76
Grand Forks, ND-MN MetroSA		ANNUAL:	\$49,740	\$34,840	\$36,400	\$42,910	\$60,110	\$75,820
Employment:	60	HOURLY:	\$23.91	\$16.75	\$17.50	\$20.63	\$28.90	\$36.45
West ND Nonmetro Area		ANNUAL:	\$51,550	\$37,280	\$38,870	\$48,070	\$59,000	\$72,110
Employment:	80	HOURLY:	\$24.78	\$17.92	\$18.69	\$23.11	\$28.37	\$34.67
East ND Nonmetro Area		ANNUAL:	\$53,400	\$40,500	\$45,760	\$51,310	\$56,130	\$75,120
Employment:	80	HOURLY:	\$25.67	\$19.47	\$22.00	\$24.67	\$26.99	\$36.12

'N/A' indicates data or information cannot be released due to reliability, availability, or confidentiality restrictions. Since a portion of substate employment is not attributed to a region, substate areas will NOT add up to statewide totals. Rounding and the absence of suppressed data may also affect additivity.

		WAGE ESTIMATES						
		Average (Mean)	10th Percentile	25th Percentile	50th Percentile (Median)	75th Percentile	90th Percentile	
37-1012 First-Line Supervisors of Landscaping, Lawn Service, and Groundskeeping Workers								
Alternate Job Title(s): Grounds Maintenance Supervisor; Head Greenskeeper; Horticultural Services Supervisor								
Directly supervise and coordinate activities of workers engaged in landscaping or groundskeeping activities. Work may involve reviewing contracts to ascertain service, machine, and workforce requirements; answering inquiries from potential customers regarding methods, material, and price ranges; and preparing estimates according to labor, material, and machine costs.								
North Dakota		ANNUAL:	\$60,570	\$44,130	\$45,890	\$62,380	\$66,330	\$78,260
Employment:	260	HOURLY:	\$29.12	\$21.22	\$22.06	\$29.99	\$31.89	\$37.62
Region 1		ANNUAL:	\$62,250	\$45,590	\$45,600	\$64,170	\$66,330	\$91,090
Employment:	30	HOURLY:	\$29.93	\$21.92	\$21.92	\$30.85	\$31.89	\$43.80
Region 2		ANNUAL:	\$56,790	\$41,520	\$45,590	\$45,590	\$66,330	\$82,410
Employment:	20	HOURLY:	\$27.30	\$19.96	\$21.92	\$21.92	\$31.89	\$39.62
Region 3		ANNUAL:	\$64,570	\$45,590	\$64,190	\$66,330	\$67,110	\$78,240
Employment:	20	HOURLY:	\$31.04	\$21.92	\$30.86	\$31.89	\$32.27	\$37.62
Region 4		ANNUAL:	\$57,510	\$44,130	\$49,960	\$61,960	\$62,380	\$66,330
Employment:	40	HOURLY:	\$27.65	\$21.21	\$24.02	\$29.79	\$29.99	\$31.89
Region 5		ANNUAL:	\$61,940	\$45,320	\$51,270	\$63,630	\$65,400	\$78,260
Employment:	90	HOURLY:	\$29.78	\$21.79	\$24.65	\$30.59	\$31.44	\$37.62
Region 6		ANNUAL:	\$55,870	\$35,800	\$41,520	\$63,960	\$66,330	\$78,990
Employment:	10	HOURLY:	\$26.86	\$17.21	\$19.96	\$30.75	\$31.89	\$37.98
Region 7		ANNUAL:	\$60,860	\$45,030	\$45,890	\$61,320	\$63,810	\$78,080
Employment:	40	HOURLY:	\$29.26	\$21.65	\$22.06	\$29.48	\$30.68	\$37.54
Region 8		ANNUAL:	\$61,740	\$41,520	\$45,590	\$59,690	\$73,990	\$88,440
Employment:	10	HOURLY:	\$29.68	\$19.96	\$21.92	\$28.69	\$35.57	\$42.52
Bismarck, ND MetroSA		ANNUAL:	\$61,530	\$45,030	\$45,890	\$61,940	\$63,800	\$78,080
Employment:	40	HOURLY:	\$29.58	\$21.65	\$22.06	\$29.78	\$30.68	\$37.54
Fargo, ND-MN MetroSA		ANNUAL:	\$64,170	\$45,340	\$54,920	\$63,630	\$72,820	\$84,640
Employment:	110	HOURLY:	\$30.85	\$21.80	\$26.40	\$30.59	\$35.01	\$40.69
Grand Forks, ND-MN MetroSA		ANNUAL:	\$57,360	\$44,130	\$49,960	\$61,950	\$63,310	\$63,580
Employment:	50	HOURLY:	\$27.58	\$21.22	\$24.02	\$29.79	\$30.44	\$30.57
West ND Nonmetro Area		ANNUAL:	\$59,820	\$41,520	\$45,590	\$59,690	\$66,330	\$88,440
Employment:	60	HOURLY:	\$28.76	\$19.96	\$21.92	\$28.70	\$31.89	\$42.52
East ND Nonmetro Area		ANNUAL:	\$59,750	\$41,520	\$46,430	\$66,330	\$66,330	\$78,240
Employment:	40	HOURLY:	\$28.73	\$19.96	\$22.32	\$31.89	\$31.89	\$37.62

'N/A' indicates data or information cannot be released due to reliability, availability, or confidentiality restrictions. Since a portion of substate employment is not attributed to a region, substate areas will NOT add up to statewide totals. Rounding and the absence of suppressed data may also affect additivity.

		WAGE ESTIMATES						
		Average (Mean)	10th Percentile	25th Percentile	50th Percentile (Median)	75th Percentile	90th Percentile	
37-2011 Janitors and Cleaners, Except Maids and Housekeeping Cleaners								
Alternate Job Title(s): Industrial Plant Custodian; School Custodian; Window Washer								
Keep buildings in clean and orderly condition. Perform heavy cleaning duties, such as cleaning floors, shampooing rugs, washing walls and glass, and removing rubbish. Duties may include tending furnace and boiler, performing routine maintenance activities, notifying management of need for repairs, and cleaning snow or debris from sidewalk.								
North Dakota		ANNUAL:	\$37,440	\$29,530	\$33,280	\$35,650	\$41,010	\$47,270
Employment:	7,160	HOURLY:	\$18.00	\$14.20	\$16.00	\$17.14	\$19.71	\$22.72
Region 1		ANNUAL:	\$40,410	\$29,940	\$35,410	\$38,730	\$45,450	\$51,610
Employment:	400	HOURLY:	\$19.43	\$14.39	\$17.02	\$18.62	\$21.85	\$24.81
Region 2		ANNUAL:	\$40,020	\$30,270	\$34,240	\$36,770	\$45,110	\$55,650
Employment:	730	HOURLY:	\$19.24	\$14.55	\$16.46	\$17.68	\$21.69	\$26.76
Region 3		ANNUAL:	\$38,500	\$25,010	\$32,260	\$37,540	\$44,330	\$51,380
Employment:	310	HOURLY:	\$18.51	\$12.02	\$15.51	\$18.05	\$21.31	\$24.70
Region 4		ANNUAL:	\$36,720	\$28,970	\$30,900	\$35,350	\$41,000	\$46,550
Employment:	840	HOURLY:	\$17.65	\$13.93	\$14.86	\$17.00	\$19.71	\$22.38
Region 5		ANNUAL:	\$36,640	\$30,200	\$32,760	\$35,470	\$39,520	\$44,470
Employment:	2,600	HOURLY:	\$17.61	\$14.52	\$15.75	\$17.05	\$19.00	\$21.38
Region 6		ANNUAL:	\$36,510	\$25,340	\$31,850	\$35,660	\$39,250	\$47,820
Employment:	470	HOURLY:	\$17.55	\$12.18	\$15.31	\$17.14	\$18.87	\$22.99
Region 7		ANNUAL:	\$36,890	\$28,580	\$33,480	\$35,360	\$41,310	\$46,510
Employment:	1,440	HOURLY:	\$17.73	\$13.74	\$16.10	\$17.00	\$19.86	\$22.36
Region 8		ANNUAL:	\$39,160	\$30,160	\$34,240	\$37,110	\$44,050	\$50,120
Employment:	340	HOURLY:	\$18.83	\$14.50	\$16.46	\$17.84	\$21.18	\$24.09
Bismarck, ND MetroSA		ANNUAL:	\$36,620	\$28,580	\$33,480	\$35,270	\$39,880	\$45,910
Employment:	1,290	HOURLY:	\$17.61	\$13.74	\$16.10	\$16.96	\$19.17	\$22.07
Fargo, ND-MN MetroSA		ANNUAL:	\$36,820	\$30,200	\$32,820	\$35,500	\$39,520	\$45,270
Employment:	2,620	HOURLY:	\$17.70	\$14.52	\$15.78	\$17.07	\$19.00	\$21.76
Grand Forks, ND-MN MetroSA		ANNUAL:	\$36,980	\$28,970	\$31,490	\$35,400	\$41,000	\$46,670
Employment:	850	HOURLY:	\$17.78	\$13.93	\$15.14	\$17.02	\$19.71	\$22.44
West ND Nonmetro Area		ANNUAL:	\$39,850	\$30,160	\$34,420	\$37,200	\$45,450	\$53,680
Employment:	1,620	HOURLY:	\$19.16	\$14.50	\$16.55	\$17.89	\$21.85	\$25.81
East ND Nonmetro Area		ANNUAL:	\$37,820	\$26,040	\$32,230	\$36,400	\$42,390	\$49,310
Employment:	1,220	HOURLY:	\$18.18	\$12.52	\$15.50	\$17.50	\$20.38	\$23.71

'N/A' indicates data or information cannot be released due to reliability, availability, or confidentiality restrictions. Since a portion of substate employment is not attributed to a region, substate areas will NOT add up to statewide totals. Rounding and the absence of suppressed data may also affect additivity.

		WAGE ESTIMATES						
		Average (Mean)	10th Percentile	25th Percentile	50th Percentile (Median)	75th Percentile	90th Percentile	
37-2012 Maids and Housekeeping Cleaners								
Alternate Job Title(s): Chambermaid; House Cleaner; Housekeeping Staff								
Perform any combination of light cleaning duties to maintain private households or commercial establishments, such as hotels and hospitals, in a clean and orderly manner. Duties may include making beds, replenishing linens, cleaning rooms and halls, and vacuuming.								
North Dakota		ANNUAL:	\$32,060	\$27,830	\$28,660	\$29,920	\$35,070	\$36,910
Employment:	2,940	HOURLY:	\$15.41	\$13.38	\$13.78	\$14.39	\$16.86	\$17.75
Region 1		ANNUAL:	\$30,680	\$27,130	\$28,690	\$29,050	\$33,800	\$35,630
Employment:	220	HOURLY:	\$14.75	\$13.04	\$13.79	\$13.97	\$16.25	\$17.13
Region 2		ANNUAL:	\$31,290	\$27,130	\$28,580	\$29,300	\$34,290	\$36,440
Employment:	340	HOURLY:	\$15.04	\$13.04	\$13.74	\$14.09	\$16.49	\$17.52
Region 3		ANNUAL:	\$32,890	\$27,960	\$29,310	\$31,010	\$36,530	\$38,390
Employment:	130	HOURLY:	\$15.81	\$13.44	\$14.09	\$14.91	\$17.56	\$18.46
Region 4		ANNUAL:	\$31,850	\$27,650	\$28,490	\$31,870	\$35,180	\$36,540
Employment:	350	HOURLY:	\$15.31	\$13.29	\$13.70	\$15.32	\$16.91	\$17.57
Region 5		ANNUAL:	\$32,450	\$28,300	\$28,790	\$33,540	\$35,290	\$36,910
Employment:	1,000	HOURLY:	\$15.60	\$13.61	\$13.84	\$16.13	\$16.97	\$17.74
Region 6		ANNUAL:	\$30,910	\$26,990	\$27,640	\$28,890	\$34,660	\$37,050
Employment:	180	HOURLY:	\$14.86	\$12.97	\$13.29	\$13.89	\$16.66	\$17.81
Region 7		ANNUAL:	\$32,680	\$28,050	\$28,980	\$33,290	\$35,860	\$37,170
Employment:	530	HOURLY:	\$15.71	\$13.49	\$13.93	\$16.00	\$17.24	\$17.87
Region 8		ANNUAL:	\$32,050	\$27,150	\$28,070	\$29,120	\$34,280	\$45,070
Employment:	190	HOURLY:	\$15.41	\$13.05	\$13.49	\$14.00	\$16.48	\$21.67
Bismarck, ND MetroSA		ANNUAL:	\$32,690	\$28,060	\$29,120	\$33,290	\$35,860	\$37,170
Employment:	480	HOURLY:	\$15.72	\$13.49	\$14.00	\$16.00	\$17.24	\$17.87
Fargo, ND-MN MetroSA		ANNUAL:	\$32,550	\$28,340	\$28,790	\$33,540	\$34,950	\$36,910
Employment:	1,010	HOURLY:	\$15.65	\$13.63	\$13.84	\$16.13	\$16.80	\$17.75
Grand Forks, ND-MN MetroSA		ANNUAL:	\$32,210	\$27,590	\$28,490	\$31,870	\$35,330	\$37,730
Employment:	400	HOURLY:	\$15.49	\$13.27	\$13.70	\$15.32	\$16.99	\$18.14
West ND Nonmetro Area		ANNUAL:	\$31,360	\$27,130	\$28,510	\$29,130	\$34,250	\$36,650
Employment:	790	HOURLY:	\$15.08	\$13.04	\$13.71	\$14.01	\$16.47	\$17.62
East ND Nonmetro Area		ANNUAL:	\$32,220	\$26,990	\$28,340	\$29,860	\$36,160	\$38,400
Employment:	420	HOURLY:	\$15.49	\$12.97	\$13.63	\$14.36	\$17.38	\$18.46

37-2021 Pest Control Workers**Alternate Job Title(s):** Exterminator; Fumigator; Rodent Exterminator

Apply or release chemical solutions or toxic gases and set traps to kill or remove pests and vermin that infest buildings and surrounding areas.

Region 5		ANNUAL:	\$71,080	\$27,190	\$45,110	\$64,630	\$107,600	\$107,600
Employment:	50	HOURLY:	\$34.17	\$13.07	\$21.69	\$31.07	\$51.73	\$51.73
Fargo, ND-MN MetroSA		ANNUAL:	\$73,490	\$27,190	\$45,130	\$74,740	\$107,600	\$107,600
Employment:	50	HOURLY:	\$35.33	\$13.07	\$21.70	\$35.93	\$51.73	\$51.73
West ND Nonmetro Area		ANNUAL:	\$45,950	\$36,550	\$44,850	\$44,930	\$45,340	\$57,220
Employment:	20	HOURLY:	\$22.09	\$17.57	\$21.56	\$21.60	\$21.80	\$27.51

'N/A' indicates data or information cannot be released due to reliability, availability, or confidentiality restrictions. Since a portion of substate employment is not attributed to a region, substate areas will NOT add up to statewide totals. Rounding and the absence of suppressed data may also affect additivity.

		WAGE ESTIMATES						
		Average (Mean)	10th Percentile	25th Percentile	50th Percentile (Median)	75th Percentile	90th Percentile	
37-3011 Landscaping and Groundskeeping Workers								
Alternate Job Title(s): Greenskeeper; Hedge Trimmer; Lawn Caretaker; Shrub Planter								
Landscape or maintain grounds of property using hand or power tools or equipment. Workers typically perform a variety of tasks, which may include any combination of the following: sod laying, mowing, trimming, planting, watering, fertilizing, digging, raking, sprinkler installation, and installation of mortarless segmental concrete masonry wall units. Excludes Farmworkers and Laborers, Crop, Nursery, and Greenhouse (45-2092).								
North Dakota		ANNUAL:	\$40,840	\$28,190	\$32,650	\$39,470	\$47,400	\$53,980
Employment:	2,200	HOURLY:	\$19.63	\$13.56	\$15.70	\$18.98	\$22.79	\$25.95
Region 1		ANNUAL:	\$40,310	\$28,230	\$33,720	\$38,690	\$46,090	\$53,980
Employment:	190	HOURLY:	\$19.38	\$13.57	\$16.21	\$18.60	\$22.16	\$25.95
Region 2		ANNUAL:	\$40,600	\$27,570	\$33,020	\$38,360	\$48,530	\$53,980
Employment:	210	HOURLY:	\$19.52	\$13.25	\$15.88	\$18.44	\$23.33	\$25.95
Region 3		ANNUAL:	\$36,670	\$24,630	\$27,860	\$33,820	\$46,150	\$49,950
Employment:	110	HOURLY:	\$17.63	\$11.84	\$13.39	\$16.26	\$22.19	\$24.01
Region 4		ANNUAL:	\$42,240	\$29,200	\$32,550	\$41,300	\$49,720	\$53,980
Employment:	220	HOURLY:	\$20.31	\$14.04	\$15.65	\$19.86	\$23.90	\$25.95
Region 5		ANNUAL:	\$41,310	\$29,610	\$32,800	\$40,720	\$46,590	\$55,920
Employment:	820	HOURLY:	\$19.86	\$14.24	\$15.77	\$19.58	\$22.40	\$26.88
Region 6		ANNUAL:	\$37,090	\$26,740	\$29,810	\$33,020	\$46,800	\$51,810
Employment:	120	HOURLY:	\$17.83	\$12.86	\$14.33	\$15.88	\$22.50	\$24.91
Region 7		ANNUAL:	\$41,810	\$29,200	\$34,880	\$42,550	\$46,910	\$56,280
Employment:	420	HOURLY:	\$20.10	\$14.04	\$16.77	\$20.46	\$22.55	\$27.06
Region 8		ANNUAL:	\$40,140	\$27,290	\$31,200	\$42,690	\$48,070	\$53,980
Employment:	110	HOURLY:	\$19.30	\$13.12	\$15.00	\$20.52	\$23.11	\$25.95
Bismarck, ND MetroSA		ANNUAL:	\$42,330	\$29,350	\$36,030	\$43,690	\$46,390	\$57,690
Employment:	350	HOURLY:	\$20.35	\$14.11	\$17.32	\$21.00	\$22.30	\$27.74
Fargo, ND-MN MetroSA		ANNUAL:	\$42,220	\$29,950	\$34,090	\$43,210	\$46,630	\$55,940
Employment:	900	HOURLY:	\$20.30	\$14.40	\$16.39	\$20.77	\$22.42	\$26.90
Grand Forks, ND-MN MetroSA		ANNUAL:	\$42,660	\$28,970	\$33,680	\$42,520	\$50,010	\$56,990
Employment:	240	HOURLY:	\$20.51	\$13.93	\$16.19	\$20.44	\$24.04	\$27.40
West ND Nonmetro Area		ANNUAL:	\$40,260	\$27,570	\$33,020	\$38,690	\$48,070	\$53,980
Employment:	580	HOURLY:	\$19.35	\$13.25	\$15.88	\$18.60	\$23.11	\$25.95
East ND Nonmetro Area		ANNUAL:	\$36,660	\$24,960	\$29,040	\$33,020	\$46,800	\$51,800
Employment:	360	HOURLY:	\$17.63	\$12.00	\$13.96	\$15.88	\$22.50	\$24.91

'N/A' indicates data or information cannot be released due to reliability, availability, or confidentiality restrictions. Since a portion of substate employment is not attributed to a region, substate areas will NOT add up to statewide totals. Rounding and the absence of suppressed data may also affect additivity.

			WAGE ESTIMATES					
			Average (Mean)	10th Percentile	25th Percentile	50th Percentile (Median)	75th Percentile	90th Percentile
37-3012 Pesticide Handlers, Sprayers, and Applicators, Vegetation								
Alternate Job Title(s): Fruit Sprayer; Weed Sprayer								
Mix or apply pesticides, herbicides, fungicides, or insecticides through sprays, dusts, vapors, soil incorporation, or chemical application on trees, shrubs, lawns, or crops. Usually requires specific training and state or federal certification. Crop dusters are included in Commercial Pilots (53-2012).								
North Dakota		ANNUAL:	\$50,560	\$37,100	\$44,570	\$49,030	\$54,080	\$69,120
Employment:	220	HOURLY:	\$24.31	\$17.84	\$21.43	\$23.57	\$26.00	\$33.23
Region 1		ANNUAL:	\$49,210	\$38,630	\$49,030	\$49,030	\$51,690	\$54,080
Employment:	30	HOURLY:	\$23.66	\$18.57	\$23.57	\$23.57	\$24.85	\$26.00
Region 2		ANNUAL:	\$50,480	\$35,190	\$48,220	\$52,390	\$54,080	\$56,540
Employment:	30	HOURLY:	\$24.27	\$16.92	\$23.18	\$25.19	\$26.00	\$27.18
Region 3		ANNUAL:	\$52,490	\$40,350	\$44,330	\$48,220	\$66,030	\$69,930
Employment:	10	HOURLY:	\$25.24	\$19.40	\$21.31	\$23.18	\$31.75	\$33.62
Region 5		ANNUAL:	\$49,710	\$35,050	\$40,350	\$48,220	\$52,730	\$69,650
Employment:	60	HOURLY:	\$23.90	\$16.85	\$19.40	\$23.18	\$25.35	\$33.49
Region 6		ANNUAL:	\$50,310	\$38,540	\$44,340	\$48,220	\$54,080	\$69,930
Employment:	30	HOURLY:	\$24.19	\$18.53	\$21.32	\$23.18	\$26.00	\$33.62
Region 7		ANNUAL:	\$51,900	\$34,840	\$41,040	\$51,670	\$60,110	\$69,930
Employment:	20	HOURLY:	\$24.95	\$16.75	\$19.73	\$24.84	\$28.90	\$33.62
Region 8		ANNUAL:	\$50,250	\$41,670	\$48,220	\$51,500	\$53,980	\$54,080
Employment:	20	HOURLY:	\$24.16	\$20.04	\$23.18	\$24.76	\$25.95	\$26.00
Bismarck, ND MetroSA		ANNUAL:	\$51,350	\$34,840	\$39,880	\$50,660	\$60,110	\$69,120
Employment:	20	HOURLY:	\$24.69	\$16.75	\$19.18	\$24.36	\$28.90	\$33.23
Fargo, ND-MN MetroSA		ANNUAL:	\$48,300	\$35,050	\$43,900	\$48,110	\$53,860	\$57,150
Employment:	60	HOURLY:	\$23.22	\$16.85	\$21.11	\$23.13	\$25.89	\$27.48
Grand Forks, ND-MN MetroSA		ANNUAL:	\$47,800	\$35,910	\$42,860	\$47,640	\$51,490	\$55,960
Employment:	20	HOURLY:	\$22.98	\$17.27	\$20.61	\$22.91	\$24.75	\$26.91
West ND Nonmetro Area		ANNUAL:	\$50,210	\$38,630	\$48,220	\$51,240	\$53,980	\$56,540
Employment:	90	HOURLY:	\$24.14	\$18.57	\$23.18	\$24.64	\$25.95	\$27.18
East ND Nonmetro Area		ANNUAL:	\$51,970	\$40,350	\$44,570	\$48,220	\$62,230	\$69,930
Employment:	70	HOURLY:	\$24.99	\$19.40	\$21.43	\$23.18	\$29.92	\$33.62

37-3013 Tree Trimmers and Pruners**Alternate Job Title(s):** Tree Specialist; Tree Surgeon; Utility Arborist

Using sophisticated climbing and rigging techniques, cut away dead or excess branches from trees or shrubs to maintain right-of-way for roads, sidewalks, or utilities, or to improve appearance, health, and value of tree. Prune or treat trees or shrubs using handsaws, hand pruners, clippers, and power pruners. Works off the ground in the tree canopy and may use truck-mounted lifts. Excludes workers who primarily perform duties of Landscaping and Groundskeeping Workers (37-3011) and Pesticide Handlers, Sprayers, and Applicators, Vegetation (37-3012).

North Dakota		ANNUAL:	\$47,840	\$37,760	\$37,760	\$45,010	\$49,770	\$72,240
Employment:	30	HOURLY:	\$23.00	\$18.15	\$18.15	\$21.64	\$23.93	\$34.73
Fargo, ND-MN MetroSA		ANNUAL:	\$50,450	\$37,760	\$37,760	\$46,970	\$68,420	\$72,240
Employment:	20	HOURLY:	\$24.26	\$18.15	\$18.15	\$22.58	\$32.89	\$34.73

'N/A' indicates data or information cannot be released due to reliability, availability, or confidentiality restrictions. Since a portion of substate employment is not attributed to a region, substate areas will NOT add up to statewide totals. Rounding and the absence of suppressed data may also affect additivity.

			WAGE ESTIMATES					
			Average (Mean)	10th Percentile	25th Percentile	50th Percentile (Median)	75th Percentile	90th Percentile
37-3019 Grounds Maintenance Workers, All Other								
Alternate Job Title(s): Trailhead Maintenance Worker; Tree Trimmer Helper								
All grounds maintenance workers not listed separately.								
North Dakota		ANNUAL:	\$51,450	\$29,770	\$44,450	\$47,990	\$61,920	\$76,840
Employment:	40	HOURLY:	\$24.74	\$14.31	\$21.37	\$23.07	\$29.77	\$36.94
Region 5		ANNUAL:	\$46,540	\$29,770	\$29,770	\$43,070	\$47,990	\$76,840
Employment:	10	HOURLY:	\$22.37	\$14.31	\$14.31	\$20.71	\$23.07	\$36.94
Region 7		ANNUAL:	\$54,780	\$44,450	\$47,630	\$50,800	\$61,920	\$70,400
Employment:	20	HOURLY:	\$26.34	\$21.37	\$22.90	\$24.43	\$29.77	\$33.85
Bismarck, ND MetroSA		ANNUAL:	\$54,780	\$44,450	\$47,630	\$50,800	\$61,920	\$70,400
Employment:	20	HOURLY:	\$26.34	\$21.37	\$22.90	\$24.43	\$29.77	\$33.85
Fargo, ND-MN MetroSA		ANNUAL:	\$46,540	\$29,770	\$29,770	\$43,070	\$47,990	\$76,840
Employment:	10	HOURLY:	\$22.37	\$14.31	\$14.31	\$20.71	\$23.07	\$36.94

'N/A' indicates data or information cannot be released due to reliability, availability, or confidentiality restrictions. Since a portion of substate employment is not attributed to a region, substate areas will NOT add up to statewide totals. Rounding and the absence of suppressed data may also affect additivity.

		WAGE ESTIMATES					
		Average (Mean)	10th Percentile	25th Percentile	50th Percentile (Median)	75th Percentile	90th Percentile
39-0000 Personal Care and Service Occupations							
Alternate Job Title(s): N/A							
North Dakota Employment: 12,760	ANNUAL:	\$34,530	\$22,680	\$26,940	\$30,010	\$38,390	\$50,030
	HOURLY:	\$16.60	\$10.90	\$12.95	\$14.43	\$18.46	\$24.05
Region 1 Employment: 890	ANNUAL:	\$34,680	\$21,390	\$28,380	\$30,870	\$38,240	\$50,050
	HOURLY:	\$16.67	\$10.28	\$13.64	\$14.84	\$18.38	\$24.06
Region 2 Employment: 1,270	ANNUAL:	\$35,910	\$21,940	\$26,450	\$30,590	\$42,230	\$53,520
	HOURLY:	\$17.26	\$10.55	\$12.72	\$14.71	\$20.30	\$25.73
Region 3 Employment: 570	ANNUAL:	\$34,050	\$21,370	\$26,110	\$29,640	\$38,030	\$50,690
	HOURLY:	\$16.37	\$10.27	\$12.55	\$14.25	\$18.28	\$24.37
Region 4 Employment: 1,350	ANNUAL:	\$34,520	\$22,610	\$26,080	\$29,310	\$37,810	\$55,040
	HOURLY:	\$16.60	\$10.87	\$12.54	\$14.09	\$18.18	\$26.46
Region 5 Employment: 4,370	ANNUAL:	\$34,800	\$23,700	\$28,400	\$30,040	\$39,090	\$48,660
	HOURLY:	\$16.73	\$11.40	\$13.66	\$14.44	\$18.79	\$23.39
Region 6 Employment: 770	ANNUAL:	\$34,230	\$22,610	\$27,370	\$29,260	\$38,080	\$49,220
	HOURLY:	\$16.46	\$10.87	\$13.16	\$14.07	\$18.31	\$23.66
Region 7 Employment: 2,760	ANNUAL:	\$33,990	\$23,040	\$26,600	\$29,500	\$37,690	\$49,330
	HOURLY:	\$16.34	\$11.08	\$12.79	\$14.18	\$18.12	\$23.72
Region 8 Employment: 780	ANNUAL:	\$33,170	\$17,660	\$23,010	\$29,520	\$37,810	\$49,660
	HOURLY:	\$15.95	\$8.49	\$11.06	\$14.19	\$18.18	\$23.88
Bismarck, ND MetroSA Employment: 2,480	ANNUAL:	\$34,180	\$23,640	\$26,600	\$29,500	\$37,720	\$49,470
	HOURLY:	\$16.43	\$11.37	\$12.79	\$14.18	\$18.13	\$23.78
Fargo, ND-MN MetroSA Employment: 4,400	ANNUAL:	\$35,350	\$23,980	\$28,630	\$30,090	\$39,420	\$49,210
	HOURLY:	\$16.99	\$11.53	\$13.77	\$14.47	\$18.95	\$23.66
Grand Forks, ND-MN MetroSA Employment: 1,300	ANNUAL:	\$34,700	\$22,610	\$25,000	\$29,360	\$38,540	\$53,990
	HOURLY:	\$16.68	\$10.87	\$12.02	\$14.11	\$18.53	\$25.96
West ND Nonmetro Area Employment: 3,220	ANNUAL:	\$34,590	\$21,330	\$26,070	\$30,330	\$39,620	\$50,890
	HOURLY:	\$16.63	\$10.25	\$12.54	\$14.58	\$19.05	\$24.47
East ND Nonmetro Area Employment: 2,000	ANNUAL:	\$33,760	\$22,340	\$26,070	\$29,260	\$37,860	\$48,770
	HOURLY:	\$16.23	\$10.74	\$12.54	\$14.07	\$18.20	\$23.45

'N/A' indicates data or information cannot be released due to reliability, availability, or confidentiality restrictions. Since a portion of substate employment is not attributed to a region, substate areas will NOT add up to statewide totals. Rounding and the absence of suppressed data may also affect additivity.

		WAGE ESTIMATES					
		Average (Mean)	10th Percentile	25th Percentile	50th Percentile (Median)	75th Percentile	90th Percentile

39-1013 First-Line Supervisors of Gambling Services Workers

Alternate Job Title(s): Cardroom Supervisor; Casino Slot Supervisor; Electronic Gambling Device Supervisor; Pit Boss; Slot Key Person; Table Games Supervisor

Directly supervise and coordinate activities of workers in assigned gambling areas. May circulate among tables, observe operations, and ensure that stations and games are covered for each shift. May verify and pay off jackpots. May reset slot machines after payoffs and make repairs or adjustments to slot machines or recommend removal of slot machines for repair. May plan and organize activities and services for guests in hotels/casinos.

North Dakota		ANNUAL:	\$44,910	\$22,880	\$27,420	\$39,620	\$56,580	\$71,180
Employment:	180	HOURLY:	\$21.59	\$11.00	\$13.19	\$19.05	\$27.20	\$34.22
Region 2		ANNUAL:	\$41,240	\$22,820	\$25,580	\$39,620	\$56,580	\$61,640
Employment:	30	HOURLY:	\$19.83	\$10.97	\$12.30	\$19.05	\$27.20	\$29.63
Region 4		ANNUAL:	\$41,130	\$22,850	\$22,850	\$39,350	\$51,540	\$74,920
Employment:	30	HOURLY:	\$19.77	\$10.99	\$10.99	\$18.92	\$24.78	\$36.02
Region 5		ANNUAL:	\$47,420	\$25,580	\$32,680	\$41,880	\$60,470	\$71,210
Employment:	50	HOURLY:	\$22.80	\$12.30	\$15.71	\$20.14	\$29.07	\$34.24
Region 7		ANNUAL:	\$46,650	\$25,580	\$27,740	\$40,490	\$60,950	\$74,170
Employment:	30	HOURLY:	\$22.43	\$12.30	\$13.33	\$19.47	\$29.30	\$35.66
Bismarck, ND MetroSA		ANNUAL:	\$49,120	\$22,560	\$27,500	\$52,140	\$62,530	\$75,130
Employment:	20	HOURLY:	\$23.62	\$10.84	\$13.22	\$25.07	\$30.06	\$36.12
Fargo, ND-MN MetroSA		ANNUAL:	\$47,900	\$27,050	\$32,680	\$44,470	\$61,060	\$71,210
Employment:	40	HOURLY:	\$23.03	\$13.01	\$15.71	\$21.38	\$29.35	\$34.24
Grand Forks, ND-MN MetroSA		ANNUAL:	\$42,300	\$22,850	\$22,850	\$39,350	\$51,540	\$74,920
Employment:	30	HOURLY:	\$20.34	\$10.99	\$10.99	\$18.92	\$24.78	\$36.02
West ND Nonmetro Area		ANNUAL:	\$42,180	\$22,880	\$26,790	\$39,620	\$56,160	\$61,760
Employment:	60	HOURLY:	\$20.28	\$11.00	\$12.88	\$19.05	\$27.00	\$29.69
East ND Nonmetro Area		ANNUAL:	\$45,430	\$25,580	\$39,620	\$39,620	\$55,700	\$69,330
Employment:	40	HOURLY:	\$21.84	\$12.30	\$19.05	\$19.05	\$26.78	\$33.33

'N/A' indicates data or information cannot be released due to reliability, availability, or confidentiality restrictions. Since a portion of substate employment is not attributed to a region, substate areas will NOT add up to statewide totals. Rounding and the absence of suppressed data may also affect additivity.

			WAGE ESTIMATES					
			Average (Mean)	10th Percentile	25th Percentile	50th Percentile (Median)	75th Percentile	90th Percentile
39-1014 First-Line Supervisors of Entertainment and Recreation Workers, Except Gambling Services								
Alternate Job Title(s): Arcade Supervisor; Caddy Master; Recreation Attendant Supervisor								
Directly supervise and coordinate activities of entertainment and recreation related workers.								
North Dakota		ANNUAL:	\$49,360	\$29,190	\$39,700	\$48,340	\$58,990	\$69,330
Employment:	130	HOURLY:	\$23.73	\$14.03	\$19.09	\$23.24	\$28.36	\$33.33
Region 1		ANNUAL:	\$52,400	\$22,010	\$49,470	\$49,560	\$60,680	\$70,260
Employment:	10	HOURLY:	\$25.19	\$10.58	\$23.78	\$23.83	\$29.17	\$33.78
Region 4		ANNUAL:	\$49,210	\$21,490	\$39,370	\$50,360	\$64,150	\$67,180
Employment:	10	HOURLY:	\$23.66	\$10.33	\$18.93	\$24.21	\$30.84	\$32.30
Region 5		ANNUAL:	\$47,170	\$28,880	\$39,900	\$46,320	\$57,070	\$61,520
Employment:	50	HOURLY:	\$22.68	\$13.88	\$19.18	\$22.27	\$27.44	\$29.58
Region 6		ANNUAL:	\$45,100	\$39,370	\$39,370	\$49,530	\$49,530	\$54,560
Employment:	10	HOURLY:	\$21.68	\$18.93	\$18.93	\$23.81	\$23.81	\$26.23
Region 7		ANNUAL:	\$54,330	\$38,380	\$42,870	\$50,980	\$62,650	\$78,470
Employment:	30	HOURLY:	\$26.12	\$18.45	\$20.61	\$24.51	\$30.12	\$37.73
Bismarck, ND MetroSA		ANNUAL:	\$54,440	\$38,380	\$42,870	\$50,120	\$62,650	\$78,470
Employment:	30	HOURLY:	\$26.17	\$18.45	\$20.61	\$24.10	\$30.12	\$37.73
Fargo, ND-MN MetroSA		ANNUAL:	\$47,430	\$34,690	\$39,890	\$45,350	\$57,070	\$62,980
Employment:	60	HOURLY:	\$22.80	\$16.68	\$19.18	\$21.80	\$27.44	\$30.28
Grand Forks, ND-MN MetroSA		ANNUAL:	\$50,770	\$21,490	\$42,030	\$55,950	\$64,360	\$67,180
Employment:	20	HOURLY:	\$24.41	\$10.33	\$20.21	\$26.90	\$30.94	\$32.30
West ND Nonmetro Area		ANNUAL:	\$50,700	\$22,010	\$39,590	\$49,560	\$60,680	\$70,260
Employment:	30	HOURLY:	\$24.37	\$10.58	\$19.04	\$23.83	\$29.17	\$33.78
East ND Nonmetro Area		ANNUAL:	\$45,020	\$39,370	\$39,370	\$41,110	\$49,530	\$58,110
Employment:	20	HOURLY:	\$21.64	\$18.93	\$18.93	\$19.76	\$23.81	\$27.94

'N/A' indicates data or information cannot be released due to reliability, availability, or confidentiality restrictions. Since a portion of substate employment is not attributed to a region, substate areas will NOT add up to statewide totals. Rounding and the absence of suppressed data may also affect additivity.

			WAGE ESTIMATES					
			Average (Mean)	10th Percentile	25th Percentile	50th Percentile (Median)	75th Percentile	90th Percentile
39-1022 First-Line Supervisors of Personal Service Workers								
Alternate Job Title(s): Animal Trainer Supervisor; Child Care Worker Supervisor; Hair Salon Supervisor								
Supervise and coordinate activities of personal service workers.								
North Dakota		ANNUAL:	\$46,450	\$34,850	\$37,440	\$43,460	\$55,770	\$61,830
Employment:	410	HOURLY:	\$22.33	\$16.76	\$18.00	\$20.89	\$26.81	\$29.73
Region 1		ANNUAL:	\$44,580	\$29,090	\$36,880	\$44,000	\$51,090	\$56,770
Employment:	30	HOURLY:	\$21.43	\$13.99	\$17.73	\$21.15	\$24.56	\$27.29
Region 2		ANNUAL:	\$45,800	\$33,660	\$36,710	\$42,090	\$55,710	\$64,760
Employment:	40	HOURLY:	\$22.02	\$16.18	\$17.65	\$20.24	\$26.78	\$31.13
Region 3		ANNUAL:	\$46,120	\$34,850	\$36,420	\$42,090	\$58,760	\$59,020
Employment:	20	HOURLY:	\$22.17	\$16.76	\$17.51	\$20.24	\$28.25	\$28.38
Region 4		ANNUAL:	\$46,880	\$34,850	\$38,820	\$43,460	\$57,350	\$61,520
Employment:	50	HOURLY:	\$22.54	\$16.76	\$18.66	\$20.89	\$27.57	\$29.58
Region 5		ANNUAL:	\$46,990	\$35,590	\$39,130	\$45,770	\$49,380	\$61,830
Employment:	130	HOURLY:	\$22.59	\$17.11	\$18.81	\$22.01	\$23.74	\$29.73
Region 6		ANNUAL:	\$44,650	\$34,850	\$36,140	\$42,090	\$58,760	\$58,840
Employment:	40	HOURLY:	\$21.47	\$16.76	\$17.38	\$20.24	\$28.25	\$28.29
Region 7		ANNUAL:	\$47,640	\$34,770	\$39,010	\$45,480	\$56,590	\$62,670
Employment:	70	HOURLY:	\$22.90	\$16.72	\$18.76	\$21.87	\$27.21	\$30.13
Region 8		ANNUAL:	\$46,150	\$33,250	\$36,140	\$42,090	\$59,090	\$63,990
Employment:	30	HOURLY:	\$22.19	\$15.98	\$17.37	\$20.24	\$28.41	\$30.76
Bismarck, ND MetroSA		ANNUAL:	\$48,180	\$34,450	\$39,320	\$46,440	\$56,590	\$64,130
Employment:	60	HOURLY:	\$23.16	\$16.56	\$18.90	\$22.33	\$27.21	\$30.83
Fargo, ND-MN MetroSA		ANNUAL:	\$47,840	\$35,700	\$39,130	\$46,320	\$50,220	\$62,960
Employment:	130	HOURLY:	\$23.00	\$17.16	\$18.81	\$22.27	\$24.15	\$30.27
Grand Forks, ND-MN MetroSA		ANNUAL:	\$48,400	\$34,550	\$38,840	\$47,370	\$56,370	\$61,520
Employment:	40	HOURLY:	\$23.27	\$16.61	\$18.67	\$22.77	\$27.10	\$29.58
West ND Nonmetro Area		ANNUAL:	\$45,450	\$33,250	\$36,710	\$42,090	\$55,760	\$63,980
Employment:	110	HOURLY:	\$21.85	\$15.98	\$17.65	\$20.24	\$26.81	\$30.76
East ND Nonmetro Area		ANNUAL:	\$44,510	\$34,850	\$36,140	\$42,090	\$56,430	\$58,840
Employment:	100	HOURLY:	\$21.40	\$16.76	\$17.38	\$20.24	\$27.13	\$28.29

39-2011 Animal Trainers**Alternate Job Title(s):** Guide Dog Trainer; Horse Breaker; Marine Mammal Trainer

Train animals for riding, harness, security, performance, or obedience, or for assisting persons with disabilities. Accustom animals to human voice and contact, and condition animals to respond to commands. Train animals according to prescribed standards for show or competition. May train animals to carry pack loads or work as part of pack team.

North Dakota		ANNUAL:	\$40,730	\$30,040	\$34,840	\$36,160	\$43,270	\$65,350
Employment:	40	HOURLY:	\$19.58	\$14.44	\$16.75	\$17.38	\$20.80	\$31.42
Region 5		ANNUAL:	\$44,280	\$31,590	\$34,970	\$37,720	\$60,100	\$66,120
Employment:	20	HOURLY:	\$21.29	\$15.19	\$16.81	\$18.14	\$28.89	\$31.79
Region 7		ANNUAL:	\$38,620	\$31,200	\$34,860	\$36,560	\$37,440	\$43,270
Employment:	10	HOURLY:	\$18.57	\$15.00	\$16.76	\$17.58	\$18.00	\$20.80

'N/A' indicates data or information cannot be released due to reliability, availability, or confidentiality restrictions. Since a portion of substate employment is not attributed to a region, substate areas will NOT add up to statewide totals. Rounding and the absence of suppressed data may also affect additivity.

			WAGE ESTIMATES					
			Average (Mean)	10th Percentile	25th Percentile	50th Percentile (Median)	75th Percentile	90th Percentile
39-2021 Animal Caretakers								
Alternate Job Title(s): Animal Shelter Worker; Dog Groomer; Kennel Worker; Zookeeper								
Feed, water, groom, bathe, exercise, or otherwise provide care to promote and maintain the well-being of pets and other animals that are not raised for consumption, such as dogs, cats, race horses, ornamental fish or birds, zoo animals, and mice. Work in settings such as kennels, animal shelters, zoos, circuses, and aquariums. May keep records of feedings, treatments, and animals received or discharged. May clean, disinfect, and repair cages, pens, or fish tanks. Excludes Veterinary Assistants and Laboratory Animal Caretakers (31-9096) and Farmworkers, Farm, Ranch, and Aquacultural Animals (45-2093).								
North Dakota		ANNUAL:	\$31,000	\$24,180	\$27,870	\$28,900	\$33,940	\$36,610
Employment:	670	HOURLY:	\$14.90	\$11.63	\$13.40	\$13.90	\$16.32	\$17.60
Region 1		ANNUAL:	\$31,480	\$21,470	\$28,400	\$28,760	\$35,240	\$42,990
Employment:	40	HOURLY:	\$15.14	\$10.32	\$13.65	\$13.83	\$16.94	\$20.67
Region 4		ANNUAL:	\$30,870	\$24,320	\$27,950	\$29,360	\$35,500	\$36,700
Employment:	120	HOURLY:	\$14.84	\$11.69	\$13.44	\$14.11	\$17.07	\$17.64
Region 5		ANNUAL:	\$30,830	\$24,320	\$27,970	\$28,580	\$33,300	\$35,960
Employment:	260	HOURLY:	\$14.82	\$11.69	\$13.45	\$13.74	\$16.01	\$17.29
Region 7		ANNUAL:	\$30,240	\$24,150	\$27,420	\$28,900	\$33,690	\$36,190
Employment:	160	HOURLY:	\$14.54	\$11.61	\$13.18	\$13.89	\$16.20	\$17.40
Region 8		ANNUAL:	\$32,480	\$18,500	\$26,430	\$33,150	\$34,690	\$43,220
Employment:	10	HOURLY:	\$15.62	\$8.90	\$12.71	\$15.94	\$16.68	\$20.78
Bismarck, ND MetroSA		ANNUAL:	\$30,240	\$24,150	\$27,420	\$28,900	\$33,690	\$36,190
Employment:	160	HOURLY:	\$14.54	\$11.61	\$13.18	\$13.90	\$16.20	\$17.40
Fargo, ND-MN MetroSA		ANNUAL:	\$30,710	\$23,340	\$27,610	\$28,850	\$33,690	\$36,060
Employment:	310	HOURLY:	\$14.77	\$11.22	\$13.27	\$13.87	\$16.20	\$17.34
Grand Forks, ND-MN MetroSA		ANNUAL:	\$31,230	\$23,880	\$27,670	\$29,270	\$35,750	\$36,700
Employment:	120	HOURLY:	\$15.01	\$11.48	\$13.31	\$14.07	\$17.19	\$17.64
West ND Nonmetro Area		ANNUAL:	\$32,840	\$21,470	\$27,130	\$28,940	\$35,160	\$45,090
Employment:	80	HOURLY:	\$15.79	\$10.32	\$13.04	\$13.91	\$16.90	\$21.68
East ND Nonmetro Area		ANNUAL:	\$31,220	\$26,760	\$27,520	\$28,970	\$33,940	\$41,330
Employment:	60	HOURLY:	\$15.01	\$12.86	\$13.23	\$13.93	\$16.32	\$19.87

'N/A' indicates data or information cannot be released due to reliability, availability, or confidentiality restrictions. Since a portion of substate employment is not attributed to a region, substate areas will NOT add up to statewide totals. Rounding and the absence of suppressed data may also affect additivity.

		WAGE ESTIMATES						
		Average (Mean)	10th Percentile	25th Percentile	50th Percentile (Median)	75th Percentile	90th Percentile	
39-3011 Gambling Dealers								
Alternate Job Title(s): Blackjack Dealer; Craps Dealer; Poker Dealer; Roulette Dealer								
Operate table games. Stand or sit behind table and operate games of chance by dispensing the appropriate number of cards or blocks to players, or operating other gambling equipment. Distribute winnings or collect players' money or chips. May compare the house's hand against players' hands.								
North Dakota		ANNUAL:	\$31,600	\$17,990	\$21,540	\$27,910	\$36,220	\$46,870
Employment:	1,130	HOURLY:	\$15.19	\$8.65	\$10.36	\$13.42	\$17.41	\$22.53
Region 2		ANNUAL:	\$30,450	\$17,980	\$18,570	\$27,940	\$35,240	\$46,260
Employment:	160	HOURLY:	\$14.64	\$8.64	\$8.93	\$13.43	\$16.94	\$22.24
Region 3		ANNUAL:	\$32,040	\$18,730	\$22,870	\$29,280	\$36,750	\$44,520
Employment:	80	HOURLY:	\$15.40	\$9.01	\$11.00	\$14.08	\$17.67	\$21.40
Region 4		ANNUAL:	\$31,850	\$21,050	\$22,120	\$26,610	\$35,740	\$48,960
Employment:	180	HOURLY:	\$15.31	\$10.12	\$10.63	\$12.79	\$17.18	\$23.54
Region 5		ANNUAL:	\$34,440	\$20,030	\$22,870	\$29,920	\$40,090	\$52,900
Employment:	240	HOURLY:	\$16.56	\$9.63	\$11.00	\$14.38	\$19.27	\$25.43
Region 6		ANNUAL:	\$30,830	\$22,450	\$22,870	\$29,020	\$31,060	\$40,250
Employment:	90	HOURLY:	\$14.82	\$10.79	\$11.00	\$13.95	\$14.93	\$19.35
Region 7		ANNUAL:	\$33,360	\$20,770	\$21,880	\$28,080	\$37,280	\$51,790
Employment:	250	HOURLY:	\$16.04	\$9.99	\$10.52	\$13.50	\$17.92	\$24.90
Region 8		ANNUAL:	\$22,480	\$16,640	\$16,640	\$18,730	\$25,260	\$33,830
Employment:	100	HOURLY:	\$10.81	\$8.00	\$8.00	\$9.01	\$12.14	\$16.27
Bismarck, ND MetroSA		ANNUAL:	\$33,270	\$20,770	\$21,830	\$27,410	\$38,730	\$51,790
Employment:	210	HOURLY:	\$15.99	\$9.99	\$10.50	\$13.18	\$18.62	\$24.90
Fargo, ND-MN MetroSA		ANNUAL:	\$34,890	\$20,100	\$22,800	\$30,170	\$40,090	\$52,890
Employment:	180	HOURLY:	\$16.77	\$9.66	\$10.96	\$14.50	\$19.27	\$25.43
Grand Forks, ND-MN MetroSA		ANNUAL:	\$31,790	\$21,050	\$21,050	\$28,550	\$35,740	\$48,960
Employment:	140	HOURLY:	\$15.29	\$10.12	\$10.12	\$13.73	\$17.18	\$23.54
West ND Nonmetro Area		ANNUAL:	\$28,500	\$16,640	\$18,570	\$25,770	\$33,430	\$39,820
Employment:	330	HOURLY:	\$13.70	\$8.00	\$8.93	\$12.39	\$16.07	\$19.15
East ND Nonmetro Area		ANNUAL:	\$31,860	\$18,730	\$22,870	\$29,020	\$36,040	\$45,640
Employment:	270	HOURLY:	\$15.32	\$9.01	\$11.00	\$13.95	\$17.33	\$21.94

39-3012 Gambling and Sports Book Writers and Runners**Alternate Job Title(s):** Betting Clerk; Keno Runner; Race Book Writer

Post information enabling patrons to wager on various races and sporting events. Assist in the operation of games such as keno and bingo. May operate random number-generating equipment and announce the numbers for patrons. Receive, verify, and record patrons' wagers. Scan and process winning tickets presented by patrons and pay out winnings for those wagers.

North Dakota		ANNUAL:	\$24,230	\$17,060	\$22,940	\$25,010	\$25,310	\$29,500
Employment:	60	HOURLY:	\$11.65	\$8.20	\$11.03	\$12.03	\$12.17	\$14.18
West ND Nonmetro Area		ANNUAL:	\$25,440	\$22,940	\$22,940	\$23,930	\$29,500	\$32,790
Employment:	30	HOURLY:	\$12.23	\$11.03	\$11.03	\$11.51	\$14.18	\$15.76

'N/A' indicates data or information cannot be released due to reliability, availability, or confidentiality restrictions. Since a portion of substate employment is not attributed to a region, substate areas will NOT add up to statewide totals. Rounding and the absence of suppressed data may also affect additivity.

			WAGE ESTIMATES				
			Average (Mean)	10th Percentile	25th Percentile	50th Percentile (Median)	75th Percentile

39-3019 Gambling Service Workers, All Other

Alternate Job Title(s): Bingo Worker; Pit Clerk; Proposition Player; Skill

All gambling service workers not listed separately.

North Dakota		ANNUAL:	\$31,300	\$20,390	\$26,350	\$29,000	\$33,280	\$43,170
Employment:	90	HOURLY:	\$15.05	\$9.80	\$12.67	\$13.94	\$16.00	\$20.76
Region 2		ANNUAL:	\$33,150	\$20,390	\$27,840	\$29,720	\$34,710	\$48,890
Employment:	20	HOURLY:	\$15.94	\$9.80	\$13.38	\$14.29	\$16.69	\$23.51
Region 5		ANNUAL:	\$29,730	\$20,390	\$26,620	\$28,870	\$31,830	\$34,410
Employment:	30	HOURLY:	\$14.29	\$9.80	\$12.80	\$13.88	\$15.30	\$16.54
Fargo, ND-MN MetroSA		ANNUAL:	\$29,930	\$25,130	\$25,510	\$29,140	\$29,140	\$34,410
Employment:	50	HOURLY:	\$14.39	\$12.08	\$12.27	\$14.01	\$14.01	\$16.54
West ND Nonmetro Area		ANNUAL:	\$31,640	\$20,390	\$26,730	\$28,590	\$33,280	\$48,890
Employment:	30	HOURLY:	\$15.21	\$9.80	\$12.85	\$13.74	\$16.00	\$23.51
East ND Nonmetro Area		ANNUAL:	\$30,150	\$20,390	\$23,440	\$29,220	\$31,830	\$34,500
Employment:	30	HOURLY:	\$14.50	\$9.80	\$11.27	\$14.05	\$15.30	\$16.59

39-3031 Ushers, Lobby Attendants, and Ticket Takers

Alternate Job Title(s): Theater Usher; Ticket Collector

Assist patrons at entertainment events by performing duties, such as collecting admission tickets and passes from patrons, assisting in finding seats, searching for lost articles, and helping patrons locate such facilities as restrooms and telephones.

North Dakota		ANNUAL:	\$27,660	\$20,920	\$24,440	\$27,210	\$30,410	\$34,340
Employment:	210	HOURLY:	\$13.30	\$10.06	\$11.75	\$13.08	\$14.62	\$16.51
Region 5		ANNUAL:	\$27,080	\$19,740	\$24,920	\$25,120	\$31,260	\$34,340
Employment:	N/A	HOURLY:	\$13.02	\$9.49	\$11.98	\$12.08	\$15.03	\$16.51
Fargo, ND-MN MetroSA		ANNUAL:	\$28,160	\$21,320	\$24,920	\$27,210	\$31,260	\$34,340
Employment:	N/A	HOURLY:	\$13.54	\$10.25	\$11.98	\$13.08	\$15.03	\$16.51
East ND Nonmetro Area		ANNUAL:	\$23,770	\$16,770	\$16,770	\$22,170	\$31,150	\$32,170
Employment:	20	HOURLY:	\$11.43	\$8.06	\$8.06	\$10.66	\$14.98	\$15.47

'N/A' indicates data or information cannot be released due to reliability, availability, or confidentiality restrictions. Since a portion of substate employment is not attributed to a region, substate areas will NOT add up to statewide totals. Rounding and the absence of suppressed data may also affect additivity.

		WAGE ESTIMATES						
		Average (Mean)	10th Percentile	25th Percentile	50th Percentile (Median)	75th Percentile	90th Percentile	
39-3091 Amusement and Recreation Attendants								
Alternate Job Title(s): Arcade Attendant; Golf Caddy; Ski Lift Operator								
Perform a variety of attending duties at amusement or recreation facility. May schedule use of recreation facilities, maintain and provide equipment to participants of sporting events or recreational pursuits, or operate amusement concessions and rides.								
North Dakota		ANNUAL:	\$27,870	\$20,860	\$22,690	\$27,420	\$30,330	\$35,430
Employment:	1,940	HOURLY:	\$13.40	\$10.03	\$10.91	\$13.19	\$14.58	\$17.03
Region 1		ANNUAL:	\$28,010	\$21,330	\$21,330	\$28,390	\$30,610	\$34,490
Employment:	230	HOURLY:	\$13.46	\$10.25	\$10.25	\$13.65	\$14.71	\$16.58
Region 2		ANNUAL:	\$26,820	\$17,660	\$21,940	\$27,460	\$30,330	\$34,940
Employment:	150	HOURLY:	\$12.89	\$8.49	\$10.55	\$13.20	\$14.58	\$16.80
Region 3		ANNUAL:	\$26,370	\$17,660	\$21,310	\$26,620	\$28,330	\$34,380
Employment:	110	HOURLY:	\$12.68	\$8.49	\$10.24	\$12.80	\$13.62	\$16.53
Region 4		ANNUAL:	\$25,380	\$19,210	\$20,860	\$24,720	\$27,880	\$32,490
Employment:	110	HOURLY:	\$12.20	\$9.23	\$10.03	\$11.88	\$13.40	\$15.62
Region 5		ANNUAL:	\$29,720	\$22,400	\$23,970	\$29,600	\$30,340	\$38,210
Employment:	640	HOURLY:	\$14.29	\$10.77	\$11.52	\$14.23	\$14.58	\$18.37
Region 6		ANNUAL:	\$26,270	\$19,830	\$22,530	\$26,140	\$28,660	\$33,630
Employment:	90	HOURLY:	\$12.63	\$9.53	\$10.83	\$12.57	\$13.78	\$16.17
Region 7		ANNUAL:	\$27,300	\$20,240	\$22,710	\$26,310	\$31,030	\$34,960
Employment:	440	HOURLY:	\$13.12	\$9.73	\$10.92	\$12.65	\$14.92	\$16.81
Bismarck, ND MetroSA		ANNUAL:	\$28,050	\$22,240	\$23,670	\$26,310	\$31,030	\$34,960
Employment:	380	HOURLY:	\$13.49	\$10.69	\$11.38	\$12.65	\$14.92	\$16.81
Fargo, ND-MN MetroSA		ANNUAL:	\$30,190	\$22,690	\$24,240	\$29,690	\$31,740	\$39,320
Employment:	610	HOURLY:	\$14.51	\$10.91	\$11.66	\$14.27	\$15.26	\$18.90
Grand Forks, ND-MN MetroSA		ANNUAL:	\$25,200	\$19,210	\$20,860	\$24,000	\$27,870	\$32,490
Employment:	100	HOURLY:	\$12.12	\$9.23	\$10.03	\$11.54	\$13.40	\$15.62
West ND Nonmetro Area		ANNUAL:	\$26,750	\$17,660	\$21,390	\$26,320	\$29,340	\$34,940
Employment:	600	HOURLY:	\$12.86	\$8.49	\$10.28	\$12.65	\$14.11	\$16.80
East ND Nonmetro Area		ANNUAL:	\$26,100	\$17,660	\$21,990	\$26,620	\$28,330	\$33,760
Employment:	290	HOURLY:	\$12.55	\$8.49	\$10.57	\$12.80	\$13.62	\$16.23

39-3099 Entertainment Attendants and Related Workers, All Other

Alternate Job Title(s): N/A

All entertainment attendants and related workers not listed separately.

North Dakota		ANNUAL:	\$24,060	\$23,700	\$23,700	\$23,710	\$23,710	\$23,710
Employment:	20	HOURLY:	\$11.57	\$11.40	\$11.40	\$11.40	\$11.40	\$11.40

'N/A' indicates data or information cannot be released due to reliability, availability, or confidentiality restrictions. Since a portion of substate employment is not attributed to a region, substate areas will NOT add up to statewide totals. Rounding and the absence of suppressed data may also affect additivity.

			WAGE ESTIMATES					
			Average (Mean)	10th Percentile	25th Percentile	50th Percentile (Median)	75th Percentile	90th Percentile
39-4021 Funeral Attendants								
Alternate Job Title(s): Funeral Home Assistant; Mortician Helper; Pallbearer								
Perform a variety of tasks during funeral, such as placing casket in parlor or chapel prior to service, arranging floral offerings or lights around casket, directing or escorting mourners, closing casket, and issuing and storing funeral equipment.								
North Dakota		ANNUAL:	\$38,840	\$30,150	\$31,250	\$35,060	\$43,650	\$45,440
Employment:	150	HOURLY:	\$18.67	\$14.49	\$15.03	\$16.86	\$20.99	\$21.84
Region 5		ANNUAL:	\$37,990	\$30,610	\$31,250	\$34,770	\$41,620	\$44,060
Employment:	30	HOURLY:	\$18.26	\$14.72	\$15.02	\$16.72	\$20.01	\$21.18
Region 6		ANNUAL:	\$38,830	\$23,560	\$31,090	\$42,150	\$44,370	\$46,590
Employment:	20	HOURLY:	\$18.67	\$11.33	\$14.95	\$20.27	\$21.33	\$22.40
Region 8		ANNUAL:	\$34,270	\$22,730	\$28,870	\$30,870	\$35,940	\$49,230
Employment:	N/A	HOURLY:	\$16.47	\$10.93	\$13.88	\$14.84	\$17.28	\$23.67
Fargo, ND-MN MetroSA		ANNUAL:	\$38,980	\$30,610	\$31,870	\$38,110	\$42,550	\$43,740
Employment:	40	HOURLY:	\$18.74	\$14.72	\$15.32	\$18.32	\$20.46	\$21.03
Grand Forks, ND-MN MetroSA		ANNUAL:	\$47,370	\$29,920	\$34,120	\$46,260	\$66,560	\$66,560
Employment:	10	HOURLY:	\$22.77	\$14.38	\$16.41	\$22.24	\$32.00	\$32.00
West ND Nonmetro Area		ANNUAL:	\$37,520	\$28,870	\$32,890	\$34,690	\$43,540	\$44,670
Employment:	60	HOURLY:	\$18.04	\$13.88	\$15.81	\$16.68	\$20.93	\$21.48
East ND Nonmetro Area		ANNUAL:	\$37,790	\$30,560	\$31,090	\$35,710	\$44,370	\$44,780
Employment:	40	HOURLY:	\$18.17	\$14.69	\$14.95	\$17.17	\$21.33	\$21.53

39-4031 Morticians, Undertakers, and Funeral Arrangers**Alternate Job Title(s):** Certified Mortician; Funeral Arranger

Perform various tasks to arrange and direct individual funeral services, such as coordinating transportation of body to mortuary, interviewing family or other authorized person to arrange details, selecting pallbearers, aiding with the selection of officials for religious rites, and providing transportation for mourners. Excludes Funeral Home Managers (11-9171).

North Dakota		ANNUAL:	\$77,810	\$44,810	\$58,170	\$63,460	\$84,080	\$114,880
Employment:	130	HOURLY:	\$37.41	\$21.54	\$27.96	\$30.51	\$40.42	\$55.23
Region 4		ANNUAL:	\$83,240	\$44,990	\$60,750	\$65,200	\$112,620	\$146,120
Employment:	20	HOURLY:	\$40.02	\$21.63	\$29.21	\$31.34	\$54.14	\$70.25
Region 5		ANNUAL:	\$76,470	\$44,990	\$54,320	\$63,340	\$88,310	\$114,630
Employment:	30	HOURLY:	\$36.76	\$21.63	\$26.11	\$30.45	\$42.46	\$55.11
Region 6		ANNUAL:	\$66,230	\$44,260	\$44,990	\$58,940	\$83,760	\$110,790
Employment:	20	HOURLY:	\$31.84	\$21.28	\$21.63	\$28.34	\$40.27	\$53.26
Fargo, ND-MN MetroSA		ANNUAL:	\$79,620	\$44,810	\$61,930	\$78,080	\$88,310	\$99,770
Employment:	30	HOURLY:	\$38.28	\$21.54	\$29.77	\$37.54	\$42.46	\$47.97
Grand Forks, ND-MN MetroSA		ANNUAL:	\$87,300	\$44,140	\$61,470	\$76,400	\$114,240	\$146,120
Employment:	20	HOURLY:	\$41.97	\$21.22	\$29.56	\$36.73	\$54.92	\$70.25
West ND Nonmetro Area		ANNUAL:	\$79,720	\$44,260	\$58,170	\$62,960	\$83,760	\$115,100
Employment:	40	HOURLY:	\$38.33	\$21.28	\$27.96	\$30.27	\$40.27	\$55.34
East ND Nonmetro Area		ANNUAL:	\$67,290	\$44,990	\$44,990	\$60,220	\$83,760	\$112,620
Employment:	40	HOURLY:	\$32.35	\$21.63	\$21.63	\$28.95	\$40.27	\$54.14

'N/A' indicates data or information cannot be released due to reliability, availability, or confidentiality restrictions. Since a portion of substate employment is not attributed to a region, substate areas will NOT add up to statewide totals. Rounding and the absence of suppressed data may also affect additivity.

		WAGE ESTIMATES						
		Average (Mean)	10th Percentile	25th Percentile	50th Percentile (Median)	75th Percentile	90th Percentile	
39-5011 Barbers								
Alternate Job Title(s): Barber Apprentice; Master Barber								
Provide barbering services, such as cutting, trimming, shampooing, and styling hair; trimming beards; or giving shaves.								
North Dakota		ANNUAL:	\$36,600	\$23,510	\$29,370	\$33,280	\$37,720	\$54,120
Employment:	140	HOURLY:	\$17.60	\$11.30	\$14.12	\$16.00	\$18.13	\$26.02
Region 5		ANNUAL:	\$37,600	\$28,890	\$29,470	\$30,040	\$46,850	\$54,980
Employment:	60	HOURLY:	\$18.08	\$13.89	\$14.17	\$14.44	\$22.52	\$26.43
Fargo, ND-MN MetroSA		ANNUAL:	\$37,590	\$28,890	\$29,470	\$30,020	\$46,900	\$54,980
Employment:	60	HOURLY:	\$18.07	\$13.89	\$14.17	\$14.43	\$22.55	\$26.43
West ND Nonmetro Area		ANNUAL:	\$34,860	\$21,810	\$29,720	\$35,120	\$36,500	\$49,640
Employment:	40	HOURLY:	\$16.76	\$10.49	\$14.29	\$16.89	\$17.55	\$23.86

39-5012 Hairdressers, Hairstylists, and Cosmetologists**Alternate Job Title(s):** Beautician; Wig Stylist

Provide beauty services, such as cutting, coloring, and styling hair, and massaging and treating scalp. May shampoo hair, apply makeup, dress wigs, remove hair, and provide nail and skincare services. Excludes Makeup Artists, Theatrical and Performance (39-5091), Manicurists and Pedicurists (39-5092), and Skincare Specialists (39-5094).

North Dakota		ANNUAL:	\$40,940	\$22,480	\$29,100	\$35,610	\$47,950	\$72,420
Employment:	1,050	HOURLY:	\$19.68	\$10.81	\$13.99	\$17.12	\$23.05	\$34.82
Region 1		ANNUAL:	\$41,370	\$22,810	\$29,150	\$35,890	\$50,770	\$69,600
Employment:	60	HOURLY:	\$19.89	\$10.97	\$14.01	\$17.26	\$24.41	\$33.46
Region 2		ANNUAL:	\$45,160	\$23,060	\$29,440	\$37,930	\$56,840	\$72,420
Employment:	120	HOURLY:	\$21.71	\$11.08	\$14.15	\$18.24	\$27.33	\$34.82
Region 4		ANNUAL:	\$42,290	\$22,500	\$28,790	\$35,700	\$55,690	\$70,850
Employment:	100	HOURLY:	\$20.33	\$10.82	\$13.84	\$17.16	\$26.77	\$34.06
Region 5		ANNUAL:	\$39,610	\$18,500	\$29,460	\$30,940	\$47,910	\$72,500
Employment:	380	HOURLY:	\$19.04	\$8.90	\$14.16	\$14.88	\$23.03	\$34.85
Region 6		ANNUAL:	\$46,000	\$24,210	\$29,860	\$37,860	\$64,940	\$72,560
Employment:	30	HOURLY:	\$22.11	\$11.64	\$14.35	\$18.20	\$31.22	\$34.88
Region 7		ANNUAL:	\$38,510	\$22,450	\$28,970	\$29,700	\$47,050	\$65,410
Employment:	280	HOURLY:	\$18.51	\$10.79	\$13.93	\$14.28	\$22.62	\$31.45
Bismarck, ND MetroSA		ANNUAL:	\$38,050	\$22,380	\$28,890	\$29,530	\$46,920	\$61,690
Employment:	270	HOURLY:	\$18.29	\$10.76	\$13.89	\$14.20	\$22.56	\$29.66
Fargo, ND-MN MetroSA		ANNUAL:	\$39,110	\$18,500	\$29,460	\$30,090	\$47,740	\$72,500
Employment:	400	HOURLY:	\$18.80	\$8.90	\$14.16	\$14.47	\$22.95	\$34.85
Grand Forks, ND-MN MetroSA		ANNUAL:	\$41,710	\$22,270	\$28,790	\$35,690	\$52,360	\$70,710
Employment:	90	HOURLY:	\$20.05	\$10.71	\$13.84	\$17.16	\$25.17	\$33.99
West ND Nonmetro Area		ANNUAL:	\$44,300	\$23,150	\$29,440	\$36,750	\$55,850	\$72,420
Employment:	250	HOURLY:	\$21.30	\$11.13	\$14.15	\$17.67	\$26.85	\$34.82
East ND Nonmetro Area		ANNUAL:	\$46,670	\$24,210	\$29,850	\$38,040	\$72,420	\$72,560
Employment:	80	HOURLY:	\$22.44	\$11.64	\$14.35	\$18.29	\$34.82	\$34.88

'N/A' indicates data or information cannot be released due to reliability, availability, or confidentiality restrictions. Since a portion of substate employment is not attributed to a region, substate areas will NOT add up to statewide totals. Rounding and the absence of suppressed data may also affect additivity.

	WAGE ESTIMATES					
	Average (Mean)	10th Percentile	25th Percentile	50th Percentile (Median)	75th Percentile	90th Percentile

39-5092 Manicurists and Pedicurists

Alternate Job Title(s): Fingernail Sculptor; Nail Technician

Clean and shape customers' fingernails and toenails. May polish or decorate nails.

Fargo, ND-MN MetroSA	ANNUAL:	\$35,090	\$22,380	\$30,260	\$33,680	\$38,180	\$45,610
Employment: 70	HOURLY:	\$16.87	\$10.76	\$14.55	\$16.19	\$18.36	\$21.93

39-5094 Skincare Specialists

Alternate Job Title(s): Electrolysis Operator; Facialist; Medical Esthetician

Provide skincare treatments to face and body to enhance an individual's appearance. Includes electrologists and laser hair removal specialists.

North Dakota	ANNUAL:	\$48,950	\$38,080	\$40,530	\$44,010	\$47,390	\$63,530
Employment: 80	HOURLY:	\$23.53	\$18.31	\$19.49	\$21.16	\$22.79	\$30.54
Region 4	ANNUAL:	\$43,360	\$26,560	\$38,790	\$41,160	\$45,760	\$62,290
Employment: 20	HOURLY:	\$20.84	\$12.77	\$18.65	\$19.79	\$22.00	\$29.95
Region 5	ANNUAL:	\$48,590	\$38,080	\$40,120	\$46,010	\$48,380	\$63,530
Employment: 40	HOURLY:	\$23.36	\$18.31	\$19.29	\$22.12	\$23.26	\$30.54
Fargo, ND-MN MetroSA	ANNUAL:	\$50,350	\$38,080	\$40,110	\$46,490	\$51,690	\$63,540
Employment: 40	HOURLY:	\$24.21	\$18.31	\$19.29	\$22.35	\$24.85	\$30.55
Grand Forks, ND-MN MetroSA	ANNUAL:	\$43,360	\$26,560	\$38,790	\$41,160	\$45,760	\$62,290
Employment: 20	HOURLY:	\$20.85	\$12.77	\$18.65	\$19.79	\$22.00	\$29.95
West ND Nonmetro Area	ANNUAL:	\$63,160	\$39,730	\$42,090	\$44,810	\$54,000	\$163,850
Employment: 10	HOURLY:	\$30.36	\$19.10	\$20.24	\$21.54	\$25.96	\$78.77

39-7010 Tour and Travel Guides

Alternate Job Title(s): Historical Site Guide; Museum Guide; Sightseeing Guide; Cruise Director; River Expedition Guide

Plan, organize, and conduct long-distance travel, tours, and expeditions; or sightseeing tours through places of interest such as industrial establishments, public buildings, and art galleries.

North Dakota	ANNUAL:	\$33,880	\$29,120	\$29,120	\$31,950	\$35,360	\$43,580
Employment: 60	HOURLY:	\$16.29	\$14.00	\$14.00	\$15.36	\$17.00	\$20.95
Region 7	ANNUAL:	\$31,980	\$29,120	\$29,120	\$31,020	\$33,280	\$41,080
Employment: 30	HOURLY:	\$15.37	\$14.00	\$14.00	\$14.91	\$16.00	\$19.75
Bismarck, ND MetroSA	ANNUAL:	\$31,450	\$29,120	\$29,120	\$29,120	\$33,270	\$35,360
Employment: 20	HOURLY:	\$15.12	\$14.00	\$14.00	\$14.00	\$15.99	\$17.00
Fargo, ND-MN MetroSA	ANNUAL:	\$35,730	\$31,250	\$31,250	\$32,190	\$37,260	\$43,870
Employment: N/A	HOURLY:	\$17.18	\$15.03	\$15.03	\$15.48	\$17.91	\$21.09
West ND Nonmetro Area	ANNUAL:	\$35,970	\$29,120	\$31,090	\$33,660	\$35,360	\$44,050
Employment: 20	HOURLY:	\$17.29	\$14.00	\$14.95	\$16.18	\$17.00	\$21.18

'N/A' indicates data or information cannot be released due to reliability, availability, or confidentiality restrictions. Since a portion of substate employment is not attributed to a region, substate areas will NOT add up to statewide totals. Rounding and the absence of suppressed data may also affect additivity.

		WAGE ESTIMATES						
		Average (Mean)	10th Percentile	25th Percentile	50th Percentile (Median)	75th Percentile	90th Percentile	
39-9011 Childcare Workers								
Alternate Job Title(s): Au Pair; Daycare Provider; Nanny								
Attend to children at schools, businesses, private households, and childcare institutions. Perform a variety of tasks, such as dressing, feeding, bathing, and overseeing play. Excludes Preschool Teachers, Except Special Education (25-2011) and Teaching Assistants, Preschool, Elementary, Middle, and Secondary School, Except Special Education (25-9042).								
North Dakota		ANNUAL:	\$30,510	\$23,610	\$27,750	\$29,210	\$33,800	\$38,210
Employment: 3,880		HOURLY:	\$14.67	\$11.35	\$13.34	\$14.05	\$16.25	\$18.37
Region 1		ANNUAL:	\$32,350	\$23,160	\$28,400	\$30,870	\$36,390	\$41,940
Employment: 280		HOURLY:	\$15.55	\$11.13	\$13.65	\$14.84	\$17.49	\$20.16
Region 2		ANNUAL:	\$30,310	\$23,040	\$26,370	\$29,610	\$31,460	\$39,060
Employment: 340		HOURLY:	\$14.57	\$11.08	\$12.68	\$14.23	\$15.12	\$18.78
Region 3		ANNUAL:	\$30,670	\$22,640	\$26,670	\$28,880	\$34,640	\$40,520
Employment: 160		HOURLY:	\$14.74	\$10.88	\$12.82	\$13.88	\$16.65	\$19.48
Region 4		ANNUAL:	\$30,360	\$23,510	\$26,620	\$28,270	\$30,750	\$38,540
Employment: 400		HOURLY:	\$14.60	\$11.30	\$12.80	\$13.59	\$14.78	\$18.53
Region 5		ANNUAL:	\$30,910	\$24,420	\$28,630	\$29,430	\$34,440	\$38,720
Employment: 1,500		HOURLY:	\$14.86	\$11.74	\$13.77	\$14.15	\$16.56	\$18.62
Region 6		ANNUAL:	\$29,850	\$22,610	\$27,180	\$28,770	\$33,600	\$38,080
Employment: 290		HOURLY:	\$14.35	\$10.87	\$13.07	\$13.83	\$16.15	\$18.31
Region 7		ANNUAL:	\$29,580	\$23,900	\$26,600	\$29,180	\$31,170	\$36,750
Employment: 730		HOURLY:	\$14.22	\$11.49	\$12.79	\$14.03	\$14.98	\$17.67
Region 8		ANNUAL:	\$29,630	\$21,210	\$23,020	\$28,870	\$34,680	\$37,190
Employment: 170		HOURLY:	\$14.24	\$10.20	\$11.07	\$13.88	\$16.67	\$17.88
Bismarck, ND MetroSA		ANNUAL:	\$29,710	\$24,250	\$26,600	\$29,180	\$31,170	\$36,750
Employment: 670		HOURLY:	\$14.29	\$11.66	\$12.79	\$14.03	\$14.99	\$17.67
Fargo, ND-MN MetroSA		ANNUAL:	\$31,190	\$24,450	\$28,700	\$29,480	\$34,570	\$39,050
Employment: 1,440		HOURLY:	\$15.00	\$11.76	\$13.80	\$14.18	\$16.62	\$18.77
Grand Forks, ND-MN MetroSA		ANNUAL:	\$30,580	\$23,630	\$26,620	\$28,080	\$30,750	\$38,540
Employment: 360		HOURLY:	\$14.70	\$11.36	\$12.80	\$13.50	\$14.78	\$18.53
West ND Nonmetro Area		ANNUAL:	\$30,680	\$22,970	\$28,240	\$29,670	\$35,040	\$39,380
Employment: 860		HOURLY:	\$14.75	\$11.04	\$13.58	\$14.27	\$16.85	\$18.93
East ND Nonmetro Area		ANNUAL:	\$29,700	\$22,610	\$24,940	\$28,760	\$33,600	\$38,080
Employment: 670		HOURLY:	\$14.28	\$10.87	\$11.99	\$13.83	\$16.15	\$18.31

'N/A' indicates data or information cannot be released due to reliability, availability, or confidentiality restrictions. Since a portion of substate employment is not attributed to a region, substate areas will NOT add up to statewide totals. Rounding and the absence of suppressed data may also affect additivity.

		WAGE ESTIMATES						
		Average (Mean)	10th Percentile	25th Percentile	50th Percentile (Median)	75th Percentile	90th Percentile	
39-9031 Exercise Trainers and Group Fitness Instructors								
Alternate Job Title(s): Aerobics Instructor; Personal Trainer; Yoga Instructor								
Instruct or coach groups or individuals in exercise activities for the primary purpose of personal fitness. Demonstrate techniques and form, observe participants, and explain to them corrective measures necessary to improve their skills. Develop and implement individualized approaches to exercise. Excludes Educational Instruction and Library Occupations (25-0000), Coaches and Scouts (27-2022), and Athletic Trainers (29-9091).								
North Dakota		ANNUAL:	\$40,840	\$24,770	\$30,920	\$37,910	\$47,970	\$56,330
Employment: 1,000		HOURLY:	\$19.63	\$11.91	\$14.86	\$18.22	\$23.06	\$27.08
Region 2		ANNUAL:	\$45,130	\$22,010	\$31,090	\$38,390	\$49,240	\$71,590
Employment: 80		HOURLY:	\$21.70	\$10.58	\$14.95	\$18.46	\$23.67	\$34.42
Region 3		ANNUAL:	\$38,330	\$26,540	\$30,700	\$34,170	\$46,220	\$56,360
Employment: 40		HOURLY:	\$18.43	\$12.76	\$14.76	\$16.43	\$22.22	\$27.10
Region 4		ANNUAL:	\$36,810	\$22,610	\$29,430	\$32,590	\$46,440	\$55,170
Employment: 100		HOURLY:	\$17.69	\$10.87	\$14.15	\$15.67	\$22.33	\$26.52
Region 5		ANNUAL:	\$44,090	\$28,330	\$33,250	\$42,070	\$52,100	\$56,660
Employment: 360		HOURLY:	\$21.20	\$13.62	\$15.98	\$20.23	\$25.05	\$27.24
Region 6		ANNUAL:	\$39,410	\$29,490	\$32,960	\$33,570	\$38,390	\$57,880
Employment: 30		HOURLY:	\$18.95	\$14.18	\$15.85	\$16.14	\$18.46	\$27.83
Region 7		ANNUAL:	\$39,630	\$25,720	\$30,110	\$38,480	\$48,910	\$54,320
Employment: 260		HOURLY:	\$19.05	\$12.37	\$14.48	\$18.50	\$23.51	\$26.12
Bismarck, ND MetroSA		ANNUAL:	\$39,580	\$25,720	\$30,110	\$38,690	\$49,230	\$54,320
Employment: 240		HOURLY:	\$19.03	\$12.37	\$14.48	\$18.60	\$23.67	\$26.12
Fargo, ND-MN MetroSA		ANNUAL:	\$44,900	\$28,330	\$34,250	\$42,070	\$52,100	\$56,960
Employment: 390		HOURLY:	\$21.59	\$13.62	\$16.46	\$20.23	\$25.05	\$27.38
Grand Forks, ND-MN MetroSA		ANNUAL:	\$36,870	\$22,610	\$28,000	\$32,590	\$46,440	\$55,170
Employment: 100		HOURLY:	\$17.73	\$10.87	\$13.46	\$15.67	\$22.33	\$26.52
West ND Nonmetro Area		ANNUAL:	\$39,450	\$24,610	\$30,760	\$36,850	\$45,760	\$55,120
Employment: 220		HOURLY:	\$18.96	\$11.83	\$14.79	\$17.72	\$22.00	\$26.50
East ND Nonmetro Area		ANNUAL:	\$38,390	\$26,540	\$32,960	\$34,170	\$38,390	\$56,360
Employment: 100		HOURLY:	\$18.46	\$12.76	\$15.85	\$16.43	\$18.46	\$27.10

'N/A' indicates data or information cannot be released due to reliability, availability, or confidentiality restrictions. Since a portion of substate employment is not attributed to a region, substate areas will NOT add up to statewide totals. Rounding and the absence of suppressed data may also affect additivity.

		WAGE ESTIMATES						
		Average (Mean)	10th Percentile	25th Percentile	50th Percentile (Median)	75th Percentile	90th Percentile	
39-9032 Recreation Workers								
Alternate Job Title(s): Camp Counselor; Recreational Activities Aide								
Conduct recreation activities with groups in public, private, or volunteer agencies or recreation facilities. Organize and promote activities, such as arts and crafts, sports, games, music, dramatics, social recreation, camping, and hobbies, taking into account the needs and interests of individual members.								
North Dakota		ANNUAL:	\$38,930	\$29,390	\$31,240	\$37,830	\$45,560	\$51,350
Employment:	820	HOURLY:	\$18.71	\$14.13	\$15.02	\$18.19	\$21.90	\$24.69
Region 1		ANNUAL:	\$47,470	\$39,740	\$40,460	\$50,050	\$50,050	\$56,260
Employment:	60	HOURLY:	\$22.82	\$19.10	\$19.45	\$24.06	\$24.06	\$27.05
Region 2		ANNUAL:	\$40,220	\$30,100	\$31,960	\$40,050	\$47,880	\$51,380
Employment:	90	HOURLY:	\$19.34	\$14.47	\$15.36	\$19.25	\$23.02	\$24.70
Region 3		ANNUAL:	\$35,050	\$18,750	\$26,160	\$35,460	\$43,460	\$50,880
Employment:	30	HOURLY:	\$16.85	\$9.01	\$12.57	\$17.05	\$20.89	\$24.46
Region 4		ANNUAL:	\$36,940	\$25,000	\$30,830	\$35,930	\$43,940	\$46,860
Employment:	80	HOURLY:	\$17.76	\$12.02	\$14.82	\$17.28	\$21.12	\$22.53
Region 5		ANNUAL:	\$38,580	\$29,390	\$31,940	\$36,480	\$45,420	\$49,850
Employment:	230	HOURLY:	\$18.55	\$14.13	\$15.36	\$17.54	\$21.84	\$23.96
Region 6		ANNUAL:	\$38,400	\$30,030	\$31,940	\$37,200	\$43,460	\$48,080
Employment:	60	HOURLY:	\$18.46	\$14.44	\$15.36	\$17.89	\$20.89	\$23.11
Region 7		ANNUAL:	\$37,250	\$29,500	\$29,500	\$35,850	\$44,770	\$50,890
Employment:	210	HOURLY:	\$17.91	\$14.18	\$14.18	\$17.23	\$21.52	\$24.47
Region 8		ANNUAL:	\$40,630	\$31,950	\$33,100	\$40,200	\$46,060	\$53,270
Employment:	70	HOURLY:	\$19.53	\$15.36	\$15.91	\$19.32	\$22.14	\$25.61
Bismarck, ND MetroSA		ANNUAL:	\$36,960	\$29,490	\$29,500	\$33,940	\$40,050	\$50,900
Employment:	190	HOURLY:	\$17.77	\$14.18	\$14.18	\$16.32	\$19.25	\$24.47
Fargo, ND-MN MetroSA		ANNUAL:	\$38,430	\$29,390	\$32,570	\$36,820	\$43,920	\$49,850
Employment:	240	HOURLY:	\$18.48	\$14.13	\$15.66	\$17.70	\$21.11	\$23.97
Grand Forks, ND-MN MetroSA		ANNUAL:	\$34,330	\$24,820	\$24,820	\$32,590	\$41,130	\$46,860
Employment:	120	HOURLY:	\$16.51	\$11.93	\$11.93	\$15.67	\$19.77	\$22.53
West ND Nonmetro Area		ANNUAL:	\$42,190	\$31,950	\$36,140	\$40,460	\$50,050	\$51,480
Employment:	230	HOURLY:	\$20.29	\$15.36	\$17.38	\$19.45	\$24.06	\$24.75
East ND Nonmetro Area		ANNUAL:	\$37,570	\$27,930	\$31,940	\$36,480	\$43,460	\$48,080
Employment:	150	HOURLY:	\$18.06	\$13.43	\$15.36	\$17.54	\$20.89	\$23.11

'N/A' indicates data or information cannot be released due to reliability, availability, or confidentiality restrictions. Since a portion of substate employment is not attributed to a region, substate areas will NOT add up to statewide totals. Rounding and the absence of suppressed data may also affect additivity.

		WAGE ESTIMATES						
		Average (Mean)	10th Percentile	25th Percentile	50th Percentile (Median)	75th Percentile	90th Percentile	
39-9041 Residential Advisors								
Alternate Job Title(s): Dormitory Counselor; House Parent; Residence Life Coordinator								
Coordinate activities in resident facilities in secondary school and college dormitories, group homes, or similar establishments. Order supplies and determine need for maintenance, repairs, and furnishings. May maintain household records and assign rooms. May assist residents with problem solving or refer them to counseling resources.								
North Dakota		ANNUAL:	\$45,030	\$32,870	\$40,710	\$45,100	\$49,660	\$58,660
Employment:	350	HOURLY:	\$21.65	\$15.81	\$19.57	\$21.68	\$23.88	\$28.20
Region 2		ANNUAL:	\$48,070	\$44,710	\$44,710	\$44,710	\$50,900	\$58,660
Employment:	70	HOURLY:	\$23.11	\$21.49	\$21.49	\$21.49	\$24.47	\$28.20
Region 4		ANNUAL:	\$45,700	\$31,510	\$37,820	\$46,260	\$49,320	\$63,260
Employment:	30	HOURLY:	\$21.97	\$15.15	\$18.18	\$22.24	\$23.71	\$30.41
Region 5		ANNUAL:	\$44,260	\$35,820	\$40,370	\$45,610	\$47,640	\$53,410
Employment:	70	HOURLY:	\$21.28	\$17.22	\$19.41	\$21.93	\$22.90	\$25.68
Region 6		ANNUAL:	\$49,350	\$44,180	\$45,240	\$45,240	\$59,730	\$59,730
Employment:	20	HOURLY:	\$23.72	\$21.24	\$21.75	\$21.75	\$28.72	\$28.72
Region 7		ANNUAL:	\$44,320	\$32,880	\$33,940	\$45,100	\$50,600	\$60,640
Employment:	60	HOURLY:	\$21.31	\$15.81	\$16.32	\$21.68	\$24.33	\$29.15
Bismarck, ND MetroSA		ANNUAL:	\$44,310	\$32,870	\$33,940	\$45,100	\$50,600	\$60,640
Employment:	60	HOURLY:	\$21.31	\$15.81	\$16.32	\$21.68	\$24.33	\$29.15
Fargo, ND-MN MetroSA		ANNUAL:	\$44,850	\$35,040	\$40,370	\$45,630	\$48,150	\$55,590
Employment:	100	HOURLY:	\$21.56	\$16.85	\$19.41	\$21.94	\$23.15	\$26.73
Grand Forks, ND-MN MetroSA		ANNUAL:	\$45,970	\$34,150	\$39,110	\$44,280	\$49,320	\$59,900
Employment:	50	HOURLY:	\$22.10	\$16.42	\$18.81	\$21.29	\$23.71	\$28.80
West ND Nonmetro Area		ANNUAL:	\$45,260	\$29,420	\$41,190	\$44,710	\$50,900	\$53,410
Employment:	140	HOURLY:	\$21.76	\$14.15	\$19.80	\$21.49	\$24.47	\$25.68
East ND Nonmetro Area		ANNUAL:	\$45,990	\$34,340	\$44,180	\$45,240	\$48,100	\$59,730
Employment:	60	HOURLY:	\$22.11	\$16.51	\$21.24	\$21.75	\$23.12	\$28.72

39-9099 Personal Care and Service Workers, All Other

Alternate Job Title(s): Butler; House Sitter; Shoe Shiner; Valet

All personal care and service workers not listed separately.

North Dakota		ANNUAL:	\$32,780	\$23,840	\$27,510	\$29,930	\$30,280	\$56,850
Employment:	110	HOURLY:	\$15.76	\$11.46	\$13.23	\$14.39	\$14.56	\$27.33
Region 5		ANNUAL:	\$33,700	\$24,040	\$29,600	\$30,160	\$30,160	\$57,290
Employment:	40	HOURLY:	\$16.20	\$11.56	\$14.23	\$14.50	\$14.50	\$27.54
Fargo, ND-MN MetroSA		ANNUAL:	\$33,840	\$26,440	\$29,600	\$30,160	\$30,160	\$57,290
Employment:	40	HOURLY:	\$16.27	\$12.71	\$14.23	\$14.50	\$14.50	\$27.54
West ND Nonmetro Area		ANNUAL:	\$30,690	\$24,040	\$24,040	\$27,510	\$30,280	\$41,510
Employment:	40	HOURLY:	\$14.76	\$11.56	\$11.56	\$13.23	\$14.56	\$19.96

'N/A' indicates data or information cannot be released due to reliability, availability, or confidentiality restrictions. Since a portion of substate employment is not attributed to a region, substate areas will NOT add up to statewide totals. Rounding and the absence of suppressed data may also affect additivity.

		WAGE ESTIMATES					
		Average (Mean)	10th Percentile	25th Percentile	50th Percentile (Median)	75th Percentile	90th Percentile
41-0000 Sales and Related Occupations							
Alternate Job Title(s): N/A							
North Dakota Employment: 35,370	ANNUAL:	\$48,420	\$26,590	\$29,340	\$36,340	\$56,120	\$80,420
	HOURLY:	\$23.28	\$12.78	\$14.11	\$17.47	\$26.98	\$38.67
Region 1 Employment: 2,340	ANNUAL:	\$51,040	\$27,910	\$29,610	\$37,310	\$59,510	\$90,580
	HOURLY:	\$24.54	\$13.42	\$14.24	\$17.94	\$28.61	\$43.55
Region 2 Employment: 4,360	ANNUAL:	\$45,370	\$27,440	\$29,240	\$35,570	\$48,800	\$75,900
	HOURLY:	\$21.81	\$13.19	\$14.06	\$17.10	\$23.46	\$36.49
Region 3 Employment: 1,370	ANNUAL:	\$41,250	\$22,830	\$28,730	\$33,260	\$45,580	\$68,930
	HOURLY:	\$19.83	\$10.98	\$13.81	\$15.99	\$21.91	\$33.14
Region 4 Employment: 4,110	ANNUAL:	\$44,450	\$24,500	\$28,730	\$34,990	\$48,180	\$75,340
	HOURLY:	\$21.37	\$11.78	\$13.81	\$16.82	\$23.16	\$36.22
Region 5 Employment: 12,090	ANNUAL:	\$52,150	\$27,260	\$29,840	\$38,020	\$60,640	\$87,360
	HOURLY:	\$25.07	\$13.11	\$14.35	\$18.28	\$29.15	\$42.00
Region 6 Employment: 2,080	ANNUAL:	\$47,570	\$23,720	\$29,000	\$36,070	\$57,120	\$80,590
	HOURLY:	\$22.87	\$11.40	\$13.94	\$17.34	\$27.46	\$38.75
Region 7 Employment: 6,800	ANNUAL:	\$46,500	\$26,110	\$29,310	\$36,270	\$50,490	\$76,710
	HOURLY:	\$22.36	\$12.55	\$14.09	\$17.44	\$24.27	\$36.88
Region 8 Employment: 1,980	ANNUAL:	\$47,210	\$26,610	\$29,010	\$36,050	\$54,330	\$80,870
	HOURLY:	\$22.69	\$12.79	\$13.95	\$17.33	\$26.12	\$38.88
Bismarck, ND MetroSA Employment: 6,080	ANNUAL:	\$46,730	\$26,850	\$29,500	\$36,340	\$50,460	\$76,180
	HOURLY:	\$22.46	\$12.91	\$14.18	\$17.47	\$24.26	\$36.63
Fargo, ND-MN MetroSA Employment: 12,700	ANNUAL:	\$51,700	\$27,340	\$29,890	\$37,800	\$60,150	\$86,680
	HOURLY:	\$24.86	\$13.14	\$14.37	\$18.17	\$28.92	\$41.67
Grand Forks, ND-MN MetroSA Employment: 4,320	ANNUAL:	\$43,510	\$24,950	\$28,620	\$34,880	\$46,990	\$72,950
	HOURLY:	\$20.92	\$12.00	\$13.76	\$16.77	\$22.59	\$35.07
West ND Nonmetro Area Employment: 9,410	ANNUAL:	\$47,110	\$26,950	\$29,260	\$35,950	\$52,450	\$79,950
	HOURLY:	\$22.65	\$12.96	\$14.07	\$17.28	\$25.22	\$38.44
East ND Nonmetro Area Employment: 5,260	ANNUAL:	\$46,070	\$23,440	\$29,010	\$35,520	\$53,030	\$77,720
	HOURLY:	\$22.15	\$11.27	\$13.95	\$17.08	\$25.49	\$37.37

'N/A' indicates data or information cannot be released due to reliability, availability, or confidentiality restrictions. Since a portion of substate employment is not attributed to a region, substate areas will NOT add up to statewide totals. Rounding and the absence of suppressed data may also affect additivity.

		WAGE ESTIMATES						
		Average (Mean)	10th Percentile	25th Percentile	50th Percentile (Median)	75th Percentile	90th Percentile	
41-1011 First-Line Supervisors of Retail Sales Workers								
Alternate Job Title(s): Cashier Supervisor; Delicatessen Department Manager								
Directly supervise and coordinate activities of retail sales workers in an establishment or department. Duties may include management functions, such as purchasing, budgeting, accounting, and personnel work, in addition to supervisory duties.								
North Dakota		ANNUAL:	\$54,530	\$35,610	\$39,690	\$48,550	\$62,970	\$79,570
Employment:	2,440	HOURLY:	\$26.22	\$17.12	\$19.08	\$23.34	\$30.28	\$38.26
Region 1		ANNUAL:	\$60,610	\$36,520	\$45,230	\$56,590	\$75,120	\$90,610
Employment:	160	HOURLY:	\$29.14	\$17.56	\$21.74	\$27.21	\$36.11	\$43.56
Region 2		ANNUAL:	\$56,230	\$35,660	\$41,340	\$49,450	\$66,350	\$82,910
Employment:	300	HOURLY:	\$27.03	\$17.14	\$19.87	\$23.78	\$31.90	\$39.86
Region 3		ANNUAL:	\$53,240	\$35,030	\$37,320	\$48,060	\$63,290	\$75,300
Employment:	90	HOURLY:	\$25.59	\$16.84	\$17.94	\$23.11	\$30.43	\$36.20
Region 4		ANNUAL:	\$53,220	\$34,660	\$39,480	\$47,470	\$61,900	\$76,450
Employment:	320	HOURLY:	\$25.59	\$16.66	\$18.98	\$22.82	\$29.76	\$36.75
Region 5		ANNUAL:	\$52,970	\$35,630	\$39,160	\$46,950	\$59,780	\$77,090
Employment:	790	HOURLY:	\$25.46	\$17.13	\$18.83	\$22.57	\$28.74	\$37.06
Region 6		ANNUAL:	\$56,430	\$36,420	\$38,460	\$48,510	\$65,540	\$82,690
Employment:	140	HOURLY:	\$27.13	\$17.51	\$18.49	\$23.32	\$31.51	\$39.76
Region 7		ANNUAL:	\$53,860	\$35,360	\$39,180	\$50,020	\$61,580	\$75,680
Employment:	500	HOURLY:	\$25.90	\$17.00	\$18.84	\$24.05	\$29.61	\$36.38
Region 8		ANNUAL:	\$57,200	\$35,470	\$42,090	\$50,250	\$71,420	\$85,650
Employment:	130	HOURLY:	\$27.50	\$17.05	\$20.24	\$24.16	\$34.34	\$41.18
Bismarck, ND MetroSA		ANNUAL:	\$53,770	\$35,360	\$39,390	\$49,330	\$61,580	\$75,680
Employment:	460	HOURLY:	\$25.85	\$17.00	\$18.94	\$23.71	\$29.61	\$36.38
Fargo, ND-MN MetroSA		ANNUAL:	\$52,880	\$35,670	\$39,500	\$46,820	\$59,750	\$76,270
Employment:	910	HOURLY:	\$25.42	\$17.15	\$18.99	\$22.51	\$28.72	\$36.67
Grand Forks, ND-MN MetroSA		ANNUAL:	\$51,590	\$33,260	\$38,300	\$46,340	\$60,610	\$73,150
Employment:	390	HOURLY:	\$24.81	\$15.99	\$18.41	\$22.28	\$29.14	\$35.17
West ND Nonmetro Area		ANNUAL:	\$57,440	\$35,710	\$42,460	\$51,780	\$70,030	\$85,650
Employment:	630	HOURLY:	\$27.62	\$17.17	\$20.41	\$24.89	\$33.67	\$41.18
East ND Nonmetro Area		ANNUAL:	\$54,350	\$35,360	\$37,960	\$48,060	\$63,290	\$79,770
Employment:	340	HOURLY:	\$26.13	\$17.00	\$18.25	\$23.11	\$30.43	\$38.35

'N/A' indicates data or information cannot be released due to reliability, availability, or confidentiality restrictions. Since a portion of substate employment is not attributed to a region, substate areas will NOT add up to statewide totals. Rounding and the absence of suppressed data may also affect additivity.

			WAGE ESTIMATES					
			Average (Mean)	10th Percentile	25th Percentile	50th Percentile (Median)	75th Percentile	90th Percentile
41-1012 First-Line Supervisors of Non-Retail Sales Workers								
Alternate Job Title(s): Insurance Sales Supervisor; Real Estate Sales Supervisor; Telemarketer Supervisor								
Directly supervise and coordinate activities of sales workers other than retail sales workers. May perform duties such as budgeting, accounting, and personnel work, in addition to supervisory duties.								
North Dakota		ANNUAL:	\$97,460	\$54,530	\$62,990	\$84,870	\$128,030	\$160,390
Employment:	230	HOURLY:	\$46.86	\$26.22	\$30.28	\$40.80	\$61.56	\$77.11
Region 1		ANNUAL:	\$97,440	\$49,270	\$59,390	\$78,720	\$140,460	\$150,400
Employment:	20	HOURLY:	\$46.85	\$23.68	\$28.55	\$37.85	\$67.53	\$72.31
Region 2		ANNUAL:	\$81,830	\$49,270	\$61,600	\$74,940	\$104,350	\$124,800
Employment:	20	HOURLY:	\$39.34	\$23.68	\$29.61	\$36.03	\$50.17	\$60.00
Region 4		ANNUAL:	\$103,380	\$59,240	\$73,170	\$87,230	\$147,480	\$160,400
Employment:	30	HOURLY:	\$49.70	\$28.48	\$35.18	\$41.94	\$70.90	\$77.12
Region 5		ANNUAL:	\$100,070	\$58,130	\$72,890	\$88,270	\$127,530	\$165,320
Employment:	100	HOURLY:	\$48.11	\$27.95	\$35.04	\$42.44	\$61.31	\$79.48
Region 7		ANNUAL:	\$94,240	\$57,490	\$63,540	\$80,850	\$120,000	\$139,920
Employment:	40	HOURLY:	\$45.31	\$27.64	\$30.55	\$38.87	\$57.69	\$67.27
Bismarck, ND MetroSA		ANNUAL:	\$94,470	\$55,680	\$63,320	\$81,120	\$120,000	\$139,920
Employment:	40	HOURLY:	\$45.42	\$26.77	\$30.44	\$39.00	\$57.69	\$67.27
Fargo, ND-MN MetroSA		ANNUAL:	\$96,670	\$55,950	\$66,860	\$83,350	\$126,900	\$165,320
Employment:	110	HOURLY:	\$46.48	\$26.90	\$32.14	\$40.07	\$61.01	\$79.48
Grand Forks, ND-MN MetroSA		ANNUAL:	\$89,870	\$53,860	\$60,670	\$76,890	\$108,200	\$159,070
Employment:	30	HOURLY:	\$43.21	\$25.90	\$29.17	\$36.96	\$52.02	\$76.48
West ND Nonmetro Area		ANNUAL:	\$88,230	\$49,260	\$59,510	\$74,940	\$120,110	\$140,460
Employment:	50	HOURLY:	\$42.42	\$23.69	\$28.61	\$36.03	\$57.75	\$67.53
East ND Nonmetro Area		ANNUAL:	\$113,660	\$59,590	\$77,690	\$128,050	\$134,750	\$155,520
Employment:	20	HOURLY:	\$54.64	\$28.65	\$37.35	\$61.56	\$64.78	\$74.77

'N/A' indicates data or information cannot be released due to reliability, availability, or confidentiality restrictions. Since a portion of substate employment is not attributed to a region, substate areas will NOT add up to statewide totals. Rounding and the absence of suppressed data may also affect additivity.

		WAGE ESTIMATES						
		Average (Mean)	10th Percentile	25th Percentile	50th Percentile (Median)	75th Percentile	90th Percentile	
41-2011 Cashiers								
Alternate Job Title(s): Cash Register Operator; Grocery Checker; Toll Collector								
Receive and disburse money in establishments other than financial institutions. May use electronic scanners, cash registers, or related equipment. May process credit or debit card transactions and validate checks. Excludes Gambling Change Persons and Booth Cashiers (41-2012).								
North Dakota		ANNUAL:	\$30,660	\$22,610	\$28,190	\$29,450	\$34,300	\$36,630
Employment:	9,660	HOURLY:	\$14.74	\$10.87	\$13.55	\$14.16	\$16.49	\$17.61
Region 1		ANNUAL:	\$31,070	\$22,830	\$28,710	\$29,580	\$34,840	\$36,980
Employment:	740	HOURLY:	\$14.94	\$10.98	\$13.80	\$14.22	\$16.75	\$17.78
Region 2		ANNUAL:	\$31,150	\$22,640	\$28,140	\$29,490	\$34,820	\$37,550
Employment:	1,310	HOURLY:	\$14.98	\$10.88	\$13.53	\$14.18	\$16.74	\$18.05
Region 3		ANNUAL:	\$30,310	\$22,420	\$27,630	\$29,230	\$33,960	\$37,680
Employment:	640	HOURLY:	\$14.57	\$10.78	\$13.29	\$14.05	\$16.32	\$18.11
Region 4		ANNUAL:	\$29,980	\$22,020	\$27,800	\$29,100	\$33,630	\$36,080
Employment:	1,230	HOURLY:	\$14.42	\$10.59	\$13.37	\$13.99	\$16.17	\$17.35
Region 5		ANNUAL:	\$30,820	\$23,550	\$28,750	\$29,680	\$33,440	\$36,330
Employment:	2,530	HOURLY:	\$14.82	\$11.32	\$13.82	\$14.27	\$16.08	\$17.47
Region 6		ANNUAL:	\$29,670	\$22,300	\$26,050	\$29,270	\$32,880	\$36,920
Employment:	740	HOURLY:	\$14.26	\$10.72	\$12.52	\$14.07	\$15.81	\$17.75
Region 7		ANNUAL:	\$30,780	\$22,620	\$28,160	\$29,610	\$34,900	\$36,270
Employment:	1,810	HOURLY:	\$14.80	\$10.88	\$13.54	\$14.24	\$16.78	\$17.44
Region 8		ANNUAL:	\$30,970	\$22,740	\$28,200	\$29,230	\$34,320	\$37,980
Employment:	660	HOURLY:	\$14.89	\$10.93	\$13.56	\$14.05	\$16.50	\$18.26
Bismarck, ND MetroSA		ANNUAL:	\$30,980	\$24,960	\$28,540	\$29,680	\$35,160	\$35,970
Employment:	1,440	HOURLY:	\$14.90	\$12.00	\$13.72	\$14.27	\$16.90	\$17.30
Fargo, ND-MN MetroSA		ANNUAL:	\$30,760	\$25,560	\$28,680	\$29,620	\$33,210	\$35,920
Employment:	2,660	HOURLY:	\$14.79	\$12.29	\$13.79	\$14.24	\$15.96	\$17.27
Grand Forks, ND-MN MetroSA		ANNUAL:	\$30,030	\$23,450	\$27,800	\$28,860	\$33,730	\$35,490
Employment:	1,280	HOURLY:	\$14.44	\$11.28	\$13.37	\$13.87	\$16.22	\$17.06
West ND Nonmetro Area		ANNUAL:	\$30,950	\$22,360	\$28,170	\$29,370	\$34,600	\$37,190
Employment:	3,060	HOURLY:	\$14.88	\$10.75	\$13.54	\$14.12	\$16.64	\$17.88
East ND Nonmetro Area		ANNUAL:	\$30,100	\$22,310	\$27,630	\$29,300	\$33,440	\$37,680
Employment:	2,150	HOURLY:	\$14.47	\$10.73	\$13.29	\$14.09	\$16.08	\$18.12

'N/A' indicates data or information cannot be released due to reliability, availability, or confidentiality restrictions. Since a portion of substate employment is not attributed to a region, substate areas will NOT add up to statewide totals. Rounding and the absence of suppressed data may also affect additivity.

		WAGE ESTIMATES						
		Average (Mean)	10th Percentile	25th Percentile	50th Percentile (Median)	75th Percentile	90th Percentile	
41-2021 Counter and Rental Clerks								
Alternate Job Title(s): Automotive Service Writer; Car Rental Agent; Dry Cleaning Counter Clerk								
Receive orders, generally in person, for repairs, rentals, and services. May describe available options, compute cost, and accept payment. Excludes Fast Food and Counter Workers (35-3023), Hotel, Motel, and Resort Desk Clerks (43-4081), Order Clerks (43-4151), and Reservation and Transportation Ticket Agents and Travel Clerks (43-4181).								
North Dakota		ANNUAL:	\$43,560	\$30,510	\$34,020	\$37,670	\$48,470	\$60,000
Employment:	850	HOURLY:	\$20.94	\$14.67	\$16.36	\$18.11	\$23.30	\$28.85
Region 1		ANNUAL:	\$48,950	\$30,860	\$35,660	\$42,310	\$56,810	\$78,000
Employment:	110	HOURLY:	\$23.54	\$14.84	\$17.14	\$20.34	\$27.31	\$37.50
Region 2		ANNUAL:	\$44,560	\$29,210	\$31,200	\$37,650	\$55,110	\$65,030
Employment:	100	HOURLY:	\$21.42	\$14.04	\$15.00	\$18.10	\$26.50	\$31.27
Region 4		ANNUAL:	\$38,820	\$30,070	\$32,620	\$35,450	\$44,090	\$55,640
Employment:	90	HOURLY:	\$18.66	\$14.45	\$15.68	\$17.04	\$21.20	\$26.75
Region 5		ANNUAL:	\$41,580	\$29,230	\$33,920	\$36,770	\$45,000	\$57,880
Employment:	300	HOURLY:	\$19.99	\$14.05	\$16.31	\$17.68	\$21.63	\$27.82
Region 7		ANNUAL:	\$43,700	\$30,880	\$34,010	\$37,480	\$48,970	\$59,310
Employment:	160	HOURLY:	\$21.01	\$14.85	\$16.35	\$18.02	\$23.55	\$28.51
Region 8		ANNUAL:	\$49,470	\$30,710	\$35,170	\$42,570	\$56,160	\$77,990
Employment:	50	HOURLY:	\$23.78	\$14.76	\$16.91	\$20.47	\$27.00	\$37.50
Bismarck, ND MetroSA		ANNUAL:	\$43,640	\$30,880	\$34,010	\$37,480	\$47,390	\$59,310
Employment:	160	HOURLY:	\$20.98	\$14.85	\$16.35	\$18.02	\$22.79	\$28.52
Fargo, ND-MN MetroSA		ANNUAL:	\$40,890	\$28,660	\$33,060	\$36,660	\$44,750	\$57,880
Employment:	310	HOURLY:	\$19.66	\$13.78	\$15.89	\$17.63	\$21.52	\$27.83
Grand Forks, ND-MN MetroSA		ANNUAL:	\$38,370	\$29,890	\$31,680	\$35,310	\$43,830	\$51,180
Employment:	90	HOURLY:	\$18.45	\$14.37	\$15.23	\$16.98	\$21.07	\$24.60
West ND Nonmetro Area		ANNUAL:	\$47,300	\$30,510	\$35,330	\$39,350	\$55,280	\$77,990
Employment:	270	HOURLY:	\$22.74	\$14.67	\$16.99	\$18.92	\$26.58	\$37.50
East ND Nonmetro Area		ANNUAL:	\$45,750	\$35,650	\$36,310	\$42,310	\$56,970	\$57,460
Employment:	50	HOURLY:	\$22.00	\$17.14	\$17.46	\$20.34	\$27.39	\$27.63

'N/A' indicates data or information cannot be released due to reliability, availability, or confidentiality restrictions. Since a portion of substate employment is not attributed to a region, substate areas will NOT add up to statewide totals. Rounding and the absence of suppressed data may also affect additivity.

		WAGE ESTIMATES						
		Average (Mean)	10th Percentile	25th Percentile	50th Percentile (Median)	75th Percentile	90th Percentile	
41-2022 Parts Salespersons								
Alternate Job Title(s): Auto Parts Salesperson; Electronic Parts Salesperson								
Sell spare and replacement parts and equipment in repair shop or parts store.								
North Dakota		ANNUAL:	\$51,830	\$35,310	\$43,480	\$49,540	\$60,410	\$68,600
Employment:	1,640	HOURLY:	\$24.92	\$16.98	\$20.90	\$23.82	\$29.04	\$32.98
Region 1		ANNUAL:	\$52,990	\$35,150	\$45,490	\$51,160	\$59,870	\$72,720
Employment:	130	HOURLY:	\$25.48	\$16.90	\$21.87	\$24.59	\$28.78	\$34.96
Region 2		ANNUAL:	\$52,070	\$35,400	\$43,140	\$49,820	\$60,490	\$68,440
Employment:	240	HOURLY:	\$25.04	\$17.02	\$20.74	\$23.95	\$29.08	\$32.90
Region 3		ANNUAL:	\$49,740	\$31,220	\$38,220	\$48,240	\$59,900	\$64,380
Employment:	50	HOURLY:	\$23.91	\$15.01	\$18.37	\$23.19	\$28.80	\$30.95
Region 4		ANNUAL:	\$50,910	\$35,060	\$40,940	\$49,350	\$60,280	\$67,250
Employment:	150	HOURLY:	\$24.48	\$16.85	\$19.68	\$23.73	\$28.98	\$32.33
Region 5		ANNUAL:	\$52,280	\$35,900	\$45,720	\$49,730	\$60,530	\$68,600
Employment:	500	HOURLY:	\$25.14	\$17.26	\$21.98	\$23.91	\$29.10	\$32.98
Region 6		ANNUAL:	\$50,600	\$35,160	\$42,610	\$48,720	\$60,260	\$68,240
Employment:	160	HOURLY:	\$24.33	\$16.91	\$20.49	\$23.42	\$28.97	\$32.81
Region 7		ANNUAL:	\$50,840	\$33,870	\$39,750	\$48,980	\$60,030	\$73,620
Employment:	270	HOURLY:	\$24.44	\$16.28	\$19.11	\$23.55	\$28.86	\$35.40
Region 8		ANNUAL:	\$53,830	\$36,740	\$45,760	\$50,870	\$60,520	\$69,420
Employment:	120	HOURLY:	\$25.88	\$17.66	\$22.00	\$24.46	\$29.09	\$33.37
Bismarck, ND MetroSA		ANNUAL:	\$50,810	\$31,650	\$39,750	\$49,180	\$60,210	\$73,620
Employment:	250	HOURLY:	\$24.43	\$15.22	\$19.11	\$23.64	\$28.95	\$35.40
Fargo, ND-MN MetroSA		ANNUAL:	\$51,140	\$31,690	\$42,000	\$48,940	\$60,530	\$68,600
Employment:	500	HOURLY:	\$24.59	\$15.24	\$20.19	\$23.53	\$29.10	\$32.98
Grand Forks, ND-MN MetroSA		ANNUAL:	\$47,960	\$30,510	\$39,560	\$48,510	\$56,670	\$65,940
Employment:	170	HOURLY:	\$23.06	\$14.67	\$19.02	\$23.32	\$27.25	\$31.70
West ND Nonmetro Area		ANNUAL:	\$52,680	\$35,400	\$44,710	\$50,680	\$60,480	\$69,460
Employment:	510	HOURLY:	\$25.33	\$17.02	\$21.50	\$24.36	\$29.08	\$33.39
East ND Nonmetro Area		ANNUAL:	\$51,460	\$35,470	\$45,650	\$49,280	\$60,270	\$66,090
Employment:	300	HOURLY:	\$24.74	\$17.05	\$21.95	\$23.69	\$28.97	\$31.77

'N/A' indicates data or information cannot be released due to reliability, availability, or confidentiality restrictions. Since a portion of substate employment is not attributed to a region, substate areas will NOT add up to statewide totals. Rounding and the absence of suppressed data may also affect additivity.

		WAGE ESTIMATES					
		Average (Mean)	10th Percentile	25th Percentile	50th Percentile (Median)	75th Percentile	90th Percentile
41-2031 Retail Salespersons							
Alternate Job Title(s): Used Car Salesperson; Women's Apparel Salesperson							
Sell merchandise, such as furniture, motor vehicles, appliances, or apparel to consumers. Excludes Cashiers (41-2011).							
North Dakota	ANNUAL:	\$37,110	\$23,980	\$28,390	\$34,800	\$38,510	\$48,550
Employment: 11,560	HOURLY:	\$17.84	\$11.53	\$13.65	\$16.73	\$18.52	\$23.34
Region 1	ANNUAL:	\$37,990	\$24,080	\$29,220	\$35,950	\$41,700	\$48,780
Employment: 620	HOURLY:	\$18.27	\$11.58	\$14.05	\$17.28	\$20.05	\$23.45
Region 2	ANNUAL:	\$36,960	\$24,670	\$28,630	\$34,680	\$38,570	\$48,660
Employment: 1,500	HOURLY:	\$17.77	\$11.86	\$13.76	\$16.67	\$18.54	\$23.39
Region 3	ANNUAL:	\$37,390	\$22,830	\$28,610	\$34,900	\$37,470	\$49,190
Employment: 290	HOURLY:	\$17.97	\$10.97	\$13.75	\$16.78	\$18.01	\$23.65
Region 4	ANNUAL:	\$35,700	\$23,570	\$27,620	\$33,260	\$36,950	\$46,670
Employment: 1,510	HOURLY:	\$17.17	\$11.33	\$13.28	\$15.99	\$17.76	\$22.44
Region 5	ANNUAL:	\$37,320	\$24,270	\$28,150	\$34,840	\$38,940	\$50,240
Employment: 4,060	HOURLY:	\$17.94	\$11.67	\$13.54	\$16.75	\$18.72	\$24.15
Region 6	ANNUAL:	\$38,740	\$23,400	\$28,170	\$34,120	\$41,070	\$60,070
Employment: 500	HOURLY:	\$18.62	\$11.25	\$13.54	\$16.40	\$19.74	\$28.88
Region 7	ANNUAL:	\$36,890	\$23,740	\$28,430	\$35,020	\$38,000	\$47,630
Employment: 2,450	HOURLY:	\$17.74	\$11.41	\$13.67	\$16.83	\$18.27	\$22.90
Region 8	ANNUAL:	\$38,110	\$23,870	\$28,650	\$35,690	\$41,840	\$52,300
Employment: 590	HOURLY:	\$18.32	\$11.48	\$13.77	\$17.16	\$20.11	\$25.15
Bismarck, ND MetroSA	ANNUAL:	\$37,000	\$23,760	\$28,440	\$35,090	\$38,000	\$47,590
Employment: 2,330	HOURLY:	\$17.79	\$11.42	\$13.68	\$16.87	\$18.27	\$22.88
Fargo, ND-MN MetroSA	ANNUAL:	\$37,710	\$24,600	\$28,440	\$35,000	\$38,880	\$50,410
Employment: 4,310	HOURLY:	\$18.13	\$11.83	\$13.67	\$16.83	\$18.69	\$24.24
Grand Forks, ND-MN MetroSA	ANNUAL:	\$35,680	\$23,830	\$27,740	\$33,270	\$36,950	\$46,630
Employment: 1,580	HOURLY:	\$17.16	\$11.46	\$13.34	\$15.99	\$17.76	\$22.42
West ND Nonmetro Area	ANNUAL:	\$37,330	\$24,030	\$28,640	\$35,160	\$38,970	\$49,120
Employment: 2,830	HOURLY:	\$17.95	\$11.55	\$13.77	\$16.90	\$18.74	\$23.61
East ND Nonmetro Area	ANNUAL:	\$37,780	\$22,830	\$28,090	\$33,100	\$39,400	\$58,980
Employment: 1,110	HOURLY:	\$18.16	\$10.97	\$13.51	\$15.91	\$18.94	\$28.36

'N/A' indicates data or information cannot be released due to reliability, availability, or confidentiality restrictions. Since a portion of substate employment is not attributed to a region, substate areas will NOT add up to statewide totals. Rounding and the absence of suppressed data may also affect additivity.

			WAGE ESTIMATES					
			Average (Mean)	10th Percentile	25th Percentile	50th Percentile (Median)	75th Percentile	90th Percentile
41-3011 Advertising Sales Agents								
Alternate Job Title(s): Advertising Account Executive; Display Advertising Sales Representative; Yellow Pages Space Salesperson								
Sell or solicit advertising space, time, or media in publications, signage, TV, radio, or Internet establishments or public spaces.								
North Dakota		ANNUAL:	\$56,580	\$27,620	\$35,580	\$47,990	\$70,930	\$92,520
Employment:	350	HOURLY:	\$27.20	\$13.28	\$17.11	\$23.07	\$34.10	\$44.48
Region 1		ANNUAL:	\$49,230	\$23,720	\$28,930	\$39,450	\$53,940	\$80,940
Employment:	10	HOURLY:	\$23.67	\$11.40	\$13.91	\$18.96	\$25.93	\$38.91
Region 2		ANNUAL:	\$54,030	\$27,620	\$34,100	\$43,190	\$58,010	\$92,520
Employment:	20	HOURLY:	\$25.98	\$13.28	\$16.39	\$20.76	\$27.89	\$44.48
Region 4		ANNUAL:	\$63,220	\$33,030	\$38,050	\$62,880	\$79,900	\$108,830
Employment:	30	HOURLY:	\$30.39	\$15.88	\$18.29	\$30.23	\$38.41	\$52.32
Region 5		ANNUAL:	\$56,150	\$28,170	\$36,750	\$49,290	\$67,480	\$87,330
Employment:	170	HOURLY:	\$26.99	\$13.54	\$17.67	\$23.70	\$32.44	\$41.99
Region 7		ANNUAL:	\$55,690	\$23,720	\$33,700	\$46,550	\$70,930	\$93,800
Employment:	70	HOURLY:	\$26.78	\$11.40	\$16.20	\$22.38	\$34.10	\$45.09
Bismarck, ND MetroSA		ANNUAL:	\$57,340	\$26,110	\$36,370	\$46,680	\$70,930	\$95,850
Employment:	60	HOURLY:	\$27.57	\$12.55	\$17.48	\$22.44	\$34.10	\$46.08
Fargo, ND-MN MetroSA		ANNUAL:	\$55,320	\$28,330	\$36,750	\$48,900	\$67,480	\$87,330
Employment:	180	HOURLY:	\$26.59	\$13.62	\$17.67	\$23.51	\$32.44	\$41.99
Grand Forks, ND-MN MetroSA		ANNUAL:	\$63,680	\$29,540	\$39,220	\$62,870	\$79,900	\$108,830
Employment:	30	HOURLY:	\$30.62	\$14.20	\$18.85	\$30.23	\$38.41	\$52.32
West ND Nonmetro Area		ANNUAL:	\$52,230	\$23,720	\$29,820	\$43,190	\$60,980	\$89,930
Employment:	50	HOURLY:	\$25.11	\$11.40	\$14.34	\$20.77	\$29.32	\$43.24
East ND Nonmetro Area		ANNUAL:	\$57,800	\$27,620	\$36,870	\$46,490	\$78,720	\$96,310
Employment:	50	HOURLY:	\$27.79	\$13.28	\$17.73	\$22.35	\$37.84	\$46.30

'N/A' indicates data or information cannot be released due to reliability, availability, or confidentiality restrictions. Since a portion of substate employment is not attributed to a region, substate areas will NOT add up to statewide totals. Rounding and the absence of suppressed data may also affect additivity.

		WAGE ESTIMATES						
		Average (Mean)	10th Percentile	25th Percentile	50th Percentile (Median)	75th Percentile	90th Percentile	
41-3021 Insurance Sales Agents								
Alternate Job Title(s): Life Insurance Salesperson; Pension Agent								
Sell life, property, casualty, health, automotive, or other types of insurance. May refer clients to independent brokers, work as an independent broker, or be employed by an insurance company.								
North Dakota		ANNUAL:	\$83,210	\$41,070	\$55,790	\$65,840	\$91,290	\$123,870
Employment:	1,390	HOURLY:	\$40.00	\$19.74	\$26.82	\$31.66	\$43.89	\$59.56
Region 1		ANNUAL:	\$82,700	\$44,940	\$45,710	\$59,520	\$78,000	\$145,820
Employment:	40	HOURLY:	\$39.76	\$21.60	\$21.98	\$28.61	\$37.50	\$70.11
Region 2		ANNUAL:	\$82,900	\$39,860	\$45,790	\$75,330	\$96,900	\$123,230
Employment:	150	HOURLY:	\$39.85	\$19.16	\$22.01	\$36.21	\$46.59	\$59.24
Region 3		ANNUAL:	\$64,770	\$41,070	\$52,450	\$63,830	\$69,020	\$80,200
Employment:	50	HOURLY:	\$31.14	\$19.74	\$25.22	\$30.69	\$33.18	\$38.56
Region 4		ANNUAL:	\$74,500	\$41,070	\$52,830	\$63,830	\$77,160	\$111,120
Employment:	120	HOURLY:	\$35.82	\$19.74	\$25.40	\$30.69	\$37.10	\$53.42
Region 5		ANNUAL:	\$91,350	\$47,610	\$60,270	\$72,420	\$96,190	\$143,320
Employment:	580	HOURLY:	\$43.92	\$22.89	\$28.97	\$34.82	\$46.24	\$68.90
Region 6		ANNUAL:	\$64,180	\$41,070	\$57,610	\$63,830	\$69,020	\$77,350
Employment:	100	HOURLY:	\$30.85	\$19.74	\$27.70	\$30.69	\$33.18	\$37.19
Region 7		ANNUAL:	\$76,940	\$39,780	\$47,990	\$62,560	\$96,010	\$123,820
Employment:	230	HOURLY:	\$36.99	\$19.13	\$23.07	\$30.08	\$46.16	\$59.53
Region 8		ANNUAL:	\$84,360	\$43,870	\$46,220	\$76,080	\$116,390	\$121,230
Employment:	70	HOURLY:	\$40.56	\$21.09	\$22.22	\$36.58	\$55.96	\$58.28
Bismarck, ND MetroSA		ANNUAL:	\$75,820	\$39,250	\$47,990	\$62,440	\$95,230	\$123,820
Employment:	190	HOURLY:	\$36.45	\$18.87	\$23.07	\$30.02	\$45.78	\$59.53
Fargo, ND-MN MetroSA		ANNUAL:	\$92,730	\$47,610	\$60,270	\$75,740	\$97,940	\$151,260
Employment:	550	HOURLY:	\$44.58	\$22.89	\$28.97	\$36.41	\$47.09	\$72.72
Grand Forks, ND-MN MetroSA		ANNUAL:	\$77,250	\$46,490	\$51,850	\$62,190	\$82,510	\$118,680
Employment:	100	HOURLY:	\$37.14	\$22.35	\$24.93	\$29.90	\$39.67	\$57.06
West ND Nonmetro Area		ANNUAL:	\$83,160	\$41,060	\$45,790	\$75,330	\$96,910	\$123,230
Employment:	300	HOURLY:	\$39.98	\$19.74	\$22.01	\$36.22	\$46.59	\$59.24
East ND Nonmetro Area		ANNUAL:	\$63,350	\$41,070	\$52,450	\$63,830	\$69,020	\$77,350
Employment:	250	HOURLY:	\$30.46	\$19.74	\$25.22	\$30.69	\$33.19	\$37.19

'N/A' indicates data or information cannot be released due to reliability, availability, or confidentiality restrictions. Since a portion of substate employment is not attributed to a region, substate areas will NOT add up to statewide totals. Rounding and the absence of suppressed data may also affect additivity.

		WAGE ESTIMATES					
		Average (Mean)	10th Percentile	25th Percentile	50th Percentile (Median)	75th Percentile	90th Percentile
41-3031 Securities, Commodities, and Financial Services Sales Agents							
Alternate Job Title(s): Foreign Exchange Trader; Investment Banker; Securities Trader; Stock Broker							
Buy and sell securities or commodities in investment and trading firms, or provide financial services to businesses and individuals. May advise customers about stocks, bonds, mutual funds, commodities, and market conditions.							
North Dakota		ANNUAL:	N/A	N/A	N/A	N/A	N/A
Employment:	370	HOURLY:	N/A	N/A	N/A	N/A	N/A
Region 1		ANNUAL:	\$96,050	\$42,410	\$65,190	\$95,490	\$130,990
Employment:	10	HOURLY:	\$46.18	\$20.39	\$31.34	\$45.91	\$62.98
Region 4		ANNUAL:	\$133,020	\$41,410	\$45,830	\$99,800	\$152,110
Employment:	40	HOURLY:	\$63.95	\$19.91	\$22.03	\$47.98	\$73.13
Region 5		ANNUAL:	\$133,740	\$43,350	\$59,060	\$99,100	\$137,840
Employment:	160	HOURLY:	\$64.30	\$20.84	\$28.40	\$47.65	\$66.27
Region 7		ANNUAL:	\$163,930	\$48,060	\$82,980	\$127,160	\$136,810
Employment:	80	HOURLY:	\$78.81	\$23.11	\$39.90	\$61.14	\$65.78
Bismarck, ND MetroSA		ANNUAL:	N/A	N/A	N/A	N/A	N/A
Employment:	70	HOURLY:	N/A	N/A	N/A	N/A	N/A
Fargo, ND-MN MetroSA		ANNUAL:	N/A	N/A	N/A	N/A	N/A
Employment:	170	HOURLY:	N/A	N/A	N/A	N/A	N/A
Grand Forks, ND-MN MetroSA		ANNUAL:	N/A	N/A	N/A	N/A	N/A
Employment:	40	HOURLY:	N/A	N/A	N/A	N/A	N/A
West ND Nonmetro Area		ANNUAL:	\$108,650	\$42,410	\$64,050	\$99,790	\$131,520
Employment:	70	HOURLY:	\$52.24	\$20.39	\$30.79	\$47.98	\$63.23
East ND Nonmetro Area		ANNUAL:	\$146,460	\$71,210	\$111,370	\$152,100	\$152,100
Employment:	30	HOURLY:	\$70.42	\$34.24	\$53.54	\$73.13	\$73.13

'N/A' indicates data or information cannot be released due to reliability, availability, or confidentiality restrictions. Since a portion of substate employment is not attributed to a region, substate areas will NOT add up to statewide totals. Rounding and the absence of suppressed data may also affect additivity.

		WAGE ESTIMATES						
		Average (Mean)	10th Percentile	25th Percentile	50th Percentile (Median)	75th Percentile	90th Percentile	
41-3041 Travel Agents								
Alternate Job Title(s): Corporate Travel Expert; Travel Service Consultant								
Plan and sell transportation and accommodations for customers. Determine destination, modes of transportation, travel dates, costs, and accommodations required. May also describe, plan, and arrange itineraries and sell tour packages. May assist in resolving clients' travel problems.								
North Dakota		ANNUAL:	\$41,280	\$32,430	\$32,430	\$37,590	\$47,350	\$59,270
Employment:	260	HOURLY:	\$19.85	\$15.59	\$15.59	\$18.07	\$22.77	\$28.50
Region 4		ANNUAL:	\$39,600	\$23,340	\$31,310	\$38,080	\$45,870	\$59,040
Employment:	10	HOURLY:	\$19.04	\$11.22	\$15.05	\$18.31	\$22.05	\$28.38
Region 5		ANNUAL:	\$46,720	\$32,890	\$37,590	\$47,160	\$49,340	\$61,050
Employment:	60	HOURLY:	\$22.46	\$15.81	\$18.07	\$22.67	\$23.72	\$29.35
Region 7		ANNUAL:	\$46,070	\$31,410	\$38,670	\$45,840	\$56,460	\$61,290
Employment:	40	HOURLY:	\$22.15	\$15.10	\$18.59	\$22.04	\$27.15	\$29.47
Bismarck, ND MetroSA		ANNUAL:	\$46,010	\$31,410	\$38,670	\$45,840	\$56,460	\$61,290
Employment:	40	HOURLY:	\$22.12	\$15.10	\$18.59	\$22.04	\$27.15	\$29.47
Fargo, ND-MN MetroSA		ANNUAL:	\$46,090	\$32,040	\$37,590	\$47,160	\$49,340	\$61,050
Employment:	60	HOURLY:	\$22.16	\$15.41	\$18.07	\$22.68	\$23.72	\$29.35
Grand Forks, ND-MN MetroSA		ANNUAL:	\$40,050	\$23,340	\$31,310	\$38,080	\$45,870	\$59,040
Employment:	10	HOURLY:	\$19.26	\$11.22	\$15.05	\$18.31	\$22.05	\$28.38
West ND Nonmetro Area		ANNUAL:	\$36,990	\$32,430	\$32,430	\$32,430	\$37,920	\$51,860
Employment:	130	HOURLY:	\$17.79	\$15.59	\$15.59	\$15.59	\$18.23	\$24.93

'N/A' indicates data or information cannot be released due to reliability, availability, or confidentiality restrictions. Since a portion of substate employment is not attributed to a region, substate areas will NOT add up to statewide totals. Rounding and the absence of suppressed data may also affect additivity.

		WAGE ESTIMATES						
		Average (Mean)	10th Percentile	25th Percentile	50th Percentile (Median)	75th Percentile	90th Percentile	
41-3091 Sales Representatives of Services, Except Advertising, Insurance, Financial Services, and Travel								
Alternate Job Title(s): Business Services Sales Representative; Membership Solicitor; Pest Control Service Sales Agent								
Sell services to individuals or businesses. May describe options or resolve client problems. Excludes Advertising Sales Agents (41-3011), Insurance Sales Agents (41-3021), Securities, Commodities, and Financial Services Sales Agents (41-3031), Travel Agents (41-3041), Sales Representatives, Wholesale and Manufacturing (41-4010), and Telemarketers (41-9041).								
North Dakota		ANNUAL:	\$87,870	\$39,920	\$53,710	\$77,230	\$109,710	\$145,490
Employment:	1,100	HOURLY:	\$42.24	\$19.19	\$25.82	\$37.13	\$52.75	\$69.95
Region 1		ANNUAL:	\$101,320	\$47,730	\$62,180	\$95,780	\$126,730	\$161,630
Employment:	150	HOURLY:	\$48.71	\$22.95	\$29.89	\$46.05	\$60.93	\$77.71
Region 2		ANNUAL:	\$84,650	\$39,940	\$49,850	\$77,600	\$114,100	\$136,310
Employment:	90	HOURLY:	\$40.70	\$19.20	\$23.97	\$37.31	\$54.86	\$65.53
Region 4		ANNUAL:	\$82,980	\$36,450	\$43,970	\$70,220	\$98,030	\$150,360
Employment:	90	HOURLY:	\$39.89	\$17.52	\$21.14	\$33.76	\$47.13	\$72.29
Region 5		ANNUAL:	\$87,620	\$39,920	\$53,210	\$73,580	\$100,970	\$149,340
Employment:	460	HOURLY:	\$42.12	\$19.19	\$25.58	\$35.37	\$48.54	\$71.80
Region 6		ANNUAL:	\$88,230	\$46,340	\$62,210	\$80,590	\$101,470	\$135,470
Employment:	40	HOURLY:	\$42.42	\$22.28	\$29.91	\$38.75	\$48.78	\$65.13
Region 7		ANNUAL:	\$79,160	\$39,620	\$48,700	\$74,260	\$90,460	\$126,970
Employment:	190	HOURLY:	\$38.06	\$19.05	\$23.41	\$35.70	\$43.49	\$61.04
Region 8		ANNUAL:	\$96,490	\$47,470	\$58,100	\$84,340	\$126,730	\$146,200
Employment:	60	HOURLY:	\$46.39	\$22.82	\$27.93	\$40.55	\$60.93	\$70.29
Bismarck, ND MetroSA		ANNUAL:	\$78,890	\$39,620	\$46,930	\$72,500	\$90,460	\$127,070
Employment:	170	HOURLY:	\$37.93	\$19.05	\$22.56	\$34.86	\$43.49	\$61.09
Fargo, ND-MN MetroSA		ANNUAL:	\$83,850	\$39,270	\$47,750	\$71,460	\$97,820	\$134,920
Employment:	530	HOURLY:	\$40.31	\$18.88	\$22.96	\$34.36	\$47.03	\$64.86
Grand Forks, ND-MN MetroSA		ANNUAL:	\$80,030	\$36,450	\$45,200	\$69,150	\$93,060	\$132,610
Employment:	90	HOURLY:	\$38.48	\$17.52	\$21.73	\$33.24	\$44.74	\$63.75
West ND Nonmetro Area		ANNUAL:	\$94,760	\$42,370	\$58,230	\$82,910	\$125,610	\$161,630
Employment:	310	HOURLY:	\$45.56	\$20.37	\$27.99	\$39.86	\$60.39	\$77.71
East ND Nonmetro Area		ANNUAL:	\$87,190	\$39,940	\$49,670	\$80,520	\$100,400	\$135,470
Employment:	80	HOURLY:	\$41.92	\$19.20	\$23.88	\$38.71	\$48.27	\$65.13

'N/A' indicates data or information cannot be released due to reliability, availability, or confidentiality restrictions. Since a portion of substate employment is not attributed to a region, substate areas will NOT add up to statewide totals. Rounding and the absence of suppressed data may also affect additivity.

		WAGE ESTIMATES						
		Average (Mean)	10th Percentile	25th Percentile	50th Percentile (Median)	75th Percentile	90th Percentile	
41-4011 Sales Representatives, Wholesale and Manufacturing, Technical and Scientific Products								
Alternate Job Title(s): Pharmaceutical Sales Representative; Surgical Instruments Sales Representative; Wholesale Ultrasonic Equipment Salesperson								
Sell goods for wholesalers or manufacturers where technical or scientific knowledge is required in such areas as biology, engineering, chemistry, and electronics, normally obtained from at least 2 years of postsecondary education. Excludes Sales Engineers (41-9031).								
North Dakota		ANNUAL:	\$104,350	\$55,610	\$75,560	\$101,240	\$132,560	\$148,240
Employment:	440	HOURLY:	\$50.17	\$26.74	\$36.33	\$48.67	\$63.73	\$71.27
Region 4		ANNUAL:	\$107,790	\$53,240	\$91,290	\$97,620	\$122,670	\$152,010
Employment:	40	HOURLY:	\$51.82	\$25.60	\$43.89	\$46.93	\$58.98	\$73.08
Region 5		ANNUAL:	\$111,280	\$58,990	\$76,620	\$132,240	\$136,830	\$148,250
Employment:	210	HOURLY:	\$53.50	\$28.36	\$36.84	\$63.58	\$65.79	\$71.27
Region 7		ANNUAL:	\$99,080	\$53,900	\$63,690	\$98,510	\$137,080	\$140,980
Employment:	80	HOURLY:	\$47.63	\$25.91	\$30.62	\$47.36	\$65.90	\$67.78
Bismarck, ND MetroSA		ANNUAL:	\$101,000	\$53,900	\$75,690	\$98,510	\$137,740	\$147,130
Employment:	70	HOURLY:	\$48.56	\$25.91	\$36.39	\$47.36	\$66.22	\$70.74
Fargo, ND-MN MetroSA		ANNUAL:	\$111,850	\$58,990	\$76,930	\$132,240	\$136,830	\$148,350
Employment:	200	HOURLY:	\$53.78	\$28.36	\$36.99	\$63.58	\$65.79	\$71.32
West ND Nonmetro Area		ANNUAL:	\$96,370	\$54,530	\$57,030	\$99,200	\$122,670	\$135,840
Employment:	70	HOURLY:	\$46.33	\$26.22	\$27.42	\$47.69	\$58.98	\$65.31
East ND Nonmetro Area		ANNUAL:	\$91,020	\$35,310	\$63,090	\$97,620	\$99,210	\$132,560
Employment:	70	HOURLY:	\$43.76	\$16.98	\$30.33	\$46.93	\$47.70	\$63.73

'N/A' indicates data or information cannot be released due to reliability, availability, or confidentiality restrictions. Since a portion of substate employment is not attributed to a region, substate areas will NOT add up to statewide totals. Rounding and the absence of suppressed data may also affect additivity.

		WAGE ESTIMATES						
		Average (Mean)	10th Percentile	25th Percentile	50th Percentile (Median)	75th Percentile	90th Percentile	
41-4012 Sales Representatives, Wholesale and Manufacturing, Except Technical and Scientific Products								
Alternate Job Title(s): Hotel Supplies Salesperson; Pulpwood Dealer; Wholesale Diamond Broker								
Sell goods for wholesalers or manufacturers to businesses or groups of individuals. Work requires substantial knowledge of items sold.								
North Dakota		ANNUAL:	\$77,210	\$38,360	\$51,240	\$65,190	\$84,410	\$120,410
Employment:	4,100	HOURLY:	\$37.12	\$18.44	\$24.63	\$31.34	\$40.58	\$57.89
Region 1		ANNUAL:	\$82,580	\$34,220	\$48,210	\$66,140	\$94,270	\$120,570
Employment:	270	HOURLY:	\$39.70	\$16.45	\$23.18	\$31.80	\$45.32	\$57.96
Region 2		ANNUAL:	\$80,510	\$42,790	\$52,300	\$70,860	\$91,890	\$120,560
Employment:	360	HOURLY:	\$38.71	\$20.57	\$25.14	\$34.07	\$44.18	\$57.96
Region 3		ANNUAL:	\$76,970	\$48,320	\$54,710	\$63,610	\$80,610	\$108,850
Employment:	100	HOURLY:	\$37.00	\$23.23	\$26.30	\$30.58	\$38.75	\$52.33
Region 4		ANNUAL:	\$77,350	\$40,650	\$54,960	\$67,730	\$85,520	\$114,780
Employment:	360	HOURLY:	\$37.19	\$19.54	\$26.42	\$32.56	\$41.11	\$55.18
Region 5		ANNUAL:	\$77,900	\$39,160	\$51,600	\$65,170	\$82,730	\$122,690
Employment:	1,830	HOURLY:	\$37.45	\$18.83	\$24.81	\$31.33	\$39.78	\$58.99
Region 6		ANNUAL:	\$82,430	\$36,290	\$52,260	\$65,690	\$94,300	\$139,700
Employment:	270	HOURLY:	\$39.63	\$17.45	\$25.12	\$31.58	\$45.34	\$67.16
Region 7		ANNUAL:	\$70,260	\$37,620	\$49,350	\$62,620	\$77,720	\$104,660
Employment:	630	HOURLY:	\$33.78	\$18.08	\$23.73	\$30.11	\$37.37	\$50.31
Region 8		ANNUAL:	\$73,390	\$35,410	\$47,470	\$63,000	\$83,720	\$111,810
Employment:	230	HOURLY:	\$35.28	\$17.02	\$22.82	\$30.29	\$40.25	\$53.76
Bismarck, ND MetroSA		ANNUAL:	\$69,260	\$37,610	\$49,210	\$62,200	\$76,300	\$100,720
Employment:	560	HOURLY:	\$33.30	\$18.08	\$23.66	\$29.91	\$36.68	\$48.43
Fargo, ND-MN MetroSA		ANNUAL:	\$77,410	\$39,120	\$50,910	\$64,750	\$82,750	\$122,090
Employment:	1,880	HOURLY:	\$37.22	\$18.81	\$24.48	\$31.13	\$39.79	\$58.70
Grand Forks, ND-MN MetroSA		ANNUAL:	\$74,720	\$42,100	\$53,940	\$65,710	\$82,920	\$109,890
Employment:	380	HOURLY:	\$35.92	\$20.24	\$25.94	\$31.59	\$39.87	\$52.83
West ND Nonmetro Area		ANNUAL:	\$79,230	\$36,850	\$49,230	\$66,140	\$90,710	\$120,560
Employment:	920	HOURLY:	\$38.09	\$17.72	\$23.67	\$31.80	\$43.61	\$57.96
East ND Nonmetro Area		ANNUAL:	\$82,980	\$44,580	\$54,930	\$68,640	\$92,490	\$139,700
Employment:	650	HOURLY:	\$39.89	\$21.43	\$26.41	\$33.00	\$44.47	\$67.17

41-9011 Demonstrators and Product Promoters**Alternate Job Title(s):** Home Demonstrator; In-Store Demonstrator

Demonstrate merchandise and answer questions for the purpose of creating public interest in buying the product. May sell demonstrated merchandise.

North Dakota		ANNUAL:	\$39,680	\$25,760	\$27,640	\$30,180	\$34,880	\$72,220
Employment:	30	HOURLY:	\$19.08	\$12.39	\$13.29	\$14.51	\$16.77	\$34.72
Region 5		ANNUAL:	\$39,760	\$25,770	\$29,720	\$34,490	\$34,880	\$71,930
Employment:	20	HOURLY:	\$19.11	\$12.39	\$14.29	\$16.58	\$16.77	\$34.58
Fargo, ND-MN MetroSA		ANNUAL:	\$39,500	\$25,760	\$30,180	\$34,880	\$35,170	\$71,920
Employment:	20	HOURLY:	\$18.99	\$12.39	\$14.51	\$16.77	\$16.91	\$34.58

'N/A' indicates data or information cannot be released due to reliability, availability, or confidentiality restrictions. Since a portion of substate employment is not attributed to a region, substate areas will NOT add up to statewide totals. Rounding and the absence of suppressed data may also affect additivity.

		WAGE ESTIMATES					
		Average (Mean)	10th Percentile	25th Percentile	50th Percentile (Median)	75th Percentile	90th Percentile

41-9021 Real Estate Brokers

Alternate Job Title(s): Licensed Real Estate Broker

Operate real estate office, or work for commercial real estate firm, overseeing real estate transactions. Other duties usually include selling real estate or renting properties and arranging loans.

North Dakota		ANNUAL:	\$75,890	\$64,140	\$68,930	\$68,930	\$68,930	\$114,980
Employment:	110	HOURLY:	\$36.49	\$30.84	\$33.14	\$33.14	\$33.14	\$55.28
Region 5		ANNUAL:	\$84,240	\$64,140	\$68,930	\$68,930	\$114,980	\$117,450
Employment:	20	HOURLY:	\$40.50	\$30.83	\$33.14	\$33.14	\$55.28	\$56.47
Fargo, ND-MN MetroSA		ANNUAL:	\$92,370	\$47,110	\$71,870	\$114,980	\$114,980	\$117,450
Employment:	N/A	HOURLY:	\$44.41	\$22.65	\$34.56	\$55.28	\$55.28	\$56.47

41-9022 Real Estate Sales Agents

Alternate Job Title(s): Apartment Rental Agent; Right of Way Agent

Rent, buy, or sell property for clients. Perform duties such as study property listings, interview prospective clients, accompany clients to property site, discuss conditions of sale, and draw up real estate contracts. Includes agents who represent buyer.

North Dakota		ANNUAL:	\$65,950	\$35,720	\$40,210	\$58,230	\$82,910	\$97,340
Employment:	400	HOURLY:	\$31.71	\$17.17	\$19.33	\$28.00	\$39.86	\$46.80
Region 1		ANNUAL:	\$95,440	\$35,140	\$37,860	\$89,840	\$149,570	\$202,940
Employment:	20	HOURLY:	\$45.89	\$16.89	\$18.20	\$43.19	\$71.91	\$97.57
Region 2		ANNUAL:	\$65,870	\$36,850	\$44,880	\$61,630	\$80,620	\$91,100
Employment:	40	HOURLY:	\$31.67	\$17.71	\$21.58	\$29.63	\$38.76	\$43.80
Region 3		ANNUAL:	\$75,610	\$46,500	\$61,620	\$74,240	\$89,840	\$107,660
Employment:	10	HOURLY:	\$36.35	\$22.36	\$29.62	\$35.69	\$43.19	\$51.76
Region 5		ANNUAL:	\$62,690	\$35,760	\$37,910	\$57,980	\$81,830	\$92,300
Employment:	110	HOURLY:	\$30.14	\$17.19	\$18.23	\$27.88	\$39.34	\$44.38
Region 7		ANNUAL:	\$65,460	\$35,720	\$45,970	\$57,370	\$82,910	\$102,150
Employment:	170	HOURLY:	\$31.47	\$17.17	\$22.10	\$27.58	\$39.86	\$49.11
Region 8		ANNUAL:	\$67,320	\$35,140	\$36,990	\$46,700	\$89,620	\$128,320
Employment:	20	HOURLY:	\$32.37	\$16.89	\$17.78	\$22.45	\$43.09	\$61.69
Bismarck, ND MetroSA		ANNUAL:	\$65,200	\$35,720	\$45,970	\$57,360	\$82,430	\$96,700
Employment:	150	HOURLY:	\$31.35	\$17.17	\$22.10	\$27.58	\$39.63	\$46.49
Fargo, ND-MN MetroSA		ANNUAL:	\$63,180	\$35,480	\$37,910	\$57,980	\$83,390	\$94,660
Employment:	110	HOURLY:	\$30.37	\$17.06	\$18.23	\$27.88	\$40.09	\$45.51
Grand Forks, ND-MN MetroSA		ANNUAL:	\$58,240	\$33,520	\$36,940	\$56,900	\$72,360	\$87,900
Employment:	30	HOURLY:	\$28.00	\$16.12	\$17.76	\$27.36	\$34.79	\$42.26
West ND Nonmetro Area		ANNUAL:	\$71,810	\$35,140	\$37,520	\$61,620	\$89,840	\$107,660
Employment:	90	HOURLY:	\$34.53	\$16.89	\$18.04	\$29.63	\$43.19	\$51.76
East ND Nonmetro Area		ANNUAL:	\$68,730	\$37,100	\$46,500	\$70,430	\$89,620	\$107,660
Employment:	20	HOURLY:	\$33.05	\$17.84	\$22.36	\$33.86	\$43.09	\$51.76

'N/A' indicates data or information cannot be released due to reliability, availability, or confidentiality restrictions. Since a portion of substate employment is not attributed to a region, substate areas will NOT add up to statewide totals. Rounding and the absence of suppressed data may also affect additivity.

		WAGE ESTIMATES					
		Average (Mean)	10th Percentile	25th Percentile	50th Percentile (Median)	75th Percentile	90th Percentile

41-9041 Telemarketers

Alternate Job Title(s): Telemarketing Sales Representative; Telephone Solicitor

Solicit donations or orders for goods or services over the telephone.

North Dakota		ANNUAL:	N/A	N/A	N/A	N/A	N/A	N/A
Employment:	50	HOURLY:	N/A	N/A	N/A	N/A	N/A	N/A

41-9099 Sales and Related Workers, All Other

Alternate Job Title(s): Auctioneer; Blood Donor Recruiter; Pawn Shop Clerk; Personal Shopper; Store Gift Wrap Associate

All sales and related workers not listed separately.

North Dakota		ANNUAL:	\$49,460	\$33,120	\$39,130	\$43,480	\$57,200	\$69,780
Employment:	300	HOURLY:	\$23.78	\$15.92	\$18.81	\$20.90	\$27.50	\$33.55
Region 4		ANNUAL:	\$55,890	\$38,340	\$40,860	\$46,680	\$74,220	\$88,090
Employment:	50	HOURLY:	\$26.87	\$18.43	\$19.65	\$22.44	\$35.68	\$42.35
Region 5		ANNUAL:	\$46,990	\$32,380	\$39,100	\$42,960	\$51,710	\$62,450
Employment:	160	HOURLY:	\$22.59	\$15.57	\$18.80	\$20.66	\$24.86	\$30.02
Region 7		ANNUAL:	\$50,330	\$36,520	\$38,810	\$44,190	\$59,780	\$71,920
Employment:	50	HOURLY:	\$24.20	\$17.56	\$18.66	\$21.24	\$28.74	\$34.58
Bismarck, ND MetroSA		ANNUAL:	\$49,880	\$36,520	\$38,810	\$43,120	\$59,320	\$71,920
Employment:	50	HOURLY:	\$23.98	\$17.56	\$18.66	\$20.73	\$28.52	\$34.58
Fargo, ND-MN MetroSA		ANNUAL:	\$45,550	\$32,380	\$39,100	\$42,960	\$50,690	\$62,450
Employment:	170	HOURLY:	\$21.90	\$15.57	\$18.80	\$20.66	\$24.37	\$30.02
Grand Forks, ND-MN MetroSA		ANNUAL:	\$53,500	\$32,340	\$38,330	\$45,020	\$72,300	\$88,090
Employment:	50	HOURLY:	\$25.72	\$15.55	\$18.43	\$21.64	\$34.76	\$42.35
West ND Nonmetro Area		ANNUAL:	\$54,690	\$39,280	\$46,630	\$55,170	\$61,450	\$61,520
Employment:	20	HOURLY:	\$26.30	\$18.89	\$22.42	\$26.52	\$29.54	\$29.58
East ND Nonmetro Area		ANNUAL:	\$48,610	\$25,380	\$39,260	\$47,840	\$60,010	\$61,530
Employment:	N/A	HOURLY:	\$23.37	\$12.20	\$18.88	\$23.00	\$28.85	\$29.58

'N/A' indicates data or information cannot be released due to reliability, availability, or confidentiality restrictions. Since a portion of substate employment is not attributed to a region, substate areas will NOT add up to statewide totals. Rounding and the absence of suppressed data may also affect additivity.

		WAGE ESTIMATES					
		Average (Mean)	10th Percentile	25th Percentile	50th Percentile (Median)	75th Percentile	90th Percentile
43-0000 Office and Administrative Support Occupations							
Alternate Job Title(s): N/A							
North Dakota Employment: 46,460	ANNUAL:	\$47,320	\$30,790	\$36,860	\$45,200	\$55,000	\$66,130
	HOURLY:	\$22.75	\$14.80	\$17.72	\$21.73	\$26.44	\$31.79
Region 1 Employment: 3,260	ANNUAL:	\$50,350	\$28,560	\$37,920	\$47,120	\$59,170	\$72,720
	HOURLY:	\$24.21	\$13.73	\$18.23	\$22.65	\$28.45	\$34.96
Region 2 Employment: 4,870	ANNUAL:	\$46,430	\$29,120	\$36,190	\$44,420	\$53,940	\$65,110
	HOURLY:	\$22.32	\$14.00	\$17.40	\$21.36	\$25.93	\$31.30
Region 3 Employment: 1,610	ANNUAL:	\$46,820	\$31,780	\$37,440	\$44,850	\$54,620	\$65,000
	HOURLY:	\$22.51	\$15.28	\$18.00	\$21.56	\$26.26	\$31.25
Region 4 Employment: 5,200	ANNUAL:	\$45,970	\$30,780	\$36,280	\$44,050	\$51,210	\$64,330
	HOURLY:	\$22.10	\$14.80	\$17.44	\$21.18	\$24.62	\$30.93
Region 5 Employment: 16,510	ANNUAL:	\$47,170	\$31,200	\$36,990	\$45,040	\$54,600	\$65,830
	HOURLY:	\$22.68	\$15.00	\$17.78	\$21.65	\$26.25	\$31.65
Region 6 Employment: 2,650	ANNUAL:	\$45,450	\$29,800	\$36,430	\$42,920	\$51,130	\$64,060
	HOURLY:	\$21.85	\$14.33	\$17.51	\$20.63	\$24.58	\$30.80
Region 7 Employment: 9,110	ANNUAL:	\$48,210	\$31,780	\$37,390	\$45,890	\$56,320	\$67,350
	HOURLY:	\$23.18	\$15.28	\$17.98	\$22.06	\$27.08	\$32.38
Region 8 Employment: 2,430	ANNUAL:	\$47,360	\$28,280	\$36,690	\$45,430	\$56,100	\$67,560
	HOURLY:	\$22.77	\$13.59	\$17.64	\$21.84	\$26.97	\$32.48
Bismarck, ND MetroSA Employment: 8,140	ANNUAL:	\$48,270	\$32,240	\$37,440	\$45,940	\$56,430	\$67,350
	HOURLY:	\$23.21	\$15.50	\$18.00	\$22.09	\$27.13	\$32.38
Fargo, ND-MN MetroSA Employment: 17,060	ANNUAL:	\$47,230	\$31,300	\$36,960	\$45,140	\$54,790	\$65,830
	HOURLY:	\$22.71	\$15.05	\$17.77	\$21.70	\$26.34	\$31.65
Grand Forks, ND-MN MetroSA Employment: 5,470	ANNUAL:	\$46,180	\$30,750	\$36,280	\$44,170	\$51,790	\$64,660
	HOURLY:	\$22.20	\$14.79	\$17.44	\$21.24	\$24.90	\$31.09
West ND Nonmetro Area Employment: 11,520	ANNUAL:	\$47,840	\$28,660	\$36,750	\$45,740	\$56,530	\$68,750
	HOURLY:	\$23.00	\$13.78	\$17.67	\$21.99	\$27.18	\$33.05
East ND Nonmetro Area Employment: 6,730	ANNUAL:	\$46,290	\$30,920	\$37,010	\$44,140	\$52,810	\$64,650
	HOURLY:	\$22.25	\$14.86	\$17.79	\$21.22	\$25.39	\$31.08

'N/A' indicates data or information cannot be released due to reliability, availability, or confidentiality restrictions. Since a portion of substate employment is not attributed to a region, substate areas will NOT add up to statewide totals. Rounding and the absence of suppressed data may also affect additivity.

		WAGE ESTIMATES						
		Average (Mean)	10th Percentile	25th Percentile	50th Percentile (Median)	75th Percentile	90th Percentile	
43-1011 First-Line Supervisors of Office and Administrative Support Workers								
Alternate Job Title(s): Clerical Supervisor; Payroll Supervisor; Teller Supervisor								
Directly supervise and coordinate the activities of clerical and administrative support workers.								
North Dakota		ANNUAL:	\$64,600	\$36,420	\$46,400	\$62,280	\$78,080	\$94,620
Employment:	2,020	HOURLY:	\$31.06	\$17.51	\$22.31	\$29.94	\$37.54	\$45.49
Region 1		ANNUAL:	\$69,970	\$36,050	\$46,450	\$65,070	\$88,410	\$105,430
Employment:	120	HOURLY:	\$33.64	\$17.33	\$22.33	\$31.28	\$42.50	\$50.69
Region 2		ANNUAL:	\$64,040	\$37,180	\$46,140	\$59,170	\$75,910	\$93,230
Employment:	170	HOURLY:	\$30.79	\$17.88	\$22.18	\$28.45	\$36.50	\$44.82
Region 3		ANNUAL:	\$57,230	\$35,900	\$45,940	\$54,200	\$70,780	\$79,640
Employment:	60	HOURLY:	\$27.51	\$17.26	\$22.09	\$26.06	\$34.03	\$38.29
Region 4		ANNUAL:	\$61,270	\$33,890	\$43,850	\$59,950	\$74,560	\$85,690
Employment:	260	HOURLY:	\$29.46	\$16.29	\$21.08	\$28.82	\$35.85	\$41.20
Region 5		ANNUAL:	\$65,690	\$37,400	\$48,270	\$64,060	\$78,350	\$96,380
Employment:	780	HOURLY:	\$31.58	\$17.98	\$23.20	\$30.80	\$37.67	\$46.34
Region 6		ANNUAL:	\$60,070	\$32,870	\$39,290	\$59,400	\$69,440	\$87,770
Employment:	110	HOURLY:	\$28.88	\$15.80	\$18.89	\$28.56	\$33.38	\$42.20
Region 7		ANNUAL:	\$65,540	\$36,620	\$46,410	\$61,180	\$78,510	\$98,210
Employment:	360	HOURLY:	\$31.51	\$17.61	\$22.31	\$29.41	\$37.75	\$47.21
Region 8		ANNUAL:	\$58,220	\$30,330	\$43,180	\$49,050	\$71,720	\$93,240
Employment:	80	HOURLY:	\$27.99	\$14.58	\$20.76	\$23.58	\$34.48	\$44.83
Bismarck, ND MetroSA		ANNUAL:	\$65,830	\$36,690	\$47,620	\$61,420	\$79,060	\$97,160
Employment:	320	HOURLY:	\$31.65	\$17.64	\$22.89	\$29.53	\$38.01	\$46.71
Fargo, ND-MN MetroSA		ANNUAL:	\$65,390	\$37,150	\$48,170	\$63,980	\$78,070	\$94,620
Employment:	880	HOURLY:	\$31.44	\$17.86	\$23.16	\$30.76	\$37.53	\$45.49
Grand Forks, ND-MN MetroSA		ANNUAL:	\$63,030	\$34,760	\$46,700	\$60,350	\$79,090	\$87,550
Employment:	290	HOURLY:	\$30.30	\$16.71	\$22.45	\$29.01	\$38.03	\$42.09
West ND Nonmetro Area		ANNUAL:	\$64,630	\$36,010	\$46,140	\$60,000	\$79,170	\$95,010
Employment:	420	HOURLY:	\$31.07	\$17.31	\$22.18	\$28.85	\$38.06	\$45.68
East ND Nonmetro Area		ANNUAL:	\$59,510	\$34,140	\$44,910	\$59,190	\$69,440	\$84,570
Employment:	250	HOURLY:	\$28.61	\$16.41	\$21.59	\$28.46	\$33.38	\$40.66

43-2011 Switchboard Operators, Including Answering Service**Alternate Job Title(s):** Private Branch Exchange Operator; Telephone Answering Service Operator; Telephone Switchboard Operator

Operate telephone business systems equipment or switchboards to relay incoming, outgoing, and interoffice calls. May supply information to callers and record messages.

North Dakota		ANNUAL:	\$37,300	\$34,570	\$36,210	\$36,670	\$38,200	\$43,780
Employment:	20	HOURLY:	\$17.93	\$16.62	\$17.41	\$17.63	\$18.36	\$21.05
Region 5		ANNUAL:	\$36,810	\$34,570	\$35,180	\$36,670	\$38,090	\$38,230
Employment:	10	HOURLY:	\$17.70	\$16.62	\$16.91	\$17.63	\$18.31	\$18.38

'N/A' indicates data or information cannot be released due to reliability, availability, or confidentiality restrictions. Since a portion of substate employment is not attributed to a region, substate areas will NOT add up to statewide totals. Rounding and the absence of suppressed data may also affect additivity.

			WAGE ESTIMATES					
			Average (Mean)	10th Percentile	25th Percentile	50th Percentile (Median)	75th Percentile	90th Percentile
43-3011 Bill and Account Collectors								
Alternate Job Title(s): Collection Agent; Debt Collector; Repossessor								
Locate and notify customers of delinquent accounts by mail, telephone, or personal visit to solicit payment. Duties include receiving payment and posting amount to customer's account, preparing statements to credit department if customer fails to respond, initiating repossession proceedings or service disconnection, and keeping records of collection and status of accounts.								
North Dakota		ANNUAL:	\$45,690	\$33,960	\$36,800	\$45,450	\$50,340	\$61,310
Employment:	200	HOURLY:	\$21.96	\$16.33	\$17.69	\$21.85	\$24.20	\$29.47
Region 4		ANNUAL:	\$43,460	\$30,920	\$33,280	\$39,330	\$44,170	\$66,940
Employment:	20	HOURLY:	\$20.89	\$14.86	\$16.00	\$18.91	\$21.24	\$32.18
Region 5		ANNUAL:	\$46,030	\$36,080	\$40,060	\$45,670	\$48,040	\$61,310
Employment:	60	HOURLY:	\$22.13	\$17.35	\$19.26	\$21.96	\$23.10	\$29.47
Region 7		ANNUAL:	\$47,340	\$35,970	\$41,500	\$46,610	\$52,000	\$58,800
Employment:	80	HOURLY:	\$22.76	\$17.29	\$19.95	\$22.41	\$25.00	\$28.27
Bismarck, ND MetroSA		ANNUAL:	\$47,360	\$35,970	\$40,090	\$46,700	\$52,040	\$58,800
Employment:	80	HOURLY:	\$22.77	\$17.29	\$19.27	\$22.45	\$25.02	\$28.27
Fargo, ND-MN MetroSA		ANNUAL:	\$49,730	\$36,240	\$40,410	\$47,150	\$59,120	\$64,530
Employment:	80	HOURLY:	\$23.91	\$17.43	\$19.43	\$22.67	\$28.42	\$31.02
Grand Forks, ND-MN MetroSA		ANNUAL:	\$49,960	\$33,450	\$39,330	\$45,360	\$62,220	\$66,930
Employment:	20	HOURLY:	\$24.02	\$16.08	\$18.91	\$21.81	\$29.91	\$32.18
West ND Nonmetro Area		ANNUAL:	\$47,560	\$36,000	\$40,230	\$46,220	\$57,120	\$62,940
Employment:	20	HOURLY:	\$22.87	\$17.31	\$19.34	\$22.22	\$27.46	\$30.26
East ND Nonmetro Area		ANNUAL:	\$34,620	\$30,920	\$30,930	\$30,930	\$36,050	\$44,900
Employment:	20	HOURLY:	\$16.64	\$14.86	\$14.87	\$14.87	\$17.33	\$21.59

'N/A' indicates data or information cannot be released due to reliability, availability, or confidentiality restrictions. Since a portion of substate employment is not attributed to a region, substate areas will NOT add up to statewide totals. Rounding and the absence of suppressed data may also affect additivity.

		WAGE ESTIMATES						
		Average (Mean)	10th Percentile	25th Percentile	50th Percentile (Median)	75th Percentile	90th Percentile	
43-3021 Billing and Posting Clerks								
Alternate Job Title(s): Invoice Control Clerk; Statement Processor								
Compile, compute, and record billing, accounting, statistical, and other numerical data for billing purposes. Prepare billing invoices for services rendered or for delivery or shipment of goods. Excludes Medical Records Specialists (29-2072).								
North Dakota		ANNUAL:	\$49,560	\$36,710	\$40,180	\$47,760	\$56,980	\$63,190
Employment:	740	HOURLY:	\$23.83	\$17.65	\$19.32	\$22.96	\$27.40	\$30.38
Region 1		ANNUAL:	\$59,380	\$42,410	\$50,880	\$56,650	\$70,130	\$79,640
Employment:	60	HOURLY:	\$28.55	\$20.39	\$24.46	\$27.23	\$33.72	\$38.29
Region 2		ANNUAL:	\$48,000	\$36,710	\$39,410	\$44,050	\$53,950	\$63,740
Employment:	90	HOURLY:	\$23.08	\$17.65	\$18.95	\$21.18	\$25.94	\$30.64
Region 3		ANNUAL:	\$51,210	\$38,230	\$43,470	\$47,580	\$51,350	\$79,520
Employment:	10	HOURLY:	\$24.62	\$18.38	\$20.90	\$22.87	\$24.69	\$38.23
Region 4		ANNUAL:	\$45,130	\$36,710	\$38,220	\$45,950	\$47,730	\$56,980
Employment:	100	HOURLY:	\$21.70	\$17.65	\$18.38	\$22.09	\$22.95	\$27.39
Region 5		ANNUAL:	\$49,110	\$36,210	\$39,670	\$48,720	\$58,030	\$58,030
Employment:	270	HOURLY:	\$23.61	\$17.41	\$19.07	\$23.43	\$27.90	\$27.90
Region 6		ANNUAL:	\$45,150	\$35,030	\$35,960	\$36,850	\$47,750	\$59,680
Employment:	20	HOURLY:	\$21.71	\$16.84	\$17.29	\$17.72	\$22.96	\$28.69
Region 7		ANNUAL:	\$49,960	\$37,300	\$41,640	\$48,270	\$53,950	\$64,590
Employment:	140	HOURLY:	\$24.02	\$17.93	\$20.02	\$23.21	\$25.94	\$31.05
Region 8		ANNUAL:	\$52,690	\$37,680	\$43,280	\$51,550	\$60,920	\$72,710
Employment:	50	HOURLY:	\$25.33	\$18.12	\$20.81	\$24.79	\$29.29	\$34.96
Bismarck, ND MetroSA		ANNUAL:	\$49,750	\$37,240	\$41,640	\$48,450	\$53,940	\$61,520
Employment:	120	HOURLY:	\$23.92	\$17.91	\$20.02	\$23.29	\$25.94	\$29.58
Fargo, ND-MN MetroSA		ANNUAL:	\$49,750	\$37,530	\$43,200	\$48,870	\$58,030	\$59,560
Employment:	280	HOURLY:	\$23.92	\$18.04	\$20.77	\$23.50	\$27.90	\$28.63
Grand Forks, ND-MN MetroSA		ANNUAL:	\$47,090	\$37,010	\$40,180	\$47,340	\$50,340	\$59,390
Employment:	110	HOURLY:	\$22.64	\$17.79	\$19.32	\$22.76	\$24.20	\$28.55
West ND Nonmetro Area		ANNUAL:	\$52,670	\$37,680	\$42,820	\$48,040	\$58,850	\$72,710
Employment:	220	HOURLY:	\$25.32	\$18.12	\$20.59	\$23.10	\$28.29	\$34.96
East ND Nonmetro Area		ANNUAL:	\$45,600	\$35,030	\$36,710	\$41,500	\$47,930	\$58,360
Employment:	70	HOURLY:	\$21.93	\$16.84	\$17.65	\$19.95	\$23.04	\$28.06

'N/A' indicates data or information cannot be released due to reliability, availability, or confidentiality restrictions. Since a portion of substate employment is not attributed to a region, substate areas will NOT add up to statewide totals. Rounding and the absence of suppressed data may also affect additivity.

		WAGE ESTIMATES						
		Average (Mean)	10th Percentile	25th Percentile	50th Percentile (Median)	75th Percentile	90th Percentile	
43-3031 Bookkeeping, Accounting, and Auditing Clerks								
Alternate Job Title(s): Accounts Receivable Clerk; Bookkeeper; Mortgage Accounting Clerk								
Compute, classify, and record numerical data to keep financial records complete. Perform any combination of routine calculating, posting, and verifying duties to obtain primary financial data for use in maintaining accounting records. May also check the accuracy of figures, calculations, and postings pertaining to business transactions recorded by other workers. Excludes Payroll and Timekeeping Clerks (43-3051).								
North Dakota		ANNUAL:	\$47,540	\$35,360	\$40,210	\$46,230	\$52,660	\$62,830
Employment:	3,920	HOURLY:	\$22.85	\$17.00	\$19.33	\$22.23	\$25.32	\$30.21
Region 1		ANNUAL:	\$51,170	\$36,400	\$43,680	\$47,700	\$58,340	\$71,210
Employment:	350	HOURLY:	\$24.60	\$17.50	\$21.00	\$22.93	\$28.05	\$34.23
Region 2		ANNUAL:	\$48,190	\$35,010	\$39,750	\$46,470	\$54,650	\$65,390
Employment:	430	HOURLY:	\$23.17	\$16.83	\$19.11	\$22.34	\$26.27	\$31.44
Region 3		ANNUAL:	\$47,250	\$33,850	\$38,110	\$46,270	\$54,620	\$62,710
Employment:	140	HOURLY:	\$22.72	\$16.27	\$18.32	\$22.25	\$26.26	\$30.15
Region 4		ANNUAL:	\$46,590	\$33,860	\$39,360	\$45,700	\$51,230	\$61,890
Employment:	390	HOURLY:	\$22.40	\$16.28	\$18.92	\$21.97	\$24.63	\$29.76
Region 5		ANNUAL:	\$47,350	\$37,100	\$40,540	\$46,270	\$50,870	\$61,100
Employment:	1,370	HOURLY:	\$22.77	\$17.83	\$19.49	\$22.24	\$24.45	\$29.38
Region 6		ANNUAL:	\$44,790	\$32,870	\$36,940	\$43,390	\$49,900	\$62,330
Employment:	220	HOURLY:	\$21.53	\$15.80	\$17.76	\$20.86	\$23.99	\$29.96
Region 7		ANNUAL:	\$47,390	\$35,700	\$39,200	\$45,980	\$53,040	\$63,460
Employment:	710	HOURLY:	\$22.78	\$17.17	\$18.84	\$22.10	\$25.50	\$30.51
Region 8		ANNUAL:	\$46,720	\$31,780	\$38,080	\$45,850	\$54,790	\$63,040
Employment:	250	HOURLY:	\$22.46	\$15.28	\$18.31	\$22.04	\$26.34	\$30.31
Bismarck, ND MetroSA		ANNUAL:	\$47,610	\$36,320	\$39,730	\$46,180	\$53,080	\$63,460
Employment:	630	HOURLY:	\$22.89	\$17.46	\$19.10	\$22.20	\$25.52	\$30.51
Fargo, ND-MN MetroSA		ANNUAL:	\$47,910	\$37,120	\$40,540	\$46,370	\$52,040	\$61,740
Employment:	1,380	HOURLY:	\$23.04	\$17.85	\$19.49	\$22.29	\$25.02	\$29.69
Grand Forks, ND-MN MetroSA		ANNUAL:	\$47,120	\$33,850	\$39,360	\$46,020	\$53,820	\$61,980
Employment:	450	HOURLY:	\$22.65	\$16.27	\$18.92	\$22.13	\$25.87	\$29.80
West ND Nonmetro Area		ANNUAL:	\$48,630	\$34,570	\$39,750	\$46,480	\$56,050	\$69,040
Employment:	1,100	HOURLY:	\$23.38	\$16.62	\$19.11	\$22.35	\$26.95	\$33.19
East ND Nonmetro Area		ANNUAL:	\$45,970	\$33,500	\$37,610	\$45,020	\$51,850	\$62,690
Employment:	570	HOURLY:	\$22.10	\$16.11	\$18.08	\$21.64	\$24.93	\$30.14

'N/A' indicates data or information cannot be released due to reliability, availability, or confidentiality restrictions. Since a portion of substate employment is not attributed to a region, substate areas will NOT add up to statewide totals. Rounding and the absence of suppressed data may also affect additivity.

			WAGE ESTIMATES					
			Average (Mean)	10th Percentile	25th Percentile	50th Percentile (Median)	75th Percentile	90th Percentile
43-3051 Payroll and Timekeeping Clerks								
Alternate Job Title(s): Time and Attendance Clerk; Timekeeper								
Compile and record employee time and payroll data. May compute employees' time worked, production, and commission. May compute and post wages and deductions, or prepare paychecks. Excludes Bookkeeping, Accounting, and Auditing Clerks (43-3031).								
North Dakota		ANNUAL:	\$56,390	\$39,930	\$46,020	\$54,480	\$63,950	\$72,810
Employment:	270	HOURLY:	\$27.11	\$19.20	\$22.13	\$26.19	\$30.74	\$35.01
Region 1		ANNUAL:	\$60,230	\$43,200	\$43,200	\$61,690	\$66,950	\$70,130
Employment:	10	HOURLY:	\$28.96	\$20.77	\$20.77	\$29.66	\$32.19	\$33.72
Region 2		ANNUAL:	\$51,530	\$39,360	\$47,730	\$51,610	\$54,480	\$59,170
Employment:	20	HOURLY:	\$24.78	\$18.92	\$22.95	\$24.81	\$26.19	\$28.45
Region 4		ANNUAL:	\$55,250	\$41,890	\$49,420	\$50,960	\$61,920	\$67,720
Employment:	30	HOURLY:	\$26.56	\$20.14	\$23.76	\$24.50	\$29.77	\$32.56
Region 5		ANNUAL:	\$57,890	\$41,500	\$48,990	\$55,940	\$66,500	\$77,000
Employment:	120	HOURLY:	\$27.83	\$19.95	\$23.55	\$26.90	\$31.97	\$37.02
Region 7		ANNUAL:	\$57,360	\$39,930	\$46,910	\$55,560	\$64,710	\$72,570
Employment:	60	HOURLY:	\$27.58	\$19.19	\$22.55	\$26.71	\$31.11	\$34.89
Region 8		ANNUAL:	\$52,490	\$43,200	\$43,200	\$46,020	\$59,170	\$61,310
Employment:	10	HOURLY:	\$25.23	\$20.77	\$20.77	\$22.13	\$28.45	\$29.48
Bismarck, ND MetroSA		ANNUAL:	\$57,760	\$39,930	\$47,000	\$56,760	\$64,710	\$72,570
Employment:	60	HOURLY:	\$27.77	\$19.20	\$22.60	\$27.29	\$31.11	\$34.89
Fargo, ND-MN MetroSA		ANNUAL:	\$57,740	\$41,500	\$49,360	\$55,940	\$66,000	\$73,440
Employment:	120	HOURLY:	\$27.76	\$19.95	\$23.73	\$26.90	\$31.73	\$35.31
Grand Forks, ND-MN MetroSA		ANNUAL:	\$54,330	\$40,630	\$46,900	\$49,420	\$61,920	\$67,720
Employment:	40	HOURLY:	\$26.12	\$19.54	\$22.55	\$23.76	\$29.77	\$32.56
West ND Nonmetro Area		ANNUAL:	\$54,470	\$43,200	\$43,200	\$51,610	\$61,310	\$68,000
Employment:	40	HOURLY:	\$26.19	\$20.77	\$20.77	\$24.81	\$29.48	\$32.69
East ND Nonmetro Area		ANNUAL:	\$53,680	\$38,480	\$42,890	\$48,840	\$65,240	\$72,700
Employment:	30	HOURLY:	\$25.81	\$18.50	\$20.62	\$23.48	\$31.37	\$34.95

'N/A' indicates data or information cannot be released due to reliability, availability, or confidentiality restrictions. Since a portion of substate employment is not attributed to a region, substate areas will NOT add up to statewide totals. Rounding and the absence of suppressed data may also affect additivity.

			WAGE ESTIMATES					
			Average (Mean)	10th Percentile	25th Percentile	50th Percentile (Median)	75th Percentile	90th Percentile
43-3061 Procurement Clerks								
Alternate Job Title(s): Procurement Assistant; Purchasing Clerk								
Compile information and records to draw up purchase orders for procurement of materials and services. Excludes Wholesale and Retail Buyers, Except Farm Products (13-1022).								
North Dakota		ANNUAL:	\$49,390	\$39,030	\$43,710	\$47,100	\$54,650	\$59,420
Employment:	80	HOURLY:	\$23.75	\$18.77	\$21.02	\$22.64	\$26.28	\$28.57
Region 2		ANNUAL:	\$55,310	\$43,360	\$46,700	\$51,810	\$64,170	\$64,730
Employment:	10	HOURLY:	\$26.59	\$20.85	\$22.45	\$24.91	\$30.85	\$31.12
Region 4		ANNUAL:	\$46,510	\$39,030	\$39,030	\$44,900	\$51,630	\$59,420
Employment:	10	HOURLY:	\$22.36	\$18.76	\$18.76	\$21.59	\$24.82	\$28.57
Region 5		ANNUAL:	\$46,480	\$37,690	\$43,710	\$46,220	\$49,580	\$56,010
Employment:	30	HOURLY:	\$22.35	\$18.12	\$21.02	\$22.22	\$23.84	\$26.93
Region 7		ANNUAL:	\$51,880	\$42,440	\$45,210	\$49,800	\$57,910	\$60,690
Employment:	20	HOURLY:	\$24.94	\$20.40	\$21.74	\$23.94	\$27.84	\$29.18
Bismarck, ND MetroSA		ANNUAL:	\$50,530	\$42,920	\$45,210	\$49,800	\$57,910	\$57,910
Employment:	10	HOURLY:	\$24.29	\$20.64	\$21.74	\$23.94	\$27.84	\$27.84
Fargo, ND-MN MetroSA		ANNUAL:	\$47,780	\$37,690	\$43,710	\$46,700	\$53,210	\$58,350
Employment:	30	HOURLY:	\$22.97	\$18.12	\$21.02	\$22.45	\$25.58	\$28.05
Grand Forks, ND-MN MetroSA		ANNUAL:	\$47,210	\$36,820	\$39,030	\$46,700	\$55,160	\$59,420
Employment:	20	HOURLY:	\$22.70	\$17.70	\$18.77	\$22.45	\$26.52	\$28.57
West ND Nonmetro Area		ANNUAL:	\$54,870	\$43,350	\$43,440	\$49,610	\$62,050	\$85,280
Employment:	20	HOURLY:	\$26.38	\$20.84	\$20.89	\$23.85	\$29.83	\$41.00

'N/A' indicates data or information cannot be released due to reliability, availability, or confidentiality restrictions. Since a portion of substate employment is not attributed to a region, substate areas will NOT add up to statewide totals. Rounding and the absence of suppressed data may also affect additivity.

		WAGE ESTIMATES						
		Average (Mean)	10th Percentile	25th Percentile	50th Percentile (Median)	75th Percentile	90th Percentile	
43-3071 Tellers								
Alternate Job Title(s): Foreign Exchange Clerk; Money Order Clerk; Securities Teller								
Receive and pay out money. Keep records of money and negotiable instruments involved in a financial institution's various transactions.								
North Dakota		ANNUAL:	\$39,450	\$34,540	\$36,430	\$37,640	\$44,320	\$46,860
Employment:	2,020	HOURLY:	\$18.97	\$16.61	\$17.51	\$18.10	\$21.31	\$22.53
Region 1		ANNUAL:	\$40,030	\$35,440	\$35,760	\$38,070	\$44,950	\$47,800
Employment:	110	HOURLY:	\$19.24	\$17.04	\$17.19	\$18.30	\$21.61	\$22.98
Region 2		ANNUAL:	\$39,810	\$32,160	\$36,530	\$37,820	\$44,860	\$46,830
Employment:	250	HOURLY:	\$19.14	\$15.46	\$17.56	\$18.18	\$21.57	\$22.51
Region 3		ANNUAL:	\$39,480	\$34,540	\$35,960	\$37,810	\$44,580	\$47,050
Employment:	110	HOURLY:	\$18.98	\$16.61	\$17.29	\$18.18	\$21.43	\$22.62
Region 4		ANNUAL:	\$38,260	\$32,240	\$35,790	\$37,100	\$40,280	\$46,120
Employment:	200	HOURLY:	\$18.40	\$15.50	\$17.21	\$17.84	\$19.37	\$22.17
Region 5		ANNUAL:	\$39,060	\$35,140	\$36,580	\$37,480	\$40,240	\$46,100
Employment:	620	HOURLY:	\$18.78	\$16.90	\$17.59	\$18.02	\$19.35	\$22.16
Region 6		ANNUAL:	\$39,240	\$34,360	\$36,750	\$37,930	\$42,670	\$47,050
Employment:	170	HOURLY:	\$18.87	\$16.52	\$17.67	\$18.24	\$20.51	\$22.62
Region 7		ANNUAL:	\$39,810	\$34,990	\$36,490	\$37,540	\$45,200	\$46,670
Employment:	360	HOURLY:	\$19.14	\$16.82	\$17.55	\$18.05	\$21.73	\$22.44
Region 8		ANNUAL:	\$40,310	\$32,120	\$36,690	\$37,480	\$45,990	\$46,880
Employment:	120	HOURLY:	\$19.38	\$15.44	\$17.64	\$18.02	\$22.11	\$22.54
Bismarck, ND MetroSA		ANNUAL:	\$39,650	\$35,220	\$36,490	\$37,520	\$44,340	\$46,670
Employment:	270	HOURLY:	\$19.06	\$16.93	\$17.55	\$18.04	\$21.32	\$22.44
Fargo, ND-MN MetroSA		ANNUAL:	\$38,850	\$34,690	\$36,540	\$37,120	\$40,020	\$45,720
Employment:	610	HOURLY:	\$18.68	\$16.68	\$17.57	\$17.85	\$19.24	\$21.98
Grand Forks, ND-MN MetroSA		ANNUAL:	\$38,240	\$31,030	\$35,680	\$36,560	\$40,280	\$46,020
Employment:	170	HOURLY:	\$18.38	\$14.92	\$17.15	\$17.58	\$19.37	\$22.13
West ND Nonmetro Area		ANNUAL:	\$40,030	\$32,160	\$36,340	\$37,800	\$45,260	\$46,900
Employment:	570	HOURLY:	\$19.25	\$15.46	\$17.47	\$18.17	\$21.76	\$22.55
East ND Nonmetro Area		ANNUAL:	\$39,090	\$34,360	\$36,430	\$37,810	\$40,960	\$47,050
Employment:	450	HOURLY:	\$18.79	\$16.52	\$17.51	\$18.18	\$19.69	\$22.62

43-3099 Financial Clerks, All Other**Alternate Job Title(s):** Bank Vault Attendant; Financial Reserve Clerk; Safety Deposit Clerk

All financial clerks not listed separately.

North Dakota		ANNUAL:	\$44,230	\$18,630	\$38,010	\$47,310	\$52,310	\$56,610
Employment:	20	HOURLY:	\$21.26	\$8.96	\$18.28	\$22.74	\$25.15	\$27.22

'N/A' indicates data or information cannot be released due to reliability, availability, or confidentiality restrictions. Since a portion of substate employment is not attributed to a region, substate areas will NOT add up to statewide totals. Rounding and the absence of suppressed data may also affect additivity.

	WAGE ESTIMATES					
	Average (Mean)	10th Percentile	25th Percentile	50th Percentile (Median)	75th Percentile	90th Percentile

43-4011 Brokerage Clerks

Alternate Job Title(s): Commodities Clerk; Dividend Clerk

Perform duties related to the purchase, sale, or holding of securities. Duties include writing orders for stock purchases or sales, computing transfer taxes, verifying stock transactions, accepting and delivering securities, tracking stock price fluctuations, computing equity, distributing dividends, and keeping records of daily transactions and holdings.

North Dakota		ANNUAL:	\$65,840	\$31,800	\$44,400	\$63,210	\$84,010	\$84,640
Employment:	30	HOURLY:	\$31.66	\$15.29	\$21.35	\$30.39	\$40.39	\$40.69
Region 5		ANNUAL:	\$53,320	\$31,670	\$41,250	\$47,130	\$60,440	\$84,640
Employment:	10	HOURLY:	\$25.63	\$15.22	\$19.83	\$22.66	\$29.06	\$40.69
Fargo, ND-MN MetroSA		ANNUAL:	\$53,540	\$31,670	\$44,190	\$51,240	\$60,440	\$84,640
Employment:	10	HOURLY:	\$25.74	\$15.22	\$21.25	\$24.63	\$29.06	\$40.69

'N/A' indicates data or information cannot be released due to reliability, availability, or confidentiality restrictions. Since a portion of substate employment is not attributed to a region, substate areas will NOT add up to statewide totals. Rounding and the absence of suppressed data may also affect additivity.

			WAGE ESTIMATES					
			Average (Mean)	10th Percentile	25th Percentile	50th Percentile (Median)	75th Percentile	90th Percentile
43-4031 Court, Municipal, and License Clerks								
Alternate Job Title(s): Circuit Court Clerk; Motor Vehicle License Clerk; Warrant Clerk								
Perform clerical duties for courts of law, municipalities, or governmental licensing agencies and bureaus. May prepare docket of cases to be called; secure information for judges and court; prepare draft agendas or bylaws for town or city council; answer official correspondence; keep fiscal records and accounts; issue licenses or permits; and record data, administer tests, or collect fees. Clerks of Court are classified in Managers, All Other (11-9199).								
North Dakota		ANNUAL:	\$50,680	\$38,500	\$40,570	\$48,860	\$58,430	\$64,780
Employment:	500	HOURLY:	\$24.37	\$18.51	\$19.51	\$23.49	\$28.09	\$31.15
Region 1		ANNUAL:	\$54,520	\$41,210	\$43,620	\$49,570	\$63,220	\$79,530
Employment:	50	HOURLY:	\$26.21	\$19.81	\$20.97	\$23.83	\$30.39	\$38.23
Region 2		ANNUAL:	\$55,170	\$38,500	\$43,620	\$55,650	\$65,110	\$73,270
Employment:	50	HOURLY:	\$26.53	\$18.51	\$20.97	\$26.75	\$31.30	\$35.23
Region 3		ANNUAL:	\$48,840	\$32,250	\$38,390	\$49,240	\$59,100	\$60,720
Employment:	40	HOURLY:	\$23.48	\$15.50	\$18.46	\$23.67	\$28.41	\$29.19
Region 4		ANNUAL:	\$50,860	\$37,340	\$41,740	\$48,860	\$58,980	\$64,780
Employment:	50	HOURLY:	\$24.45	\$17.95	\$20.07	\$23.49	\$28.35	\$31.15
Region 5		ANNUAL:	\$49,260	\$38,390	\$39,940	\$48,860	\$58,870	\$63,980
Employment:	80	HOURLY:	\$23.68	\$18.46	\$19.20	\$23.49	\$28.30	\$30.76
Region 6		ANNUAL:	\$49,960	\$38,170	\$40,440	\$48,960	\$59,540	\$61,450
Employment:	40	HOURLY:	\$24.02	\$18.35	\$19.44	\$23.54	\$28.63	\$29.54
Region 7		ANNUAL:	\$48,940	\$40,440	\$40,440	\$47,130	\$50,960	\$61,050
Employment:	160	HOURLY:	\$23.53	\$19.44	\$19.44	\$22.66	\$24.50	\$29.35
Region 8		ANNUAL:	\$53,590	\$38,540	\$48,750	\$54,810	\$59,480	\$69,120
Employment:	30	HOURLY:	\$25.76	\$18.53	\$23.44	\$26.35	\$28.60	\$33.23
Bismarck, ND MetroSA		ANNUAL:	\$48,480	\$40,440	\$40,440	\$46,530	\$50,810	\$61,050
Employment:	140	HOURLY:	\$23.31	\$19.44	\$19.44	\$22.37	\$24.43	\$29.35
Fargo, ND-MN MetroSA		ANNUAL:	\$50,180	\$39,930	\$40,100	\$48,330	\$55,930	\$63,980
Employment:	130	HOURLY:	\$24.12	\$19.20	\$19.28	\$23.24	\$26.89	\$30.76
Grand Forks, ND-MN MetroSA		ANNUAL:	\$51,090	\$37,870	\$41,080	\$48,660	\$62,940	\$66,500
Employment:	60	HOURLY:	\$24.56	\$18.21	\$19.75	\$23.40	\$30.26	\$31.97
West ND Nonmetro Area		ANNUAL:	\$54,320	\$38,550	\$43,620	\$50,810	\$62,240	\$73,010
Employment:	150	HOURLY:	\$26.11	\$18.53	\$20.97	\$24.43	\$29.92	\$35.10
East ND Nonmetro Area		ANNUAL:	\$49,920	\$38,170	\$40,100	\$49,250	\$59,100	\$61,450
Employment:	100	HOURLY:	\$24.00	\$18.35	\$19.28	\$23.68	\$28.42	\$29.54

'N/A' indicates data or information cannot be released due to reliability, availability, or confidentiality restrictions. Since a portion of substate employment is not attributed to a region, substate areas will NOT add up to statewide totals. Rounding and the absence of suppressed data may also affect additivity.

	WAGE ESTIMATES					
	Average (Mean)	10th Percentile	25th Percentile	50th Percentile (Median)	75th Percentile	90th Percentile

43-4041 Credit Authorizers, Checkers, and Clerks

Alternate Job Title(s): Charge Authorizer; Commercial Credit Reviewer; Credit Rating Checker

Authorize credit charges against customers' accounts. Investigate history and credit standing of individuals or business establishments applying for credit. May interview applicants to obtain personal and financial data, determine credit worthiness, process applications, and notify customers of acceptance or rejection of credit.

North Dakota		ANNUAL:	\$59,490	\$44,800	\$48,510	\$62,500	\$64,690	\$70,650
Employment:	60	HOURLY:	\$28.60	\$21.54	\$23.32	\$30.05	\$31.10	\$33.97
Region 5		ANNUAL:	\$63,730	\$48,510	\$52,820	\$62,990	\$70,650	\$82,640
Employment:	30	HOURLY:	\$30.64	\$23.32	\$25.39	\$30.28	\$33.97	\$39.73
Region 7		ANNUAL:	\$54,050	\$40,990	\$47,080	\$58,110	\$62,500	\$62,510
Employment:	10	HOURLY:	\$25.99	\$19.71	\$22.63	\$27.93	\$30.05	\$30.05
Bismarck, ND MetroSA		ANNUAL:	\$54,050	\$40,990	\$47,080	\$58,100	\$62,500	\$62,510
Employment:	10	HOURLY:	\$25.99	\$19.71	\$22.63	\$27.94	\$30.05	\$30.05
Fargo, ND-MN MetroSA		ANNUAL:	\$63,380	\$48,510	\$52,820	\$62,990	\$70,650	\$82,640
Employment:	40	HOURLY:	\$30.47	\$23.32	\$25.39	\$30.28	\$33.97	\$39.73

'N/A' indicates data or information cannot be released due to reliability, availability, or confidentiality restrictions. Since a portion of substate employment is not attributed to a region, substate areas will NOT add up to statewide totals. Rounding and the absence of suppressed data may also affect additivity.

		WAGE ESTIMATES						
		Average (Mean)	10th Percentile	25th Percentile	50th Percentile (Median)	75th Percentile	90th Percentile	
43-4051 Customer Service Representatives								
Alternate Job Title(s): Customer Complaint Clerk; Passenger Relations Representative; Warranty Clerk								
Interact with customers to provide basic or scripted information in response to routine inquiries about products and services. May handle and resolve general complaints. Excludes individuals whose duties are primarily installation, sales, repair, and technical support.								
North Dakota		ANNUAL:	\$43,900	\$28,000	\$34,470	\$39,460	\$49,490	\$63,480
Employment: 6,240		HOURLY:	\$21.11	\$13.46	\$16.57	\$18.97	\$23.80	\$30.52
Region 1		ANNUAL:	\$43,670	\$27,420	\$30,420	\$40,710	\$50,350	\$63,470
Employment: 340		HOURLY:	\$21.00	\$13.18	\$14.63	\$19.57	\$24.21	\$30.51
Region 2		ANNUAL:	\$42,440	\$27,420	\$33,200	\$37,980	\$47,650	\$63,120
Employment: 690		HOURLY:	\$20.40	\$13.18	\$15.96	\$18.26	\$22.91	\$30.35
Region 3		ANNUAL:	\$45,090	\$26,970	\$33,220	\$44,200	\$54,550	\$65,100
Employment: 150		HOURLY:	\$21.68	\$12.97	\$15.97	\$21.25	\$26.23	\$31.30
Region 4		ANNUAL:	\$41,730	\$29,040	\$33,120	\$36,840	\$46,890	\$60,320
Employment: 670		HOURLY:	\$20.06	\$13.96	\$15.92	\$17.71	\$22.54	\$29.00
Region 5		ANNUAL:	\$43,630	\$28,400	\$35,060	\$38,860	\$49,230	\$63,480
Employment: 2,680		HOURLY:	\$20.98	\$13.66	\$16.85	\$18.68	\$23.67	\$30.52
Region 6		ANNUAL:	\$47,360	\$30,070	\$35,270	\$46,000	\$60,190	\$71,670
Employment: 230		HOURLY:	\$22.77	\$14.46	\$16.96	\$22.12	\$28.94	\$34.45
Region 7		ANNUAL:	\$45,640	\$30,060	\$34,960	\$44,080	\$52,150	\$66,740
Employment: 1,090		HOURLY:	\$21.94	\$14.45	\$16.81	\$21.19	\$25.07	\$32.08
Region 8		ANNUAL:	\$45,310	\$22,520	\$30,450	\$44,700	\$52,640	\$72,450
Employment: 210		HOURLY:	\$21.78	\$10.83	\$14.64	\$21.49	\$25.31	\$34.83
Bismarck, ND MetroSA		ANNUAL:	\$45,680	\$30,400	\$34,960	\$43,800	\$52,200	\$66,740
Employment: 1,000		HOURLY:	\$21.96	\$14.62	\$16.81	\$21.06	\$25.10	\$32.09
Fargo, ND-MN MetroSA		ANNUAL:	\$43,430	\$28,980	\$35,050	\$38,860	\$49,020	\$63,460
Employment: 2,800		HOURLY:	\$20.88	\$13.93	\$16.85	\$18.68	\$23.57	\$30.51
Grand Forks, ND-MN MetroSA		ANNUAL:	\$42,030	\$29,030	\$33,120	\$38,040	\$47,120	\$60,110
Employment: 740		HOURLY:	\$20.21	\$13.96	\$15.92	\$18.29	\$22.65	\$28.90
West ND Nonmetro Area		ANNUAL:	\$43,380	\$27,420	\$31,200	\$39,510	\$48,750	\$64,350
Employment: 1,330		HOURLY:	\$20.86	\$13.18	\$15.00	\$19.00	\$23.44	\$30.94
East ND Nonmetro Area		ANNUAL:	\$46,650	\$29,940	\$34,940	\$44,940	\$58,270	\$71,450
Employment: 560		HOURLY:	\$22.43	\$14.39	\$16.80	\$21.61	\$28.01	\$34.35

'N/A' indicates data or information cannot be released due to reliability, availability, or confidentiality restrictions. Since a portion of substate employment is not attributed to a region, substate areas will NOT add up to statewide totals. Rounding and the absence of suppressed data may also affect additivity.

		WAGE ESTIMATES						
		Average (Mean)	10th Percentile	25th Percentile	50th Percentile (Median)	75th Percentile	90th Percentile	
43-4061 Eligibility Interviewers, Government Programs								
Alternate Job Title(s): Medicare Interviewer; Public Housing Interviewer; Unemployment Benefits Claims Taker								
Determine eligibility of persons applying to receive assistance from government programs and agency resources, such as welfare, unemployment benefits, social security, and public housing.								
North Dakota		ANNUAL:	\$50,320	\$40,160	\$45,630	\$47,200	\$56,280	\$62,320
Employment:	460	HOURLY:	\$24.19	\$19.31	\$21.94	\$22.69	\$27.06	\$29.96
Region 2		ANNUAL:	\$51,490	\$37,690	\$45,190	\$52,500	\$55,080	\$61,260
Employment:	50	HOURLY:	\$24.76	\$18.12	\$21.72	\$25.24	\$26.48	\$29.45
Region 3		ANNUAL:	\$46,400	\$36,870	\$40,210	\$46,550	\$49,580	\$59,180
Employment:	40	HOURLY:	\$22.31	\$17.73	\$19.33	\$22.38	\$23.84	\$28.45
Region 4		ANNUAL:	\$56,120	\$45,490	\$46,080	\$60,810	\$64,330	\$64,330
Employment:	60	HOURLY:	\$26.98	\$21.87	\$22.16	\$29.23	\$30.93	\$30.93
Region 5		ANNUAL:	\$49,630	\$38,060	\$45,730	\$47,200	\$56,250	\$58,430
Employment:	80	HOURLY:	\$23.86	\$18.30	\$21.99	\$22.69	\$27.04	\$28.09
Region 6		ANNUAL:	\$45,870	\$40,210	\$40,210	\$43,030	\$45,760	\$59,420
Employment:	30	HOURLY:	\$22.05	\$19.33	\$19.33	\$20.69	\$22.00	\$28.57
Region 7		ANNUAL:	\$49,690	\$45,440	\$45,630	\$46,600	\$55,250	\$58,900
Employment:	130	HOURLY:	\$23.89	\$21.85	\$21.94	\$22.41	\$26.56	\$28.32
Bismarck, ND MetroSA		ANNUAL:	\$49,690	\$45,440	\$45,630	\$46,600	\$55,080	\$58,900
Employment:	130	HOURLY:	\$23.89	\$21.85	\$21.94	\$22.41	\$26.48	\$28.32
Fargo, ND-MN MetroSA		ANNUAL:	\$53,920	\$39,200	\$47,200	\$53,520	\$64,790	\$64,790
Employment:	110	HOURLY:	\$25.92	\$18.85	\$22.69	\$25.73	\$31.15	\$31.15
Grand Forks, ND-MN MetroSA		ANNUAL:	\$55,760	\$46,080	\$46,380	\$60,800	\$64,330	\$64,330
Employment:	90	HOURLY:	\$26.81	\$22.16	\$22.30	\$29.23	\$30.93	\$30.93
West ND Nonmetro Area		ANNUAL:	\$50,930	\$39,610	\$46,370	\$52,500	\$55,290	\$61,260
Employment:	110	HOURLY:	\$24.49	\$19.04	\$22.29	\$25.24	\$26.58	\$29.45
East ND Nonmetro Area		ANNUAL:	\$46,630	\$40,000	\$40,210	\$44,080	\$51,500	\$59,180
Employment:	90	HOURLY:	\$22.42	\$19.23	\$19.33	\$21.19	\$24.76	\$28.45

'N/A' indicates data or information cannot be released due to reliability, availability, or confidentiality restrictions. Since a portion of substate employment is not attributed to a region, substate areas will NOT add up to statewide totals. Rounding and the absence of suppressed data may also affect additivity.

			WAGE ESTIMATES					
			Average (Mean)	10th Percentile	25th Percentile	50th Percentile (Median)	75th Percentile	90th Percentile
43-4071 File Clerks								
Alternate Job Title(s): Document Clerk; Records Clerk								
File correspondence, cards, invoices, receipts, and other records in alphabetical or numerical order or according to the filing system used. Locate and remove material from file when requested.								
North Dakota		ANNUAL:	\$41,220	\$33,710	\$36,980	\$38,710	\$47,050	\$49,880
Employment:	90	HOURLY:	\$19.82	\$16.21	\$17.78	\$18.61	\$22.62	\$23.98
Region 4		ANNUAL:	\$43,510	\$33,510	\$36,570	\$39,890	\$49,880	\$49,880
Employment:	30	HOURLY:	\$20.92	\$16.11	\$17.58	\$19.18	\$23.98	\$23.98
Region 5		ANNUAL:	\$40,460	\$34,170	\$37,630	\$38,660	\$47,030	\$48,160
Employment:	30	HOURLY:	\$19.45	\$16.43	\$18.09	\$18.59	\$22.61	\$23.16
Region 7		ANNUAL:	\$38,040	\$26,660	\$36,980	\$38,710	\$41,820	\$45,210
Employment:	10	HOURLY:	\$18.29	\$12.82	\$17.78	\$18.61	\$20.10	\$21.74
Bismarck, ND MetroSA		ANNUAL:	\$38,040	\$26,660	\$36,980	\$38,710	\$41,820	\$45,210
Employment:	10	HOURLY:	\$18.29	\$12.82	\$17.78	\$18.61	\$20.10	\$21.74
Fargo, ND-MN MetroSA		ANNUAL:	\$40,460	\$34,170	\$37,630	\$38,660	\$47,030	\$48,160
Employment:	30	HOURLY:	\$19.45	\$16.43	\$18.09	\$18.59	\$22.61	\$23.16
Grand Forks, ND-MN MetroSA		ANNUAL:	\$43,790	\$33,710	\$36,570	\$39,890	\$49,880	\$51,720
Employment:	30	HOURLY:	\$21.06	\$16.21	\$17.58	\$19.18	\$23.98	\$24.87

43-4081 Hotel, Motel, and Resort Desk Clerks**Alternate Job Title(s):** Hotel Front Desk Clerk; Hotel Registration Clerk

Accommodate hotel, motel, and resort patrons by registering and assigning rooms to guests, issuing room keys or cards, transmitting and receiving messages, keeping records of occupied rooms and guests' accounts, making and confirming reservations, and presenting statements to and collecting payments from departing guests.

North Dakota		ANNUAL:	\$30,100	\$26,600	\$27,660	\$28,700	\$34,260	\$34,790
Employment:	1,880	HOURLY:	\$14.47	\$12.79	\$13.30	\$13.80	\$16.47	\$16.73
Region 1		ANNUAL:	\$29,580	\$22,640	\$27,280	\$28,170	\$34,260	\$35,200
Employment:	200	HOURLY:	\$14.22	\$10.88	\$13.12	\$13.54	\$16.47	\$16.92
Region 2		ANNUAL:	\$29,630	\$22,630	\$27,300	\$28,150	\$34,490	\$35,250
Employment:	240	HOURLY:	\$14.25	\$10.88	\$13.13	\$13.53	\$16.58	\$16.95
Region 4		ANNUAL:	\$29,820	\$27,060	\$27,790	\$28,440	\$33,620	\$33,940
Employment:	220	HOURLY:	\$14.33	\$13.01	\$13.36	\$13.67	\$16.16	\$16.32
Region 6		ANNUAL:	\$28,610	\$22,860	\$27,190	\$27,820	\$28,510	\$35,040
Employment:	110	HOURLY:	\$13.76	\$10.99	\$13.07	\$13.38	\$13.71	\$16.85
Fargo, ND-MN MetroSA		ANNUAL:	\$30,950	\$27,500	\$28,630	\$29,510	\$34,560	\$34,830
Employment:	580	HOURLY:	\$14.88	\$13.22	\$13.77	\$14.19	\$16.62	\$16.74
Grand Forks, ND-MN MetroSA		ANNUAL:	\$30,220	\$27,290	\$27,860	\$28,440	\$33,620	\$33,950
Employment:	230	HOURLY:	\$14.53	\$13.12	\$13.40	\$13.67	\$16.16	\$16.32
West ND Nonmetro Area		ANNUAL:	\$29,530	\$22,640	\$27,260	\$28,150	\$34,260	\$35,250
Employment:	600	HOURLY:	\$14.20	\$10.88	\$13.10	\$13.53	\$16.47	\$16.95
East ND Nonmetro Area		ANNUAL:	\$29,260	\$22,750	\$27,000	\$28,130	\$34,250	\$39,080
Employment:	250	HOURLY:	\$14.07	\$10.94	\$12.98	\$13.52	\$16.46	\$18.79

'N/A' indicates data or information cannot be released due to reliability, availability, or confidentiality restrictions. Since a portion of substate employment is not attributed to a region, substate areas will NOT add up to statewide totals. Rounding and the absence of suppressed data may also affect additivity.

			WAGE ESTIMATES					
			Average (Mean)	10th Percentile	25th Percentile	50th Percentile (Median)	75th Percentile	90th Percentile
43-4111 Interviewers, Except Eligibility and Loan								
Alternate Job Title(s): Census Taker; Market Research Interviewer; Outpatient Interviewing Clerk								
Interview persons by telephone, mail, in person, or by other means for the purpose of completing forms, applications, or questionnaires. Ask specific questions, record answers, and assist persons with completing form. May sort, classify, and file forms.								
North Dakota		ANNUAL:	\$40,430	\$21,550	\$35,490	\$39,700	\$47,910	\$58,080
Employment:	80	HOURLY:	\$19.44	\$10.36	\$17.06	\$19.09	\$23.03	\$27.92
Region 4		ANNUAL:	\$44,950	\$39,700	\$39,700	\$43,740	\$47,910	\$58,300
Employment:	20	HOURLY:	\$21.61	\$19.09	\$19.09	\$21.03	\$23.03	\$28.03
Region 5		ANNUAL:	\$38,120	\$21,550	\$28,490	\$37,260	\$46,070	\$58,080
Employment:	40	HOURLY:	\$18.33	\$10.36	\$13.70	\$17.91	\$22.15	\$27.92
Fargo, ND-MN MetroSA		ANNUAL:	\$36,010	\$21,550	\$26,350	\$37,260	\$42,290	\$55,090
Employment:	60	HOURLY:	\$17.31	\$10.36	\$12.67	\$17.91	\$20.33	\$26.48
Grand Forks, ND-MN MetroSA		ANNUAL:	\$43,860	\$39,700	\$39,700	\$41,590	\$47,910	\$47,910
Employment:	20	HOURLY:	\$21.09	\$19.09	\$19.09	\$20.00	\$23.03	\$23.03

43-4121 Library Assistants, Clerical**Alternate Job Title(s):** Braille and Talking Books Clerk; Circulation Clerk; Microfilm Clerk

Compile records, and sort, shelve, issue, and receive library materials such as books, electronic media, pictures, cards, slides and microfilm. Locate library materials for loan and replace material in shelving area, stacks, or files according to identification number and title. Register patrons to permit them to borrow books, periodicals, and other library materials. Excludes Library Technicians (25-4031).

North Dakota		ANNUAL:	\$30,140	\$22,190	\$22,900	\$27,740	\$31,440	\$47,630
Employment:	120	HOURLY:	\$14.49	\$10.67	\$11.01	\$13.34	\$15.12	\$22.90
Region 5		ANNUAL:	\$31,360	\$19,540	\$24,730	\$31,440	\$31,440	\$48,850
Employment:	60	HOURLY:	\$15.08	\$9.39	\$11.89	\$15.12	\$15.12	\$23.48
Fargo, ND-MN MetroSA		ANNUAL:	\$32,210	\$24,720	\$26,870	\$31,440	\$33,690	\$48,840
Employment:	70	HOURLY:	\$15.49	\$11.89	\$12.92	\$15.12	\$16.20	\$23.48
West ND Nonmetro Area		ANNUAL:	\$30,170	\$22,900	\$22,900	\$26,500	\$36,650	\$47,630
Employment:	40	HOURLY:	\$14.51	\$11.01	\$11.01	\$12.74	\$17.62	\$22.90
East ND Nonmetro Area		ANNUAL:	\$25,200	\$21,920	\$22,890	\$22,890	\$26,890	\$32,760
Employment:	20	HOURLY:	\$12.12	\$10.54	\$11.01	\$11.01	\$12.93	\$15.75

'N/A' indicates data or information cannot be released due to reliability, availability, or confidentiality restrictions. Since a portion of substate employment is not attributed to a region, substate areas will NOT add up to statewide totals. Rounding and the absence of suppressed data may also affect additivity.

		WAGE ESTIMATES						
		Average (Mean)	10th Percentile	25th Percentile	50th Percentile (Median)	75th Percentile	90th Percentile	
43-4131 Loan Interviewers and Clerks								
Alternate Job Title(s): Loan Processor; Mortgage Loan Closer								
Interview loan applicants to elicit information; investigate applicants' backgrounds and verify references; prepare loan request papers; and forward findings, reports, and documents to appraisal department. Review loan papers to ensure completeness, and complete transactions between loan establishment, borrowers, and sellers upon approval of loan.								
North Dakota		ANNUAL:	\$51,040	\$41,180	\$46,110	\$47,880	\$56,370	\$62,810
Employment:	870	HOURLY:	\$24.54	\$19.80	\$22.17	\$23.02	\$27.10	\$30.20
Region 1		ANNUAL:	\$53,930	\$42,070	\$45,920	\$55,340	\$59,750	\$70,160
Employment:	30	HOURLY:	\$25.93	\$20.23	\$22.08	\$26.60	\$28.72	\$33.73
Region 2		ANNUAL:	\$52,430	\$41,730	\$45,220	\$47,420	\$58,280	\$72,800
Employment:	70	HOURLY:	\$25.21	\$20.06	\$21.74	\$22.80	\$28.02	\$35.00
Region 4		ANNUAL:	\$50,910	\$44,520	\$47,020	\$48,490	\$55,900	\$63,910
Employment:	50	HOURLY:	\$24.48	\$21.40	\$22.61	\$23.31	\$26.87	\$30.72
Region 5		ANNUAL:	\$50,970	\$41,190	\$46,300	\$48,410	\$56,330	\$62,690
Employment:	390	HOURLY:	\$24.50	\$19.80	\$22.26	\$23.27	\$27.08	\$30.14
Region 6		ANNUAL:	\$47,460	\$40,000	\$40,000	\$46,990	\$49,540	\$58,620
Employment:	60	HOURLY:	\$22.82	\$19.23	\$19.23	\$22.59	\$23.82	\$28.18
Region 7		ANNUAL:	\$51,180	\$41,590	\$45,560	\$48,550	\$57,780	\$61,030
Employment:	150	HOURLY:	\$24.60	\$19.99	\$21.90	\$23.34	\$27.78	\$29.34
Bismarck, ND MetroSA		ANNUAL:	\$51,020	\$41,400	\$45,480	\$48,550	\$57,210	\$61,030
Employment:	120	HOURLY:	\$24.53	\$19.90	\$21.87	\$23.34	\$27.51	\$29.34
Fargo, ND-MN MetroSA		ANNUAL:	\$50,940	\$41,180	\$46,300	\$48,410	\$56,330	\$62,690
Employment:	390	HOURLY:	\$24.49	\$19.80	\$22.26	\$23.28	\$27.08	\$30.14
Grand Forks, ND-MN MetroSA		ANNUAL:	\$49,210	\$39,750	\$45,070	\$48,640	\$51,530	\$59,660
Employment:	50	HOURLY:	\$23.66	\$19.11	\$21.67	\$23.38	\$24.77	\$28.68
West ND Nonmetro Area		ANNUAL:	\$52,590	\$42,070	\$45,890	\$49,490	\$58,240	\$63,850
Employment:	160	HOURLY:	\$25.29	\$20.23	\$22.06	\$23.79	\$28.00	\$30.70
East ND Nonmetro Area		ANNUAL:	\$48,550	\$40,000	\$44,770	\$47,570	\$49,540	\$63,170
Employment:	110	HOURLY:	\$23.34	\$19.23	\$21.52	\$22.87	\$23.82	\$30.37

'N/A' indicates data or information cannot be released due to reliability, availability, or confidentiality restrictions. Since a portion of substate employment is not attributed to a region, substate areas will NOT add up to statewide totals. Rounding and the absence of suppressed data may also affect additivity.

		WAGE ESTIMATES						
		Average (Mean)	10th Percentile	25th Percentile	50th Percentile (Median)	75th Percentile	90th Percentile	
43-4141 New Accounts Clerks								
Alternate Job Title(s): Banking Services Clerk; New Accounts Banking Representative								
Interview persons desiring to open accounts in financial institutions. Explain account services available to prospective customers and assist them in preparing applications.								
North Dakota		ANNUAL:	\$53,140	\$38,430	\$39,240	\$49,610	\$67,350	\$68,140
Employment:	260	HOURLY:	\$25.55	\$18.47	\$18.87	\$23.85	\$32.38	\$32.76
Region 2		ANNUAL:	\$46,740	\$38,580	\$38,580	\$45,930	\$53,940	\$59,370
Employment:	20	HOURLY:	\$22.47	\$18.55	\$18.55	\$22.08	\$25.93	\$28.54
Region 4		ANNUAL:	\$57,300	\$37,300	\$45,700	\$62,990	\$68,140	\$68,140
Employment:	30	HOURLY:	\$27.55	\$17.93	\$21.97	\$30.28	\$32.76	\$32.76
Region 5		ANNUAL:	\$52,440	\$38,080	\$39,240	\$49,610	\$67,860	\$68,140
Employment:	90	HOURLY:	\$25.21	\$18.31	\$18.87	\$23.85	\$32.63	\$32.76
Region 6		ANNUAL:	\$53,810	\$38,580	\$38,680	\$49,240	\$68,140	\$68,140
Employment:	40	HOURLY:	\$25.87	\$18.55	\$18.59	\$23.67	\$32.76	\$32.76
Region 7		ANNUAL:	\$55,720	\$38,140	\$46,010	\$58,510	\$67,350	\$67,350
Employment:	40	HOURLY:	\$26.79	\$18.34	\$22.12	\$28.13	\$32.38	\$32.38
Bismarck, ND MetroSA		ANNUAL:	N/A	N/A	N/A	N/A	N/A	N/A
Employment:	40	HOURLY:	N/A	N/A	N/A	N/A	N/A	N/A
Fargo, ND-MN MetroSA		ANNUAL:	\$49,300	\$36,650	\$39,240	\$47,280	\$58,170	\$67,860
Employment:	100	HOURLY:	\$23.70	\$17.62	\$18.87	\$22.73	\$27.97	\$32.63
Grand Forks, ND-MN MetroSA		ANNUAL:	\$47,030	\$36,200	\$37,760	\$45,750	\$50,050	\$62,990
Employment:	20	HOURLY:	\$22.61	\$17.40	\$18.16	\$21.99	\$24.06	\$30.28
West ND Nonmetro Area		ANNUAL:	\$48,600	\$38,580	\$38,580	\$45,930	\$59,370	\$66,190
Employment:	40	HOURLY:	\$23.37	\$18.55	\$18.55	\$22.08	\$28.54	\$31.82
East ND Nonmetro Area		ANNUAL:	N/A	N/A	N/A	N/A	N/A	N/A
Employment:	90	HOURLY:	N/A	N/A	N/A	N/A	N/A	N/A

43-4151 Order Clerks**Alternate Job Title(s):** Catalogue Clerk; Classified Ad Clerk; Subscription Clerk

Receive and process incoming orders for materials, merchandise, classified ads, or services such as repairs, installations, or rental of facilities. Generally receives orders via mail, phone, fax, or other electronic means. Duties include informing customers of receipt, prices, shipping dates, and delays; preparing contracts; and handling complaints. Excludes Dispatchers, Except Police, Fire, and Ambulance (43-5032) who both dispatch and take orders for services.

North Dakota		ANNUAL:	\$43,310	\$30,800	\$30,920	\$39,930	\$44,740	\$62,120
Employment:	20	HOURLY:	\$20.82	\$14.81	\$14.86	\$19.20	\$21.51	\$29.86

'N/A' indicates data or information cannot be released due to reliability, availability, or confidentiality restrictions. Since a portion of substate employment is not attributed to a region, substate areas will NOT add up to statewide totals. Rounding and the absence of suppressed data may also affect additivity.

		WAGE ESTIMATES						
		Average (Mean)	10th Percentile	25th Percentile	50th Percentile (Median)	75th Percentile	90th Percentile	
43-4161 Human Resources Assistants, Except Payroll and Timekeeping								
Alternate Job Title(s): HR Clerk; Personnel Clerk								
Compile and keep personnel records. Record data for each employee, such as address, weekly earnings, absences, amount of sales or production, supervisory reports, and date of and reason for termination. May prepare reports for employment records, file employment records, or search employee files and furnish information to authorized persons.								
North Dakota		ANNUAL:	\$48,660	\$39,940	\$44,690	\$48,800	\$53,210	\$57,760
Employment:	110	HOURLY:	\$23.39	\$19.20	\$21.48	\$23.46	\$25.58	\$27.77
Region 4		ANNUAL:	\$49,640	\$39,050	\$45,240	\$47,440	\$54,250	\$58,300
Employment:	20	HOURLY:	\$23.87	\$18.77	\$21.75	\$22.81	\$26.08	\$28.03
Region 5		ANNUAL:	\$47,610	\$38,940	\$44,800	\$48,740	\$51,470	\$55,160
Employment:	40	HOURLY:	\$22.89	\$18.72	\$21.54	\$23.43	\$24.75	\$26.52
Region 7		ANNUAL:	\$52,390	\$45,910	\$47,980	\$51,090	\$56,490	\$59,150
Employment:	30	HOURLY:	\$25.19	\$22.07	\$23.07	\$24.56	\$27.16	\$28.43
Bismarck, ND MetroSA		ANNUAL:	\$52,910	\$46,450	\$47,980	\$53,000	\$57,760	\$59,140
Employment:	30	HOURLY:	\$25.44	\$22.33	\$23.07	\$25.48	\$27.77	\$28.44
Fargo, ND-MN MetroSA		ANNUAL:	\$47,160	\$39,180	\$42,630	\$47,610	\$51,360	\$56,060
Employment:	60	HOURLY:	\$22.67	\$18.84	\$20.50	\$22.89	\$24.69	\$26.95
Grand Forks, ND-MN MetroSA		ANNUAL:	\$50,070	\$40,060	\$44,690	\$49,000	\$54,250	\$58,300
Employment:	30	HOURLY:	\$24.07	\$19.26	\$21.48	\$23.56	\$26.08	\$28.03
West ND Nonmetro Area		ANNUAL:	\$44,550	\$39,240	\$39,990	\$42,030	\$49,110	\$51,690
Employment:	20	HOURLY:	\$21.42	\$18.87	\$19.23	\$20.21	\$23.61	\$24.85

'N/A' indicates data or information cannot be released due to reliability, availability, or confidentiality restrictions. Since a portion of substate employment is not attributed to a region, substate areas will NOT add up to statewide totals. Rounding and the absence of suppressed data may also affect additivity.

		WAGE ESTIMATES						
		Average (Mean)	10th Percentile	25th Percentile	50th Percentile (Median)	75th Percentile	90th Percentile	
43-4171 Receptionists and Information Clerks								
Alternate Job Title(s): Appointment Clerk; Front Desk Receptionist; Land Leasing Information Clerk								
Answer inquiries and provide information to the general public, customers, visitors, and other interested parties regarding activities conducted at establishment and location of departments, offices, and employees within the organization. Excludes Switchboard Operators, Including Answering Service (43-2011).								
North Dakota		ANNUAL:	\$37,080	\$27,710	\$34,300	\$36,590	\$40,390	\$46,220
Employment:	2,190	HOURLY:	\$17.83	\$13.32	\$16.49	\$17.59	\$19.42	\$22.22
Region 1		ANNUAL:	\$39,300	\$31,210	\$34,870	\$36,870	\$45,230	\$50,080
Employment:	100	HOURLY:	\$18.89	\$15.00	\$16.77	\$17.73	\$21.74	\$24.07
Region 2		ANNUAL:	\$39,030	\$31,320	\$35,610	\$37,330	\$44,890	\$48,050
Employment:	210	HOURLY:	\$18.76	\$15.06	\$17.12	\$17.95	\$21.58	\$23.10
Region 3		ANNUAL:	\$37,870	\$31,380	\$34,460	\$37,470	\$40,840	\$46,130
Employment:	40	HOURLY:	\$18.21	\$15.08	\$16.57	\$18.02	\$19.63	\$22.18
Region 4		ANNUAL:	\$36,470	\$27,250	\$34,360	\$36,280	\$38,940	\$45,170
Employment:	330	HOURLY:	\$17.53	\$13.10	\$16.52	\$17.44	\$18.72	\$21.71
Region 5		ANNUAL:	\$36,290	\$27,160	\$32,710	\$36,590	\$38,910	\$45,730
Employment:	760	HOURLY:	\$17.45	\$13.06	\$15.73	\$17.59	\$18.71	\$21.98
Region 6		ANNUAL:	\$37,020	\$28,420	\$32,990	\$37,080	\$40,550	\$46,550
Employment:	100	HOURLY:	\$17.80	\$13.66	\$15.86	\$17.83	\$19.49	\$22.38
Region 7		ANNUAL:	\$37,000	\$26,430	\$34,230	\$36,520	\$41,530	\$45,960
Employment:	520	HOURLY:	\$17.79	\$12.71	\$16.46	\$17.56	\$19.96	\$22.10
Region 8		ANNUAL:	\$38,770	\$28,630	\$34,960	\$37,350	\$45,430	\$49,120
Employment:	110	HOURLY:	\$18.64	\$13.77	\$16.81	\$17.95	\$21.84	\$23.61
Bismarck, ND MetroSA		ANNUAL:	\$36,890	\$26,370	\$33,840	\$36,510	\$41,820	\$45,950
Employment:	470	HOURLY:	\$17.74	\$12.68	\$16.27	\$17.56	\$20.11	\$22.09
Fargo, ND-MN MetroSA		ANNUAL:	\$36,000	\$27,000	\$32,270	\$36,480	\$38,350	\$45,440
Employment:	840	HOURLY:	\$17.31	\$12.98	\$15.51	\$17.54	\$18.44	\$21.85
Grand Forks, ND-MN MetroSA		ANNUAL:	\$36,350	\$27,830	\$33,870	\$36,280	\$38,430	\$45,170
Employment:	360	HOURLY:	\$17.48	\$13.38	\$16.28	\$17.44	\$18.48	\$21.71
West ND Nonmetro Area		ANNUAL:	\$38,930	\$31,210	\$35,130	\$37,260	\$44,880	\$48,920
Employment:	460	HOURLY:	\$18.72	\$15.00	\$16.89	\$17.91	\$21.58	\$23.52
East ND Nonmetro Area		ANNUAL:	\$37,710	\$30,140	\$34,460	\$37,370	\$40,840	\$46,540
Employment:	220	HOURLY:	\$18.13	\$14.49	\$16.57	\$17.97	\$19.63	\$22.37

43-4181 Reservation and Transportation Ticket Agents and Travel Clerks**Alternate Job Title(s):** Airline Ticket Agent; Gate Agent; Hotel Reservationist; Train Reservation Clerk

Make and confirm reservations for transportation or lodging, or sell transportation tickets. May check baggage and direct passengers to designated concourse, pier, or track; deliver tickets and contact individuals and groups to inform them of package tours; or provide tourists with travel or transportation information. Excludes Cashiers (41-2011), Travel Agents (41-3041), and Hotel, Motel, and Resort Desk Clerks (43-4081) who sell tickets for local transportation.

North Dakota		ANNUAL:	\$44,690	\$35,980	\$37,860	\$38,970	\$47,950	\$61,660
Employment:	50	HOURLY:	\$21.49	\$17.30	\$18.20	\$18.74	\$23.05	\$29.64

'N/A' indicates data or information cannot be released due to reliability, availability, or confidentiality restrictions. Since a portion of substate employment is not attributed to a region, substate areas will NOT add up to statewide totals. Rounding and the absence of suppressed data may also affect additivity.

		WAGE ESTIMATES						
		Average (Mean)	10th Percentile	25th Percentile	50th Percentile (Median)	75th Percentile	90th Percentile	
43-4199 Information and Record Clerks, All Other								
Alternate Job Title(s): Election Clerk; Probate Clerk; Student Admissions Clerk								
All information and record clerks not listed separately.								
North Dakota		ANNUAL:	\$49,020	\$34,570	\$40,370	\$46,700	\$54,620	\$61,170
Employment:	260	HOURLY:	\$23.57	\$16.62	\$19.41	\$22.45	\$26.26	\$29.41
Region 2		ANNUAL:	\$46,590	\$37,460	\$42,020	\$46,700	\$49,800	\$57,570
Employment:	60	HOURLY:	\$22.40	\$18.01	\$20.20	\$22.45	\$23.94	\$27.68
Region 3		ANNUAL:	\$56,160	\$40,370	\$51,360	\$56,010	\$61,840	\$74,240
Employment:	20	HOURLY:	\$27.00	\$19.41	\$24.69	\$26.93	\$29.73	\$35.69
Region 4		ANNUAL:	\$56,460	\$37,690	\$42,020	\$46,700	\$67,230	\$94,680
Employment:	30	HOURLY:	\$27.15	\$18.12	\$20.20	\$22.45	\$32.32	\$45.52
Region 5		ANNUAL:	\$48,280	\$31,580	\$39,920	\$47,610	\$53,210	\$60,690
Employment:	90	HOURLY:	\$23.21	\$15.18	\$19.19	\$22.89	\$25.58	\$29.18
Region 7		ANNUAL:	\$52,090	\$37,460	\$43,410	\$49,800	\$59,130	\$67,230
Employment:	40	HOURLY:	\$25.04	\$18.01	\$20.87	\$23.94	\$28.43	\$32.32
Region 8		ANNUAL:	\$39,260	\$34,570	\$34,570	\$39,850	\$42,020	\$44,810
Employment:	10	HOURLY:	\$18.88	\$16.62	\$16.62	\$19.16	\$20.20	\$21.55
Bismarck, ND MetroSA		ANNUAL:	\$53,400	\$38,440	\$46,220	\$51,360	\$59,470	\$67,230
Employment:	40	HOURLY:	\$25.67	\$18.48	\$22.22	\$24.69	\$28.59	\$32.32
Fargo, ND-MN MetroSA		ANNUAL:	\$48,590	\$31,580	\$39,400	\$47,610	\$54,620	\$60,690
Employment:	90	HOURLY:	\$23.36	\$15.19	\$18.94	\$22.89	\$26.26	\$29.18
Grand Forks, ND-MN MetroSA		ANNUAL:	\$54,760	\$35,550	\$42,020	\$46,700	\$67,230	\$94,680
Employment:	30	HOURLY:	\$26.33	\$17.09	\$20.20	\$22.45	\$32.32	\$45.52
West ND Nonmetro Area		ANNUAL:	\$44,720	\$34,570	\$38,060	\$44,110	\$49,800	\$56,100
Employment:	80	HOURLY:	\$21.50	\$16.62	\$18.30	\$21.21	\$23.94	\$26.97
East ND Nonmetro Area		ANNUAL:	\$49,810	\$35,550	\$39,400	\$50,180	\$59,130	\$62,050
Employment:	30	HOURLY:	\$23.95	\$17.09	\$18.94	\$24.13	\$28.43	\$29.83

'N/A' indicates data or information cannot be released due to reliability, availability, or confidentiality restrictions. Since a portion of substate employment is not attributed to a region, substate areas will NOT add up to statewide totals. Rounding and the absence of suppressed data may also affect additivity.

		WAGE ESTIMATES						
		Average (Mean)	10th Percentile	25th Percentile	50th Percentile (Median)	75th Percentile	90th Percentile	
43-5011 Cargo and Freight Agents								
Alternate Job Title(s): Cargo Router; Freight Shipping Agent								
Expedite and route movement of incoming and outgoing cargo and freight shipments in airline, train, and trucking terminals and shipping docks. Take orders from customers and arrange pickup of freight and cargo for delivery to loading platform. Prepare and examine bills of lading to determine shipping charges and tariffs.								
North Dakota		ANNUAL:	\$50,830	\$38,640	\$45,230	\$47,270	\$51,380	\$60,160
Employment:	220	HOURLY:	\$24.44	\$18.58	\$21.74	\$22.72	\$24.70	\$28.93
Region 2		ANNUAL:	\$47,690	\$38,940	\$43,680	\$46,420	\$51,710	\$54,220
Employment:	20	HOURLY:	\$22.93	\$18.72	\$21.00	\$22.32	\$24.86	\$26.07
Region 4		ANNUAL:	\$48,540	\$38,830	\$44,070	\$45,230	\$51,120	\$54,470
Employment:	40	HOURLY:	\$23.34	\$18.67	\$21.19	\$21.74	\$24.58	\$26.19
Region 5		ANNUAL:	\$52,340	\$38,640	\$47,060	\$47,950	\$53,290	\$68,790
Employment:	110	HOURLY:	\$25.16	\$18.58	\$22.62	\$23.05	\$25.62	\$33.07
Region 7		ANNUAL:	\$55,500	\$38,300	\$46,680	\$47,380	\$54,460	\$120,540
Employment:	20	HOURLY:	\$26.68	\$18.41	\$22.44	\$22.78	\$26.18	\$57.95
Bismarck, ND MetroSA		ANNUAL:	\$55,300	\$38,290	\$47,380	\$47,380	\$55,000	\$120,540
Employment:	20	HOURLY:	\$26.59	\$18.41	\$22.78	\$22.78	\$26.44	\$57.95
Fargo, ND-MN MetroSA		ANNUAL:	\$52,360	\$38,640	\$47,060	\$47,950	\$53,290	\$68,790
Employment:	110	HOURLY:	\$25.18	\$18.58	\$22.62	\$23.05	\$25.62	\$33.07
Grand Forks, ND-MN MetroSA		ANNUAL:	\$52,940	\$44,070	\$44,070	\$46,440	\$51,120	\$84,550
Employment:	20	HOURLY:	\$25.45	\$21.19	\$21.19	\$22.33	\$24.58	\$40.65
West ND Nonmetro Area		ANNUAL:	\$47,970	\$38,920	\$46,420	\$46,720	\$47,040	\$54,220
Employment:	40	HOURLY:	\$23.06	\$18.71	\$22.32	\$22.46	\$22.61	\$26.07
East ND Nonmetro Area		ANNUAL:	\$46,860	\$24,960	\$38,830	\$45,230	\$50,490	\$54,610
Employment:	40	HOURLY:	\$22.53	\$12.00	\$18.67	\$21.74	\$24.27	\$26.26

43-5021 Couriers and Messengers**Alternate Job Title(s):** Bicycle Messenger; Laboratory Courier; Office Runner

Pick up and deliver messages, documents, packages, and other items between offices or departments within an establishment or directly to other business concerns, traveling by foot, bicycle, motorcycle, automobile, or public conveyance. Excludes Light Truck Drivers (53-3033).

North Dakota		ANNUAL:	\$35,530	\$28,300	\$33,660	\$34,110	\$36,070	\$41,290
Employment:	90	HOURLY:	\$17.08	\$13.61	\$16.18	\$16.40	\$17.34	\$19.85
Region 5		ANNUAL:	\$32,980	\$26,930	\$28,520	\$33,660	\$34,110	\$37,380
Employment:	20	HOURLY:	\$15.85	\$12.95	\$13.71	\$16.18	\$16.40	\$17.97
Region 7		ANNUAL:	\$37,250	\$32,630	\$35,360	\$36,070	\$37,100	\$43,680
Employment:	40	HOURLY:	\$17.91	\$15.69	\$17.00	\$17.34	\$17.83	\$21.00
Bismarck, ND MetroSA		ANNUAL:	\$37,590	\$32,630	\$35,360	\$36,070	\$39,520	\$43,680
Employment:	30	HOURLY:	\$18.07	\$15.69	\$17.00	\$17.34	\$19.00	\$21.00
Fargo, ND-MN MetroSA		ANNUAL:	\$32,940	\$26,930	\$28,520	\$33,660	\$34,110	\$38,780
Employment:	20	HOURLY:	\$15.84	\$12.95	\$13.71	\$16.18	\$16.40	\$18.64

'N/A' indicates data or information cannot be released due to reliability, availability, or confidentiality restrictions. Since a portion of substate employment is not attributed to a region, substate areas will NOT add up to statewide totals. Rounding and the absence of suppressed data may also affect additivity.

			WAGE ESTIMATES					
			Average (Mean)	10th Percentile	25th Percentile	50th Percentile (Median)	75th Percentile	90th Percentile
43-5031 Public Safety Telecommunicators								
Alternate Job Title(s): 911 Operator; Emergency Operator; Public Safety Dispatcher; Public Safety Telecommunicator								
Operate telephone, radio, or other communication systems to receive and communicate requests for emergency assistance at 9-1-1 public safety answering points and emergency operations centers. Take information from the public and other sources regarding crimes, threats, disturbances, acts of terrorism, fires, medical emergencies, and other public safety matters. May coordinate and provide information to law enforcement and emergency response personnel. May access sensitive databases and other information sources as needed. May provide additional instructions to callers based on knowledge of and certification in law enforcement, fire, or emergency medical procedures.								
North Dakota		ANNUAL:	\$48,750	\$41,600	\$42,650	\$45,680	\$51,910	\$61,880
Employment:	270	HOURLY:	\$23.44	\$20.00	\$20.51	\$21.96	\$24.96	\$29.75
Region 2		ANNUAL:	\$52,030	\$42,280	\$42,410	\$51,940	\$58,530	\$61,990
Employment:	40	HOURLY:	\$25.01	\$20.33	\$20.39	\$24.97	\$28.14	\$29.80
Region 4		ANNUAL:	\$49,660	\$42,760	\$44,150	\$48,180	\$51,910	\$63,420
Employment:	30	HOURLY:	\$23.88	\$20.56	\$21.22	\$23.16	\$24.96	\$30.49
Region 5		ANNUAL:	\$44,850	\$42,530	\$42,650	\$43,070	\$45,680	\$56,700
Employment:	20	HOURLY:	\$21.56	\$20.45	\$20.51	\$20.71	\$21.96	\$27.26
Region 7		ANNUAL:	\$48,440	\$41,600	\$41,600	\$47,360	\$51,540	\$55,250
Employment:	80	HOURLY:	\$23.29	\$20.00	\$20.00	\$22.77	\$24.78	\$26.56
Bismarck, ND MetroSA		ANNUAL:	\$50,790	\$41,950	\$46,630	\$51,540	\$51,540	\$57,140
Employment:	60	HOURLY:	\$24.42	\$20.17	\$22.42	\$24.78	\$24.78	\$27.47
Fargo, ND-MN MetroSA		ANNUAL:	\$57,780	\$42,530	\$45,680	\$54,790	\$71,100	\$71,110
Employment:	30	HOURLY:	\$27.78	\$20.45	\$21.96	\$26.34	\$34.18	\$34.19
Grand Forks, ND-MN MetroSA		ANNUAL:	\$54,300	\$48,180	\$48,180	\$48,180	\$63,420	\$67,250
Employment:	30	HOURLY:	\$26.11	\$23.16	\$23.16	\$23.16	\$30.49	\$32.33
West ND Nonmetro Area		ANNUAL:	\$49,180	\$41,600	\$42,290	\$43,100	\$58,530	\$61,890
Employment:	110	HOURLY:	\$23.65	\$20.00	\$20.33	\$20.72	\$28.14	\$29.75
East ND Nonmetro Area		ANNUAL:	\$46,470	\$42,650	\$42,750	\$43,070	\$45,240	\$57,760
Employment:	70	HOURLY:	\$22.34	\$20.51	\$20.55	\$20.71	\$21.75	\$27.77

'N/A' indicates data or information cannot be released due to reliability, availability, or confidentiality restrictions. Since a portion of substate employment is not attributed to a region, substate areas will NOT add up to statewide totals. Rounding and the absence of suppressed data may also affect additivity.

		WAGE ESTIMATES						
		Average (Mean)	10th Percentile	25th Percentile	50th Percentile (Median)	75th Percentile	90th Percentile	
43-5032 Dispatchers, Except Police, Fire, and Ambulance								
Alternate Job Title(s): Taxicab Dispatcher; Tow Truck Dispatcher; Train Dispatcher								
Schedule and dispatch workers, work crews, equipment, or service vehicles for conveyance of materials, freight, or passengers, or for normal installation, service, or emergency repairs rendered outside the place of business. Duties may include using radio, telephone, or computer to transmit assignments and compiling statistics and reports on work progress.								
North Dakota		ANNUAL:	\$63,370	\$41,290	\$49,320	\$60,310	\$72,910	\$93,980
Employment:	730	HOURLY:	\$30.47	\$19.85	\$23.71	\$28.99	\$35.05	\$45.18
Region 1		ANNUAL:	\$74,890	\$49,320	\$56,230	\$63,950	\$93,980	\$109,990
Employment:	150	HOURLY:	\$36.00	\$23.71	\$27.03	\$30.75	\$45.18	\$52.88
Region 2		ANNUAL:	\$64,420	\$43,970	\$54,080	\$60,890	\$69,090	\$89,530
Employment:	70	HOURLY:	\$30.97	\$21.14	\$26.00	\$29.27	\$33.21	\$43.04
Region 3		ANNUAL:	\$54,750	\$42,020	\$46,490	\$51,310	\$59,800	\$76,760
Employment:	20	HOURLY:	\$26.32	\$20.20	\$22.35	\$24.67	\$28.75	\$36.90
Region 4		ANNUAL:	\$53,940	\$40,480	\$44,600	\$51,120	\$61,010	\$69,090
Employment:	70	HOURLY:	\$25.93	\$19.46	\$21.44	\$24.58	\$29.33	\$33.21
Region 5		ANNUAL:	\$59,420	\$40,960	\$48,070	\$60,050	\$69,190	\$78,740
Employment:	200	HOURLY:	\$28.57	\$19.69	\$23.11	\$28.87	\$33.26	\$37.85
Region 6		ANNUAL:	\$53,130	\$30,720	\$38,260	\$51,290	\$65,070	\$74,620
Employment:	20	HOURLY:	\$25.54	\$14.77	\$18.39	\$24.66	\$31.28	\$35.87
Region 7		ANNUAL:	\$55,030	\$39,140	\$45,440	\$50,160	\$62,200	\$71,320
Employment:	110	HOURLY:	\$26.46	\$18.82	\$21.84	\$24.11	\$29.90	\$34.29
Region 8		ANNUAL:	\$71,620	\$44,230	\$58,310	\$61,130	\$93,980	\$109,990
Employment:	80	HOURLY:	\$34.43	\$21.26	\$28.03	\$29.39	\$45.18	\$52.88
Bismarck, ND MetroSA		ANNUAL:	\$54,120	\$39,140	\$44,630	\$50,160	\$60,750	\$68,290
Employment:	100	HOURLY:	\$26.02	\$18.82	\$21.46	\$24.11	\$29.21	\$32.83
Fargo, ND-MN MetroSA		ANNUAL:	\$59,630	\$39,700	\$48,090	\$60,320	\$72,910	\$78,930
Employment:	210	HOURLY:	\$28.67	\$19.09	\$23.12	\$29.00	\$35.05	\$37.95
Grand Forks, ND-MN MetroSA		ANNUAL:	\$55,490	\$39,530	\$44,600	\$57,320	\$61,880	\$77,070
Employment:	70	HOURLY:	\$26.68	\$19.01	\$21.44	\$27.56	\$29.75	\$37.05
West ND Nonmetro Area		ANNUAL:	\$71,540	\$44,780	\$56,230	\$61,690	\$89,710	\$109,990
Employment:	300	HOURLY:	\$34.40	\$21.53	\$27.03	\$29.66	\$43.13	\$52.88
East ND Nonmetro Area		ANNUAL:	\$54,020	\$38,110	\$43,990	\$51,120	\$61,120	\$69,090
Employment:	70	HOURLY:	\$25.97	\$18.32	\$21.15	\$24.58	\$29.39	\$33.21

43-5041 Meter Readers, Utilities**Alternate Job Title(s):** Electric Meter Reader; Gas Meter Reader; Water Meter Reader

Read meter and record consumption of electricity, gas, water, or steam.

North Dakota		ANNUAL:	N/A	N/A	N/A	N/A	N/A	N/A
Employment:	70	HOURLY:	N/A	N/A	N/A	N/A	N/A	N/A
Region 5		ANNUAL:	\$35,330	\$30,030	\$30,030	\$30,030	\$39,900	\$39,900
Employment:	40	HOURLY:	\$16.98	\$14.44	\$14.44	\$14.44	\$19.18	\$19.18
Fargo, ND-MN MetroSA		ANNUAL:	N/A	N/A	N/A	N/A	N/A	N/A
Employment:	40	HOURLY:	N/A	N/A	N/A	N/A	N/A	N/A

'N/A' indicates data or information cannot be released due to reliability, availability, or confidentiality restrictions. Since a portion of substate employment is not attributed to a region, substate areas will NOT add up to statewide totals. Rounding and the absence of suppressed data may also affect additivity.

		WAGE ESTIMATES						
		Average (Mean)	10th Percentile	25th Percentile	50th Percentile (Median)	75th Percentile	90th Percentile	
43-5051 Postal Service Clerks								
Alternate Job Title(s): Bulk Mail Clerk; Parcel Post Clerk; Postal Service Window Clerk								
Perform any combination of tasks in a United States Postal Service (USPS) post office, such as receive letters and parcels; sell postage and revenue stamps, postal cards, and stamped envelopes; fill out and sell money orders; place mail in pigeon holes of mail rack or in bags; and examine mail for correct postage. Includes postal service clerks employed by USPS contractors.								
North Dakota		ANNUAL:	\$54,230	\$41,700	\$41,700	\$54,750	\$63,650	\$71,840
Employment:	330	HOURLY:	\$26.07	\$20.05	\$20.05	\$26.32	\$30.60	\$34.54
Region 1		ANNUAL:	\$51,110	\$32,890	\$41,700	\$54,600	\$58,550	\$62,630
Employment:	30	HOURLY:	\$24.57	\$15.81	\$20.05	\$26.25	\$28.15	\$30.11
Region 2		ANNUAL:	\$54,200	\$33,780	\$41,700	\$54,750	\$63,650	\$71,840
Employment:	50	HOURLY:	\$26.06	\$16.24	\$20.05	\$26.32	\$30.60	\$34.54
Region 3		ANNUAL:	\$54,420	\$41,700	\$41,700	\$55,470	\$63,650	\$65,440
Employment:	30	HOURLY:	\$26.16	\$20.05	\$20.05	\$26.67	\$30.60	\$31.46
Region 4		ANNUAL:	\$52,390	\$32,890	\$41,700	\$53,690	\$64,690	\$71,840
Employment:	40	HOURLY:	\$25.19	\$15.81	\$20.05	\$25.81	\$31.10	\$34.54
Region 5		ANNUAL:	\$55,460	\$41,700	\$41,700	\$55,470	\$66,730	\$71,840
Employment:	70	HOURLY:	\$26.66	\$20.05	\$20.05	\$26.67	\$32.08	\$34.54
Region 6		ANNUAL:	\$53,110	\$41,700	\$41,700	\$54,750	\$61,150	\$70,800
Employment:	40	HOURLY:	\$25.53	\$20.05	\$20.05	\$26.32	\$29.40	\$34.04
Region 7		ANNUAL:	\$54,650	\$37,290	\$41,700	\$54,750	\$64,690	\$71,320
Employment:	50	HOURLY:	\$26.27	\$17.93	\$20.05	\$26.32	\$31.10	\$34.29
Region 8		ANNUAL:	\$57,820	\$41,700	\$51,400	\$59,570	\$65,710	\$71,840
Employment:	30	HOURLY:	\$27.80	\$20.05	\$24.71	\$28.64	\$31.59	\$34.54
Bismarck, ND MetroSA		ANNUAL:	\$55,750	\$41,700	\$41,700	\$54,300	\$67,550	\$71,840
Employment:	20	HOURLY:	\$26.80	\$20.05	\$20.05	\$26.11	\$32.48	\$34.54
Fargo, ND-MN MetroSA		ANNUAL:	\$58,620	\$41,700	\$41,700	\$62,630	\$71,840	\$73,150
Employment:	50	HOURLY:	\$28.18	\$20.05	\$20.05	\$30.11	\$34.54	\$35.17
Grand Forks, ND-MN MetroSA		ANNUAL:	\$54,410	\$32,880	\$41,700	\$54,750	\$67,540	\$71,840
Employment:	30	HOURLY:	\$26.16	\$15.81	\$20.05	\$26.32	\$32.47	\$34.54
West ND Nonmetro Area		ANNUAL:	\$54,220	\$41,700	\$41,700	\$55,810	\$63,270	\$71,840
Employment:	130	HOURLY:	\$26.07	\$20.05	\$20.05	\$26.83	\$30.42	\$34.54
East ND Nonmetro Area		ANNUAL:	\$52,500	\$32,880	\$41,700	\$54,450	\$60,590	\$66,480
Employment:	130	HOURLY:	\$25.24	\$15.81	\$20.05	\$26.18	\$29.13	\$31.96

'N/A' indicates data or information cannot be released due to reliability, availability, or confidentiality restrictions. Since a portion of substate employment is not attributed to a region, substate areas will NOT add up to statewide totals. Rounding and the absence of suppressed data may also affect additivity.

		WAGE ESTIMATES						
		Average (Mean)	10th Percentile	25th Percentile	50th Percentile (Median)	75th Percentile	90th Percentile	
43-5052 Postal Service Mail Carriers								
Alternate Job Title(s): Letter Carrier; Mail Deliverer; Rural Route Carrier								
Sort and deliver mail for the United States Postal Service (USPS). Deliver mail on established route by vehicle or on foot. Includes postal service mail carriers employed by USPS contractors.								
North Dakota		ANNUAL:	\$58,690	\$41,480	\$46,030	\$56,830	\$70,640	\$75,300
Employment:	810	HOURLY:	\$28.22	\$19.94	\$22.13	\$27.32	\$33.96	\$36.20
Region 1		ANNUAL:	\$53,450	\$41,480	\$46,030	\$52,810	\$58,950	\$64,540
Employment:	30	HOURLY:	\$25.70	\$19.94	\$22.13	\$25.39	\$28.34	\$31.03
Region 2		ANNUAL:	\$56,850	\$41,480	\$46,030	\$55,390	\$67,100	\$75,300
Employment:	100	HOURLY:	\$27.33	\$19.94	\$22.13	\$26.63	\$32.26	\$36.20
Region 3		ANNUAL:	\$53,970	\$41,480	\$41,480	\$50,130	\$67,430	\$70,640
Employment:	40	HOURLY:	\$25.95	\$19.94	\$19.94	\$24.10	\$32.42	\$33.96
Region 4		ANNUAL:	\$59,200	\$41,480	\$46,990	\$56,330	\$70,950	\$75,300
Employment:	110	HOURLY:	\$28.46	\$19.94	\$22.59	\$27.08	\$34.11	\$36.20
Region 5		ANNUAL:	\$61,430	\$41,480	\$50,960	\$61,470	\$73,970	\$75,920
Employment:	230	HOURLY:	\$29.53	\$19.94	\$24.50	\$29.55	\$35.56	\$36.50
Region 6		ANNUAL:	\$54,430	\$41,480	\$41,480	\$52,150	\$65,330	\$73,050
Employment:	100	HOURLY:	\$26.17	\$19.94	\$19.94	\$25.07	\$31.41	\$35.12
Region 7		ANNUAL:	\$61,260	\$41,480	\$46,190	\$62,500	\$75,300	\$76,880
Employment:	150	HOURLY:	\$29.45	\$19.94	\$22.20	\$30.05	\$36.20	\$36.96
Region 8		ANNUAL:	\$56,250	\$41,480	\$41,480	\$56,760	\$68,390	\$74,490
Employment:	50	HOURLY:	\$27.05	\$19.94	\$19.94	\$27.29	\$32.88	\$35.81
Bismarck, ND MetroSA		ANNUAL:	\$62,920	\$42,680	\$48,090	\$63,420	\$75,300	\$77,580
Employment:	120	HOURLY:	\$30.25	\$20.52	\$23.12	\$30.49	\$36.20	\$37.30
Fargo, ND-MN MetroSA		ANNUAL:	\$62,780	\$46,030	\$50,960	\$64,540	\$75,300	\$75,920
Employment:	220	HOURLY:	\$30.18	\$22.13	\$24.50	\$31.03	\$36.20	\$36.50
Grand Forks, ND-MN MetroSA		ANNUAL:	\$58,420	\$41,480	\$46,030	\$56,330	\$70,640	\$75,300
Employment:	120	HOURLY:	\$28.09	\$19.94	\$22.13	\$27.08	\$33.96	\$36.20
West ND Nonmetro Area		ANNUAL:	\$55,930	\$41,480	\$46,030	\$54,390	\$65,290	\$75,300
Employment:	210	HOURLY:	\$26.89	\$19.94	\$22.13	\$26.15	\$31.39	\$36.20
East ND Nonmetro Area		ANNUAL:	\$55,440	\$41,480	\$41,480	\$52,900	\$66,820	\$73,280
Employment:	220	HOURLY:	\$26.66	\$19.94	\$19.94	\$25.44	\$32.13	\$35.23

'N/A' indicates data or information cannot be released due to reliability, availability, or confidentiality restrictions. Since a portion of substate employment is not attributed to a region, substate areas will NOT add up to statewide totals. Rounding and the absence of suppressed data may also affect additivity.

			WAGE ESTIMATES					
			Average (Mean)	10th Percentile	25th Percentile	50th Percentile (Median)	75th Percentile	90th Percentile
43-5053 Postal Service Mail Sorters, Processors, and Processing Machine Operators								
Alternate Job Title(s): Flat Sorting Machine Clerk; Mail Forwarding System Markup Clerk								
Prepare incoming and outgoing mail for distribution for the United States Postal Service (USPS). Examine, sort, and route mail. Load, operate, and occasionally adjust and repair mail processing, sorting, and canceling machinery. Keep records of shipments, pouches, and sacks, and perform other duties related to mail handling within the postal service. Includes postal service mail sorters and processors employed by USPS contractors. Excludes Postal Service Clerks (43-5051) and Postal Service Mail Carriers (43-5052).								
North Dakota		ANNUAL:	\$56,870	\$41,700	\$45,950	\$54,620	\$67,530	\$71,840
Employment:	280	HOURLY:	\$27.34	\$20.05	\$22.09	\$26.26	\$32.47	\$34.54
Region 2		ANNUAL:	\$49,620	\$41,700	\$41,700	\$41,700	\$55,470	\$71,840
Employment:	N/A	HOURLY:	\$23.86	\$20.05	\$20.05	\$20.05	\$26.67	\$34.54
Region 4		ANNUAL:	\$54,370	\$42,810	\$45,950	\$54,450	\$60,610	\$65,710
Employment:	N/A	HOURLY:	\$26.14	\$20.58	\$22.09	\$26.18	\$29.14	\$31.59
Region 5		ANNUAL:	\$59,040	\$42,810	\$51,400	\$57,530	\$70,740	\$71,840
Employment:	N/A	HOURLY:	\$28.39	\$20.58	\$24.71	\$27.66	\$34.01	\$34.54
Region 7		ANNUAL:	\$56,140	\$41,700	\$42,810	\$54,450	\$66,560	\$71,840
Employment:	N/A	HOURLY:	\$26.99	\$20.05	\$20.58	\$26.18	\$32.00	\$34.54
Bismarck, ND MetroSA		ANNUAL:	\$56,140	\$41,700	\$42,810	\$54,450	\$66,560	\$71,840
Employment:	100	HOURLY:	\$26.99	\$20.05	\$20.58	\$26.18	\$32.00	\$34.54
Fargo, ND-MN MetroSA		ANNUAL:	\$58,720	\$42,810	\$51,400	\$57,530	\$70,740	\$71,840
Employment:	130	HOURLY:	\$28.23	\$20.58	\$24.71	\$27.66	\$34.01	\$34.54
Grand Forks, ND-MN MetroSA		ANNUAL:	\$54,370	\$42,810	\$45,950	\$54,450	\$60,610	\$65,710
Employment:	40	HOURLY:	\$26.14	\$20.58	\$22.09	\$26.18	\$29.14	\$31.59
West ND Nonmetro Area		ANNUAL:	\$50,580	\$41,700	\$41,700	\$41,700	\$60,610	\$71,840
Employment:	20	HOURLY:	\$24.32	\$20.05	\$20.05	\$20.05	\$29.14	\$34.54

'N/A' indicates data or information cannot be released due to reliability, availability, or confidentiality restrictions. Since a portion of substate employment is not attributed to a region, substate areas will NOT add up to statewide totals. Rounding and the absence of suppressed data may also affect additivity.

			WAGE ESTIMATES					
			Average (Mean)	10th Percentile	25th Percentile	50th Percentile (Median)	75th Percentile	90th Percentile
43-5061 Production, Planning, and Expediting Clerks								
Alternate Job Title(s): Expeditor; Material Control Clerk; Production Scheduler								
Coordinate and expedite the flow of work and materials within or between departments of an establishment according to production schedule. Duties include reviewing and distributing production, work, and shipment schedules; conferring with department supervisors to determine progress of work and completion dates; and compiling reports on progress of work, inventory levels, costs, and production problems. Excludes Project Management Specialists (13-1082) and Weighers, Measurers, Checkers, and Samplers, Recordkeeping (43-5111).								
North Dakota		ANNUAL:	\$63,790	\$43,590	\$47,600	\$57,120	\$73,780	\$96,700
Employment:	360	HOURLY:	\$30.67	\$20.96	\$22.88	\$27.46	\$35.47	\$46.49
Region 1		ANNUAL:	\$103,950	\$51,630	\$71,600	\$112,200	\$137,720	\$138,350
Employment:	20	HOURLY:	\$49.98	\$24.82	\$34.42	\$53.94	\$66.21	\$66.51
Region 2		ANNUAL:	\$62,790	\$33,320	\$47,310	\$59,330	\$75,460	\$88,210
Employment:	30	HOURLY:	\$30.19	\$16.02	\$22.75	\$28.52	\$36.28	\$42.41
Region 3		ANNUAL:	\$62,550	\$51,630	\$59,010	\$61,430	\$70,430	\$74,240
Employment:	10	HOURLY:	\$30.07	\$24.82	\$28.37	\$29.53	\$33.86	\$35.69
Region 4		ANNUAL:	\$52,540	\$43,590	\$46,020	\$50,810	\$53,210	\$67,100
Employment:	60	HOURLY:	\$25.26	\$20.96	\$22.12	\$24.43	\$25.58	\$32.26
Region 5		ANNUAL:	\$59,540	\$45,630	\$48,240	\$55,790	\$73,150	\$77,180
Employment:	130	HOURLY:	\$28.62	\$21.93	\$23.19	\$26.82	\$35.17	\$37.10
Region 6		ANNUAL:	\$59,420	\$43,340	\$49,130	\$57,490	\$63,250	\$83,170
Employment:	30	HOURLY:	\$28.57	\$20.84	\$23.62	\$27.64	\$30.41	\$39.98
Region 7		ANNUAL:	\$77,660	\$46,540	\$51,630	\$66,270	\$108,320	\$123,690
Employment:	50	HOURLY:	\$37.34	\$22.38	\$24.82	\$31.86	\$52.08	\$59.46
Region 8		ANNUAL:	\$67,880	\$40,590	\$40,590	\$50,360	\$92,470	\$112,210
Employment:	20	HOURLY:	\$32.63	\$19.52	\$19.52	\$24.21	\$44.46	\$53.95
Bismarck, ND MetroSA		ANNUAL:	\$63,230	\$46,540	\$50,880	\$58,860	\$73,150	\$82,890
Employment:	40	HOURLY:	\$30.40	\$22.38	\$24.46	\$28.30	\$35.17	\$39.85
Fargo, ND-MN MetroSA		ANNUAL:	\$58,550	\$44,850	\$47,660	\$55,790	\$69,010	\$76,860
Employment:	130	HOURLY:	\$28.15	\$21.56	\$22.91	\$26.82	\$33.18	\$36.95
Grand Forks, ND-MN MetroSA		ANNUAL:	\$55,070	\$45,010	\$46,160	\$48,580	\$61,570	\$80,490
Employment:	50	HOURLY:	\$26.48	\$21.64	\$22.19	\$23.36	\$29.60	\$38.70
West ND Nonmetro Area		ANNUAL:	\$80,510	\$40,590	\$48,100	\$71,610	\$112,210	\$134,840
Employment:	90	HOURLY:	\$38.71	\$19.52	\$23.13	\$34.43	\$53.95	\$64.83
East ND Nonmetro Area		ANNUAL:	\$58,200	\$43,590	\$50,000	\$52,020	\$62,820	\$76,640
Employment:	90	HOURLY:	\$27.98	\$20.96	\$24.04	\$25.01	\$30.20	\$36.85

'N/A' indicates data or information cannot be released due to reliability, availability, or confidentiality restrictions. Since a portion of substate employment is not attributed to a region, substate areas will NOT add up to statewide totals. Rounding and the absence of suppressed data may also affect additivity.

		WAGE ESTIMATES						
		Average (Mean)	10th Percentile	25th Percentile	50th Percentile (Median)	75th Percentile	90th Percentile	
43-5071 Shipping, Receiving, and Inventory Clerks								
Alternate Job Title(s): Incoming Freight Clerk; Route Delivery Clerk; Store Receiving Clerk; Warehouse Clerk								
Verify and maintain records on incoming and outgoing shipments involving inventory. Duties include verifying and recording incoming merchandise or material and arranging for the transportation of products. May prepare items for shipment. Excludes Weighers, Measurers, Checkers, and Samplers, Recordkeeping (43-5111), Mail Clerks and Mail Machine Operators, except Postal Service (43-9051), and Stockers and Order Fillers (53-7065).								
North Dakota		ANNUAL:	\$46,070	\$31,730	\$37,050	\$44,420	\$50,820	\$60,940
Employment:	1,500	HOURLY:	\$22.15	\$15.26	\$17.81	\$21.36	\$24.44	\$29.30
Region 1		ANNUAL:	\$52,620	\$31,780	\$37,770	\$47,680	\$67,290	\$73,600
Employment:	120	HOURLY:	\$25.30	\$15.28	\$18.16	\$22.92	\$32.35	\$35.38
Region 2		ANNUAL:	\$45,780	\$29,560	\$33,850	\$41,500	\$49,200	\$79,090
Employment:	130	HOURLY:	\$22.01	\$14.21	\$16.27	\$19.95	\$23.66	\$38.02
Region 3		ANNUAL:	\$51,820	\$35,000	\$38,870	\$45,650	\$56,220	\$91,520
Employment:	40	HOURLY:	\$24.91	\$16.83	\$18.69	\$21.95	\$27.03	\$44.00
Region 4		ANNUAL:	\$44,230	\$30,600	\$37,380	\$43,320	\$48,820	\$57,290
Employment:	210	HOURLY:	\$21.27	\$14.71	\$17.97	\$20.83	\$23.47	\$27.54
Region 5		ANNUAL:	\$45,930	\$33,790	\$38,090	\$45,120	\$50,750	\$59,920
Employment:	590	HOURLY:	\$22.08	\$16.25	\$18.31	\$21.69	\$24.40	\$28.81
Region 6		ANNUAL:	\$46,100	\$31,060	\$40,950	\$44,430	\$47,130	\$56,390
Employment:	110	HOURLY:	\$22.16	\$14.93	\$19.69	\$21.36	\$22.66	\$27.11
Region 7		ANNUAL:	\$42,850	\$28,490	\$32,560	\$39,040	\$49,790	\$57,960
Employment:	220	HOURLY:	\$20.60	\$13.70	\$15.65	\$18.77	\$23.94	\$27.87
Region 8		ANNUAL:	\$47,480	\$32,460	\$34,700	\$45,210	\$55,300	\$70,330
Employment:	80	HOURLY:	\$22.83	\$15.61	\$16.68	\$21.74	\$26.59	\$33.81
Bismarck, ND MetroSA		ANNUAL:	\$42,540	\$28,490	\$32,630	\$39,040	\$49,500	\$56,980
Employment:	200	HOURLY:	\$20.45	\$13.70	\$15.69	\$18.77	\$23.80	\$27.40
Fargo, ND-MN MetroSA		ANNUAL:	\$45,800	\$33,760	\$37,810	\$45,040	\$51,170	\$59,920
Employment:	560	HOURLY:	\$22.02	\$16.23	\$18.18	\$21.65	\$24.60	\$28.81
Grand Forks, ND-MN MetroSA		ANNUAL:	\$43,770	\$31,830	\$37,330	\$39,980	\$47,930	\$57,290
Employment:	190	HOURLY:	\$21.04	\$15.30	\$17.95	\$19.22	\$23.04	\$27.54
West ND Nonmetro Area		ANNUAL:	\$48,610	\$31,740	\$34,700	\$44,310	\$55,350	\$74,470
Employment:	340	HOURLY:	\$23.37	\$15.26	\$16.68	\$21.30	\$26.61	\$35.81
East ND Nonmetro Area		ANNUAL:	\$47,050	\$32,590	\$40,680	\$45,770	\$49,810	\$61,200
Employment:	270	HOURLY:	\$22.62	\$15.67	\$19.56	\$22.01	\$23.95	\$29.42

'N/A' indicates data or information cannot be released due to reliability, availability, or confidentiality restrictions. Since a portion of substate employment is not attributed to a region, substate areas will NOT add up to statewide totals. Rounding and the absence of suppressed data may also affect additivity.

			WAGE ESTIMATES					
			Average (Mean)	10th Percentile	25th Percentile	50th Percentile (Median)	75th Percentile	90th Percentile
43-5111 Weighers, Measurers, Checkers, and Samplers, Recordkeeping								
Alternate Job Title(s): Cheese Weigher; Scale Attendant; Weighing Station Operator								
Weigh, measure, and check materials, supplies, and equipment for the purpose of keeping relevant records. Duties are primarily clerical by nature. Includes workers who collect and keep record of samples of products or materials. Excludes Inspectors, Testers, Sorters, Samplers, and Weighers (51-9061).								
North Dakota		ANNUAL:	\$46,500	\$29,170	\$35,310	\$43,940	\$56,230	\$58,810
Employment:	80	HOURLY:	\$22.35	\$14.02	\$16.98	\$21.12	\$27.04	\$28.27
Region 2		ANNUAL:	\$51,910	\$29,170	\$37,440	\$56,390	\$58,810	\$62,420
Employment:	20	HOURLY:	\$24.96	\$14.03	\$18.00	\$27.11	\$28.27	\$30.01
Region 5		ANNUAL:	\$45,990	\$29,170	\$40,030	\$45,310	\$54,000	\$55,410
Employment:	20	HOURLY:	\$22.11	\$14.02	\$19.24	\$21.78	\$25.96	\$26.64
Region 7		ANNUAL:	\$43,940	\$28,830	\$35,020	\$39,730	\$50,570	\$60,990
Employment:	10	HOURLY:	\$21.12	\$13.86	\$16.83	\$19.10	\$24.31	\$29.32
Fargo, ND-MN MetroSA		ANNUAL:	\$46,790	\$26,900	\$43,750	\$50,880	\$55,400	\$55,400
Employment:	20	HOURLY:	\$22.50	\$12.93	\$21.04	\$24.46	\$26.64	\$26.64
West ND Nonmetro Area		ANNUAL:	\$49,140	\$33,850	\$37,440	\$49,960	\$58,800	\$62,420
Employment:	40	HOURLY:	\$23.63	\$16.27	\$18.00	\$24.02	\$28.27	\$30.01
East ND Nonmetro Area		ANNUAL:	\$40,530	\$29,170	\$33,850	\$39,640	\$45,470	\$54,250
Employment:	10	HOURLY:	\$19.49	\$14.02	\$16.27	\$19.06	\$21.86	\$26.08

'N/A' indicates data or information cannot be released due to reliability, availability, or confidentiality restrictions. Since a portion of substate employment is not attributed to a region, substate areas will NOT add up to statewide totals. Rounding and the absence of suppressed data may also affect additivity.

		WAGE ESTIMATES						
		Average (Mean)	10th Percentile	25th Percentile	50th Percentile (Median)	75th Percentile	90th Percentile	
43-6011 Executive Secretaries and Executive Administrative Assistants								
Alternate Job Title(s): Executive Assistant								
Provide high-level administrative support by conducting research, preparing statistical reports, and handling information requests, as well as performing routine administrative functions such as preparing correspondence, receiving visitors, arranging conference calls, and scheduling meetings. May also train and supervise lower-level clerical staff. Excludes Secretaries (43-6012 through 43-6014).								
North Dakota		ANNUAL:	\$63,840	\$41,910	\$49,990	\$60,260	\$77,570	\$87,530
Employment:	460	HOURLY:	\$30.69	\$20.15	\$24.04	\$28.97	\$37.30	\$42.08
Region 1		ANNUAL:	\$63,320	\$47,170	\$48,450	\$53,370	\$78,240	\$86,600
Employment:	30	HOURLY:	\$30.44	\$22.68	\$23.29	\$25.66	\$37.62	\$41.64
Region 2		ANNUAL:	\$57,360	\$38,170	\$47,160	\$51,760	\$58,170	\$85,740
Employment:	20	HOURLY:	\$27.58	\$18.35	\$22.67	\$24.88	\$27.97	\$41.22
Region 3		ANNUAL:	\$60,200	\$45,430	\$50,010	\$56,060	\$77,750	\$80,920
Employment:	10	HOURLY:	\$28.94	\$21.84	\$24.04	\$26.95	\$37.38	\$38.90
Region 4		ANNUAL:	\$59,460	\$40,920	\$44,360	\$53,730	\$75,550	\$81,580
Employment:	60	HOURLY:	\$28.59	\$19.67	\$21.32	\$25.83	\$36.32	\$39.22
Region 5		ANNUAL:	\$68,920	\$49,360	\$58,550	\$66,770	\$78,490	\$90,290
Employment:	170	HOURLY:	\$33.14	\$23.73	\$28.15	\$32.10	\$37.74	\$43.41
Region 6		ANNUAL:	\$49,140	\$35,580	\$40,610	\$45,430	\$53,350	\$74,870
Employment:	40	HOURLY:	\$23.63	\$17.11	\$19.53	\$21.84	\$25.65	\$36.00
Region 7		ANNUAL:	\$65,220	\$43,180	\$54,470	\$62,290	\$79,900	\$83,070
Employment:	110	HOURLY:	\$31.36	\$20.76	\$26.19	\$29.94	\$38.41	\$39.94
Region 8		ANNUAL:	\$57,150	\$35,580	\$45,430	\$52,170	\$75,330	\$79,820
Employment:	10	HOURLY:	\$27.48	\$17.11	\$21.84	\$25.08	\$36.22	\$38.37
Bismarck, ND MetroSA		ANNUAL:	\$65,220	\$43,180	\$54,410	\$62,290	\$79,900	\$86,160
Employment:	110	HOURLY:	\$31.35	\$20.76	\$26.16	\$29.95	\$38.42	\$41.42
Fargo, ND-MN MetroSA		ANNUAL:	\$66,180	\$47,680	\$52,440	\$62,550	\$76,190	\$89,020
Employment:	220	HOURLY:	\$31.82	\$22.92	\$25.21	\$30.07	\$36.63	\$42.80
Grand Forks, ND-MN MetroSA		ANNUAL:	\$61,860	\$44,360	\$44,720	\$58,690	\$73,330	\$81,580
Employment:	70	HOURLY:	\$29.74	\$21.33	\$21.50	\$28.22	\$35.26	\$39.22
West ND Nonmetro Area		ANNUAL:	\$60,520	\$42,510	\$48,450	\$53,020	\$74,120	\$85,740
Employment:	70	HOURLY:	\$29.09	\$20.44	\$23.29	\$25.49	\$35.64	\$41.22
East ND Nonmetro Area		ANNUAL:	\$54,810	\$35,580	\$40,610	\$45,430	\$62,980	\$80,920
Employment:	70	HOURLY:	\$26.35	\$17.11	\$19.53	\$21.84	\$30.28	\$38.90

'N/A' indicates data or information cannot be released due to reliability, availability, or confidentiality restrictions. Since a portion of substate employment is not attributed to a region, substate areas will NOT add up to statewide totals. Rounding and the absence of suppressed data may also affect additivity.

			WAGE ESTIMATES					
			Average (Mean)	10th Percentile	25th Percentile	50th Percentile (Median)	75th Percentile	90th Percentile
43-6012 Legal Secretaries and Administrative Assistants								
Alternate Job Title(s): Law Secretary; Legal Administrative Assistant								
Perform secretarial duties using legal terminology, procedures, and documents. Prepare legal papers and correspondence, such as summonses, complaints, motions, and subpoenas. May also assist with legal research.								
North Dakota		ANNUAL:	\$46,860	\$29,640	\$43,290	\$47,630	\$53,710	\$57,770
Employment:	300	HOURLY:	\$22.53	\$14.25	\$20.81	\$22.90	\$25.82	\$27.78
Region 1		ANNUAL:	\$48,120	\$39,560	\$46,020	\$47,800	\$48,860	\$66,590
Employment:	10	HOURLY:	\$23.14	\$19.02	\$22.12	\$22.98	\$23.49	\$32.02
Region 2		ANNUAL:	\$48,630	\$33,480	\$47,110	\$47,830	\$55,730	\$57,200
Employment:	40	HOURLY:	\$23.38	\$16.10	\$22.65	\$22.99	\$26.79	\$27.50
Region 4		ANNUAL:	\$47,120	\$28,710	\$46,000	\$46,640	\$57,770	\$57,770
Employment:	50	HOURLY:	\$22.65	\$13.80	\$22.11	\$22.42	\$27.78	\$27.78
Region 5		ANNUAL:	\$45,940	\$29,280	\$36,310	\$47,630	\$52,040	\$57,180
Employment:	120	HOURLY:	\$22.09	\$14.08	\$17.46	\$22.90	\$25.02	\$27.49
Region 7		ANNUAL:	\$45,920	\$28,150	\$36,620	\$47,240	\$54,640	\$57,200
Employment:	40	HOURLY:	\$22.08	\$13.53	\$17.61	\$22.71	\$26.27	\$27.50
Region 8		ANNUAL:	\$48,000	\$44,430	\$47,110	\$47,760	\$47,800	\$56,990
Employment:	20	HOURLY:	\$23.08	\$21.36	\$22.65	\$22.96	\$22.98	\$27.40
Bismarck, ND MetroSA		ANNUAL:	\$45,940	\$28,140	\$36,620	\$47,240	\$55,240	\$59,130
Employment:	40	HOURLY:	\$22.09	\$13.53	\$17.61	\$22.71	\$26.56	\$28.43
Fargo, ND-MN MetroSA		ANNUAL:	\$46,630	\$29,640	\$36,870	\$47,630	\$52,920	\$57,710
Employment:	130	HOURLY:	\$22.42	\$14.25	\$17.73	\$22.90	\$25.44	\$27.75
Grand Forks, ND-MN MetroSA		ANNUAL:	\$47,340	\$28,710	\$46,000	\$46,640	\$57,770	\$57,770
Employment:	50	HOURLY:	\$22.76	\$13.80	\$22.11	\$22.42	\$27.78	\$27.78
West ND Nonmetro Area		ANNUAL:	\$48,250	\$36,000	\$47,110	\$47,760	\$52,070	\$57,190
Employment:	80	HOURLY:	\$23.20	\$17.31	\$22.65	\$22.96	\$25.04	\$27.50
East ND Nonmetro Area		ANNUAL:	\$46,620	\$33,600	\$43,520	\$47,830	\$47,830	\$54,630
Employment:	N/A	HOURLY:	\$22.41	\$16.16	\$20.92	\$22.99	\$22.99	\$26.27

'N/A' indicates data or information cannot be released due to reliability, availability, or confidentiality restrictions. Since a portion of substate employment is not attributed to a region, substate areas will NOT add up to statewide totals. Rounding and the absence of suppressed data may also affect additivity.

		WAGE ESTIMATES						
		Average (Mean)	10th Percentile	25th Percentile	50th Percentile (Median)	75th Percentile	90th Percentile	
43-6013 Medical Secretaries and Administrative Assistants								
Alternate Job Title(s): Dental Secretary; Psychiatric Secretary								
Perform secretarial duties using specific knowledge of medical terminology and hospital, clinic, or laboratory procedures. Duties may include scheduling appointments, billing patients, and compiling and recording medical charts, reports, and correspondence.								
North Dakota		ANNUAL:	\$40,900	\$31,500	\$35,210	\$39,140	\$46,460	\$49,920
Employment:	880	HOURLY:	\$19.66	\$15.14	\$16.93	\$18.82	\$22.34	\$24.00
Region 1		ANNUAL:	\$45,020	\$36,160	\$38,590	\$45,490	\$49,560	\$50,120
Employment:	30	HOURLY:	\$21.64	\$17.39	\$18.55	\$21.87	\$23.83	\$24.10
Region 2		ANNUAL:	\$40,750	\$31,450	\$35,820	\$40,830	\$47,120	\$49,560
Employment:	80	HOURLY:	\$19.59	\$15.12	\$17.22	\$19.63	\$22.65	\$23.83
Region 3		ANNUAL:	\$39,200	\$28,560	\$32,790	\$37,430	\$46,170	\$48,840
Employment:	30	HOURLY:	\$18.84	\$13.73	\$15.76	\$18.00	\$22.20	\$23.48
Region 4		ANNUAL:	\$39,930	\$30,780	\$34,980	\$38,740	\$44,930	\$47,870
Employment:	110	HOURLY:	\$19.20	\$14.80	\$16.82	\$18.63	\$21.60	\$23.01
Region 5		ANNUAL:	\$40,330	\$33,140	\$35,210	\$36,560	\$45,570	\$50,560
Employment:	380	HOURLY:	\$19.39	\$15.93	\$16.93	\$17.57	\$21.91	\$24.31
Region 6		ANNUAL:	\$38,990	\$32,090	\$34,300	\$36,620	\$44,280	\$49,120
Employment:	70	HOURLY:	\$18.75	\$15.43	\$16.49	\$17.61	\$21.29	\$23.61
Region 7		ANNUAL:	\$43,090	\$32,900	\$37,260	\$45,030	\$48,140	\$50,540
Employment:	150	HOURLY:	\$20.72	\$15.82	\$17.91	\$21.65	\$23.14	\$24.30
Region 8		ANNUAL:	\$42,750	\$31,600	\$36,010	\$44,060	\$49,520	\$49,920
Employment:	40	HOURLY:	\$20.55	\$15.19	\$17.31	\$21.18	\$23.81	\$24.00
Bismarck, ND MetroSA		ANNUAL:	\$42,860	\$32,900	\$37,160	\$45,030	\$48,100	\$50,540
Employment:	130	HOURLY:	\$20.61	\$15.82	\$17.86	\$21.65	\$23.13	\$24.30
Fargo, ND-MN MetroSA		ANNUAL:	\$41,150	\$33,440	\$35,210	\$38,970	\$46,930	\$51,660
Employment:	400	HOURLY:	\$19.79	\$16.08	\$16.93	\$18.74	\$22.56	\$24.84
Grand Forks, ND-MN MetroSA		ANNUAL:	\$41,040	\$30,780	\$34,980	\$40,650	\$46,300	\$48,270
Employment:	130	HOURLY:	\$19.73	\$14.80	\$16.82	\$19.55	\$22.26	\$23.21
West ND Nonmetro Area		ANNUAL:	\$42,370	\$31,600	\$35,820	\$42,760	\$49,170	\$49,920
Employment:	170	HOURLY:	\$20.37	\$15.19	\$17.22	\$20.56	\$23.64	\$24.00
East ND Nonmetro Area		ANNUAL:	\$40,040	\$32,090	\$34,300	\$37,430	\$46,180	\$49,300
Employment:	130	HOURLY:	\$19.25	\$15.43	\$16.49	\$18.00	\$22.20	\$23.70

'N/A' indicates data or information cannot be released due to reliability, availability, or confidentiality restrictions. Since a portion of substate employment is not attributed to a region, substate areas will NOT add up to statewide totals. Rounding and the absence of suppressed data may also affect additivity.

		WAGE ESTIMATES						
		Average (Mean)	10th Percentile	25th Percentile	50th Percentile (Median)	75th Percentile	90th Percentile	
43-6014 Secretaries and Administrative Assistants, Except Legal, Medical, and Executive								
Alternate Job Title(s): Office Secretary; Personal Secretary								
Perform routine administrative functions such as drafting correspondence, scheduling appointments, organizing and maintaining paper and electronic files, or providing information to callers. Excludes legal, medical, and executive secretaries (43-6011 through 43-6013).								
North Dakota		ANNUAL:	\$44,100	\$33,040	\$37,840	\$44,100	\$49,150	\$56,670
Employment: 5,510		HOURLY:	\$21.20	\$15.88	\$18.19	\$21.20	\$23.63	\$27.25
Region 1		ANNUAL:	\$45,450	\$32,380	\$38,350	\$46,080	\$51,010	\$59,390
Employment: 430		HOURLY:	\$21.85	\$15.57	\$18.44	\$22.15	\$24.52	\$28.55
Region 2		ANNUAL:	\$44,950	\$33,020	\$37,850	\$44,800	\$50,540	\$60,560
Employment: 590		HOURLY:	\$21.61	\$15.88	\$18.20	\$21.54	\$24.30	\$29.12
Region 3		ANNUAL:	\$44,910	\$32,440	\$37,880	\$42,980	\$48,880	\$58,630
Employment: 250		HOURLY:	\$21.59	\$15.60	\$18.21	\$20.66	\$23.50	\$28.19
Region 4		ANNUAL:	\$43,770	\$34,320	\$39,230	\$42,800	\$49,400	\$53,230
Employment: 680		HOURLY:	\$21.04	\$16.50	\$18.86	\$20.58	\$23.75	\$25.59
Region 5		ANNUAL:	\$43,500	\$32,790	\$37,580	\$42,980	\$48,040	\$55,890
Employment: 1,610		HOURLY:	\$20.91	\$15.76	\$18.07	\$20.66	\$23.10	\$26.87
Region 6		ANNUAL:	\$41,440	\$31,300	\$36,540	\$39,880	\$46,960	\$53,850
Employment: 340		HOURLY:	\$19.92	\$15.05	\$17.57	\$19.17	\$22.58	\$25.89
Region 7		ANNUAL:	\$44,620	\$33,910	\$38,950	\$43,770	\$49,780	\$56,920
Employment: 1,240		HOURLY:	\$21.45	\$16.30	\$18.72	\$21.04	\$23.93	\$27.36
Region 8		ANNUAL:	\$45,100	\$33,660	\$38,090	\$45,200	\$49,240	\$57,970
Employment: 310		HOURLY:	\$21.68	\$16.18	\$18.31	\$21.73	\$23.67	\$27.87
Bismarck, ND MetroSA		ANNUAL:	\$44,480	\$34,620	\$38,970	\$43,680	\$49,780	\$56,430
Employment: 1,090		HOURLY:	\$21.39	\$16.65	\$18.73	\$21.00	\$23.93	\$27.13
Fargo, ND-MN MetroSA		ANNUAL:	\$43,940	\$33,270	\$38,390	\$44,530	\$48,640	\$56,100
Employment: 1,690		HOURLY:	\$21.13	\$16.00	\$18.46	\$21.41	\$23.39	\$26.97
Grand Forks, ND-MN MetroSA		ANNUAL:	\$44,190	\$34,320	\$39,070	\$43,900	\$49,400	\$55,220
Employment: 740		HOURLY:	\$21.24	\$16.50	\$18.78	\$21.11	\$23.75	\$26.55
West ND Nonmetro Area		ANNUAL:	\$45,200	\$32,870	\$38,080	\$45,740	\$50,580	\$59,390
Employment: 1,480		HOURLY:	\$21.73	\$15.81	\$18.31	\$21.99	\$24.32	\$28.55
East ND Nonmetro Area		ANNUAL:	\$42,740	\$32,210	\$36,970	\$42,000	\$47,550	\$56,560
Employment: 920		HOURLY:	\$20.55	\$15.48	\$17.78	\$20.19	\$22.86	\$27.19

'N/A' indicates data or information cannot be released due to reliability, availability, or confidentiality restrictions. Since a portion of substate employment is not attributed to a region, substate areas will NOT add up to statewide totals. Rounding and the absence of suppressed data may also affect additivity.

	WAGE ESTIMATES					
	Average (Mean)	10th Percentile	25th Percentile	50th Percentile (Median)	75th Percentile	90th Percentile

43-9021 Data Entry Keyers

Alternate Job Title(s): Data Input Clerk; Data Typist

Operate data entry device, such as keyboard or photo composing perforator. Duties may include verifying data and preparing materials for printing. Excludes Word Processors and Typists (43-9022).

North Dakota		ANNUAL:	\$40,200	\$22,040	\$33,000	\$40,810	\$48,980	\$53,920
Employment: 70		HOURLY:	\$19.33	\$10.60	\$15.87	\$19.62	\$23.55	\$25.92
Region 5		ANNUAL:	\$38,970	\$22,350	\$33,660	\$38,480	\$48,210	\$54,350
Employment: 20		HOURLY:	\$18.74	\$10.74	\$16.18	\$18.50	\$23.18	\$26.13
Fargo, ND-MN MetroSA		ANNUAL:	\$40,350	\$31,790	\$33,880	\$38,750	\$48,210	\$54,350
Employment: 30		HOURLY:	\$19.40	\$15.28	\$16.29	\$18.63	\$23.18	\$26.13
Grand Forks, ND-MN MetroSA		ANNUAL:	\$36,120	\$21,700	\$31,490	\$33,000	\$46,490	\$46,490
Employment: 10		HOURLY:	\$17.37	\$10.43	\$15.14	\$15.87	\$22.35	\$22.35

'N/A' indicates data or information cannot be released due to reliability, availability, or confidentiality restrictions. Since a portion of substate employment is not attributed to a region, substate areas will NOT add up to statewide totals. Rounding and the absence of suppressed data may also affect additivity.

	WAGE ESTIMATES					
	Average (Mean)	10th Percentile	25th Percentile	50th Percentile (Median)	75th Percentile	90th Percentile

43-9041 Insurance Claims and Policy Processing Clerks

Alternate Job Title(s): Insurance Policy Issue Clerk; Underwriting Clerk

Process new insurance policies, modifications to existing policies, and claims forms. Obtain information from policyholders to verify the accuracy and completeness of information on claims forms, applications and related documents, and company records. Update existing policies and company records to reflect changes requested by policyholders and insurance company representatives. Excludes Claims Adjusters, Examiners, and Investigators (13-1031).

North Dakota		ANNUAL:	\$52,080	\$38,310	\$41,500	\$46,780	\$59,260	\$71,740
Employment:	790	HOURLY:	\$25.04	\$18.42	\$19.95	\$22.49	\$28.49	\$34.49
Region 1		ANNUAL:	\$45,980	\$37,960	\$38,310	\$42,720	\$47,830	\$61,140
Employment:	10	HOURLY:	\$22.11	\$18.25	\$18.42	\$20.54	\$22.99	\$29.40
Region 2		ANNUAL:	\$53,990	\$38,150	\$38,310	\$47,830	\$60,100	\$86,180
Employment:	40	HOURLY:	\$25.96	\$18.34	\$18.42	\$22.99	\$28.89	\$41.43
Region 3		ANNUAL:	\$63,400	\$40,410	\$40,410	\$50,860	\$93,040	\$105,460
Employment:	10	HOURLY:	\$30.48	\$19.43	\$19.43	\$24.45	\$44.73	\$50.70
Region 4		ANNUAL:	\$48,670	\$37,330	\$40,410	\$42,670	\$56,000	\$66,490
Employment:	30	HOURLY:	\$23.40	\$17.95	\$19.43	\$20.51	\$26.92	\$31.97
Region 5		ANNUAL:	\$53,530	\$41,500	\$43,060	\$47,110	\$60,500	\$73,960
Employment:	460	HOURLY:	\$25.73	\$19.95	\$20.70	\$22.65	\$29.09	\$35.56
Region 7		ANNUAL:	\$49,030	\$38,890	\$44,310	\$46,240	\$48,320	\$61,490
Employment:	140	HOURLY:	\$23.57	\$18.70	\$21.30	\$22.23	\$23.23	\$29.56
Region 8		ANNUAL:	\$46,910	\$38,150	\$38,190	\$47,040	\$47,830	\$61,140
Employment:	20	HOURLY:	\$22.55	\$18.34	\$18.36	\$22.61	\$22.99	\$29.40
Bismarck, ND MetroSA		ANNUAL:	\$48,780	\$39,540	\$44,310	\$46,240	\$48,320	\$61,060
Employment:	130	HOURLY:	\$23.45	\$19.01	\$21.31	\$22.23	\$23.23	\$29.36
Fargo, ND-MN MetroSA		ANNUAL:	\$53,540	\$41,500	\$43,060	\$47,110	\$60,500	\$73,960
Employment:	450	HOURLY:	\$25.74	\$19.95	\$20.70	\$22.65	\$29.09	\$35.56
Grand Forks, ND-MN MetroSA		ANNUAL:	\$47,330	\$40,260	\$41,820	\$42,670	\$49,980	\$59,050
Employment:	20	HOURLY:	\$22.75	\$19.36	\$20.11	\$20.51	\$24.03	\$28.39
West ND Nonmetro Area		ANNUAL:	\$50,980	\$38,150	\$38,310	\$47,540	\$54,700	\$74,260
Employment:	N/A	HOURLY:	\$24.51	\$18.34	\$18.42	\$22.86	\$26.30	\$35.70
East ND Nonmetro Area		ANNUAL:	\$52,810	\$37,330	\$40,410	\$49,060	\$57,750	\$81,100
Employment:	N/A	HOURLY:	\$25.39	\$17.95	\$19.43	\$23.59	\$27.76	\$38.99

'N/A' indicates data or information cannot be released due to reliability, availability, or confidentiality restrictions. Since a portion of substate employment is not attributed to a region, substate areas will NOT add up to statewide totals. Rounding and the absence of suppressed data may also affect additivity.

			WAGE ESTIMATES					
			Average (Mean)	10th Percentile	25th Percentile	50th Percentile (Median)	75th Percentile	90th Percentile
43-9051 Mail Clerks and Mail Machine Operators, Except Postal Service								
Alternate Job Title(s): Direct Mail Clerk; Mailroom Clerk; Packaging Clerk								
Prepare incoming and outgoing mail for distribution. Time-stamp, open, read, sort, and route incoming mail; and address, seal, stamp, fold, stuff, and affix postage to outgoing mail or packages. Duties may also include keeping necessary records and completed forms.								
North Dakota		ANNUAL:	\$36,970	\$29,990	\$33,280	\$35,780	\$38,480	\$44,710
Employment:	160	HOURLY:	\$17.77	\$14.42	\$16.00	\$17.20	\$18.50	\$21.50
Region 2		ANNUAL:	\$32,930	\$27,730	\$28,940	\$33,280	\$37,810	\$37,810
Employment:	20	HOURLY:	\$15.83	\$13.33	\$13.91	\$16.00	\$18.18	\$18.18
Region 4		ANNUAL:	\$38,620	\$28,250	\$31,200	\$34,370	\$44,560	\$55,440
Employment:	20	HOURLY:	\$18.57	\$13.58	\$15.00	\$16.53	\$21.42	\$26.65
Region 5		ANNUAL:	\$37,500	\$32,180	\$35,570	\$36,270	\$39,270	\$43,780
Employment:	60	HOURLY:	\$18.03	\$15.47	\$17.10	\$17.44	\$18.88	\$21.05
Region 7		ANNUAL:	\$39,460	\$31,230	\$35,350	\$37,700	\$42,480	\$54,370
Employment:	30	HOURLY:	\$18.97	\$15.01	\$16.99	\$18.12	\$20.42	\$26.14
Bismarck, ND MetroSA		ANNUAL:	\$39,640	\$31,220	\$35,350	\$38,360	\$42,480	\$54,370
Employment:	30	HOURLY:	\$19.06	\$15.01	\$17.00	\$18.44	\$20.42	\$26.14
Fargo, ND-MN MetroSA		ANNUAL:	\$36,430	\$31,070	\$34,790	\$36,270	\$38,770	\$43,780
Employment:	70	HOURLY:	\$17.52	\$14.94	\$16.73	\$17.44	\$18.64	\$21.05
Grand Forks, ND-MN MetroSA		ANNUAL:	\$40,650	\$28,250	\$34,370	\$36,910	\$44,560	\$55,430
Employment:	20	HOURLY:	\$19.54	\$13.58	\$16.53	\$17.75	\$21.42	\$26.65
West ND Nonmetro Area		ANNUAL:	\$32,590	\$27,730	\$28,940	\$33,280	\$35,680	\$37,810
Employment:	30	HOURLY:	\$15.67	\$13.33	\$13.91	\$16.00	\$17.15	\$18.18
East ND Nonmetro Area		ANNUAL:	\$34,950	\$28,930	\$31,200	\$34,210	\$37,800	\$38,280
Employment:	20	HOURLY:	\$16.80	\$13.91	\$15.00	\$16.45	\$18.18	\$18.40

'N/A' indicates data or information cannot be released due to reliability, availability, or confidentiality restrictions. Since a portion of substate employment is not attributed to a region, substate areas will NOT add up to statewide totals. Rounding and the absence of suppressed data may also affect additivity.

		WAGE ESTIMATES						
		Average (Mean)	10th Percentile	25th Percentile	50th Percentile (Median)	75th Percentile	90th Percentile	
43-9061 Office Clerks, General								
Alternate Job Title(s): Administrative Clerk; Office Assistant; Real Estate Clerk								
Perform duties too varied and diverse to be classified in any specific office clerical occupation, requiring knowledge of office systems and procedures. Clerical duties may be assigned in accordance with the office procedures of individual establishments and may include a combination of answering telephones, bookkeeping, typing or word processing, office machine operation, and filing.								
North Dakota		ANNUAL:	\$49,270	\$32,800	\$38,460	\$46,490	\$59,340	\$70,000
Employment:	9,450	HOURLY:	\$23.69	\$15.77	\$18.49	\$22.35	\$28.53	\$33.65
Region 1		ANNUAL:	\$52,710	\$34,660	\$41,980	\$51,160	\$61,360	\$74,650
Employment:	790	HOURLY:	\$25.34	\$16.66	\$20.18	\$24.60	\$29.50	\$35.89
Region 2		ANNUAL:	\$48,410	\$29,560	\$38,070	\$45,800	\$58,980	\$69,610
Employment:	1,020	HOURLY:	\$23.27	\$14.21	\$18.30	\$22.02	\$28.36	\$33.47
Region 3		ANNUAL:	\$47,580	\$32,940	\$38,480	\$45,530	\$56,340	\$65,000
Employment:	290	HOURLY:	\$22.88	\$15.84	\$18.50	\$21.89	\$27.09	\$31.25
Region 4		ANNUAL:	\$48,470	\$31,820	\$37,180	\$45,580	\$58,290	\$70,000
Employment:	910	HOURLY:	\$23.30	\$15.30	\$17.88	\$21.91	\$28.02	\$33.66
Region 5		ANNUAL:	\$48,550	\$33,950	\$38,800	\$46,070	\$57,730	\$68,000
Employment:	3,220	HOURLY:	\$23.34	\$16.32	\$18.66	\$22.15	\$27.76	\$32.69
Region 6		ANNUAL:	\$47,000	\$28,560	\$37,440	\$44,910	\$55,970	\$68,360
Employment:	580	HOURLY:	\$22.60	\$13.73	\$18.00	\$21.59	\$26.91	\$32.86
Region 7		ANNUAL:	\$51,050	\$34,700	\$38,990	\$48,180	\$61,080	\$71,890
Employment:	1,920	HOURLY:	\$24.54	\$16.68	\$18.75	\$23.16	\$29.37	\$34.56
Region 8		ANNUAL:	\$48,710	\$27,040	\$37,420	\$46,560	\$59,240	\$71,830
Employment:	590	HOURLY:	\$23.42	\$13.00	\$17.99	\$22.39	\$28.48	\$34.54
Bismarck, ND MetroSA		ANNUAL:	\$51,400	\$34,780	\$39,540	\$48,550	\$61,220	\$71,880
Employment:	1,750	HOURLY:	\$24.71	\$16.72	\$19.01	\$23.34	\$29.43	\$34.56
Fargo, ND-MN MetroSA		ANNUAL:	\$48,250	\$33,650	\$38,460	\$45,880	\$56,860	\$66,910
Employment:	3,250	HOURLY:	\$23.20	\$16.18	\$18.49	\$22.06	\$27.34	\$32.17
Grand Forks, ND-MN MetroSA		ANNUAL:	\$47,650	\$31,200	\$36,660	\$45,360	\$56,690	\$68,750
Employment:	910	HOURLY:	\$22.91	\$15.00	\$17.63	\$21.81	\$27.25	\$33.05
West ND Nonmetro Area		ANNUAL:	\$49,740	\$30,240	\$38,280	\$47,010	\$59,960	\$72,170
Employment:	2,570	HOURLY:	\$23.91	\$14.54	\$18.41	\$22.60	\$28.83	\$34.70
East ND Nonmetro Area		ANNUAL:	\$47,190	\$29,590	\$38,080	\$45,140	\$56,570	\$65,060
Employment:	1,410	HOURLY:	\$22.69	\$14.22	\$18.31	\$21.70	\$27.20	\$31.28

43-9071 Office Machine Operators, Except Computer

Alternate Job Title(s): Coin Wrapping Machine Operator; Copy Machine Operator; Scanning Equipment Operators

Operate one or more of a variety of office machines, such as photocopying, photographic, and duplicating machines, or other office machines. Excludes Billing and Posting Clerks (43-3021) and Mail Clerks and Mail Machine Operators, Except Postal Service (43-9051).

North Dakota		ANNUAL:	\$40,170	\$34,060	\$34,060	\$36,690	\$43,230	\$53,330
Employment:	10	HOURLY:	\$19.31	\$16.38	\$16.38	\$17.64	\$20.79	\$25.64

'N/A' indicates data or information cannot be released due to reliability, availability, or confidentiality restrictions. Since a portion of substate employment is not attributed to a region, substate areas will NOT add up to statewide totals. Rounding and the absence of suppressed data may also affect additivity.

		WAGE ESTIMATES						
		Average (Mean)	10th Percentile	25th Percentile	50th Percentile (Median)	75th Percentile	90th Percentile	
43-9199 Office and Administrative Support Workers, All Other								
Alternate Job Title(s): Envelope Stuffer; Fingerprint Clerk; Notary Public								
All office and administrative support workers not listed separately.								
North Dakota		ANNUAL:	\$55,550	\$36,970	\$44,220	\$49,930	\$62,910	\$78,660
Employment:	1,520	HOURLY:	\$26.71	\$17.77	\$21.26	\$24.01	\$30.25	\$37.82
Region 1		ANNUAL:	\$55,260	\$40,850	\$46,680	\$50,410	\$61,040	\$74,820
Employment:	80	HOURLY:	\$26.56	\$19.64	\$22.44	\$24.23	\$29.34	\$35.97
Region 2		ANNUAL:	\$51,620	\$31,200	\$38,230	\$47,690	\$61,010	\$75,200
Employment:	140	HOURLY:	\$24.82	\$15.00	\$18.38	\$22.93	\$29.33	\$36.15
Region 3		ANNUAL:	\$57,360	\$36,220	\$39,880	\$47,370	\$66,360	\$99,860
Employment:	60	HOURLY:	\$27.58	\$17.42	\$19.17	\$22.77	\$31.91	\$48.01
Region 4		ANNUAL:	\$54,390	\$35,960	\$42,190	\$49,480	\$60,650	\$81,880
Employment:	180	HOURLY:	\$26.15	\$17.29	\$20.28	\$23.79	\$29.16	\$39.37
Region 5		ANNUAL:	\$55,640	\$38,470	\$44,210	\$49,290	\$62,910	\$82,140
Employment:	590	HOURLY:	\$26.75	\$18.50	\$21.25	\$23.70	\$30.25	\$39.49
Region 6		ANNUAL:	\$51,410	\$35,900	\$40,850	\$46,810	\$56,640	\$75,170
Employment:	60	HOURLY:	\$24.72	\$17.26	\$19.64	\$22.50	\$27.23	\$36.14
Region 7		ANNUAL:	\$57,810	\$40,380	\$46,660	\$54,270	\$66,080	\$81,270
Employment:	350	HOURLY:	\$27.79	\$19.41	\$22.43	\$26.09	\$31.77	\$39.07
Region 8		ANNUAL:	\$57,630	\$37,740	\$44,900	\$52,170	\$68,920	\$79,860
Employment:	50	HOURLY:	\$27.71	\$18.14	\$21.58	\$25.08	\$33.14	\$38.39
Bismarck, ND MetroSA		ANNUAL:	\$58,120	\$40,380	\$46,670	\$55,080	\$66,360	\$82,450
Employment:	330	HOURLY:	\$27.94	\$19.41	\$22.44	\$26.48	\$31.91	\$39.64
Fargo, ND-MN MetroSA		ANNUAL:	\$54,490	\$37,260	\$44,030	\$49,190	\$62,520	\$78,340
Employment:	530	HOURLY:	\$26.20	\$17.91	\$21.17	\$23.65	\$30.06	\$37.66
Grand Forks, ND-MN MetroSA		ANNUAL:	\$55,760	\$37,810	\$44,540	\$50,820	\$61,080	\$82,320
Employment:	160	HOURLY:	\$26.81	\$18.18	\$21.41	\$24.43	\$29.36	\$39.58
West ND Nonmetro Area		ANNUAL:	\$53,770	\$35,840	\$43,510	\$50,400	\$61,040	\$75,880
Employment:	290	HOURLY:	\$25.85	\$17.23	\$20.92	\$24.23	\$29.35	\$36.48
East ND Nonmetro Area		ANNUAL:	\$55,340	\$35,290	\$40,570	\$47,370	\$61,460	\$83,990
Employment:	230	HOURLY:	\$26.60	\$16.96	\$19.51	\$22.78	\$29.55	\$40.38

'N/A' indicates data or information cannot be released due to reliability, availability, or confidentiality restrictions. Since a portion of substate employment is not attributed to a region, substate areas will NOT add up to statewide totals. Rounding and the absence of suppressed data may also affect additivity.

		WAGE ESTIMATES						
		Average (Mean)	10th Percentile	25th Percentile	50th Percentile (Median)	75th Percentile	90th Percentile	
45-0000 Farming, Fishing, and Forestry Occupations								
Alternate Job Title(s): N/A								
North Dakota		ANNUAL:	\$47,410	\$29,670	\$36,770	\$45,320	\$49,900	\$67,190
Employment:	1,040	HOURLY:	\$22.79	\$14.27	\$17.68	\$21.79	\$23.99	\$32.30
Region 1		ANNUAL:	\$48,840	\$33,980	\$43,420	\$45,390	\$50,740	\$64,190
Employment:	80	HOURLY:	\$23.48	\$16.33	\$20.88	\$21.82	\$24.40	\$30.86
Region 2		ANNUAL:	\$43,200	\$28,820	\$35,130	\$45,060	\$47,430	\$50,610
Employment:	100	HOURLY:	\$20.77	\$13.86	\$16.89	\$21.66	\$22.80	\$24.33
Region 3		ANNUAL:	\$55,900	\$34,140	\$37,250	\$46,810	\$51,010	\$129,570
Employment:	40	HOURLY:	\$26.88	\$16.41	\$17.91	\$22.50	\$24.52	\$62.29
Region 4		ANNUAL:	\$43,750	\$29,120	\$35,240	\$38,960	\$47,380	\$55,700
Employment:	160	HOURLY:	\$21.04	\$14.00	\$16.94	\$18.73	\$22.78	\$26.78
Region 5		ANNUAL:	\$49,410	\$29,550	\$36,990	\$44,390	\$52,380	\$78,090
Employment:	290	HOURLY:	\$23.75	\$14.21	\$17.78	\$21.34	\$25.18	\$37.54
Region 6		ANNUAL:	\$48,850	\$30,600	\$39,890	\$47,180	\$49,900	\$64,380
Employment:	100	HOURLY:	\$23.49	\$14.71	\$19.18	\$22.68	\$23.99	\$30.95
Region 7		ANNUAL:	\$46,750	\$34,930	\$42,220	\$47,300	\$50,810	\$59,600
Employment:	220	HOURLY:	\$22.48	\$16.79	\$20.30	\$22.74	\$24.43	\$28.66
Region 8		ANNUAL:	\$47,780	\$29,670	\$36,020	\$45,600	\$47,860	\$86,290
Employment:	40	HOURLY:	\$22.97	\$14.27	\$17.31	\$21.92	\$23.01	\$41.48
Bismarck, ND MetroSA		ANNUAL:	\$47,520	\$34,930	\$43,160	\$47,300	\$53,190	\$63,100
Employment:	180	HOURLY:	\$22.84	\$16.79	\$20.75	\$22.74	\$25.57	\$30.34
Fargo, ND-MN MetroSA		ANNUAL:	\$44,560	\$29,160	\$36,090	\$44,390	\$51,230	\$60,710
Employment:	220	HOURLY:	\$21.42	\$14.02	\$17.35	\$21.34	\$24.63	\$29.19
Grand Forks, ND-MN MetroSA		ANNUAL:	\$44,480	\$32,640	\$37,440	\$45,530	\$47,990	\$56,320
Employment:	230	HOURLY:	\$21.38	\$15.69	\$18.00	\$21.89	\$23.07	\$27.08
West ND Nonmetro Area		ANNUAL:	\$45,550	\$28,820	\$36,410	\$45,390	\$49,160	\$59,200
Employment:	250	HOURLY:	\$21.90	\$13.86	\$17.50	\$21.82	\$23.63	\$28.46
East ND Nonmetro Area		ANNUAL:	\$53,290	\$34,110	\$37,400	\$47,180	\$55,120	\$78,090
Employment:	310	HOURLY:	\$25.62	\$16.40	\$17.98	\$22.68	\$26.50	\$37.54

45-1011 First-Line Supervisors of Farming, Fishing, and Forestry Workers

Alternate Job Title(s): Corral Boss; Cranberry Bog Supervisor; Fish Hatchery Supervisor

Directly supervise and coordinate the activities of agricultural, forestry, aquacultural, and related workers. Excludes First-Line Supervisors of Landscaping, Lawn Service, and Groundskeeping Workers (37-1012).

North Dakota		ANNUAL:	\$63,790	\$55,000	\$55,230	\$60,240	\$74,240	\$80,660
Employment:	20	HOURLY:	\$30.67	\$26.44	\$26.56	\$28.96	\$35.69	\$38.78
Fargo, ND-MN MetroSA		ANNUAL:	\$59,950	\$40,180	\$55,230	\$60,430	\$63,730	\$80,660
Employment:	10	HOURLY:	\$28.82	\$19.32	\$26.56	\$29.06	\$30.64	\$38.78
Grand Forks, ND-MN MetroSA		ANNUAL:	\$61,900	\$55,000	\$55,000	\$58,560	\$61,370	\$79,880
Employment:	10	HOURLY:	\$29.76	\$26.44	\$26.44	\$28.15	\$29.50	\$38.41

'N/A' indicates data or information cannot be released due to reliability, availability, or confidentiality restrictions. Since a portion of substate employment is not attributed to a region, substate areas will NOT add up to statewide totals. Rounding and the absence of suppressed data may also affect additivity.

			WAGE ESTIMATES					
			Average (Mean)	10th Percentile	25th Percentile	50th Percentile (Median)	75th Percentile	90th Percentile
45-2011 Agricultural Inspectors								
Alternate Job Title(s): Cattle Examiner; Grain Sampler; Milk Tester								
Inspect agricultural commodities, processing equipment, and facilities, and fish and logging operations, to ensure compliance with regulations and laws governing health, quality, and safety.								
North Dakota		ANNUAL:	\$64,550	\$42,070	\$49,590	\$54,080	\$64,620	\$129,570
Employment:	170	HOURLY:	\$31.03	\$20.23	\$23.84	\$26.00	\$31.07	\$62.29
Region 4		ANNUAL:	\$67,860	\$46,600	\$48,450	\$54,860	\$61,910	\$129,570
Employment:	20	HOURLY:	\$32.62	\$22.40	\$23.29	\$26.38	\$29.76	\$62.29
Region 5		ANNUAL:	\$64,950	\$39,730	\$50,170	\$55,120	\$67,190	\$129,570
Employment:	50	HOURLY:	\$31.23	\$19.10	\$24.12	\$26.50	\$32.30	\$62.29
Region 6		ANNUAL:	\$70,390	\$50,810	\$51,330	\$56,190	\$64,380	\$129,570
Employment:	20	HOURLY:	\$33.84	\$24.43	\$24.68	\$27.01	\$30.95	\$62.29
Region 7		ANNUAL:	\$55,050	\$42,220	\$49,040	\$53,810	\$63,100	\$70,580
Employment:	60	HOURLY:	\$26.46	\$20.30	\$23.58	\$25.87	\$30.34	\$33.93
Bismarck, ND MetroSA		ANNUAL:	\$55,050	\$42,220	\$49,040	\$53,810	\$63,100	\$70,580
Employment:	60	HOURLY:	\$26.46	\$20.30	\$23.58	\$25.87	\$30.34	\$33.93
Fargo, ND-MN MetroSA		ANNUAL:	\$54,790	\$39,730	\$45,970	\$52,350	\$55,960	\$67,190
Employment:	40	HOURLY:	\$26.34	\$19.10	\$22.10	\$25.17	\$26.90	\$32.30
East ND Nonmetro Area		ANNUAL:	\$87,450	\$48,360	\$51,330	\$64,380	\$129,570	\$129,570
Employment:	40	HOURLY:	\$42.04	\$23.25	\$24.68	\$30.95	\$62.29	\$62.29

45-2041 Graders and Sorters, Agricultural Products

Alternate Job Title(s): Cotton Grader; Egg Grader; Fruit Sorter; Meat Grader

Grade, sort, or classify unprocessed food and other agricultural products by size, weight, color, or condition. Excludes Agricultural Inspectors (45-2011).

North Dakota		ANNUAL:	\$40,630	\$32,640	\$34,780	\$40,830	\$45,280	\$46,080
Employment:	180	HOURLY:	\$19.53	\$15.69	\$16.72	\$19.63	\$21.77	\$22.16
Region 5		ANNUAL:	\$37,840	\$31,550	\$33,970	\$36,090	\$40,830	\$46,090
Employment:	50	HOURLY:	\$18.19	\$15.17	\$16.33	\$17.35	\$19.63	\$22.16
Fargo, ND-MN MetroSA		ANNUAL:	\$39,100	\$31,290	\$33,970	\$40,830	\$40,830	\$46,740
Employment:	30	HOURLY:	\$18.80	\$15.04	\$16.33	\$19.63	\$19.63	\$22.47
Grand Forks, ND-MN MetroSA		ANNUAL:	\$39,900	\$32,640	\$35,240	\$38,950	\$45,200	\$45,530
Employment:	40	HOURLY:	\$19.18	\$15.69	\$16.94	\$18.73	\$21.73	\$21.89
East ND Nonmetro Area		ANNUAL:	\$37,300	\$33,470	\$34,110	\$36,090	\$43,170	\$43,170
Employment:	50	HOURLY:	\$17.93	\$16.09	\$16.40	\$17.35	\$20.75	\$20.75

'N/A' indicates data or information cannot be released due to reliability, availability, or confidentiality restrictions. Since a portion of substate employment is not attributed to a region, substate areas will NOT add up to statewide totals. Rounding and the absence of suppressed data may also affect additivity.

			WAGE ESTIMATES					
			Average (Mean)	10th Percentile	25th Percentile	50th Percentile (Median)	75th Percentile	90th Percentile
45-2091 Agricultural Equipment Operators								
Alternate Job Title(s): Combine Operator; Feed Mixer Operator; Hay Baler; Tractor Operator								
Drive and control equipment to support agricultural activities such as tilling soil; planting, cultivating, and harvesting crops; feeding and herding livestock; or removing animal waste. May perform tasks such as crop baling or hay bucking. May operate stationary equipment to perform post-harvest tasks such as husking, shelling, threshing, and ginning.								
North Dakota		ANNUAL:	\$49,910	\$36,410	\$43,560	\$46,020	\$49,380	\$78,090
Employment:	360	HOURLY:	\$24.00	\$17.50	\$20.94	\$22.12	\$23.74	\$37.54
Region 2		ANNUAL:	\$46,840	\$37,800	\$43,920	\$45,600	\$49,160	\$49,900
Employment:	60	HOURLY:	\$22.52	\$18.17	\$21.12	\$21.92	\$23.63	\$23.99
Region 3		ANNUAL:	\$46,370	\$36,410	\$39,910	\$46,740	\$48,920	\$51,010
Employment:	20	HOURLY:	\$22.29	\$17.50	\$19.19	\$22.47	\$23.52	\$24.52
Region 4		ANNUAL:	\$46,240	\$36,410	\$43,550	\$45,870	\$47,320	\$48,600
Employment:	40	HOURLY:	\$22.23	\$17.50	\$20.94	\$22.05	\$22.75	\$23.37
Region 5		ANNUAL:	\$55,040	\$39,160	\$43,560	\$47,190	\$78,090	\$78,090
Employment:	110	HOURLY:	\$26.46	\$18.83	\$20.94	\$22.69	\$37.54	\$37.54
Region 7		ANNUAL:	\$43,100	\$35,980	\$36,410	\$43,840	\$46,650	\$49,610
Employment:	40	HOURLY:	\$20.72	\$17.30	\$17.50	\$21.08	\$22.43	\$23.85
Fargo, ND-MN MetroSA		ANNUAL:	\$47,130	\$35,830	\$39,720	\$45,410	\$51,360	\$60,710
Employment:	60	HOURLY:	\$22.66	\$17.23	\$19.09	\$21.83	\$24.69	\$29.19
West ND Nonmetro Area		ANNUAL:	\$48,640	\$37,390	\$43,840	\$45,600	\$49,610	\$60,390
Employment:	130	HOURLY:	\$23.39	\$17.98	\$21.08	\$21.92	\$23.85	\$29.04
East ND Nonmetro Area		ANNUAL:	\$54,110	\$39,260	\$44,410	\$47,320	\$68,740	\$78,090
Employment:	150	HOURLY:	\$26.02	\$18.87	\$21.35	\$22.75	\$33.05	\$37.54

45-2092 Farmworkers and Laborers, Crop, Nursery, and Greenhouse**Alternate Job Title(s):** Greenhouse Transplanter; Pecan Gatherer; Pepper Picker

Manually plant, cultivate, and harvest vegetables, fruits, nuts, horticultural specialties, and field crops. Use hand tools, such as shovels, trowels, hoes, tampers, pruning hooks, shears, and knives. Duties may include tilling soil and applying fertilizers; transplanting, weeding, thinning, or pruning crops; applying pesticides; or cleaning, grading, sorting, packing, and loading harvested products. May construct trellises, repair fences and farm buildings, or participate in irrigation activities. Excludes Pesticide Handlers, Sprayers, and Applicators, Vegetation (37-3012), Graders and Sorters, Agricultural Products (45-2041), and Forest, Conservation, and Logging Workers (45-4011 through 45-4029).

North Dakota		ANNUAL:	\$32,690	\$20,100	\$28,820	\$29,120	\$36,790	\$51,620
Employment:	120	HOURLY:	\$15.72	\$9.67	\$13.86	\$14.00	\$17.69	\$24.82
Region 4		ANNUAL:	\$34,440	\$29,120	\$29,120	\$29,120	\$37,440	\$51,000
Employment:	40	HOURLY:	\$16.56	\$14.00	\$14.00	\$14.00	\$18.00	\$24.52
Grand Forks, ND-MN MetroSA		ANNUAL:	\$42,810	\$29,120	\$35,370	\$47,980	\$47,990	\$47,990
Employment:	80	HOURLY:	\$20.58	\$14.00	\$17.01	\$23.07	\$23.07	\$23.07
East ND Nonmetro Area		ANNUAL:	\$36,340	\$20,100	\$23,750	\$34,290	\$49,140	\$52,230
Employment:	N/A	HOURLY:	\$17.47	\$9.67	\$11.42	\$16.49	\$23.63	\$25.11

'N/A' indicates data or information cannot be released due to reliability, availability, or confidentiality restrictions. Since a portion of substate employment is not attributed to a region, substate areas will NOT add up to statewide totals. Rounding and the absence of suppressed data may also affect additivity.

		WAGE ESTIMATES						
		Average (Mean)	10th Percentile	25th Percentile	50th Percentile (Median)	75th Percentile	90th Percentile	
45-2093 Farmworkers, Farm, Ranch, and Aquacultural Animals								
Alternate Job Title(s): Cattle Brander; Sheep Shearer; Shrimp Pond Laborer								
Attend to live farm, ranch, open range or aquacultural animals that may include cattle, sheep, swine, goats, horses and other equines, poultry, rabbits, finfish, shellfish, and bees. Attend to animals produced for animal products, such as meat, fur, skins, feathers, eggs, milk, and honey. Duties may include feeding, watering, herding, grazing, milking, castrating, branding, de-beaking, weighing, catching, and loading animals. May maintain records on animals; examine animals to detect diseases and injuries; assist in birth deliveries; and administer medications, vaccinations, or insecticides as appropriate. May clean and maintain animal housing areas. Includes workers who shear wool from sheep and collect eggs in hatcheries.								
North Dakota		ANNUAL:	\$40,480	\$25,160	\$36,050	\$37,540	\$47,300	\$47,860
Employment:	140	HOURLY:	\$19.46	\$12.10	\$17.33	\$18.05	\$22.74	\$23.01
Region 4		ANNUAL:	\$35,560	\$31,200	\$36,050	\$36,050	\$36,050	\$36,050
Employment:	10	HOURLY:	\$17.10	\$15.00	\$17.33	\$17.33	\$17.33	\$17.33
Region 5		ANNUAL:	\$35,350	\$25,160	\$25,160	\$37,400	\$37,400	\$50,400
Employment:	40	HOURLY:	\$17.00	\$12.10	\$12.10	\$17.98	\$17.98	\$24.23
Region 7		ANNUAL:	\$45,630	\$36,490	\$47,300	\$47,300	\$47,300	\$47,300
Employment:	60	HOURLY:	\$21.94	\$17.54	\$22.74	\$22.74	\$22.74	\$22.74
Bismarck, ND MetroSA		ANNUAL:	\$45,790	\$36,490	\$47,300	\$47,300	\$47,300	\$47,300
Employment:	50	HOURLY:	\$22.01	\$17.54	\$22.74	\$22.74	\$22.74	\$22.74
Fargo, ND-MN MetroSA		ANNUAL:	\$29,950	\$19,030	\$25,160	\$32,020	\$36,770	\$37,630
Employment:	20	HOURLY:	\$14.40	\$9.15	\$12.10	\$15.39	\$17.68	\$18.09
Grand Forks, ND-MN MetroSA		ANNUAL:	\$36,080	\$31,200	\$36,050	\$36,050	\$36,050	\$36,050
Employment:	N/A	HOURLY:	\$17.35	\$15.00	\$17.33	\$17.33	\$17.33	\$17.33
East ND Nonmetro Area		ANNUAL:	\$39,990	\$33,700	\$37,400	\$37,400	\$47,850	\$50,400
Employment:	30	HOURLY:	\$19.23	\$16.20	\$17.98	\$17.98	\$23.01	\$24.23

45-4011 Forest and Conservation Workers**Alternate Job Title(s):** Forestry Laborer; Rangelands Conservation Laborer; Reforestation Worker; Wetlands Conservation Laborer

Under supervision, perform manual labor necessary to develop, maintain, or protect areas such as forests, forested areas, woodlands, wetlands, and rangelands through such activities as raising and transporting seedlings; combating insects, pests, and diseases harmful to plant life; and building structures to control water, erosion, and leaching of soil. Includes forester aides, seedling pullers, tree planters, and gatherers of nontimber forestry products such as pine straw.

North Dakota		ANNUAL:	\$40,800	\$33,710	\$34,130	\$37,880	\$47,240	\$47,430
Employment:	N/A	HOURLY:	\$19.61	\$16.21	\$16.41	\$18.21	\$22.71	\$22.80

'N/A' indicates data or information cannot be released due to reliability, availability, or confidentiality restrictions. Since a portion of substate employment is not attributed to a region, substate areas will NOT add up to statewide totals. Rounding and the absence of suppressed data may also affect additivity.

		WAGE ESTIMATES					
		Average (Mean)	10th Percentile	25th Percentile	50th Percentile (Median)	75th Percentile	90th Percentile
47-0000 Construction and Extraction Occupations							
Alternate Job Title(s): N/A							
North Dakota	ANNUAL:	\$64,250	\$41,240	\$48,790	\$60,110	\$74,400	\$93,920
Employment: 32,010	HOURLY:	\$30.89	\$19.83	\$23.46	\$28.90	\$35.77	\$45.16
Region 1	ANNUAL:	\$69,030	\$47,300	\$53,320	\$62,890	\$77,230	\$99,490
Employment: 7,640	HOURLY:	\$33.19	\$22.74	\$25.63	\$30.24	\$37.13	\$47.83
Region 2	ANNUAL:	\$65,450	\$41,580	\$49,160	\$60,460	\$75,650	\$97,300
Employment: 3,840	HOURLY:	\$31.46	\$19.99	\$23.64	\$29.07	\$36.37	\$46.78
Region 3	ANNUAL:	\$56,800	\$40,080	\$47,320	\$54,480	\$63,370	\$74,980
Employment: 700	HOURLY:	\$27.31	\$19.27	\$22.75	\$26.19	\$30.46	\$36.05
Region 4	ANNUAL:	\$58,730	\$39,050	\$46,590	\$56,250	\$66,240	\$79,420
Employment: 2,450	HOURLY:	\$28.24	\$18.78	\$22.40	\$27.04	\$31.85	\$38.18
Region 5	ANNUAL:	\$59,630	\$39,600	\$46,910	\$57,470	\$68,410	\$79,940
Employment: 7,580	HOURLY:	\$28.67	\$19.04	\$22.55	\$27.63	\$32.89	\$38.43
Region 6	ANNUAL:	\$58,750	\$39,190	\$46,140	\$54,820	\$65,520	\$80,420
Employment: 1,190	HOURLY:	\$28.25	\$18.84	\$22.18	\$26.36	\$31.50	\$38.66
Region 7	ANNUAL:	\$65,040	\$40,170	\$47,840	\$59,200	\$76,810	\$107,530
Employment: 4,770	HOURLY:	\$31.27	\$19.31	\$23.00	\$28.46	\$36.93	\$51.70
Region 8	ANNUAL:	\$68,180	\$46,870	\$53,790	\$63,020	\$74,650	\$95,400
Employment: 3,550	HOURLY:	\$32.78	\$22.54	\$25.86	\$30.30	\$35.89	\$45.87
Bismarck, ND MetroSA	ANNUAL:	\$59,390	\$39,520	\$46,820	\$56,840	\$67,850	\$79,870
Employment: 3,680	HOURLY:	\$28.55	\$19.00	\$22.51	\$27.33	\$32.62	\$38.40
Fargo, ND-MN MetroSA	ANNUAL:	\$60,180	\$39,920	\$47,220	\$58,250	\$70,820	\$81,250
Employment: 7,840	HOURLY:	\$28.93	\$19.19	\$22.70	\$28.01	\$34.05	\$39.06
Grand Forks, ND-MN MetroSA	ANNUAL:	\$59,480	\$39,050	\$46,650	\$57,260	\$68,310	\$81,230
Employment: 2,550	HOURLY:	\$28.60	\$18.78	\$22.43	\$27.53	\$32.84	\$39.05
West ND Nonmetro Area	ANNUAL:	\$69,010	\$46,220	\$53,020	\$62,610	\$77,340	\$102,870
Employment: 16,130	HOURLY:	\$33.18	\$22.22	\$25.49	\$30.10	\$37.18	\$49.46
East ND Nonmetro Area	ANNUAL:	\$58,570	\$39,470	\$46,900	\$54,980	\$65,210	\$79,370
Employment: 2,970	HOURLY:	\$28.16	\$18.98	\$22.55	\$26.43	\$31.35	\$38.16

'N/A' indicates data or information cannot be released due to reliability, availability, or confidentiality restrictions. Since a portion of substate employment is not attributed to a region, substate areas will NOT add up to statewide totals. Rounding and the absence of suppressed data may also affect additivity.

		WAGE ESTIMATES						
		Average (Mean)	10th Percentile	25th Percentile	50th Percentile (Median)	75th Percentile	90th Percentile	
47-1011 First-Line Supervisors of Construction Trades and Extraction Workers								
Alternate Job Title(s): Carpenter Supervisor; Quarry Boss; Rig Supervisor; Solar Panel Installation Supervisor								
Directly supervise and coordinate activities of construction or extraction workers.								
North Dakota		ANNUAL:	\$91,190	\$59,560	\$65,120	\$78,130	\$113,990	\$136,380
Employment: 4,060		HOURLY:	\$43.84	\$28.64	\$31.31	\$37.56	\$54.80	\$65.57
Region 1		ANNUAL:	\$97,420	\$59,900	\$65,100	\$90,590	\$123,060	\$158,740
Employment: 1,240		HOURLY:	\$46.84	\$28.80	\$31.30	\$43.55	\$59.16	\$76.32
Region 2		ANNUAL:	\$94,150	\$60,300	\$66,360	\$79,040	\$115,900	\$137,000
Employment: 500		HOURLY:	\$45.26	\$28.99	\$31.90	\$38.00	\$55.72	\$65.86
Region 3		ANNUAL:	\$79,440	\$60,330	\$65,220	\$70,280	\$96,250	\$120,000
Employment: 70		HOURLY:	\$38.19	\$29.00	\$31.36	\$33.79	\$46.27	\$57.69
Region 4		ANNUAL:	\$80,040	\$56,690	\$64,650	\$75,500	\$95,240	\$114,610
Employment: 210		HOURLY:	\$38.48	\$27.26	\$31.08	\$36.30	\$45.79	\$55.10
Region 5		ANNUAL:	\$80,630	\$58,180	\$64,740	\$76,240	\$94,310	\$117,570
Employment: 830		HOURLY:	\$38.77	\$27.97	\$31.13	\$36.65	\$45.34	\$56.52
Region 6		ANNUAL:	\$86,540	\$61,800	\$67,050	\$75,920	\$105,810	\$120,000
Employment: 130		HOURLY:	\$41.61	\$29.71	\$32.24	\$36.50	\$50.87	\$57.69
Region 7		ANNUAL:	\$88,030	\$57,070	\$65,150	\$76,870	\$108,110	\$128,390
Employment: 510		HOURLY:	\$42.32	\$27.44	\$31.32	\$36.96	\$51.98	\$61.73
Region 8		ANNUAL:	\$99,430	\$60,400	\$65,620	\$80,600	\$127,250	\$159,760
Employment: 530		HOURLY:	\$47.80	\$29.04	\$31.55	\$38.75	\$61.18	\$76.81
Bismarck, ND MetroSA		ANNUAL:	\$81,400	\$56,270	\$63,170	\$74,890	\$100,730	\$115,640
Employment: 390		HOURLY:	\$39.14	\$27.05	\$30.37	\$36.00	\$48.43	\$55.59
Fargo, ND-MN MetroSA		ANNUAL:	\$79,580	\$57,970	\$64,460	\$76,160	\$91,880	\$116,510
Employment: 870		HOURLY:	\$38.26	\$27.87	\$30.99	\$36.62	\$44.17	\$56.01
Grand Forks, ND-MN MetroSA		ANNUAL:	\$79,800	\$58,070	\$64,650	\$75,680	\$94,070	\$109,380
Employment: 220		HOURLY:	\$38.37	\$27.92	\$31.08	\$36.38	\$45.23	\$52.59
West ND Nonmetro Area		ANNUAL:	\$97,810	\$59,980	\$65,620	\$87,660	\$123,060	\$159,740
Employment: 2,390		HOURLY:	\$47.03	\$28.84	\$31.55	\$42.15	\$59.16	\$76.80
East ND Nonmetro Area		ANNUAL:	\$85,520	\$61,930	\$65,570	\$75,920	\$105,810	\$120,000
Employment: 290		HOURLY:	\$41.12	\$29.77	\$31.52	\$36.50	\$50.87	\$57.69

'N/A' indicates data or information cannot be released due to reliability, availability, or confidentiality restrictions. Since a portion of substate employment is not attributed to a region, substate areas will NOT add up to statewide totals. Rounding and the absence of suppressed data may also affect additivity.

		WAGE ESTIMATES						
		Average (Mean)	10th Percentile	25th Percentile	50th Percentile (Median)	75th Percentile	90th Percentile	
47-2021 Brickmasons and Blockmasons								
Alternate Job Title(s): Adobe Layer; Brick Chimney Builder; Refractory Bricklayer								
Lay and bind building materials, such as brick, structural tile, concrete block, cinder block, glass block, and terra-cotta block, with mortar and other substances, to construct or repair walls, partitions, arches, sewers, and other structures. Installers of mortarless segmental concrete masonry wall units are classified in Landscaping and Groundskeeping Workers (37-3011). Excludes Stonemasons (47-2022).								
North Dakota		ANNUAL:	\$62,540	\$46,250	\$47,680	\$57,790	\$78,170	\$81,110
Employment:	150	HOURLY:	\$30.07	\$22.24	\$22.92	\$27.79	\$37.58	\$39.00
Region 2		ANNUAL:	\$63,820	\$46,840	\$56,090	\$67,300	\$76,500	\$79,800
Employment:	10	HOURLY:	\$30.68	\$22.52	\$26.96	\$32.35	\$36.78	\$38.36
Region 5		ANNUAL:	\$61,330	\$46,210	\$47,750	\$57,530	\$78,760	\$83,320
Employment:	80	HOURLY:	\$29.48	\$22.22	\$22.96	\$27.66	\$37.87	\$40.06
Fargo, ND-MN MetroSA		ANNUAL:	\$62,720	\$46,850	\$48,620	\$57,600	\$74,620	\$82,780
Employment:	120	HOURLY:	\$30.16	\$22.53	\$23.37	\$27.69	\$35.88	\$39.80
West ND Nonmetro Area		ANNUAL:	\$61,950	\$46,840	\$47,980	\$64,670	\$67,520	\$81,110
Employment:	20	HOURLY:	\$29.79	\$22.52	\$23.07	\$31.09	\$32.46	\$39.00

'N/A' indicates data or information cannot be released due to reliability, availability, or confidentiality restrictions. Since a portion of substate employment is not attributed to a region, substate areas will NOT add up to statewide totals. Rounding and the absence of suppressed data may also affect additivity.

		WAGE ESTIMATES						
		Average (Mean)	10th Percentile	25th Percentile	50th Percentile (Median)	75th Percentile	90th Percentile	
47-2031 Carpenters								
Alternate Job Title(s): Building Carpenter; Custom Wood Stair Builder; Wood Floor Layer								
Construct, erect, install, or repair structures and fixtures made of wood and comparable materials, such as concrete forms; building frameworks, including partitions, joists, studding, and rafters; and wood stairways, window and door frames, and hardwood floors. May also install cabinets, siding, drywall, and batt or roll insulation. Includes brattice builders who build doors or brattices (ventilation walls or partitions) in underground passageways.								
North Dakota		ANNUAL:	\$54,660	\$39,450	\$47,520	\$53,600	\$60,410	\$72,430
Employment:	2,480	HOURLY:	\$26.28	\$18.97	\$22.85	\$25.77	\$29.05	\$34.82
Region 1		ANNUAL:	\$54,280	\$39,320	\$47,450	\$55,420	\$60,630	\$63,180
Employment:	80	HOURLY:	\$26.10	\$18.90	\$22.81	\$26.65	\$29.15	\$30.38
Region 2		ANNUAL:	\$54,310	\$38,430	\$46,730	\$54,690	\$60,130	\$73,910
Employment:	190	HOURLY:	\$26.11	\$18.47	\$22.47	\$26.29	\$28.91	\$35.53
Region 3		ANNUAL:	\$51,060	\$35,000	\$46,320	\$49,380	\$59,830	\$60,630
Employment:	80	HOURLY:	\$24.55	\$16.83	\$22.27	\$23.74	\$28.76	\$29.15
Region 4		ANNUAL:	\$53,270	\$39,190	\$46,780	\$51,370	\$60,150	\$64,370
Employment:	350	HOURLY:	\$25.61	\$18.84	\$22.49	\$24.70	\$28.92	\$30.94
Region 5		ANNUAL:	\$55,650	\$39,780	\$48,160	\$54,570	\$61,060	\$74,570
Employment:	950	HOURLY:	\$26.75	\$19.12	\$23.15	\$26.23	\$29.36	\$35.85
Region 6		ANNUAL:	\$56,880	\$38,280	\$48,810	\$58,090	\$62,180	\$74,880
Employment:	150	HOURLY:	\$27.35	\$18.40	\$23.47	\$27.93	\$29.89	\$36.00
Region 7		ANNUAL:	\$53,730	\$39,300	\$46,710	\$51,870	\$59,630	\$67,580
Employment:	580	HOURLY:	\$25.83	\$18.89	\$22.46	\$24.94	\$28.67	\$32.49
Region 8		ANNUAL:	\$55,070	\$38,300	\$48,690	\$56,730	\$60,150	\$66,290
Employment:	90	HOURLY:	\$26.48	\$18.41	\$23.41	\$27.27	\$28.92	\$31.87
Bismarck, ND MetroSA		ANNUAL:	\$53,530	\$39,090	\$46,700	\$51,740	\$59,160	\$67,580
Employment:	550	HOURLY:	\$25.74	\$18.79	\$22.45	\$24.87	\$28.44	\$32.49
Fargo, ND-MN MetroSA		ANNUAL:	\$56,620	\$40,100	\$48,220	\$55,740	\$61,870	\$75,630
Employment:	990	HOURLY:	\$27.22	\$19.28	\$23.18	\$26.80	\$29.75	\$36.36
Grand Forks, ND-MN MetroSA		ANNUAL:	\$54,420	\$39,000	\$46,780	\$51,380	\$60,320	\$75,760
Employment:	350	HOURLY:	\$26.17	\$18.75	\$22.49	\$24.70	\$29.00	\$36.42
West ND Nonmetro Area		ANNUAL:	\$54,700	\$39,320	\$47,520	\$54,870	\$60,150	\$72,540
Employment:	390	HOURLY:	\$26.30	\$18.90	\$22.85	\$26.38	\$28.92	\$34.88
East ND Nonmetro Area		ANNUAL:	\$55,130	\$38,150	\$47,200	\$55,190	\$60,630	\$72,910
Employment:	350	HOURLY:	\$26.51	\$18.34	\$22.69	\$26.53	\$29.15	\$35.06

'N/A' indicates data or information cannot be released due to reliability, availability, or confidentiality restrictions. Since a portion of substate employment is not attributed to a region, substate areas will NOT add up to statewide totals. Rounding and the absence of suppressed data may also affect additivity.

		WAGE ESTIMATES					
		Average (Mean)	10th Percentile	25th Percentile	50th Percentile (Median)	75th Percentile	90th Percentile

47-2041 Carpet Installers

Alternate Job Title(s): Carpet Layer; Wall-to-Wall Carpet Installer

Lay and install carpet from rolls or blocks on floors. Install padding and trim flooring materials. Excludes Floor Layers, Except Carpet, Wood, and Hard Tiles (47-2042).

North Dakota		ANNUAL:	\$34,810	\$21,020	\$21,020	\$28,400	\$41,020	\$58,210
Employment:	40	HOURLY:	\$16.74	\$10.11	\$10.11	\$13.66	\$19.72	\$27.99
Region 7		ANNUAL:	\$35,190	\$20,860	\$21,210	\$29,260	\$40,710	\$57,780
Employment:	10	HOURLY:	\$16.92	\$10.03	\$10.20	\$14.07	\$19.57	\$27.78
Fargo, ND-MN MetroSA		ANNUAL:	\$37,050	\$21,020	\$21,020	\$28,400	\$51,880	\$58,210
Employment:	30	HOURLY:	\$17.81	\$10.11	\$10.11	\$13.66	\$24.94	\$27.99

47-2042 Floor Layers, Except Carpet, Wood, and Hard Tiles

Alternate Job Title(s): Composition Floor Layer; Cork Floor Installer; Linoleum Installer; Shock-Absorption Floor Layer

Apply blocks, strips, or sheets of shock-absorbing, sound-deadening, or decorative coverings to floors.

North Dakota		ANNUAL:	\$49,840	\$33,470	\$41,430	\$44,500	\$60,610	\$68,870
Employment:	100	HOURLY:	\$23.96	\$16.09	\$19.92	\$21.40	\$29.14	\$33.11
Region 4		ANNUAL:	\$49,640	\$41,600	\$42,390	\$42,390	\$61,810	\$67,520
Employment:	10	HOURLY:	\$23.87	\$20.00	\$20.38	\$20.38	\$29.72	\$32.46
Region 5		ANNUAL:	\$50,140	\$33,470	\$36,830	\$44,790	\$60,610	\$70,590
Employment:	50	HOURLY:	\$24.11	\$16.09	\$17.71	\$21.53	\$29.14	\$33.94
Region 7		ANNUAL:	\$48,790	\$33,220	\$42,910	\$44,720	\$55,310	\$68,350
Employment:	20	HOURLY:	\$23.45	\$15.97	\$20.63	\$21.50	\$26.59	\$32.86
Fargo, ND-MN MetroSA		ANNUAL:	\$49,000	\$32,180	\$36,830	\$44,500	\$60,610	\$68,870
Employment:	50	HOURLY:	\$23.56	\$15.47	\$17.71	\$21.40	\$29.14	\$33.11
Grand Forks, ND-MN MetroSA		ANNUAL:	\$49,530	\$32,810	\$42,390	\$46,540	\$61,810	\$67,520
Employment:	N/A	HOURLY:	\$23.81	\$15.78	\$20.38	\$22.37	\$29.72	\$32.46
East ND Nonmetro Area		ANNUAL:	\$50,620	\$34,650	\$41,600	\$42,660	\$63,760	\$75,090
Employment:	10	HOURLY:	\$24.34	\$16.66	\$20.00	\$20.51	\$30.66	\$36.10

47-2044 Tile and Stone Setters

Alternate Job Title(s): Ceramic Tile Installer; Hard Tile Setter; Marble Ceiling Installer; Parquet Floor Layer

Apply hard tile, stone, and comparable materials to walls, floors, ceilings, countertops, and roof decks.

North Dakota		ANNUAL:	\$55,110	\$45,010	\$45,020	\$56,160	\$59,280	\$73,840
Employment:	80	HOURLY:	\$26.49	\$21.64	\$21.64	\$27.00	\$28.50	\$35.50
Region 4		ANNUAL:	\$59,610	\$38,620	\$51,620	\$53,640	\$62,220	\$86,640
Employment:	10	HOURLY:	\$28.66	\$18.57	\$24.82	\$25.79	\$29.91	\$41.65
Region 5		ANNUAL:	\$53,960	\$45,010	\$45,020	\$51,270	\$59,280	\$73,800
Employment:	50	HOURLY:	\$25.94	\$21.64	\$21.64	\$24.65	\$28.50	\$35.48
Region 7		ANNUAL:	\$53,780	\$37,440	\$47,480	\$56,160	\$57,640	\$62,400
Employment:	10	HOURLY:	\$25.86	\$18.00	\$22.83	\$27.00	\$27.71	\$30.00
Bismarck, ND MetroSA		ANNUAL:	\$53,520	\$37,440	\$47,480	\$52,000	\$57,640	\$62,400
Employment:	10	HOURLY:	\$25.73	\$18.00	\$22.83	\$25.00	\$27.71	\$30.00
Fargo, ND-MN MetroSA		ANNUAL:	\$53,700	\$45,010	\$45,020	\$49,920	\$59,280	\$73,800
Employment:	50	HOURLY:	\$25.82	\$21.64	\$21.64	\$24.00	\$28.50	\$35.48

'N/A' indicates data or information cannot be released due to reliability, availability, or confidentiality restrictions. Since a portion of substate employment is not attributed to a region, substate areas will NOT add up to statewide totals. Rounding and the absence of suppressed data may also affect additivity.

		WAGE ESTIMATES						
		Average (Mean)	10th Percentile	25th Percentile	50th Percentile (Median)	75th Percentile	90th Percentile	
47-2051 Cement Masons and Concrete Finishers								
Alternate Job Title(s): Cement Patcher; Concrete Floor Installer; Concrete Swimming Pool Installer								
Smooth and finish surfaces of poured concrete, such as floors, walks, sidewalks, roads, or curbs using a variety of hand and power tools. Align forms for sidewalks, curbs, or gutters; patch voids; and use saws to cut expansion joints. Installers of mortarless segmental concrete masonry wall units are classified in Landscaping and Groundskeeping Workers (37-3011).								
North Dakota		ANNUAL:	\$52,350	\$39,770	\$44,630	\$48,990	\$59,070	\$62,930
Employment:	1,650	HOURLY:	\$25.17	\$19.12	\$21.46	\$23.55	\$28.40	\$30.26
Region 3		ANNUAL:	\$48,790	\$39,750	\$42,830	\$44,020	\$50,090	\$63,130
Employment:	80	HOURLY:	\$23.46	\$19.11	\$20.59	\$21.17	\$24.08	\$30.35
Region 4		ANNUAL:	\$50,980	\$39,160	\$44,520	\$48,010	\$59,070	\$61,730
Employment:	110	HOURLY:	\$24.51	\$18.83	\$21.40	\$23.08	\$28.40	\$29.68
Region 5		ANNUAL:	\$52,490	\$39,960	\$45,870	\$48,720	\$60,010	\$61,790
Employment:	630	HOURLY:	\$25.23	\$19.21	\$22.05	\$23.42	\$28.85	\$29.71
Region 6		ANNUAL:	\$48,060	\$39,150	\$43,770	\$44,550	\$46,840	\$62,930
Employment:	100	HOURLY:	\$23.11	\$18.82	\$21.04	\$21.42	\$22.52	\$30.26
Region 7		ANNUAL:	\$51,630	\$38,760	\$44,090	\$49,580	\$58,390	\$62,490
Employment:	240	HOURLY:	\$24.82	\$18.63	\$21.20	\$23.84	\$28.07	\$30.04
Region 8		ANNUAL:	\$53,230	\$40,110	\$52,500	\$53,790	\$55,810	\$59,070
Employment:	210	HOURLY:	\$25.59	\$19.28	\$25.24	\$25.86	\$26.83	\$28.40
Bismarck, ND MetroSA		ANNUAL:	\$51,830	\$38,760	\$44,380	\$49,580	\$58,390	\$62,490
Employment:	220	HOURLY:	\$24.92	\$18.64	\$21.34	\$23.84	\$28.07	\$30.04
Fargo, ND-MN MetroSA		ANNUAL:	\$53,380	\$41,650	\$46,780	\$48,720	\$60,010	\$62,960
Employment:	630	HOURLY:	\$25.66	\$20.02	\$22.49	\$23.42	\$28.85	\$30.27
Grand Forks, ND-MN MetroSA		ANNUAL:	\$51,640	\$38,470	\$44,620	\$48,010	\$59,870	\$73,730
Employment:	110	HOURLY:	\$24.83	\$18.50	\$21.45	\$23.08	\$28.79	\$35.45
West ND Nonmetro Area		ANNUAL:	\$53,990	\$40,110	\$44,950	\$53,790	\$59,070	\$67,600
Employment:	500	HOURLY:	\$25.96	\$19.28	\$21.61	\$25.86	\$28.40	\$32.50
East ND Nonmetro Area		ANNUAL:	\$48,210	\$39,150	\$42,830	\$44,190	\$49,890	\$62,800
Employment:	230	HOURLY:	\$23.18	\$18.82	\$20.59	\$21.25	\$23.99	\$30.19

'N/A' indicates data or information cannot be released due to reliability, availability, or confidentiality restrictions. Since a portion of substate employment is not attributed to a region, substate areas will NOT add up to statewide totals. Rounding and the absence of suppressed data may also affect additivity.

		WAGE ESTIMATES						
		Average (Mean)	10th Percentile	25th Percentile	50th Percentile (Median)	75th Percentile	90th Percentile	
47-2061 Construction Laborers								
Alternate Job Title(s): Air Hammer Operator; Construction Craft Laborer; Construction Trench Digger								
Perform tasks involving physical labor at construction sites. May operate hand and power tools of all types: air hammers, earth tampers, cement mixers, small mechanical hoists, surveying and measuring equipment, and a variety of other equipment and instruments. May clean and prepare sites, dig trenches, set braces to support the sides of excavations, erect scaffolding, and clean up rubble, debris, and other waste materials. May assist other craft workers. Construction laborers who primarily assist a particular craft worker are classified under Helpers, Construction Trades (47-3010). Excludes Hazardous Materials Removal Workers (47-4041).								
North Dakota		ANNUAL:	\$48,930	\$38,270	\$40,050	\$47,000	\$53,020	\$62,710
Employment:	3,420	HOURLY:	\$23.52	\$18.40	\$19.26	\$22.60	\$25.49	\$30.15
Region 1		ANNUAL:	\$49,970	\$39,270	\$41,690	\$48,970	\$53,020	\$62,400
Employment:	460	HOURLY:	\$24.02	\$18.88	\$20.04	\$23.54	\$25.49	\$30.00
Region 2		ANNUAL:	\$48,750	\$37,540	\$40,040	\$47,170	\$53,020	\$60,930
Employment:	330	HOURLY:	\$23.43	\$18.05	\$19.25	\$22.68	\$25.49	\$29.29
Region 4		ANNUAL:	\$47,360	\$37,710	\$39,050	\$45,250	\$49,440	\$60,710
Employment:	320	HOURLY:	\$22.77	\$18.13	\$18.77	\$21.75	\$23.77	\$29.19
Region 5		ANNUAL:	\$48,820	\$38,440	\$40,050	\$47,140	\$51,960	\$63,070
Employment:	1,220	HOURLY:	\$23.47	\$18.48	\$19.25	\$22.67	\$24.98	\$30.32
Region 6		ANNUAL:	\$47,750	\$37,880	\$39,190	\$45,880	\$49,220	\$62,230
Employment:	170	HOURLY:	\$22.96	\$18.21	\$18.84	\$22.06	\$23.66	\$29.92
Region 7		ANNUAL:	\$48,810	\$38,150	\$40,040	\$47,080	\$54,080	\$62,710
Employment:	600	HOURLY:	\$23.46	\$18.34	\$19.25	\$22.63	\$26.00	\$30.15
Region 8		ANNUAL:	\$51,730	\$39,590	\$42,910	\$49,220	\$58,160	\$65,470
Employment:	220	HOURLY:	\$24.87	\$19.03	\$20.63	\$23.67	\$27.96	\$31.48
Bismarck, ND MetroSA		ANNUAL:	\$48,450	\$38,170	\$39,800	\$46,800	\$53,020	\$61,160
Employment:	510	HOURLY:	\$23.29	\$18.35	\$19.14	\$22.50	\$25.49	\$29.40
Fargo, ND-MN MetroSA		ANNUAL:	\$49,780	\$38,490	\$40,510	\$47,370	\$53,420	\$63,180
Employment:	1,280	HOURLY:	\$23.93	\$18.51	\$19.48	\$22.77	\$25.68	\$30.38
Grand Forks, ND-MN MetroSA		ANNUAL:	\$50,290	\$37,860	\$39,380	\$46,590	\$56,270	\$73,490
Employment:	410	HOURLY:	\$24.18	\$18.20	\$18.93	\$22.40	\$27.05	\$35.33
West ND Nonmetro Area		ANNUAL:	\$50,030	\$38,760	\$41,690	\$48,760	\$55,130	\$63,140
Employment:	1,100	HOURLY:	\$24.05	\$18.64	\$20.04	\$23.44	\$26.50	\$30.36
East ND Nonmetro Area		ANNUAL:	\$48,210	\$35,860	\$39,890	\$46,110	\$53,640	\$65,000
Employment:	420	HOURLY:	\$23.18	\$17.24	\$19.18	\$22.17	\$25.79	\$31.25

47-2071 Paving, Surfacing, and Tamping Equipment Operators**Alternate Job Title(s):** Asphalt Roller Operator; Blacktop-Paver Operator; Road Grader

Operate equipment used for applying concrete, asphalt, or other materials to road beds, parking lots, or airport runways and taxiways or for tamping gravel, dirt, or other materials. Includes concrete and asphalt paving machine operators, form tampers, tamping machine operators, and stone spreader operators.

Fargo, ND-MN MetroSA		ANNUAL:	\$60,940	\$42,820	\$44,950	\$63,850	\$75,040	\$78,510
Employment:	30	HOURLY:	\$29.30	\$20.59	\$21.61	\$30.70	\$36.08	\$37.75

'N/A' indicates data or information cannot be released due to reliability, availability, or confidentiality restrictions. Since a portion of substate employment is not attributed to a region, substate areas will NOT add up to statewide totals. Rounding and the absence of suppressed data may also affect additivity.

		WAGE ESTIMATES						
		Average (Mean)	10th Percentile	25th Percentile	50th Percentile (Median)	75th Percentile	90th Percentile	
47-2073 Operating Engineers and Other Construction Equipment Operators								
Alternate Job Title(s): Construction Bulldozer Operator; Road Grader; Steam Shovel Operator								
Operate one or several types of power construction equipment, such as motor graders, bulldozers, scrapers, compressors, pumps, derricks, shovels, tractors, or front-end loaders to excavate, move, and grade earth, erect structures, or pour concrete or other hard surface pavement. May repair and maintain equipment in addition to other duties. Excludes Extraction Workers (47-5000) and Crane and Tower Operators (53-7021).								
North Dakota		ANNUAL:	\$64,650	\$47,910	\$53,070	\$62,020	\$71,220	\$81,530
Employment:	3,880	HOURLY:	\$31.08	\$23.04	\$25.51	\$29.82	\$34.24	\$39.20
Region 1		ANNUAL:	\$63,300	\$47,920	\$58,990	\$62,250	\$67,370	\$77,250
Employment:	870	HOURLY:	\$30.43	\$23.04	\$28.36	\$29.93	\$32.39	\$37.14
Region 2		ANNUAL:	\$61,760	\$48,300	\$54,960	\$62,020	\$66,770	\$75,800
Employment:	460	HOURLY:	\$29.69	\$23.22	\$26.42	\$29.82	\$32.10	\$36.44
Region 3		ANNUAL:	\$56,450	\$48,210	\$49,950	\$52,210	\$63,550	\$70,720
Employment:	140	HOURLY:	\$27.14	\$23.18	\$24.01	\$25.10	\$30.55	\$34.00
Region 4		ANNUAL:	\$58,530	\$46,750	\$52,160	\$59,450	\$62,230	\$71,440
Employment:	320	HOURLY:	\$28.14	\$22.47	\$25.08	\$28.58	\$29.92	\$34.34
Region 5		ANNUAL:	\$59,030	\$47,710	\$49,510	\$59,710	\$63,050	\$73,330
Employment:	660	HOURLY:	\$28.38	\$22.94	\$23.81	\$28.70	\$30.31	\$35.26
Region 6		ANNUAL:	\$56,840	\$47,420	\$48,260	\$54,210	\$63,690	\$73,600
Employment:	170	HOURLY:	\$27.33	\$22.80	\$23.20	\$26.06	\$30.62	\$35.39
Region 7		ANNUAL:	\$77,670	\$48,070	\$56,840	\$74,970	\$107,530	\$111,240
Employment:	830	HOURLY:	\$37.34	\$23.11	\$27.33	\$36.04	\$51.70	\$53.48
Region 8		ANNUAL:	\$64,150	\$51,080	\$61,340	\$66,360	\$67,370	\$71,980
Employment:	400	HOURLY:	\$30.84	\$24.56	\$29.49	\$31.90	\$32.39	\$34.61
Bismarck, ND MetroSA		ANNUAL:	\$61,380	\$44,220	\$49,070	\$60,400	\$69,960	\$79,650
Employment:	420	HOURLY:	\$29.51	\$21.26	\$23.59	\$29.04	\$33.63	\$38.29
Fargo, ND-MN MetroSA		ANNUAL:	\$60,400	\$47,730	\$52,120	\$59,930	\$63,700	\$77,370
Employment:	650	HOURLY:	\$29.04	\$22.95	\$25.06	\$28.81	\$30.63	\$37.20
Grand Forks, ND-MN MetroSA		ANNUAL:	\$60,450	\$46,600	\$52,160	\$60,710	\$62,230	\$78,350
Employment:	300	HOURLY:	\$29.06	\$22.40	\$25.08	\$29.19	\$29.92	\$37.67
West ND Nonmetro Area		ANNUAL:	\$69,080	\$48,450	\$59,710	\$64,670	\$75,760	\$107,530
Employment:	2,140	HOURLY:	\$33.21	\$23.29	\$28.71	\$31.09	\$36.42	\$51.70
East ND Nonmetro Area		ANNUAL:	\$56,670	\$47,490	\$49,340	\$52,210	\$63,470	\$71,990
Employment:	450	HOURLY:	\$27.25	\$22.83	\$23.72	\$25.10	\$30.52	\$34.61

'N/A' indicates data or information cannot be released due to reliability, availability, or confidentiality restrictions. Since a portion of substate employment is not attributed to a region, substate areas will NOT add up to statewide totals. Rounding and the absence of suppressed data may also affect additivity.

			WAGE ESTIMATES					
			Average (Mean)	10th Percentile	25th Percentile	50th Percentile (Median)	75th Percentile	90th Percentile

47-2081 Drywall and Ceiling Tile Installers

Alternate Job Title(s): Acoustical Ceiling Installer; Drywall Finisher; Sheet Rock Hanger

Apply plasterboard or other wallboard to ceilings or interior walls of buildings. Apply or mount acoustical tiles or blocks, strips, or sheets of shock-absorbing materials to ceilings and walls of buildings to reduce or reflect sound. Materials may be of decorative quality. Includes lathers who fasten wooden, metal, or rockboard lath to walls, ceilings, or partitions of buildings to provide support base for plaster, fireproofing, or acoustical material. Excludes Carpenters (47-2031), Carpet Installers (47-2041), and Tile and Stone Setters (47-2044).

North Dakota		ANNUAL:	\$53,410	\$32,330	\$36,880	\$57,200	\$57,630	\$89,470
Employment:	N/A	HOURLY:	\$25.68	\$15.54	\$17.73	\$27.50	\$27.71	\$43.01
Region 5		ANNUAL:	\$53,630	\$32,330	\$36,890	\$57,630	\$57,630	\$89,470
Employment:	10	HOURLY:	\$25.78	\$15.54	\$17.73	\$27.71	\$27.71	\$43.01
Fargo, ND-MN MetroSA		ANNUAL:	\$57,960	\$36,880	\$45,720	\$57,630	\$74,200	\$74,320
Employment:	20	HOURLY:	\$27.86	\$17.73	\$21.98	\$27.71	\$35.68	\$35.73

47-2082 Tapers

Alternate Job Title(s): Drywall Taper; Sheet Rock Taper; Wall Taper

Seal joints between plasterboard or other wallboard to prepare wall surface for painting or papering.

North Dakota		ANNUAL:	\$72,860	\$51,610	\$60,110	\$77,790	\$78,790	\$95,480
Employment:	80	HOURLY:	\$35.03	\$24.81	\$28.90	\$37.40	\$37.88	\$45.91

'N/A' indicates data or information cannot be released due to reliability, availability, or confidentiality restrictions. Since a portion of substate employment is not attributed to a region, substate areas will NOT add up to statewide totals. Rounding and the absence of suppressed data may also affect additivity.

	WAGE ESTIMATES						
	Average (Mean)	10th Percentile	25th Percentile	50th Percentile (Median)	75th Percentile	90th Percentile	
47-2111 Electricians							
Alternate Job Title(s): Electrical Sign Wirer; Master Electrician; Solar Photovoltaic Electrician							
Install, maintain, and repair electrical wiring, equipment, and fixtures. Ensure that work is in accordance with relevant codes. May install or service street lights, intercom systems, or electrical control systems. Excludes Security and Fire Alarm Systems Installers (49-2098).							
North Dakota	ANNUAL:	\$72,850	\$43,190	\$54,890	\$76,120	\$84,980	\$100,750
Employment: 3,180	HOURLY:	\$35.02	\$20.77	\$26.39	\$36.60	\$40.86	\$48.44
Region 1	ANNUAL:	\$78,320	\$46,170	\$62,800	\$78,670	\$95,420	\$102,720
Employment: 580	HOURLY:	\$37.65	\$22.20	\$30.19	\$37.82	\$45.87	\$49.38
Region 2	ANNUAL:	\$77,490	\$43,840	\$56,840	\$78,440	\$97,300	\$110,240
Employment: 490	HOURLY:	\$37.26	\$21.08	\$27.33	\$37.71	\$46.78	\$53.00
Region 3	ANNUAL:	\$65,830	\$42,980	\$54,480	\$64,620	\$79,570	\$91,070
Employment: 50	HOURLY:	\$31.65	\$20.66	\$26.19	\$31.07	\$38.25	\$43.78
Region 4	ANNUAL:	\$69,300	\$42,910	\$56,560	\$68,310	\$78,380	\$99,010
Employment: 300	HOURLY:	\$33.32	\$20.63	\$27.19	\$32.84	\$37.68	\$47.60
Region 5	ANNUAL:	\$68,610	\$40,230	\$51,720	\$68,180	\$78,650	\$93,920
Employment: 880	HOURLY:	\$32.99	\$19.34	\$24.87	\$32.78	\$37.81	\$45.16
Region 6	ANNUAL:	\$66,520	\$42,910	\$51,360	\$63,960	\$79,270	\$95,090
Employment: 100	HOURLY:	\$31.98	\$20.63	\$24.69	\$30.75	\$38.11	\$45.72
Region 7	ANNUAL:	\$73,140	\$43,250	\$55,910	\$76,250	\$84,240	\$111,610
Employment: 430	HOURLY:	\$35.16	\$20.79	\$26.88	\$36.66	\$40.50	\$53.66
Region 8	ANNUAL:	\$73,830	\$40,290	\$55,290	\$77,260	\$93,980	\$99,750
Employment: 330	HOURLY:	\$35.49	\$19.37	\$26.58	\$37.14	\$45.18	\$47.96
Bismarck, ND MetroSA	ANNUAL:	\$66,680	\$42,000	\$47,990	\$64,540	\$77,670	\$94,020
Employment: 330	HOURLY:	\$32.06	\$20.19	\$23.07	\$31.03	\$37.34	\$45.20
Fargo, ND-MN MetroSA	ANNUAL:	\$68,280	\$40,230	\$51,150	\$68,180	\$77,500	\$93,920
Employment: 820	HOURLY:	\$32.83	\$19.34	\$24.59	\$32.78	\$37.26	\$45.16
Grand Forks, ND-MN MetroSA	ANNUAL:	\$70,270	\$45,750	\$57,000	\$68,310	\$79,170	\$103,010
Employment: 310	HOURLY:	\$33.79	\$22.00	\$27.40	\$32.84	\$38.06	\$49.53
West ND Nonmetro Area	ANNUAL:	\$78,200	\$45,530	\$59,260	\$78,740	\$96,190	\$110,260
Employment: 1,490	HOURLY:	\$37.60	\$21.89	\$28.49	\$37.86	\$46.24	\$53.01
East ND Nonmetro Area	ANNUAL:	\$66,840	\$42,910	\$50,710	\$65,350	\$79,570	\$94,630
Employment: 350	HOURLY:	\$32.14	\$20.63	\$24.38	\$31.42	\$38.25	\$45.49

'N/A' indicates data or information cannot be released due to reliability, availability, or confidentiality restrictions. Since a portion of substate employment is not attributed to a region, substate areas will NOT add up to statewide totals. Rounding and the absence of suppressed data may also affect additivity.

			WAGE ESTIMATES					
			Average (Mean)	10th Percentile	25th Percentile	50th Percentile (Median)	75th Percentile	90th Percentile
47-2121 Glaziers								
Alternate Job Title(s): Plate Glass Installer; Stained Glass Joiner								
Install glass in windows, skylights, store fronts, and display cases, or on surfaces, such as building fronts, interior walls, ceilings, and tabletops.								
North Dakota		ANNUAL:	\$58,690	\$45,510	\$50,730	\$60,400	\$65,320	\$68,100
Employment:	190	HOURLY:	\$28.22	\$21.88	\$24.39	\$29.04	\$31.41	\$32.74
Region 5		ANNUAL:	\$59,850	\$49,810	\$50,730	\$61,850	\$65,970	\$69,100
Employment:	100	HOURLY:	\$28.78	\$23.95	\$24.39	\$29.74	\$31.72	\$33.22
Region 7		ANNUAL:	\$57,350	\$44,730	\$48,530	\$59,200	\$63,210	\$65,320
Employment:	50	HOURLY:	\$27.57	\$21.51	\$23.33	\$28.46	\$30.39	\$31.41
Bismarck, ND MetroSA		ANNUAL:	\$57,200	\$44,530	\$48,530	\$58,780	\$63,210	\$65,320
Employment:	50	HOURLY:	\$27.50	\$21.41	\$23.33	\$28.26	\$30.39	\$31.41
Fargo, ND-MN MetroSA		ANNUAL:	\$62,800	\$49,810	\$52,330	\$62,230	\$67,110	\$82,420
Employment:	120	HOURLY:	\$30.19	\$23.95	\$25.16	\$29.92	\$32.27	\$39.63

47-2131 Insulation Workers, Floor, Ceiling, and Wall**Alternate Job Title(s):** Ceiling Insulation Blower; Composition Weatherboard Installer; Interior Surface Insulation Worker

Line and cover structures with insulating materials. May work with batt, roll, or blown insulation materials.

North Dakota		ANNUAL:	\$50,010	\$35,650	\$39,160	\$47,570	\$57,440	\$64,120
Employment:	250	HOURLY:	\$24.04	\$17.14	\$18.83	\$22.87	\$27.61	\$30.83
Region 4		ANNUAL:	\$49,880	\$35,650	\$38,040	\$47,080	\$61,980	\$62,700
Employment:	50	HOURLY:	\$23.98	\$17.14	\$18.29	\$22.63	\$29.80	\$30.14
Region 7		ANNUAL:	\$48,090	\$31,420	\$39,160	\$47,930	\$49,670	\$63,020
Employment:	60	HOURLY:	\$23.12	\$15.11	\$18.82	\$23.04	\$23.88	\$30.30
Bismarck, ND MetroSA		ANNUAL:	\$47,980	\$31,420	\$39,160	\$47,930	\$49,670	\$63,020
Employment:	60	HOURLY:	\$23.07	\$15.11	\$18.83	\$23.04	\$23.88	\$30.30
Grand Forks, ND-MN MetroSA		ANNUAL:	\$48,710	\$35,650	\$38,040	\$46,120	\$56,080	\$62,620
Employment:	50	HOURLY:	\$23.42	\$17.14	\$18.29	\$22.18	\$26.96	\$30.11

'N/A' indicates data or information cannot be released due to reliability, availability, or confidentiality restrictions. Since a portion of substate employment is not attributed to a region, substate areas will NOT add up to statewide totals. Rounding and the absence of suppressed data may also affect additivity.

		WAGE ESTIMATES						
		Average (Mean)	10th Percentile	25th Percentile	50th Percentile (Median)	75th Percentile	90th Percentile	
47-2132 Insulation Workers, Mechanical								
Alternate Job Title(s): Boiler Coverer; Pipe Coverer; Pipe Insulator								
Apply insulating materials to pipes or ductwork, or other mechanical systems in order to help control and maintain temperature.								
North Dakota		ANNUAL:	\$59,290	\$43,610	\$49,400	\$57,630	\$71,460	\$73,610
Employment:	180	HOURLY:	\$28.51	\$20.97	\$23.75	\$27.71	\$34.36	\$35.39
Region 1		ANNUAL:	\$58,890	\$43,610	\$52,880	\$54,590	\$71,460	\$73,110
Employment:	40	HOURLY:	\$28.31	\$20.97	\$25.43	\$26.25	\$34.36	\$35.15
Region 4		ANNUAL:	\$64,690	\$44,510	\$48,980	\$66,040	\$72,840	\$88,450
Employment:	20	HOURLY:	\$31.10	\$21.40	\$23.55	\$31.75	\$35.02	\$42.52
Region 5		ANNUAL:	\$56,420	\$40,470	\$49,650	\$51,190	\$60,480	\$73,800
Employment:	60	HOURLY:	\$27.12	\$19.46	\$23.87	\$24.61	\$29.07	\$35.48
Fargo, ND-MN MetroSA		ANNUAL:	\$55,790	\$40,470	\$49,710	\$52,920	\$62,170	\$73,800
Employment:	60	HOURLY:	\$26.82	\$19.46	\$23.90	\$25.44	\$29.89	\$35.48
Grand Forks, ND-MN MetroSA		ANNUAL:	\$65,060	\$40,640	\$48,980	\$66,040	\$85,970	\$88,450
Employment:	20	HOURLY:	\$31.28	\$19.54	\$23.55	\$31.75	\$41.33	\$42.52
West ND Nonmetro Area		ANNUAL:	\$59,830	\$47,680	\$52,890	\$54,600	\$71,460	\$73,110
Employment:	60	HOURLY:	\$28.76	\$22.92	\$25.43	\$26.25	\$34.36	\$35.15

47-2141 Painters, Construction and Maintenance**Alternate Job Title(s):** Bridge Painter; House Painter; Traffic Line Painter

Paint walls, equipment, buildings, bridges, and other structural surfaces, using brushes, rollers, and spray guns. May remove old paint to prepare surface prior to painting. May mix colors or oils to obtain desired color or consistency. Excludes Paperhangers (47-2142).

North Dakota		ANNUAL:	\$49,380	\$37,590	\$38,650	\$45,270	\$59,980	\$69,990
Employment:	440	HOURLY:	\$23.74	\$18.07	\$18.58	\$21.76	\$28.84	\$33.65
Region 2		ANNUAL:	\$49,180	\$37,740	\$38,090	\$47,170	\$60,410	\$70,490
Employment:	30	HOURLY:	\$23.64	\$18.15	\$18.31	\$22.68	\$29.04	\$33.89
Region 4		ANNUAL:	\$44,130	\$33,900	\$38,100	\$39,390	\$46,260	\$62,180
Employment:	50	HOURLY:	\$21.22	\$16.30	\$18.32	\$18.94	\$22.24	\$29.90
Region 5		ANNUAL:	\$50,840	\$37,930	\$39,000	\$45,420	\$60,170	\$70,380
Employment:	200	HOURLY:	\$24.44	\$18.24	\$18.75	\$21.83	\$28.93	\$33.84
Region 7		ANNUAL:	\$49,480	\$37,630	\$38,640	\$45,820	\$59,980	\$69,670
Employment:	110	HOURLY:	\$23.79	\$18.09	\$18.58	\$22.03	\$28.83	\$33.50
Bismarck, ND MetroSA		ANNUAL:	\$49,470	\$37,630	\$38,640	\$45,980	\$59,980	\$69,420
Employment:	110	HOURLY:	\$23.78	\$18.09	\$18.58	\$22.11	\$28.84	\$33.37
Fargo, ND-MN MetroSA		ANNUAL:	\$50,980	\$37,590	\$39,470	\$45,870	\$60,170	\$69,940
Employment:	230	HOURLY:	\$24.51	\$18.07	\$18.98	\$22.05	\$28.93	\$33.63
Grand Forks, ND-MN MetroSA		ANNUAL:	\$43,410	\$33,900	\$37,230	\$39,380	\$46,140	\$62,180
Employment:	50	HOURLY:	\$20.87	\$16.30	\$17.90	\$18.93	\$22.18	\$29.90
West ND Nonmetro Area		ANNUAL:	\$49,070	\$34,720	\$37,740	\$45,080	\$59,680	\$75,530
Employment:	70	HOURLY:	\$23.59	\$16.69	\$18.15	\$21.67	\$28.69	\$36.31

'N/A' indicates data or information cannot be released due to reliability, availability, or confidentiality restrictions. Since a portion of substate employment is not attributed to a region, substate areas will NOT add up to statewide totals. Rounding and the absence of suppressed data may also affect additivity.

		WAGE ESTIMATES					
		Average (Mean)	10th Percentile	25th Percentile	50th Percentile (Median)	75th Percentile	90th Percentile

47-2151 Pipelayers

Alternate Job Title(s): Cast-Iron Drain Pipe Layer; Trench Pipe Layer; Water Main Pipe Layer

Lay pipe for storm or sanitation sewers, drains, and water mains. Perform any combination of the following tasks: grade trenches or culverts, position pipe, or seal joints. Excludes Welders, Cutters, Solderers, and Brazers (51-4121).

North Dakota		ANNUAL:	\$53,080	\$38,560	\$46,470	\$54,770	\$58,980	\$68,660
Employment:	120	HOURLY:	\$25.52	\$18.54	\$22.34	\$26.33	\$28.36	\$33.01
Region 5		ANNUAL:	\$57,390	\$46,430	\$54,770	\$58,080	\$58,990	\$68,660
Employment:	40	HOURLY:	\$27.59	\$22.32	\$26.33	\$27.92	\$28.36	\$33.01
Fargo, ND-MN MetroSA		ANNUAL:	\$57,540	\$46,750	\$54,770	\$58,100	\$59,060	\$68,660
Employment:	50	HOURLY:	\$27.66	\$22.48	\$26.33	\$27.93	\$28.39	\$33.01

47-2152 Plumbers, Pipefitters, and Steamfitters

Alternate Job Title(s): Fire Sprinkler Installer; Solar Thermal Installer; Sprinkler Fitter

Assemble, install, alter, and repair pipelines or pipe systems that carry water, steam, air, or other liquids or gases. May install heating and cooling equipment and mechanical control systems. Includes sprinkler fitters.

North Dakota		ANNUAL:	\$65,140	\$40,160	\$49,510	\$62,280	\$77,430	\$94,630
Employment:	1,560	HOURLY:	\$31.32	\$19.31	\$23.81	\$29.94	\$37.23	\$45.50
Region 2		ANNUAL:	\$67,340	\$42,070	\$53,030	\$64,400	\$83,250	\$83,950
Employment:	190	HOURLY:	\$32.38	\$20.23	\$25.49	\$30.96	\$40.02	\$40.36
Region 3		ANNUAL:	\$57,850	\$39,010	\$52,000	\$58,240	\$63,590	\$73,980
Employment:	30	HOURLY:	\$27.81	\$18.75	\$25.00	\$28.00	\$30.57	\$35.57
Region 4		ANNUAL:	\$60,300	\$39,380	\$47,400	\$60,020	\$67,990	\$78,390
Employment:	230	HOURLY:	\$28.99	\$18.93	\$22.79	\$28.86	\$32.69	\$37.69
Region 5		ANNUAL:	\$64,390	\$40,000	\$48,200	\$63,110	\$77,610	\$86,090
Employment:	560	HOURLY:	\$30.96	\$19.23	\$23.17	\$30.34	\$37.31	\$41.39
Region 6		ANNUAL:	\$60,290	\$36,890	\$48,110	\$58,290	\$71,540	\$82,020
Employment:	80	HOURLY:	\$28.98	\$17.74	\$23.13	\$28.02	\$34.39	\$39.43
Region 7		ANNUAL:	\$63,250	\$43,000	\$48,860	\$60,310	\$75,660	\$82,130
Employment:	260	HOURLY:	\$30.41	\$20.67	\$23.49	\$29.00	\$36.37	\$39.48
Bismarck, ND MetroSA		ANNUAL:	\$64,170	\$43,000	\$48,840	\$62,680	\$76,340	\$82,980
Employment:	210	HOURLY:	\$30.85	\$20.68	\$23.48	\$30.13	\$36.70	\$39.90
Fargo, ND-MN MetroSA		ANNUAL:	\$64,590	\$40,060	\$48,420	\$63,350	\$77,300	\$86,090
Employment:	540	HOURLY:	\$31.05	\$19.26	\$23.28	\$30.46	\$37.16	\$41.39
Grand Forks, ND-MN MetroSA		ANNUAL:	\$60,560	\$39,720	\$47,400	\$60,470	\$67,990	\$78,270
Employment:	220	HOURLY:	\$29.11	\$19.09	\$22.79	\$29.07	\$32.69	\$37.63
West ND Nonmetro Area		ANNUAL:	\$70,390	\$42,070	\$53,190	\$68,740	\$83,630	\$98,560
Employment:	450	HOURLY:	\$33.84	\$20.23	\$25.57	\$33.05	\$40.21	\$47.39
East ND Nonmetro Area		ANNUAL:	\$59,810	\$37,030	\$50,350	\$58,240	\$72,800	\$82,920
Employment:	200	HOURLY:	\$28.76	\$17.80	\$24.21	\$28.00	\$35.00	\$39.87

'N/A' indicates data or information cannot be released due to reliability, availability, or confidentiality restrictions. Since a portion of substate employment is not attributed to a region, substate areas will NOT add up to statewide totals. Rounding and the absence of suppressed data may also affect additivity.

			WAGE ESTIMATES					
			Average (Mean)	10th Percentile	25th Percentile	50th Percentile (Median)	75th Percentile	90th Percentile
47-2181 Roofers								
Alternate Job Title(s): Hot Tar Roofer; Shingles Roofer; Terra Cotta Roofer								
Cover roofs of structures with shingles, slate, asphalt, aluminum, wood, or related materials. May spray roofs, sidings, and walls with material to bind, seal, insulate, or soundproof sections of structures.								
North Dakota		ANNUAL:	\$54,460	\$38,800	\$44,950	\$48,460	\$57,980	\$81,280
Employment:	360	HOURLY:	\$26.18	\$18.66	\$21.61	\$23.30	\$27.88	\$39.08
Region 4		ANNUAL:	\$51,430	\$38,890	\$38,890	\$48,910	\$56,070	\$76,340
Employment:	50	HOURLY:	\$24.72	\$18.70	\$18.70	\$23.52	\$26.96	\$36.70
Region 5		ANNUAL:	\$55,680	\$39,250	\$45,950	\$48,740	\$60,160	\$80,940
Employment:	140	HOURLY:	\$26.77	\$18.87	\$22.09	\$23.43	\$28.92	\$38.92
Fargo, ND-MN MetroSA		ANNUAL:	\$55,680	\$39,250	\$45,950	\$48,740	\$60,160	\$80,940
Employment:	140	HOURLY:	\$26.77	\$18.87	\$22.09	\$23.43	\$28.92	\$38.92
Grand Forks, ND-MN MetroSA		ANNUAL:	\$51,310	\$38,720	\$38,890	\$47,790	\$55,960	\$87,510
Employment:	40	HOURLY:	\$24.67	\$18.62	\$18.70	\$22.98	\$26.91	\$42.07
East ND Nonmetro Area		ANNUAL:	\$52,570	\$40,470	\$43,740	\$49,720	\$56,910	\$64,540
Employment:	30	HOURLY:	\$25.27	\$19.46	\$21.03	\$23.90	\$27.36	\$31.03

47-2211 Sheet Metal Workers

Alternate Job Title(s): Heating, Ventilation, and Air Conditioning (HVAC) Sheet Metal Installer; Sheet Metal Former; Tinsmith

Fabricate, assemble, install, and repair sheet metal products and equipment, such as ducts, control boxes, drainpipes, and furnace casings. Work may involve any of the following: setting up and operating fabricating machines to cut, bend, and straighten sheet metal; shaping metal over anvils, blocks, or forms using hammer; operating soldering and welding equipment to join sheet metal parts; or inspecting, assembling, and smoothing seams and joints of burred surfaces. Includes sheet metal duct installers who install prefabricated sheet metal ducts used for heating, air conditioning, or other purposes.

North Dakota		ANNUAL:	\$65,710	\$41,640	\$52,130	\$73,350	\$77,710	\$79,420
Employment:	370	HOURLY:	\$31.59	\$20.02	\$25.06	\$35.26	\$37.36	\$38.18
Region 2		ANNUAL:	\$69,140	\$49,070	\$52,610	\$77,600	\$80,840	\$80,840
Employment:	70	HOURLY:	\$33.24	\$23.59	\$25.29	\$37.31	\$38.86	\$38.86
Region 4		ANNUAL:	\$63,180	\$40,890	\$50,500	\$64,910	\$77,310	\$79,420
Employment:	100	HOURLY:	\$30.37	\$19.66	\$24.28	\$31.21	\$37.17	\$38.18
Region 5		ANNUAL:	\$65,890	\$45,450	\$51,910	\$76,120	\$78,070	\$78,360
Employment:	110	HOURLY:	\$31.68	\$21.85	\$24.96	\$36.59	\$37.54	\$37.67
Fargo, ND-MN MetroSA		ANNUAL:	\$63,700	\$45,450	\$48,070	\$64,900	\$78,070	\$78,360
Employment:	120	HOURLY:	\$30.63	\$21.85	\$23.11	\$31.20	\$37.54	\$37.68
Grand Forks, ND-MN MetroSA		ANNUAL:	\$62,770	\$40,890	\$50,500	\$64,230	\$75,810	\$79,420
Employment:	100	HOURLY:	\$30.18	\$19.66	\$24.28	\$30.88	\$36.45	\$38.18
West ND Nonmetro Area		ANNUAL:	\$67,740	\$41,640	\$52,610	\$77,600	\$77,750	\$80,840
Employment:	90	HOURLY:	\$32.57	\$20.02	\$25.29	\$37.31	\$37.38	\$38.87

'N/A' indicates data or information cannot be released due to reliability, availability, or confidentiality restrictions. Since a portion of substate employment is not attributed to a region, substate areas will NOT add up to statewide totals. Rounding and the absence of suppressed data may also affect additivity.

		WAGE ESTIMATES					
		Average (Mean)	10th Percentile	25th Percentile	50th Percentile (Median)	75th Percentile	90th Percentile

47-2221 Structural Iron and Steel Workers

Alternate Job Title(s): Bridge Ironworker; Precast Concrete Ironworker; Wind Turbine Erector

Raise, place, and unite iron or steel girders, columns, and other structural members to form completed structures or structural frameworks. May erect metal storage tanks and assemble prefabricated metal buildings. Excludes Reinforcing Iron and Rebar Workers (47-2171).

North Dakota		ANNUAL:	\$64,870	\$49,200	\$50,130	\$61,100	\$77,330	\$80,080
Employment:	270	HOURLY:	\$31.19	\$23.65	\$24.10	\$29.38	\$37.18	\$38.50
Region 5		ANNUAL:	\$62,990	\$49,200	\$49,670	\$59,540	\$77,240	\$79,940
Employment:	160	HOURLY:	\$30.28	\$23.65	\$23.88	\$28.63	\$37.13	\$38.43
Fargo, ND-MN MetroSA		ANNUAL:	\$66,960	\$49,200	\$51,200	\$70,270	\$77,240	\$89,380
Employment:	200	HOURLY:	\$32.19	\$23.65	\$24.62	\$33.78	\$37.13	\$42.97

47-3011 Helpers--Brickmasons, Blockmasons, Stonemasons, and Tile and Marble Setters

Alternate Job Title(s): Brick Carrier; Brick Washer; Refractory Tile Helper

Help brickmasons, blockmasons, stonemasons, or tile and marble setters by performing duties requiring less skill. Duties include using, supplying, or holding materials or tools, and cleaning work area and equipment. Construction laborers who do not primarily assist brickmasons, blockmasons, and stonemasons or tile and marble setters are classified under Construction Laborers (47-2061). Apprentice workers are classified with the appropriate skilled construction trade occupation (47-2011 through 47-2231).

North Dakota		ANNUAL:	\$47,040	\$38,410	\$38,810	\$47,380	\$50,430	\$57,880
Employment:	60	HOURLY:	\$22.62	\$18.47	\$18.66	\$22.78	\$24.25	\$27.83
Region 2		ANNUAL:	\$47,340	\$38,620	\$38,900	\$48,260	\$52,990	\$57,360
Employment:	10	HOURLY:	\$22.76	\$18.57	\$18.70	\$23.20	\$25.48	\$27.58
Region 5		ANNUAL:	\$47,250	\$38,370	\$38,660	\$46,800	\$49,350	\$57,930
Employment:	40	HOURLY:	\$22.72	\$18.45	\$18.58	\$22.50	\$23.73	\$27.85
Fargo, ND-MN MetroSA		ANNUAL:	\$47,250	\$38,370	\$38,660	\$46,800	\$49,350	\$57,930
Employment:	40	HOURLY:	\$22.72	\$18.45	\$18.59	\$22.50	\$23.73	\$27.85
West ND Nonmetro Area		ANNUAL:	\$46,630	\$38,620	\$38,870	\$48,260	\$50,980	\$57,360
Employment:	20	HOURLY:	\$22.42	\$18.57	\$18.69	\$23.20	\$24.51	\$27.58

47-3012 Helpers--Carpenters

Alternate Job Title(s): Carpenter Assistant; Hardwood Floor Installation Helper

Help carpenters by performing duties requiring less skill. Duties include using, supplying, or holding materials or tools, and cleaning work area and equipment. Construction laborers who do not primarily assist carpenters are classified under Construction Laborers (47-2061). Apprentice workers are classified with the appropriate skilled construction trade occupation (47-2011 through 47-2231).

North Dakota		ANNUAL:	\$51,460	\$45,230	\$45,760	\$51,600	\$57,550	\$59,070
Employment:	40	HOURLY:	\$24.74	\$21.75	\$22.00	\$24.81	\$27.67	\$28.40

47-3015 Helpers--Pipelayers, Plumbers, Pipefitters, and Steamfitters

Alternate Job Title(s): Industrial Gas Fitter Helper; Marine Pipefitter Helper; Plumber Assistant; Water Main Installer Helper

Help plumbers, pipefitters, steamfitters, or pipelayers by performing duties requiring less skill. Duties include using, supplying, or holding materials or tools, and cleaning work area and equipment. Construction laborers who do not primarily assist plumbers, pipefitters, steamfitters, or pipelayers are classified under Construction Laborers (47-2061). Apprentice workers are classified with the appropriate skilled construction trade occupation (47-2011 through 47-2231).

North Dakota		ANNUAL:	\$47,080	\$34,750	\$37,350	\$49,350	\$49,350	\$59,490
Employment:	70	HOURLY:	\$22.64	\$16.71	\$17.96	\$23.72	\$23.73	\$28.60
West ND Nonmetro Area		ANNUAL:	\$49,070	\$49,350	\$49,350	\$49,350	\$49,350	\$49,360
Employment:	N/A	HOURLY:	\$23.59	\$23.72	\$23.72	\$23.73	\$23.73	\$23.73

'N/A' indicates data or information cannot be released due to reliability, availability, or confidentiality restrictions. Since a portion of substate employment is not attributed to a region, substate areas will NOT add up to statewide totals. Rounding and the absence of suppressed data may also affect additivity.

			WAGE ESTIMATES					
			Average (Mean)	10th Percentile	25th Percentile	50th Percentile (Median)	75th Percentile	90th Percentile

47-4011 Construction and Building Inspectors

Alternate Job Title(s): Electrical Inspector; Elevator Inspector; Highway Inspector; Home Inspector

Inspect structures using engineering skills to determine structural soundness and compliance with specifications, building codes, and other regulations. Inspections may be general in nature or may be limited to a specific area, such as electrical systems or plumbing.

North Dakota		ANNUAL:	\$70,600	\$43,690	\$61,840	\$72,350	\$82,720	\$90,660
Employment:	200	HOURLY:	\$33.94	\$21.00	\$29.73	\$34.78	\$39.77	\$43.59
Region 1		ANNUAL:	\$72,610	\$47,490	\$63,230	\$72,350	\$82,770	\$90,130
Employment:	40	HOURLY:	\$34.91	\$22.83	\$30.40	\$34.78	\$39.79	\$43.33
Region 2		ANNUAL:	\$79,350	\$66,550	\$68,620	\$75,480	\$85,080	\$98,580
Employment:	30	HOURLY:	\$38.15	\$32.00	\$32.99	\$36.29	\$40.91	\$47.39
Region 4		ANNUAL:	\$69,690	\$40,710	\$60,920	\$74,240	\$82,890	\$82,890
Employment:	30	HOURLY:	\$33.51	\$19.57	\$29.29	\$35.69	\$39.85	\$39.85
Region 5		ANNUAL:	\$68,910	\$40,350	\$59,250	\$71,160	\$78,320	\$93,750
Employment:	50	HOURLY:	\$33.13	\$19.40	\$28.49	\$34.21	\$37.65	\$45.07
Region 7		ANNUAL:	\$63,820	\$29,990	\$50,170	\$65,580	\$78,540	\$82,720
Employment:	40	HOURLY:	\$30.68	\$14.42	\$24.12	\$31.53	\$37.76	\$39.77
Bismarck, ND MetroSA		ANNUAL:	\$63,820	\$29,990	\$50,170	\$65,580	\$78,540	\$82,720
Employment:	40	HOURLY:	\$30.69	\$14.42	\$24.12	\$31.53	\$37.76	\$39.77
Fargo, ND-MN MetroSA		ANNUAL:	\$71,450	\$43,110	\$59,890	\$73,690	\$80,970	\$93,750
Employment:	60	HOURLY:	\$34.35	\$20.73	\$28.79	\$35.43	\$38.93	\$45.07
Grand Forks, ND-MN MetroSA		ANNUAL:	\$68,930	\$43,690	\$60,530	\$74,240	\$82,890	\$82,890
Employment:	30	HOURLY:	\$33.14	\$21.00	\$29.10	\$35.69	\$39.85	\$39.85
West ND Nonmetro Area		ANNUAL:	\$74,250	\$50,400	\$64,910	\$73,200	\$82,770	\$96,110
Employment:	70	HOURLY:	\$35.70	\$24.23	\$31.21	\$35.19	\$39.80	\$46.21

47-4031 Fence Erectors

Alternate Job Title(s): Wire Fence Builder; Wood Fence Installer

Erect and repair fences and fence gates, using hand and power tools.

North Dakota		ANNUAL:	\$52,380	\$43,710	\$43,710	\$49,030	\$64,550	\$67,660
Employment:	130	HOURLY:	\$25.19	\$21.01	\$21.01	\$23.57	\$31.03	\$32.53
West ND Nonmetro Area		ANNUAL:	\$56,440	\$49,030	\$49,030	\$49,150	\$67,660	\$68,700
Employment:	50	HOURLY:	\$27.14	\$23.57	\$23.57	\$23.63	\$32.53	\$33.03

47-4041 Hazardous Materials Removal Workers

Alternate Job Title(s): Asbestos Abatement Worker; Decontamination Worker; Irradiated Fuel Handler

Identify, remove, pack, transport, or dispose of hazardous materials, including asbestos, lead-based paint, waste oil, fuel, transmission fluid, radioactive materials, or contaminated soil. Specialized training and certification in hazardous materials handling or a confined entry permit are generally required. May operate earth-moving equipment or trucks.

North Dakota		ANNUAL:	\$54,560	\$49,290	\$52,140	\$52,140	\$54,970	\$65,630
Employment:	N/A	HOURLY:	\$26.23	\$23.70	\$25.07	\$25.07	\$26.43	\$31.55

'N/A' indicates data or information cannot be released due to reliability, availability, or confidentiality restrictions. Since a portion of substate employment is not attributed to a region, substate areas will NOT add up to statewide totals. Rounding and the absence of suppressed data may also affect additivity.

		WAGE ESTIMATES						
		Average (Mean)	10th Percentile	25th Percentile	50th Percentile (Median)	75th Percentile	90th Percentile	
47-4051 Highway Maintenance Workers								
Alternate Job Title(s): Road Patcher; Road Sign Installer								
Maintain highways, municipal and rural roads, airport runways, and rights-of-way. Duties include patching broken or eroded pavement and repairing guard rails, highway markers, and snow fences. May also mow or clear brush from along road, or plow snow from roadway. Excludes Tree Trimmers and Pruners (37-3013).								
North Dakota		ANNUAL:	\$55,690	\$48,050	\$49,650	\$55,490	\$59,250	\$65,210
Employment: 1,020		HOURLY:	\$26.78	\$23.10	\$23.87	\$26.68	\$28.48	\$31.35
Region 1		ANNUAL:	\$57,040	\$48,030	\$50,680	\$57,680	\$59,830	\$71,940
Employment: 90		HOURLY:	\$27.42	\$23.09	\$24.37	\$27.73	\$28.76	\$34.59
Region 2		ANNUAL:	\$55,130	\$46,800	\$50,560	\$55,310	\$58,930	\$60,470
Employment: 130		HOURLY:	\$26.50	\$22.50	\$24.31	\$26.59	\$28.33	\$29.07
Region 3		ANNUAL:	\$54,740	\$48,220	\$48,450	\$55,310	\$59,130	\$63,270
Employment: 120		HOURLY:	\$26.32	\$23.18	\$23.29	\$26.59	\$28.43	\$30.42
Region 4		ANNUAL:	\$55,230	\$47,580	\$49,560	\$55,270	\$59,230	\$67,830
Employment: 100		HOURLY:	\$26.55	\$22.87	\$23.82	\$26.57	\$28.48	\$32.61
Region 5		ANNUAL:	\$56,640	\$48,430	\$50,680	\$57,980	\$60,220	\$71,590
Employment: 170		HOURLY:	\$27.23	\$23.28	\$24.37	\$27.87	\$28.95	\$34.42
Region 6		ANNUAL:	\$53,880	\$47,760	\$48,450	\$54,750	\$58,980	\$63,270
Employment: 130		HOURLY:	\$25.91	\$22.96	\$23.29	\$26.32	\$28.35	\$30.42
Region 7		ANNUAL:	\$55,980	\$48,450	\$52,740	\$55,490	\$58,780	\$62,030
Employment: 190		HOURLY:	\$26.91	\$23.29	\$25.36	\$26.68	\$28.26	\$29.82
Region 8		ANNUAL:	\$57,150	\$48,300	\$51,700	\$58,380	\$59,210	\$67,160
Employment: 90		HOURLY:	\$27.48	\$23.22	\$24.86	\$28.07	\$28.47	\$32.29
Bismarck, ND MetroSA		ANNUAL:	\$56,160	\$48,790	\$52,740	\$55,490	\$58,780	\$62,030
Employment: 140		HOURLY:	\$27.00	\$23.46	\$25.36	\$26.68	\$28.26	\$29.82
Fargo, ND-MN MetroSA		ANNUAL:	\$55,880	\$42,430	\$51,020	\$57,260	\$60,220	\$64,380
Employment: 160		HOURLY:	\$26.86	\$20.40	\$24.53	\$27.53	\$28.95	\$30.95
Grand Forks, ND-MN MetroSA		ANNUAL:	\$55,150	\$47,290	\$54,200	\$56,410	\$58,340	\$63,650
Employment: 120		HOURLY:	\$26.52	\$22.74	\$26.06	\$27.12	\$28.05	\$30.60
West ND Nonmetro Area		ANNUAL:	\$56,160	\$48,030	\$50,680	\$57,530	\$59,200	\$63,270
Employment: 350		HOURLY:	\$27.00	\$23.09	\$24.37	\$27.66	\$28.46	\$30.42
East ND Nonmetro Area		ANNUAL:	\$54,560	\$47,760	\$48,450	\$54,820	\$59,100	\$63,270
Employment: 350		HOURLY:	\$26.23	\$22.96	\$23.29	\$26.36	\$28.41	\$30.42

'N/A' indicates data or information cannot be released due to reliability, availability, or confidentiality restrictions. Since a portion of substate employment is not attributed to a region, substate areas will NOT add up to statewide totals. Rounding and the absence of suppressed data may also affect additivity.

		WAGE ESTIMATES						
		Average (Mean)	10th Percentile	25th Percentile	50th Percentile (Median)	75th Percentile	90th Percentile	
47-4071 Septic Tank Servicers and Sewer Pipe Cleaners								
Alternate Job Title(s): Electric Sewer Cleaning Machine Operator; Septic Tank Cleaner; Sewage Screen Operator								
Clean and repair septic tanks, sewer lines, or drains. May patch walls and partitions of tank, replace damaged drain tile, or repair breaks in underground piping.								
North Dakota		ANNUAL:	\$53,390	\$38,930	\$49,230	\$51,490	\$59,610	\$62,230
Employment:	60	HOURLY:	\$25.67	\$18.71	\$23.67	\$24.76	\$28.66	\$29.92
Region 2		ANNUAL:	\$52,540	\$37,130	\$41,060	\$50,810	\$60,050	\$70,390
Employment:	10	HOURLY:	\$25.26	\$17.85	\$19.74	\$24.43	\$28.87	\$33.84
Fargo, ND-MN MetroSA		ANNUAL:	\$49,250	\$35,360	\$41,600	\$51,490	\$58,360	\$59,230
Employment:	10	HOURLY:	\$23.68	\$17.00	\$20.00	\$24.76	\$28.06	\$28.47
West ND Nonmetro Area		ANNUAL:	\$53,660	\$38,910	\$48,900	\$51,870	\$60,350	\$70,390
Employment:	30	HOURLY:	\$25.80	\$18.71	\$23.51	\$24.94	\$29.02	\$33.84

47-4090 Miscellaneous Construction and Related Workers**Alternate Job Title(s):** Concrete Pavement Installer; Paving Stone Installer; Aluminum Pool Installer; Waterproofer

Lay out, cut, and place segmental paving units. Includes all other construction and related workers not listed separately.

North Dakota		ANNUAL:	\$54,080	\$39,190	\$44,780	\$48,700	\$61,640	\$80,930
Employment:	230	HOURLY:	\$26.00	\$18.84	\$21.53	\$23.42	\$29.64	\$38.91
Region 1		ANNUAL:	\$62,920	\$37,940	\$48,370	\$63,190	\$63,820	\$89,330
Employment:	40	HOURLY:	\$30.25	\$18.24	\$23.25	\$30.38	\$30.68	\$42.95
Region 2		ANNUAL:	\$61,970	\$35,970	\$45,620	\$63,130	\$84,700	\$89,330
Employment:	20	HOURLY:	\$29.79	\$17.29	\$21.93	\$30.35	\$40.72	\$42.95
Region 5		ANNUAL:	\$51,090	\$39,640	\$45,430	\$48,770	\$58,680	\$60,570
Employment:	100	HOURLY:	\$24.56	\$19.06	\$21.84	\$23.45	\$28.21	\$29.12
Region 6		ANNUAL:	\$51,820	\$43,550	\$43,550	\$44,770	\$54,250	\$73,990
Employment:	10	HOURLY:	\$24.91	\$20.94	\$20.94	\$21.53	\$26.08	\$35.57
Region 7		ANNUAL:	\$49,410	\$35,560	\$43,070	\$45,100	\$60,800	\$63,080
Employment:	30	HOURLY:	\$23.75	\$17.09	\$20.70	\$21.68	\$29.23	\$30.33
Bismarck, ND MetroSA		ANNUAL:	\$51,080	\$35,560	\$43,060	\$49,320	\$62,400	\$63,080
Employment:	20	HOURLY:	\$24.56	\$17.09	\$20.70	\$23.71	\$30.00	\$30.33
Fargo, ND-MN MetroSA		ANNUAL:	\$50,820	\$39,640	\$45,430	\$48,770	\$58,690	\$60,570
Employment:	90	HOURLY:	\$24.43	\$19.06	\$21.84	\$23.45	\$28.21	\$29.12
West ND Nonmetro Area		ANNUAL:	\$60,790	\$37,940	\$45,620	\$62,660	\$71,370	\$89,330
Employment:	70	HOURLY:	\$29.23	\$18.24	\$21.93	\$30.13	\$34.31	\$42.95
East ND Nonmetro Area		ANNUAL:	\$53,450	\$43,550	\$44,770	\$44,780	\$54,240	\$89,330
Employment:	20	HOURLY:	\$25.70	\$20.94	\$21.53	\$21.53	\$26.08	\$42.95

'N/A' indicates data or information cannot be released due to reliability, availability, or confidentiality restrictions. Since a portion of substate employment is not attributed to a region, substate areas will NOT add up to statewide totals. Rounding and the absence of suppressed data may also affect additivity.

			WAGE ESTIMATES					
			Average (Mean)	10th Percentile	25th Percentile	50th Percentile (Median)	75th Percentile	90th Percentile
47-5011 Derrick Operators, Oil and Gas								
Alternate Job Title(s): Fracturing Derrick Operator; Rotary Derrick Operator; Well Service Derrick Worker								
Rig derrick equipment and operate pumps to circulate mud or fluid through drill hole.								
North Dakota		ANNUAL:	\$67,850	\$62,030	\$63,110	\$64,550	\$71,390	\$72,500
Employment:	730	HOURLY:	\$32.62	\$29.82	\$30.34	\$31.03	\$34.32	\$34.86
Region 1		ANNUAL:	\$67,460	\$61,980	\$62,980	\$64,550	\$70,780	\$71,800
Employment:	410	HOURLY:	\$32.43	\$29.80	\$30.28	\$31.03	\$34.03	\$34.52
Region 8		ANNUAL:	\$68,790	\$62,420	\$63,170	\$69,150	\$72,330	\$72,540
Employment:	210	HOURLY:	\$33.07	\$30.01	\$30.37	\$33.25	\$34.78	\$34.88
West ND Nonmetro Area		ANNUAL:	\$67,860	\$62,030	\$63,110	\$64,550	\$71,390	\$72,500
Employment:	720	HOURLY:	\$32.63	\$29.82	\$30.34	\$31.03	\$34.32	\$34.86

47-5012 Rotary Drill Operators, Oil and Gas**Alternate Job Title(s):** Fracturing Rotary Drill Operator; Oil Well Cable Tool Operator; Oil Well Driller

Set up or operate a variety of drills to remove underground oil and gas, or remove core samples for testing during oil and gas exploration. Excludes Earth Drillers, Except Oil and Gas (47-5023).

North Dakota		ANNUAL:	\$70,850	\$48,730	\$59,760	\$66,560	\$76,880	\$79,780
Employment:	N/A	HOURLY:	\$34.06	\$23.43	\$28.73	\$32.00	\$36.96	\$38.35
Region 1		ANNUAL:	\$73,120	\$48,730	\$62,380	\$66,560	\$76,530	\$79,280
Employment:	130	HOURLY:	\$35.16	\$23.43	\$29.99	\$32.00	\$36.79	\$38.12
Region 7		ANNUAL:	\$82,260	\$52,580	\$59,890	\$80,460	\$95,920	\$123,770
Employment:	30	HOURLY:	\$39.55	\$25.28	\$28.79	\$38.68	\$46.11	\$59.51
Bismarck, ND MetroSA		ANNUAL:	\$83,090	\$52,580	\$59,890	\$80,460	\$95,920	\$123,770
Employment:	30	HOURLY:	\$39.95	\$25.28	\$28.79	\$38.68	\$46.12	\$59.51
West ND Nonmetro Area		ANNUAL:	\$71,890	\$48,730	\$62,380	\$66,560	\$76,880	\$79,290
Employment:	N/A	HOURLY:	\$34.56	\$23.43	\$29.99	\$32.00	\$36.96	\$38.12

'N/A' indicates data or information cannot be released due to reliability, availability, or confidentiality restrictions. Since a portion of substate employment is not attributed to a region, substate areas will NOT add up to statewide totals. Rounding and the absence of suppressed data may also affect additivity.

		WAGE ESTIMATES						
		Average (Mean)	10th Percentile	25th Percentile	50th Percentile (Median)	75th Percentile	90th Percentile	
47-5013 Service Unit Operators, Oil and Gas								
Alternate Job Title(s): Well Servicing Rig Operator								
Operate equipment to increase oil flow from producing wells or to remove stuck pipe, casing, tools, or other obstructions from drilling wells. Includes fishing-tool technicians.								
North Dakota		ANNUAL:	\$65,860	\$47,300	\$53,320	\$64,430	\$76,350	\$82,170
Employment:	3,000	HOURLY:	\$31.66	\$22.74	\$25.63	\$30.98	\$36.71	\$39.51
Region 1		ANNUAL:	\$66,340	\$49,560	\$53,840	\$64,780	\$75,650	\$82,510
Employment:	1,810	HOURLY:	\$31.89	\$23.83	\$25.89	\$31.15	\$36.37	\$39.67
Region 2		ANNUAL:	\$63,870	\$39,870	\$49,850	\$64,110	\$75,650	\$81,460
Employment:	440	HOURLY:	\$30.71	\$19.17	\$23.97	\$30.82	\$36.37	\$39.16
Region 7		ANNUAL:	\$53,660	\$39,410	\$46,740	\$50,560	\$61,370	\$75,770
Employment:	160	HOURLY:	\$25.80	\$18.95	\$22.47	\$24.31	\$29.50	\$36.43
Region 8		ANNUAL:	\$69,710	\$49,770	\$62,090	\$66,950	\$81,420	\$82,410
Employment:	570	HOURLY:	\$33.51	\$23.93	\$29.85	\$32.19	\$39.14	\$39.62
Bismarck, ND MetroSA		ANNUAL:	\$52,930	\$39,410	\$46,740	\$50,560	\$61,370	\$75,770
Employment:	140	HOURLY:	\$25.45	\$18.95	\$22.47	\$24.31	\$29.50	\$36.43
West ND Nonmetro Area		ANNUAL:	\$66,590	\$49,200	\$53,840	\$64,650	\$76,360	\$82,170
Employment:	2,840	HOURLY:	\$32.02	\$23.66	\$25.89	\$31.08	\$36.71	\$39.51

47-5022 Excavating and Loading Machine and Dragline Operators, Surface Mining**Alternate Job Title(s):** Mining Bulldozer Operator; Mining Shovel Operator

Operate or tend machinery at surface mining site, equipped with scoops, shovels, or buckets to excavate and load loose materials.

North Dakota		ANNUAL:	\$74,930	\$45,570	\$46,110	\$72,970	\$90,310	\$119,680
Employment:	210	HOURLY:	\$36.03	\$21.91	\$22.17	\$35.08	\$43.42	\$57.54
Region 2		ANNUAL:	\$52,610	\$46,110	\$46,110	\$53,750	\$54,360	\$68,660
Employment:	20	HOURLY:	\$25.29	\$22.17	\$22.17	\$25.84	\$26.13	\$33.01
Region 7		ANNUAL:	\$88,670	\$56,050	\$72,970	\$76,180	\$119,680	\$119,680
Employment:	140	HOURLY:	\$42.63	\$26.95	\$35.08	\$36.62	\$57.54	\$57.54
West ND Nonmetro Area		ANNUAL:	\$85,380	\$46,110	\$54,350	\$76,180	\$119,680	\$119,680
Employment:	130	HOURLY:	\$41.05	\$22.17	\$26.13	\$36.62	\$57.54	\$57.54
East ND Nonmetro Area		ANNUAL:	\$43,720	\$36,950	\$36,950	\$46,110	\$46,110	\$46,110
Employment:	20	HOURLY:	\$21.02	\$17.76	\$17.76	\$22.17	\$22.17	\$22.17

'N/A' indicates data or information cannot be released due to reliability, availability, or confidentiality restrictions. Since a portion of substate employment is not attributed to a region, substate areas will NOT add up to statewide totals. Rounding and the absence of suppressed data may also affect additivity.

			WAGE ESTIMATES					
			Average (Mean)	10th Percentile	25th Percentile	50th Percentile (Median)	75th Percentile	90th Percentile
47-5023 Earth Drillers, Except Oil and Gas								
Alternate Job Title(s): Blast Hole Driller; Churn Driller; Earth Auger Operator								
Operate a variety of drills such as rotary, churn, and pneumatic to tap subsurface water and salt deposits, to remove core samples during mineral exploration or soil testing, and to facilitate the use of explosives in mining or construction. Includes horizontal and earth boring machine operators.								
North Dakota		ANNUAL:	\$57,380	\$35,160	\$48,400	\$51,760	\$72,040	\$79,310
Employment:	150	HOURLY:	\$27.59	\$16.90	\$23.27	\$24.89	\$34.64	\$38.13
Region 5		ANNUAL:	\$58,560	\$42,910	\$50,100	\$51,770	\$73,590	\$79,300
Employment:	60	HOURLY:	\$28.15	\$20.63	\$24.09	\$24.89	\$35.38	\$38.13
Region 7		ANNUAL:	\$60,350	\$33,800	\$42,590	\$62,290	\$72,040	\$80,430
Employment:	30	HOURLY:	\$29.01	\$16.25	\$20.48	\$29.95	\$34.63	\$38.67
Bismarck, ND MetroSA		ANNUAL:	\$57,780	\$33,800	\$42,590	\$62,290	\$71,210	\$79,840
Employment:	20	HOURLY:	\$27.78	\$16.25	\$20.48	\$29.95	\$34.24	\$38.39
Fargo, ND-MN MetroSA		ANNUAL:	\$59,280	\$42,910	\$50,320	\$51,760	\$73,720	\$79,300
Employment:	50	HOURLY:	\$28.50	\$20.63	\$24.19	\$24.89	\$35.44	\$38.13
West ND Nonmetro Area		ANNUAL:	\$58,450	\$34,200	\$48,390	\$51,980	\$72,040	\$80,540
Employment:	40	HOURLY:	\$28.10	\$16.44	\$23.26	\$24.99	\$34.64	\$38.72

47-5071 Roustabouts, Oil and Gas**Alternate Job Title(s):** Gas Floorhand; Oil Field Roustabout; Oil Rig Roughneck

Assemble or repair oil field equipment using hand and power tools. Perform other tasks as needed.

North Dakota		ANNUAL:	\$56,670	\$39,600	\$48,670	\$58,210	\$59,750	\$72,020
Employment:	2,590	HOURLY:	\$27.25	\$19.04	\$23.40	\$27.99	\$28.73	\$34.63
Region 1		ANNUAL:	\$56,900	\$40,160	\$48,480	\$58,180	\$59,620	\$77,160
Employment:	1,300	HOURLY:	\$27.36	\$19.31	\$23.31	\$27.97	\$28.66	\$37.10
Region 8		ANNUAL:	\$57,740	\$45,890	\$50,660	\$59,110	\$61,620	\$65,410
Employment:	660	HOURLY:	\$27.76	\$22.06	\$24.35	\$28.42	\$29.62	\$31.45
West ND Nonmetro Area		ANNUAL:	\$56,720	\$39,600	\$49,040	\$58,240	\$59,750	\$72,020
Employment:	2,430	HOURLY:	\$27.27	\$19.04	\$23.58	\$28.00	\$28.73	\$34.63

47-5099 Extraction Workers, All Other**Alternate Job Title(s):** Mine Milling Worker; Mine Tailings Worker

All extraction workers not listed separately.

North Dakota		ANNUAL:	\$54,920	\$36,110	\$36,110	\$36,110	\$76,570	\$76,570
Employment:	N/A	HOURLY:	\$26.40	\$17.36	\$17.36	\$17.36	\$36.81	\$36.81
West ND Nonmetro Area		ANNUAL:	\$56,760	\$36,110	\$36,110	\$76,570	\$76,570	\$76,570
Employment:	N/A	HOURLY:	\$27.29	\$17.36	\$17.36	\$36.81	\$36.81	\$36.81

'N/A' indicates data or information cannot be released due to reliability, availability, or confidentiality restrictions. Since a portion of substate employment is not attributed to a region, substate areas will NOT add up to statewide totals. Rounding and the absence of suppressed data may also affect additivity.

		WAGE ESTIMATES					
		Average (Mean)	10th Percentile	25th Percentile	50th Percentile (Median)	75th Percentile	90th Percentile
49-0000 Installation, Maintenance, and Repair Occupations							
Alternate Job Title(s): N/A							
North Dakota	ANNUAL:	\$63,280	\$37,820	\$47,000	\$59,490	\$76,740	\$96,870
	HOURLY:	\$30.42	\$18.18	\$22.60	\$28.60	\$36.89	\$46.57
Employment: 22,840							
Region 1	ANNUAL:	\$70,020	\$44,670	\$50,470	\$63,280	\$81,990	\$103,760
	HOURLY:	\$33.66	\$21.48	\$24.26	\$30.42	\$39.42	\$49.89
Employment: 3,270							
Region 2	ANNUAL:	\$65,360	\$38,190	\$47,840	\$60,600	\$79,720	\$99,920
	HOURLY:	\$31.43	\$18.36	\$23.00	\$29.13	\$38.33	\$48.04
Employment: 2,650							
Region 3	ANNUAL:	\$61,460	\$36,250	\$46,280	\$58,250	\$76,970	\$94,600
	HOURLY:	\$29.55	\$17.43	\$22.25	\$28.01	\$37.00	\$45.48
Employment: 720							
Region 4	ANNUAL:	\$58,180	\$32,620	\$40,910	\$53,370	\$71,640	\$88,530
	HOURLY:	\$27.97	\$15.68	\$19.67	\$25.66	\$34.44	\$42.56
Employment: 2,260							
Region 5	ANNUAL:	\$59,850	\$37,870	\$46,710	\$57,550	\$71,400	\$85,270
	HOURLY:	\$28.78	\$18.20	\$22.46	\$27.67	\$34.33	\$41.00
Employment: 6,640							
Region 6	ANNUAL:	\$61,860	\$36,850	\$46,780	\$58,780	\$77,150	\$94,520
	HOURLY:	\$29.74	\$17.72	\$22.49	\$28.26	\$37.09	\$45.44
Employment: 1,250							
Region 7	ANNUAL:	\$63,920	\$37,440	\$46,090	\$58,990	\$78,910	\$101,760
	HOURLY:	\$30.73	\$18.00	\$22.16	\$28.36	\$37.94	\$48.92
Employment: 3,970							
Region 8	ANNUAL:	\$65,540	\$38,490	\$47,840	\$60,470	\$77,960	\$99,630
	HOURLY:	\$31.51	\$18.51	\$23.00	\$29.07	\$37.48	\$47.90
Employment: 1,770							
Bismarck, ND MetroSA	ANNUAL:	\$59,590	\$36,750	\$45,160	\$55,430	\$71,160	\$91,430
	HOURLY:	\$28.65	\$17.67	\$21.71	\$26.65	\$34.21	\$43.96
Employment: 3,190							
Fargo, ND-MN MetroSA	ANNUAL:	\$59,170	\$37,480	\$46,110	\$57,160	\$69,460	\$82,860
	HOURLY:	\$28.45	\$18.02	\$22.17	\$27.48	\$33.39	\$39.84
Employment: 6,350							
Grand Forks, ND-MN MetroSA	ANNUAL:	\$58,580	\$32,920	\$41,970	\$55,110	\$72,200	\$87,670
	HOURLY:	\$28.16	\$15.83	\$20.18	\$26.49	\$34.71	\$42.15
Employment: 2,300							
West ND Nonmetro Area	ANNUAL:	\$68,690	\$39,520	\$48,720	\$62,110	\$81,990	\$104,730
	HOURLY:	\$33.03	\$19.00	\$23.42	\$29.86	\$39.42	\$50.35
Employment: 8,470							
East ND Nonmetro Area	ANNUAL:	\$61,240	\$37,690	\$46,800	\$58,930	\$75,950	\$93,170
	HOURLY:	\$29.44	\$18.12	\$22.50	\$28.33	\$36.51	\$44.79
Employment: 3,320							

'N/A' indicates data or information cannot be released due to reliability, availability, or confidentiality restrictions. Since a portion of substate employment is not attributed to a region, substate areas will NOT add up to statewide totals. Rounding and the absence of suppressed data may also affect additivity.

		WAGE ESTIMATES						
		Average (Mean)	10th Percentile	25th Percentile	50th Percentile (Median)	75th Percentile	90th Percentile	
49-1011 First-Line Supervisors of Mechanics, Installers, and Repairers								
Alternate Job Title(s): Automobile Body Repair Supervisor; Fleet Maintenance Supervisor; Railroad Car Repair Supervisor								
Directly supervise and coordinate the activities of mechanics, installers, and repairers. May also advise customers on recommended services. Excludes team or work leaders.								
North Dakota		ANNUAL:	\$90,720	\$59,120	\$69,000	\$85,090	\$107,790	\$129,190
Employment: 1,670		HOURLY:	\$43.62	\$28.42	\$33.17	\$40.91	\$51.82	\$62.11
Region 1		ANNUAL:	\$103,770	\$62,660	\$74,420	\$101,880	\$126,030	\$160,240
Employment: 260		HOURLY:	\$49.89	\$30.12	\$35.78	\$48.98	\$60.59	\$77.04
Region 2		ANNUAL:	\$95,490	\$60,290	\$73,940	\$95,380	\$112,490	\$130,650
Employment: 190		HOURLY:	\$45.91	\$28.99	\$35.55	\$45.85	\$54.08	\$62.81
Region 3		ANNUAL:	\$88,970	\$61,570	\$70,830	\$89,630	\$105,660	\$114,280
Employment: 60		HOURLY:	\$42.77	\$29.60	\$34.05	\$43.09	\$50.80	\$54.94
Region 4		ANNUAL:	\$81,970	\$56,700	\$62,830	\$76,940	\$98,180	\$118,310
Employment: 160		HOURLY:	\$39.41	\$27.26	\$30.21	\$36.99	\$47.20	\$56.88
Region 5		ANNUAL:	\$83,480	\$57,300	\$68,530	\$80,600	\$98,510	\$113,580
Employment: 460		HOURLY:	\$40.13	\$27.55	\$32.94	\$38.75	\$47.36	\$54.61
Region 6		ANNUAL:	\$89,150	\$58,350	\$72,510	\$88,730	\$111,010	\$119,610
Employment: 80		HOURLY:	\$42.86	\$28.05	\$34.86	\$42.66	\$53.37	\$57.50
Region 7		ANNUAL:	\$89,850	\$56,580	\$65,940	\$82,340	\$107,580	\$136,470
Employment: 270		HOURLY:	\$43.20	\$27.20	\$31.70	\$39.58	\$51.72	\$65.61
Region 8		ANNUAL:	\$95,990	\$61,140	\$68,710	\$93,890	\$116,190	\$161,520
Employment: 150		HOURLY:	\$46.15	\$29.39	\$33.03	\$45.14	\$55.86	\$77.65
Bismarck, ND MetroSA		ANNUAL:	\$83,550	\$56,220	\$64,040	\$79,130	\$99,400	\$120,720
Employment: 200		HOURLY:	\$40.17	\$27.03	\$30.79	\$38.04	\$47.79	\$58.04
Fargo, ND-MN MetroSA		ANNUAL:	\$81,400	\$55,870	\$66,850	\$77,650	\$95,000	\$113,300
Employment: 460		HOURLY:	\$39.13	\$26.86	\$32.14	\$37.33	\$45.67	\$54.47
Grand Forks, ND-MN MetroSA		ANNUAL:	\$81,290	\$55,380	\$61,760	\$77,600	\$98,180	\$118,310
Employment: 180		HOURLY:	\$39.08	\$26.62	\$29.69	\$37.31	\$47.20	\$56.88
West ND Nonmetro Area		ANNUAL:	\$100,200	\$61,830	\$73,630	\$100,460	\$122,530	\$157,480
Employment: 660		HOURLY:	\$48.17	\$29.72	\$35.40	\$48.30	\$58.91	\$75.71
East ND Nonmetro Area		ANNUAL:	\$88,350	\$57,300	\$72,240	\$88,230	\$103,720	\$119,600
Employment: 220		HOURLY:	\$42.47	\$27.55	\$34.73	\$42.42	\$49.87	\$57.50

'N/A' indicates data or information cannot be released due to reliability, availability, or confidentiality restrictions. Since a portion of substate employment is not attributed to a region, substate areas will NOT add up to statewide totals. Rounding and the absence of suppressed data may also affect additivity.

			WAGE ESTIMATES					
			Average (Mean)	10th Percentile	25th Percentile	50th Percentile (Median)	75th Percentile	90th Percentile
49-2011 Computer, Automated Teller, and Office Machine Repairers								
Alternate Job Title(s): ATM Servicer; Cash Register Servicer; Data Processing Equipment Repairer								
Repair, maintain, or install computers, word processing systems, automated teller machines, and electronic office machines, such as duplicating and fax machines.								
North Dakota		ANNUAL:	\$52,860	\$39,410	\$47,840	\$52,290	\$58,350	\$60,490
Employment:	200	HOURLY:	\$25.41	\$18.95	\$23.00	\$25.14	\$28.05	\$29.08
Region 2		ANNUAL:	\$54,120	\$34,500	\$38,390	\$59,760	\$61,970	\$61,970
Employment:	10	HOURLY:	\$26.02	\$16.59	\$18.46	\$28.73	\$29.79	\$29.79
Region 4		ANNUAL:	\$50,110	\$33,260	\$39,410	\$47,200	\$58,350	\$59,070
Employment:	20	HOURLY:	\$24.09	\$15.99	\$18.95	\$22.69	\$28.05	\$28.40
Region 5		ANNUAL:	\$53,210	\$38,710	\$48,140	\$52,290	\$57,900	\$60,250
Employment:	100	HOURLY:	\$25.58	\$18.61	\$23.15	\$25.14	\$27.84	\$28.96
Region 7		ANNUAL:	\$52,610	\$42,480	\$47,780	\$54,320	\$56,700	\$59,260
Employment:	50	HOURLY:	\$25.29	\$20.42	\$22.97	\$26.11	\$27.26	\$28.49
Bismarck, ND MetroSA		ANNUAL:	\$52,610	\$42,480	\$47,780	\$54,320	\$56,690	\$59,260
Employment:	50	HOURLY:	\$25.29	\$20.42	\$22.97	\$26.11	\$27.26	\$28.49
Fargo, ND-MN MetroSA		ANNUAL:	\$52,430	\$38,710	\$48,140	\$52,000	\$57,480	\$59,770
Employment:	100	HOURLY:	\$25.21	\$18.61	\$23.15	\$25.00	\$27.63	\$28.74
Grand Forks, ND-MN MetroSA		ANNUAL:	\$48,790	\$33,260	\$39,410	\$47,200	\$58,350	\$58,350
Employment:	20	HOURLY:	\$23.46	\$15.99	\$18.95	\$22.69	\$28.05	\$28.05
West ND Nonmetro Area		ANNUAL:	\$54,350	\$34,500	\$38,390	\$59,760	\$61,970	\$61,970
Employment:	N/A	HOURLY:	\$26.13	\$16.59	\$18.46	\$28.73	\$29.79	\$29.79

49-2021 Radio, Cellular, and Tower Equipment Installers and Repairers**Alternate Job Title(s):** Radio Frequency Technician; Radio Mechanic; Two-Way Radio Technician

Repair, install, or maintain mobile or stationary radio transmitting, broadcasting, and receiving equipment, and two-way radio communications systems used in cellular telecommunications, mobile broadband, ship-to-shore, aircraft-to-ground communications, and radio equipment in service and emergency vehicles. May test and analyze network coverage.

North Dakota		ANNUAL:	\$77,830	\$49,710	\$64,930	\$77,330	\$78,240	\$106,450
Employment:	60	HOURLY:	\$37.42	\$23.90	\$31.22	\$37.18	\$37.62	\$51.18

'N/A' indicates data or information cannot be released due to reliability, availability, or confidentiality restrictions. Since a portion of substate employment is not attributed to a region, substate areas will NOT add up to statewide totals. Rounding and the absence of suppressed data may also affect additivity.

			WAGE ESTIMATES					
			Average (Mean)	10th Percentile	25th Percentile	50th Percentile (Median)	75th Percentile	90th Percentile
49-2022 Telecommunications Equipment Installers and Repairers, Except Line Installers								
Alternate Job Title(s): Fiber Optic Central Office Installer; Private Branch Exchange (PBX) Installer and Repairer								
Install, set up, rearrange, or remove switching, distribution, routing, and dialing equipment used in central offices or headends. Service or repair telephone, cable television, Internet, and other communications equipment on customers' property. May install communications equipment or communications wiring in buildings. Excludes Telecommunications Line Installers and Repairers (49-9052).								
North Dakota		ANNUAL:	\$77,970	\$49,680	\$58,780	\$85,340	\$93,170	\$96,560
Employment:	520	HOURLY:	\$37.49	\$23.89	\$28.26	\$41.03	\$44.79	\$46.43
Region 1		ANNUAL:	\$87,330	\$62,820	\$90,560	\$91,620	\$91,620	\$94,830
Employment:	30	HOURLY:	\$41.99	\$30.20	\$43.54	\$44.05	\$44.05	\$45.59
Region 2		ANNUAL:	\$87,970	\$58,480	\$84,070	\$93,820	\$98,740	\$98,740
Employment:	70	HOURLY:	\$42.29	\$28.12	\$40.42	\$45.10	\$47.47	\$47.47
Region 4		ANNUAL:	\$72,740	\$48,220	\$57,140	\$72,560	\$90,620	\$91,840
Employment:	70	HOURLY:	\$34.97	\$23.18	\$27.47	\$34.88	\$43.57	\$44.15
Region 5		ANNUAL:	\$72,510	\$48,040	\$52,590	\$62,790	\$92,800	\$96,390
Employment:	110	HOURLY:	\$34.86	\$23.10	\$25.29	\$30.19	\$44.61	\$46.34
Region 6		ANNUAL:	\$76,000	\$57,350	\$57,350	\$82,770	\$91,420	\$93,170
Employment:	50	HOURLY:	\$36.54	\$27.57	\$27.57	\$39.79	\$43.95	\$44.79
Region 7		ANNUAL:	\$76,020	\$48,820	\$62,100	\$85,410	\$91,820	\$95,080
Employment:	130	HOURLY:	\$36.55	\$23.47	\$29.85	\$41.06	\$44.14	\$45.71
Bismarck, ND MetroSA		ANNUAL:	\$71,130	\$48,040	\$58,150	\$66,290	\$87,630	\$95,080
Employment:	90	HOURLY:	\$34.20	\$23.10	\$27.96	\$31.87	\$42.13	\$45.71
Fargo, ND-MN MetroSA		ANNUAL:	\$71,770	\$48,040	\$52,590	\$62,790	\$92,410	\$96,390
Employment:	110	HOURLY:	\$34.51	\$23.10	\$25.29	\$30.19	\$44.43	\$46.34
Grand Forks, ND-MN MetroSA		ANNUAL:	\$73,440	\$48,220	\$61,340	\$81,750	\$81,750	\$91,440
Employment:	90	HOURLY:	\$35.31	\$23.19	\$29.49	\$39.30	\$39.30	\$43.96
West ND Nonmetro Area		ANNUAL:	\$87,640	\$62,820	\$86,110	\$91,620	\$94,830	\$98,740
Employment:	170	HOURLY:	\$42.14	\$30.20	\$41.40	\$44.05	\$45.59	\$47.47
East ND Nonmetro Area		ANNUAL:	\$77,870	\$49,890	\$58,670	\$84,000	\$92,800	\$93,530
Employment:	100	HOURLY:	\$37.44	\$23.98	\$28.21	\$40.39	\$44.61	\$44.96

49-2091 Avionics Technicians**Alternate Job Title(s):** Aircraft Electrician; Aircraft Instrument Mechanic; Automatic Pilot Mechanic

Install, inspect, test, adjust, or repair avionics equipment, such as radar, radio, navigation, and missile control systems in aircraft or space vehicles.

North Dakota		ANNUAL:	\$54,560	\$34,680	\$39,220	\$39,690	\$70,080	\$76,180
Employment:	N/A	HOURLY:	\$26.23	\$16.67	\$18.86	\$19.08	\$33.69	\$36.63

'N/A' indicates data or information cannot be released due to reliability, availability, or confidentiality restrictions. Since a portion of substate employment is not attributed to a region, substate areas will NOT add up to statewide totals. Rounding and the absence of suppressed data may also affect additivity.

			WAGE ESTIMATES					
			Average (Mean)	10th Percentile	25th Percentile	50th Percentile (Median)	75th Percentile	90th Percentile
49-2092 Electric Motor, Power Tool, and Related Repairers								
Alternate Job Title(s): Armature Rewinder; Electrical Parts Reconditioner								
Repair, maintain, or install electric motors, wiring, or switches.								
North Dakota		ANNUAL:	\$50,770	\$31,330	\$41,290	\$49,960	\$59,020	\$62,740
Employment:	230	HOURLY:	\$24.41	\$15.06	\$19.85	\$24.02	\$28.38	\$30.16
Region 5		ANNUAL:	\$47,970	\$31,200	\$35,360	\$45,450	\$57,650	\$62,490
Employment:	90	HOURLY:	\$23.06	\$15.00	\$17.00	\$21.85	\$27.72	\$30.04
Region 7		ANNUAL:	\$51,440	\$34,500	\$41,290	\$51,630	\$62,010	\$62,020
Employment:	60	HOURLY:	\$24.73	\$16.59	\$19.85	\$24.82	\$29.81	\$29.81
Bismarck, ND MetroSA		ANNUAL:	\$51,440	\$34,500	\$41,290	\$51,630	\$62,010	\$62,020
Employment:	60	HOURLY:	\$24.73	\$16.59	\$19.85	\$24.82	\$29.81	\$29.82
Fargo, ND-MN MetroSA		ANNUAL:	\$47,590	\$31,200	\$35,360	\$45,450	\$57,650	\$62,490
Employment:	90	HOURLY:	\$22.88	\$15.00	\$17.00	\$21.85	\$27.72	\$30.04

49-2094 Electrical and Electronics Repairers, Commercial and Industrial Equipment

Alternate Job Title(s): Industrial Robotics Mechanic; Missile Pad Mechanic; Public Address System Mechanic

Repair, test, adjust, or install electronic equipment, such as industrial controls, transmitters, and antennas. Excludes Avionics Technicians (49-2091), Electrical and Electronics Installers and Repairers, Transportation Equipment (49-2093), and Electronic Equipment Installers and Repairers, Motor Vehicles (49-2096).

North Dakota		ANNUAL:	\$90,850	\$64,840	\$76,280	\$85,400	\$107,710	\$124,380
Employment:	430	HOURLY:	\$43.68	\$31.17	\$36.67	\$41.06	\$51.78	\$59.80
Region 1		ANNUAL:	\$91,310	\$70,100	\$76,590	\$81,990	\$109,640	\$123,690
Employment:	150	HOURLY:	\$43.90	\$33.70	\$36.82	\$39.42	\$52.71	\$59.47
Region 2		ANNUAL:	\$102,970	\$69,660	\$92,560	\$102,270	\$124,380	\$125,910
Employment:	40	HOURLY:	\$49.51	\$33.49	\$44.50	\$49.17	\$59.80	\$60.53
Region 4		ANNUAL:	\$81,220	\$56,050	\$73,520	\$76,660	\$84,370	\$115,180
Employment:	20	HOURLY:	\$39.05	\$26.95	\$35.35	\$36.85	\$40.56	\$55.38
Region 5		ANNUAL:	\$77,990	\$60,670	\$73,320	\$76,280	\$84,150	\$92,870
Employment:	90	HOURLY:	\$37.49	\$29.17	\$35.25	\$36.67	\$40.46	\$44.65
Region 7		ANNUAL:	\$94,310	\$57,490	\$75,700	\$96,790	\$107,710	\$123,570
Employment:	90	HOURLY:	\$45.34	\$27.64	\$36.40	\$46.53	\$51.78	\$59.41
Region 8		ANNUAL:	\$110,210	\$76,590	\$101,200	\$102,840	\$126,540	\$133,490
Employment:	30	HOURLY:	\$52.99	\$36.82	\$48.65	\$49.44	\$60.84	\$64.18
Bismarck, ND MetroSA		ANNUAL:	\$82,310	\$52,850	\$61,630	\$75,700	\$95,640	\$123,570
Employment:	40	HOURLY:	\$39.57	\$25.41	\$29.63	\$36.40	\$45.98	\$59.41
Fargo, ND-MN MetroSA		ANNUAL:	\$77,440	\$57,730	\$72,950	\$76,280	\$86,040	\$98,540
Employment:	70	HOURLY:	\$37.23	\$27.76	\$35.07	\$36.67	\$41.37	\$47.37
Grand Forks, ND-MN MetroSA		ANNUAL:	\$83,040	\$56,050	\$71,510	\$84,360	\$91,050	\$115,180
Employment:	20	HOURLY:	\$39.92	\$26.95	\$34.38	\$40.56	\$43.77	\$55.38
West ND Nonmetro Area		ANNUAL:	\$97,340	\$70,700	\$76,600	\$100,780	\$116,810	\$125,590
Employment:	260	HOURLY:	\$46.80	\$33.99	\$36.83	\$48.45	\$56.16	\$60.38
East ND Nonmetro Area		ANNUAL:	\$81,290	\$64,590	\$76,660	\$82,180	\$84,150	\$93,260
Employment:	50	HOURLY:	\$39.08	\$31.05	\$36.85	\$39.51	\$40.46	\$44.84

'N/A' indicates data or information cannot be released due to reliability, availability, or confidentiality restrictions. Since a portion of substate employment is not attributed to a region, substate areas will NOT add up to statewide totals. Rounding and the absence of suppressed data may also affect additivity.

		WAGE ESTIMATES						
		Average (Mean)	10th Percentile	25th Percentile	50th Percentile (Median)	75th Percentile	90th Percentile	
49-2095 Electrical and Electronics Repairers, Powerhouse, Substation, and Relay								
Alternate Job Title(s): Power Transformer Repairer; Powerhouse Electrician; Relay Technician								
Inspect, test, repair, or maintain electrical equipment in generating stations, substations, and in-service relays.								
North Dakota		ANNUAL:	\$106,140	\$82,370	\$101,180	\$109,550	\$119,220	\$121,010
Employment:	80	HOURLY:	\$51.03	\$39.60	\$48.65	\$52.67	\$57.32	\$58.18
Region 7		ANNUAL:	\$104,850	\$82,370	\$101,180	\$106,530	\$119,220	\$121,010
Employment:	40	HOURLY:	\$50.41	\$39.60	\$48.64	\$51.22	\$57.32	\$58.18
West ND Nonmetro Area		ANNUAL:	\$111,880	\$97,110	\$107,780	\$115,660	\$120,610	\$121,010
Employment:	30	HOURLY:	\$53.79	\$46.69	\$51.82	\$55.61	\$57.99	\$58.18

49-2096 Electronic Equipment Installers and Repairers, Motor Vehicles**Alternate Job Title(s):** Automotive Electrician; Car Alarm Installer; Car Stereo Installer; GPS Car Navigation Installer

Install, diagnose, or repair communications, sound, security, or navigation equipment in motor vehicles.

North Dakota		ANNUAL:	\$44,480	\$33,030	\$37,500	\$47,340	\$47,540	\$48,750
Employment:	70	HOURLY:	\$21.39	\$15.88	\$18.03	\$22.76	\$22.86	\$23.44
Region 5		ANNUAL:	\$45,880	\$33,030	\$41,290	\$47,340	\$47,350	\$63,180
Employment:	30	HOURLY:	\$22.06	\$15.88	\$19.85	\$22.76	\$22.77	\$30.37
Region 7		ANNUAL:	\$42,860	\$32,780	\$32,780	\$46,990	\$46,990	\$48,810
Employment:	20	HOURLY:	\$20.61	\$15.76	\$15.76	\$22.59	\$22.59	\$23.47
Bismarck, ND MetroSA		ANNUAL:	\$42,860	\$32,780	\$32,780	\$46,990	\$46,990	\$48,810
Employment:	20	HOURLY:	\$20.61	\$15.76	\$15.76	\$22.59	\$22.59	\$23.47
Fargo, ND-MN MetroSA		ANNUAL:	\$45,920	\$33,030	\$44,240	\$47,340	\$47,350	\$63,180
Employment:	30	HOURLY:	\$22.08	\$15.88	\$21.27	\$22.76	\$22.77	\$30.37

49-2097 Audiovisual Equipment Installers and Repairers**Alternate Job Title(s):** Electronic Musical Instrument Repairer; Home Theater Installer; Satellite Dish Installer; Wireless Internet Installer

Install, repair, or adjust audio or television receivers, stereo systems, camcorders, video systems, or other electronic entertainment equipment in homes or other venues. May perform routine maintenance. Excludes Audio and Video Technicians (27-4011).

North Dakota		ANNUAL:	\$52,450	\$37,860	\$41,460	\$46,770	\$63,950	\$68,310
Employment:	110	HOURLY:	\$25.21	\$18.20	\$19.94	\$22.49	\$30.74	\$32.84
Region 5		ANNUAL:	\$54,370	\$41,290	\$45,880	\$59,720	\$63,950	\$68,820
Employment:	50	HOURLY:	\$26.14	\$19.85	\$22.06	\$28.71	\$30.74	\$33.09
Fargo, ND-MN MetroSA		ANNUAL:	\$54,860	\$41,290	\$45,880	\$59,720	\$63,950	\$68,820
Employment:	40	HOURLY:	\$26.38	\$19.85	\$22.06	\$28.71	\$30.74	\$33.09

49-2098 Security and Fire Alarm Systems Installers**Alternate Job Title(s):** Burglar Alarm Installer; Fire Alarm Installer; Home Security Alarm Installer

Install, program, maintain, and repair security and fire alarm wiring and equipment. Ensure that work is in accordance with relevant codes. Excludes Electricians (47-2111) who do a broad range of electrical wiring.

North Dakota		ANNUAL:	\$56,200	\$48,270	\$49,370	\$58,690	\$60,880	\$62,240
Employment:	170	HOURLY:	\$27.02	\$23.21	\$23.74	\$28.22	\$29.27	\$29.92
Region 5		ANNUAL:	\$56,320	\$48,630	\$49,370	\$58,690	\$61,340	\$62,240
Employment:	130	HOURLY:	\$27.08	\$23.38	\$23.74	\$28.22	\$29.49	\$29.92
Fargo, ND-MN MetroSA		ANNUAL:	\$56,280	\$48,620	\$49,370	\$58,690	\$61,340	\$62,240
Employment:	130	HOURLY:	\$27.06	\$23.38	\$23.74	\$28.22	\$29.49	\$29.92

'N/A' indicates data or information cannot be released due to reliability, availability, or confidentiality restrictions. Since a portion of substate employment is not attributed to a region, substate areas will NOT add up to statewide totals. Rounding and the absence of suppressed data may also affect additivity.

			WAGE ESTIMATES					
			Average (Mean)	10th Percentile	25th Percentile	50th Percentile (Median)	75th Percentile	90th Percentile
49-3011 Aircraft Mechanics and Service Technicians								
Alternate Job Title(s): Aircraft Engine Specialist; Airframe Mechanic; Flight Test Mechanic; Helicopter Engine Mechanic								
Diagnose, adjust, repair, or overhaul aircraft engines and assemblies, such as hydraulic and pneumatic systems. Excludes Avionics Technicians (49-2091).								
North Dakota		ANNUAL:	\$64,930	\$40,290	\$51,140	\$64,880	\$77,010	\$89,230
Employment:	200	HOURLY:	\$31.22	\$19.37	\$24.59	\$31.19	\$37.02	\$42.90
Region 2		ANNUAL:	\$69,090	\$43,610	\$59,470	\$77,010	\$77,780	\$86,760
Employment:	40	HOURLY:	\$33.22	\$20.96	\$28.59	\$37.02	\$37.39	\$41.71
Region 4		ANNUAL:	\$57,840	\$42,260	\$51,140	\$61,190	\$66,130	\$66,130
Employment:	40	HOURLY:	\$27.81	\$20.32	\$24.59	\$29.42	\$31.79	\$31.79
Region 5		ANNUAL:	\$61,670	\$40,120	\$51,690	\$59,800	\$68,420	\$85,470
Employment:	60	HOURLY:	\$29.65	\$19.29	\$24.85	\$28.75	\$32.89	\$41.09
Region 7		ANNUAL:	\$72,350	\$39,820	\$48,660	\$73,490	\$94,250	\$105,600
Employment:	50	HOURLY:	\$34.78	\$19.14	\$23.39	\$35.33	\$45.31	\$50.77
Bismarck, ND MetroSA		ANNUAL:	\$72,350	\$39,820	\$48,660	\$73,490	\$94,240	\$105,600
Employment:	50	HOURLY:	\$34.78	\$19.14	\$23.39	\$35.33	\$45.31	\$50.77
Fargo, ND-MN MetroSA		ANNUAL:	\$61,660	\$40,120	\$52,590	\$59,550	\$68,420	\$85,470
Employment:	50	HOURLY:	\$29.65	\$19.29	\$25.28	\$28.63	\$32.89	\$41.09
Grand Forks, ND-MN MetroSA		ANNUAL:	\$57,160	\$42,260	\$51,140	\$59,950	\$66,130	\$66,130
Employment:	40	HOURLY:	\$27.48	\$20.32	\$24.59	\$28.82	\$31.79	\$31.79
West ND Nonmetro Area		ANNUAL:	\$67,250	\$40,290	\$59,470	\$73,630	\$77,010	\$86,760
Employment:	50	HOURLY:	\$32.33	\$19.37	\$28.59	\$35.40	\$37.02	\$41.71

'N/A' indicates data or information cannot be released due to reliability, availability, or confidentiality restrictions. Since a portion of substate employment is not attributed to a region, substate areas will NOT add up to statewide totals. Rounding and the absence of suppressed data may also affect additivity.

		WAGE ESTIMATES						
		Average (Mean)	10th Percentile	25th Percentile	50th Percentile (Median)	75th Percentile	90th Percentile	
49-3021 Automotive Body and Related Repairers								
Alternate Job Title(s): Auto Body Customizer; Auto Bumper Straightener; Truck Body Repairer								
Repair and refinish automotive vehicle bodies and straighten vehicle frames. Excludes Automotive Glass Installers and Repairers (49-3022) and Coating, Painting, and Spraying Machine Setters, Operators, and Tenders (51-9124).								
North Dakota		ANNUAL:	\$55,360	\$37,860	\$43,650	\$48,620	\$63,140	\$80,730
Employment:	680	HOURLY:	\$26.61	\$18.20	\$20.99	\$23.37	\$30.36	\$38.81
Region 1		ANNUAL:	\$55,880	\$38,700	\$44,010	\$52,900	\$65,180	\$80,230
Employment:	50	HOURLY:	\$26.87	\$18.60	\$21.16	\$25.43	\$31.34	\$38.57
Region 2		ANNUAL:	\$57,680	\$38,310	\$44,010	\$49,580	\$64,830	\$80,850
Employment:	100	HOURLY:	\$27.73	\$18.42	\$21.16	\$23.83	\$31.17	\$38.87
Region 4		ANNUAL:	\$56,650	\$33,260	\$42,970	\$48,190	\$69,400	\$84,700
Employment:	100	HOURLY:	\$27.23	\$15.99	\$20.66	\$23.17	\$33.37	\$40.72
Region 5		ANNUAL:	\$54,070	\$39,440	\$43,830	\$48,750	\$60,420	\$76,600
Employment:	210	HOURLY:	\$25.99	\$18.96	\$21.07	\$23.44	\$29.05	\$36.83
Region 6		ANNUAL:	\$51,980	\$38,110	\$43,590	\$46,910	\$62,740	\$80,080
Employment:	50	HOURLY:	\$24.99	\$18.32	\$20.96	\$22.55	\$30.16	\$38.50
Region 7		ANNUAL:	\$55,410	\$37,860	\$42,980	\$47,670	\$61,630	\$83,500
Employment:	110	HOURLY:	\$26.64	\$18.20	\$20.66	\$22.92	\$29.63	\$40.14
Bismarck, ND MetroSA		ANNUAL:	\$56,330	\$37,860	\$42,970	\$53,900	\$61,630	\$83,500
Employment:	100	HOURLY:	\$27.08	\$18.20	\$20.66	\$25.91	\$29.63	\$40.14
Fargo, ND-MN MetroSA		ANNUAL:	\$54,050	\$38,310	\$43,830	\$48,770	\$59,800	\$76,770
Employment:	210	HOURLY:	\$25.99	\$18.42	\$21.07	\$23.45	\$28.75	\$36.91
Grand Forks, ND-MN MetroSA		ANNUAL:	\$58,140	\$33,260	\$42,810	\$56,340	\$70,330	\$95,950
Employment:	90	HOURLY:	\$27.95	\$15.99	\$20.58	\$27.09	\$33.81	\$46.13
West ND Nonmetro Area		ANNUAL:	\$56,420	\$38,310	\$43,830	\$48,240	\$64,830	\$80,850
Employment:	200	HOURLY:	\$27.13	\$18.42	\$21.07	\$23.19	\$31.17	\$38.87
East ND Nonmetro Area		ANNUAL:	\$51,210	\$38,110	\$43,590	\$46,780	\$61,620	\$66,870
Employment:	110	HOURLY:	\$24.62	\$18.32	\$20.96	\$22.49	\$29.63	\$32.15

49-3022 Automotive Glass Installers and Repairers**Alternate Job Title(s):** Auto Glass Mechanic; Automotive Glazier; Windshield Installer

Replace or repair broken windshields and window glass in motor vehicles.

North Dakota		ANNUAL:	\$56,950	\$38,430	\$41,710	\$48,170	\$53,980	\$85,620
Employment:	50	HOURLY:	\$27.38	\$18.47	\$20.05	\$23.16	\$25.95	\$41.16

'N/A' indicates data or information cannot be released due to reliability, availability, or confidentiality restrictions. Since a portion of substate employment is not attributed to a region, substate areas will NOT add up to statewide totals. Rounding and the absence of suppressed data may also affect additivity.

		WAGE ESTIMATES						
		Average (Mean)	10th Percentile	25th Percentile	50th Percentile (Median)	75th Percentile	90th Percentile	
49-3023 Automotive Service Technicians and Mechanics								
Alternate Job Title(s): Auto Transmission Specialist; Automotive Brake Technician; Automotive Fuel Injection Servicer; Hybrid Car Mechanic								
Diagnose, adjust, repair, or overhaul automotive vehicles. Excludes Automotive Body and Related Repairers (49-3021), Bus and Truck Mechanics and Diesel Engine Specialists (49-3031), and Electronic Equipment Installers and Repairers, Motor Vehicles (49-2096).								
North Dakota		ANNUAL:	\$53,890	\$37,860	\$39,980	\$48,520	\$60,510	\$77,280
Employment:	2,150	HOURLY:	\$25.91	\$18.20	\$19.22	\$23.33	\$29.09	\$37.15
Region 1		ANNUAL:	\$54,650	\$38,110	\$45,470	\$48,700	\$62,080	\$78,260
Employment:	220	HOURLY:	\$26.27	\$18.32	\$21.86	\$23.41	\$29.85	\$37.62
Region 2		ANNUAL:	\$52,920	\$38,110	\$41,020	\$48,280	\$59,170	\$77,520
Employment:	340	HOURLY:	\$25.44	\$18.32	\$19.72	\$23.21	\$28.45	\$37.27
Region 3		ANNUAL:	\$51,430	\$36,250	\$39,980	\$47,690	\$59,810	\$76,970
Employment:	80	HOURLY:	\$24.73	\$17.43	\$19.22	\$22.93	\$28.75	\$37.00
Region 4		ANNUAL:	\$56,670	\$36,710	\$39,340	\$48,950	\$65,470	\$84,430
Employment:	210	HOURLY:	\$27.24	\$17.65	\$18.91	\$23.53	\$31.48	\$40.59
Region 5		ANNUAL:	\$53,540	\$37,900	\$39,660	\$48,710	\$60,820	\$75,340
Employment:	530	HOURLY:	\$25.74	\$18.22	\$19.07	\$23.42	\$29.24	\$36.22
Region 6		ANNUAL:	\$54,100	\$38,020	\$46,660	\$48,000	\$60,000	\$76,660
Employment:	150	HOURLY:	\$26.01	\$18.28	\$22.43	\$23.08	\$28.84	\$36.86
Region 7		ANNUAL:	\$53,530	\$38,190	\$39,520	\$48,610	\$60,320	\$77,280
Employment:	420	HOURLY:	\$25.74	\$18.36	\$19.00	\$23.37	\$29.00	\$37.15
Region 8		ANNUAL:	\$54,350	\$38,110	\$43,590	\$48,880	\$60,200	\$77,520
Employment:	210	HOURLY:	\$26.13	\$18.32	\$20.96	\$23.50	\$28.94	\$37.27
Bismarck, ND MetroSA		ANNUAL:	\$54,200	\$38,310	\$39,450	\$48,610	\$61,150	\$77,310
Employment:	380	HOURLY:	\$26.06	\$18.42	\$18.96	\$23.37	\$29.40	\$37.17
Fargo, ND-MN MetroSA		ANNUAL:	\$52,820	\$37,730	\$39,500	\$48,080	\$61,430	\$74,720
Employment:	580	HOURLY:	\$25.39	\$18.14	\$18.99	\$23.12	\$29.53	\$35.92
Grand Forks, ND-MN MetroSA		ANNUAL:	\$56,480	\$36,080	\$39,340	\$49,170	\$65,470	\$84,430
Employment:	230	HOURLY:	\$27.15	\$17.35	\$18.91	\$23.64	\$31.48	\$40.59
West ND Nonmetro Area		ANNUAL:	\$53,470	\$38,110	\$41,020	\$48,340	\$59,230	\$77,460
Employment:	800	HOURLY:	\$25.71	\$18.32	\$19.72	\$23.24	\$28.48	\$37.24
East ND Nonmetro Area		ANNUAL:	\$52,920	\$37,790	\$45,880	\$47,940	\$59,810	\$76,960
Employment:	320	HOURLY:	\$25.44	\$18.17	\$22.06	\$23.05	\$28.75	\$37.00

'N/A' indicates data or information cannot be released due to reliability, availability, or confidentiality restrictions. Since a portion of substate employment is not attributed to a region, substate areas will NOT add up to statewide totals. Rounding and the absence of suppressed data may also affect additivity.

		WAGE ESTIMATES						
		Average (Mean)	10th Percentile	25th Percentile	50th Percentile (Median)	75th Percentile	90th Percentile	
49-3031 Bus and Truck Mechanics and Diesel Engine Specialists								
Alternate Job Title(s): Biodiesel Engine Specialist; Marine Diesel Technician; School Bus Mechanic; Tractor Trailer Mechanic								
Diagnose, adjust, repair, or overhaul buses and trucks, or maintain and repair any type of diesel engines. Includes mechanics working primarily with automobile or marine diesel engines.								
North Dakota		ANNUAL:	\$62,470	\$39,410	\$53,310	\$63,060	\$73,620	\$78,790
Employment: 1,320		HOURLY:	\$30.04	\$18.95	\$25.63	\$30.32	\$35.40	\$37.88
Region 1		ANNUAL:	\$65,110	\$44,820	\$59,300	\$69,420	\$74,450	\$79,350
Employment: 200		HOURLY:	\$31.30	\$21.55	\$28.51	\$33.37	\$35.79	\$38.15
Region 2		ANNUAL:	\$64,360	\$40,860	\$59,430	\$69,420	\$74,010	\$76,920
Employment: 130		HOURLY:	\$30.94	\$19.64	\$28.57	\$33.37	\$35.58	\$36.98
Region 3		ANNUAL:	\$57,360	\$25,240	\$49,660	\$62,060	\$69,180	\$78,000
Employment: 30		HOURLY:	\$27.58	\$12.14	\$23.87	\$29.84	\$33.26	\$37.50
Region 4		ANNUAL:	\$59,960	\$38,480	\$51,820	\$59,870	\$72,780	\$74,330
Employment: 130		HOURLY:	\$28.83	\$18.50	\$24.91	\$28.79	\$34.99	\$35.73
Region 5		ANNUAL:	\$61,430	\$41,790	\$53,040	\$62,310	\$73,200	\$79,020
Employment: 450		HOURLY:	\$29.53	\$20.09	\$25.50	\$29.96	\$35.19	\$37.99
Region 6		ANNUAL:	\$57,000	\$25,240	\$47,070	\$61,500	\$69,180	\$78,440
Employment: 60		HOURLY:	\$27.40	\$12.14	\$22.63	\$29.57	\$33.26	\$37.71
Region 7		ANNUAL:	\$63,120	\$41,400	\$53,540	\$62,930	\$73,820	\$79,930
Employment: 170		HOURLY:	\$30.35	\$19.90	\$25.74	\$30.26	\$35.49	\$38.43
Region 8		ANNUAL:	\$64,990	\$48,100	\$59,360	\$69,420	\$74,340	\$78,790
Employment: 130		HOURLY:	\$31.24	\$23.13	\$28.54	\$33.37	\$35.74	\$37.88
Bismarck, ND MetroSA		ANNUAL:	\$61,980	\$40,380	\$52,300	\$62,910	\$73,670	\$77,580
Employment: 160		HOURLY:	\$29.80	\$19.42	\$25.15	\$30.24	\$35.42	\$37.30
Fargo, ND-MN MetroSA		ANNUAL:	\$61,790	\$42,410	\$53,240	\$62,490	\$73,060	\$80,530
Employment: 460		HOURLY:	\$29.71	\$20.39	\$25.60	\$30.04	\$35.13	\$38.72
Grand Forks, ND-MN MetroSA		ANNUAL:	\$61,120	\$38,490	\$51,220	\$60,820	\$72,780	\$74,330
Employment: 130		HOURLY:	\$29.39	\$18.50	\$24.63	\$29.24	\$34.99	\$35.74
West ND Nonmetro Area		ANNUAL:	\$65,230	\$44,820	\$59,430	\$69,420	\$74,450	\$79,350
Employment: 470		HOURLY:	\$31.36	\$21.55	\$28.57	\$33.37	\$35.79	\$38.15
East ND Nonmetro Area		ANNUAL:	\$57,310	\$28,140	\$49,920	\$59,270	\$69,180	\$75,730
Employment: 160		HOURLY:	\$27.55	\$13.53	\$24.00	\$28.49	\$33.26	\$36.41

'N/A' indicates data or information cannot be released due to reliability, availability, or confidentiality restrictions. Since a portion of substate employment is not attributed to a region, substate areas will NOT add up to statewide totals. Rounding and the absence of suppressed data may also affect additivity.

			WAGE ESTIMATES					
			Average (Mean)	10th Percentile	25th Percentile	50th Percentile (Median)	75th Percentile	90th Percentile
49-3041 Farm Equipment Mechanics and Service Technicians								
Alternate Job Title(s): Combine Mechanic; Dairy Equipment Repairer; Irrigation Equipment Mechanic								
Diagnose, adjust, repair, or overhaul farm machinery and vehicles, such as tractors, harvesters, dairy equipment, and irrigation systems. Excludes Bus and Truck Mechanics and Diesel Engine Specialists (49-3031).								
North Dakota		ANNUAL:	\$62,460	\$46,540	\$49,890	\$62,400	\$76,430	\$78,720
Employment:	740	HOURLY:	\$30.03	\$22.38	\$23.99	\$30.00	\$36.74	\$37.85
Region 2		ANNUAL:	\$65,650	\$48,850	\$61,170	\$63,020	\$76,650	\$80,860
Employment:	110	HOURLY:	\$31.56	\$23.48	\$29.41	\$30.30	\$36.85	\$38.88
Region 3		ANNUAL:	\$57,410	\$43,070	\$47,890	\$59,250	\$64,320	\$76,390
Employment:	50	HOURLY:	\$27.60	\$20.71	\$23.02	\$28.49	\$30.92	\$36.73
Region 4		ANNUAL:	\$62,540	\$45,820	\$50,170	\$61,790	\$76,670	\$82,570
Employment:	80	HOURLY:	\$30.07	\$22.03	\$24.12	\$29.71	\$36.86	\$39.70
Region 5		ANNUAL:	\$62,230	\$45,280	\$49,090	\$63,340	\$77,150	\$78,720
Employment:	200	HOURLY:	\$29.92	\$21.77	\$23.60	\$30.45	\$37.09	\$37.85
Region 7		ANNUAL:	\$64,310	\$46,140	\$49,930	\$62,580	\$76,490	\$80,860
Employment:	70	HOURLY:	\$30.92	\$22.18	\$24.01	\$30.09	\$36.77	\$38.88
Region 8		ANNUAL:	\$63,350	\$40,380	\$49,920	\$62,180	\$74,460	\$77,760
Employment:	60	HOURLY:	\$30.45	\$19.41	\$24.00	\$29.89	\$35.80	\$37.38
Bismarck, ND MetroSA		ANNUAL:	\$65,410	\$43,710	\$49,660	\$68,290	\$77,860	\$80,860
Employment:	40	HOURLY:	\$31.45	\$21.01	\$23.88	\$32.83	\$37.43	\$38.88
Fargo, ND-MN MetroSA		ANNUAL:	\$61,700	\$46,330	\$49,090	\$63,140	\$76,670	\$78,540
Employment:	220	HOURLY:	\$29.66	\$22.27	\$23.60	\$30.36	\$36.86	\$37.76
Grand Forks, ND-MN MetroSA		ANNUAL:	\$60,380	\$46,540	\$49,230	\$61,780	\$64,240	\$81,360
Employment:	80	HOURLY:	\$29.03	\$22.38	\$23.67	\$29.70	\$30.88	\$39.11
West ND Nonmetro Area		ANNUAL:	\$64,340	\$48,180	\$51,890	\$62,400	\$76,500	\$80,280
Employment:	240	HOURLY:	\$30.93	\$23.16	\$24.95	\$30.00	\$36.78	\$38.60
East ND Nonmetro Area		ANNUAL:	\$59,470	\$40,680	\$49,050	\$60,580	\$64,880	\$77,150
Employment:	260	HOURLY:	\$28.59	\$19.56	\$23.58	\$29.12	\$31.19	\$37.09

'N/A' indicates data or information cannot be released due to reliability, availability, or confidentiality restrictions. Since a portion of substate employment is not attributed to a region, substate areas will NOT add up to statewide totals. Rounding and the absence of suppressed data may also affect additivity.

		WAGE ESTIMATES						
		Average (Mean)	10th Percentile	25th Percentile	50th Percentile (Median)	75th Percentile	90th Percentile	
49-3042 Mobile Heavy Equipment Mechanics, Except Engines								
Alternate Job Title(s): Bulldozer Mechanic; Construction Equipment Mechanic; Forklift Mechanic								
Diagnose, adjust, repair, or overhaul mobile mechanical, hydraulic, and pneumatic equipment, such as cranes, bulldozers, graders, and conveyors, used in construction, logging, and mining. Excludes Bus and Truck Mechanics and Diesel Engine Specialists (49-3031) and Rail Car Repairers (49-3043).								
North Dakota		ANNUAL:	\$69,250	\$48,140	\$56,760	\$65,540	\$79,920	\$94,660
Employment:	2,270	HOURLY:	\$33.29	\$23.14	\$27.29	\$31.51	\$38.42	\$45.51
Region 1		ANNUAL:	\$67,690	\$47,650	\$58,010	\$63,280	\$76,060	\$90,290
Employment:	490	HOURLY:	\$32.54	\$22.91	\$27.89	\$30.43	\$36.57	\$43.41
Region 2		ANNUAL:	\$70,800	\$49,100	\$60,650	\$73,080	\$79,960	\$94,620
Employment:	300	HOURLY:	\$34.04	\$23.61	\$29.16	\$35.14	\$38.44	\$45.49
Region 3		ANNUAL:	\$64,050	\$45,850	\$50,450	\$60,320	\$78,160	\$80,940
Employment:	60	HOURLY:	\$30.79	\$22.04	\$24.25	\$29.00	\$37.58	\$38.91
Region 4		ANNUAL:	\$68,890	\$45,890	\$56,940	\$73,250	\$79,830	\$94,190
Employment:	170	HOURLY:	\$33.12	\$22.06	\$27.37	\$35.22	\$38.38	\$45.28
Region 5		ANNUAL:	\$66,340	\$47,460	\$51,550	\$63,110	\$79,570	\$90,130
Employment:	510	HOURLY:	\$31.89	\$22.82	\$24.78	\$30.34	\$38.25	\$43.33
Region 6		ANNUAL:	\$70,280	\$42,620	\$60,270	\$78,500	\$80,570	\$94,340
Employment:	120	HOURLY:	\$33.79	\$20.49	\$28.97	\$37.74	\$38.74	\$45.35
Region 7		ANNUAL:	\$77,110	\$50,460	\$60,490	\$79,020	\$89,240	\$115,730
Employment:	370	HOURLY:	\$37.07	\$24.26	\$29.08	\$37.99	\$42.91	\$55.64
Region 8		ANNUAL:	\$65,990	\$47,140	\$51,470	\$62,460	\$76,730	\$86,760
Employment:	250	HOURLY:	\$31.72	\$22.66	\$24.74	\$30.03	\$36.89	\$41.71
Bismarck, ND MetroSA		ANNUAL:	\$68,180	\$49,850	\$53,590	\$65,990	\$82,810	\$89,240
Employment:	250	HOURLY:	\$32.78	\$23.97	\$25.77	\$31.73	\$39.81	\$42.91
Fargo, ND-MN MetroSA		ANNUAL:	\$66,100	\$47,460	\$51,550	\$63,110	\$79,070	\$89,400
Employment:	450	HOURLY:	\$31.78	\$22.82	\$24.78	\$30.34	\$38.02	\$42.98
Grand Forks, ND-MN MetroSA		ANNUAL:	\$68,200	\$47,990	\$55,590	\$70,100	\$79,830	\$90,600
Employment:	150	HOURLY:	\$32.79	\$23.07	\$26.73	\$33.70	\$38.38	\$43.56
West ND Nonmetro Area		ANNUAL:	\$71,010	\$48,860	\$59,070	\$66,750	\$79,920	\$99,950
Employment:	1,150	HOURLY:	\$34.14	\$23.49	\$28.40	\$32.09	\$38.42	\$48.06
East ND Nonmetro Area		ANNUAL:	\$68,710	\$45,850	\$56,940	\$67,750	\$80,380	\$94,040
Employment:	290	HOURLY:	\$33.04	\$22.04	\$27.37	\$32.57	\$38.64	\$45.21

'N/A' indicates data or information cannot be released due to reliability, availability, or confidentiality restrictions. Since a portion of substate employment is not attributed to a region, substate areas will NOT add up to statewide totals. Rounding and the absence of suppressed data may also affect additivity.

			WAGE ESTIMATES					
			Average (Mean)	10th Percentile	25th Percentile	50th Percentile (Median)	75th Percentile	90th Percentile
49-3051 Motorboat Mechanics and Service Technicians								
Alternate Job Title(s): Certified Marine Mechanic; Outboard Motor Mechanic								
Repair and adjust electrical and mechanical equipment of inboard or inboard-outboard boat engines. Excludes Bus and Truck Mechanics and Diesel Engine Specialists (49-3031).								
North Dakota		ANNUAL:	\$54,540	\$38,340	\$44,640	\$56,730	\$61,000	\$67,100
Employment:	100	HOURLY:	\$26.22	\$18.44	\$21.46	\$27.28	\$29.33	\$32.26
Region 7		ANNUAL:	\$55,390	\$40,540	\$45,400	\$57,670	\$61,700	\$62,770
Employment:	30	HOURLY:	\$26.63	\$19.49	\$21.83	\$27.73	\$29.66	\$30.18
Bismarck, ND MetroSA		ANNUAL:	\$55,600	\$40,540	\$45,400	\$57,670	\$61,700	\$62,770
Employment:	30	HOURLY:	\$26.73	\$19.49	\$21.83	\$27.73	\$29.67	\$30.18
Fargo, ND-MN MetroSA		ANNUAL:	\$55,940	\$39,910	\$48,610	\$57,160	\$60,370	\$74,230
Employment:	30	HOURLY:	\$26.89	\$19.19	\$23.37	\$27.48	\$29.03	\$35.69
East ND Nonmetro Area		ANNUAL:	\$50,340	\$32,150	\$41,020	\$59,150	\$61,000	\$61,000
Employment:	10	HOURLY:	\$24.20	\$15.46	\$19.72	\$28.44	\$29.33	\$29.33

49-3052 Motorcycle Mechanics**Alternate Job Title(s):** All Terrain Vehicle Technician; Motor Scooter Mechanic; Motorcycle Service Technician

Diagnose, adjust, repair, or overhaul motorcycles, scooters, mopeds, dirt bikes, or similar motorized vehicles.

North Dakota		ANNUAL:	\$48,170	\$35,090	\$39,150	\$48,730	\$56,160	\$57,740
Employment:	110	HOURLY:	\$23.16	\$16.87	\$18.82	\$23.43	\$27.00	\$27.76
Region 5		ANNUAL:	\$48,110	\$35,360	\$37,890	\$48,590	\$55,930	\$57,440
Employment:	30	HOURLY:	\$23.13	\$17.00	\$18.22	\$23.36	\$26.89	\$27.61
Region 6		ANNUAL:	\$49,820	\$39,160	\$46,280	\$50,880	\$56,570	\$57,500
Employment:	10	HOURLY:	\$23.95	\$18.82	\$22.25	\$24.46	\$27.20	\$27.64
Fargo, ND-MN MetroSA		ANNUAL:	\$48,010	\$35,360	\$37,890	\$47,700	\$55,650	\$57,300
Employment:	30	HOURLY:	\$23.08	\$17.00	\$18.22	\$22.93	\$26.75	\$27.55
East ND Nonmetro Area		ANNUAL:	\$49,560	\$35,900	\$45,430	\$48,590	\$57,500	\$58,360
Employment:	20	HOURLY:	\$23.83	\$17.26	\$21.84	\$23.36	\$27.64	\$28.06

'N/A' indicates data or information cannot be released due to reliability, availability, or confidentiality restrictions. Since a portion of substate employment is not attributed to a region, substate areas will NOT add up to statewide totals. Rounding and the absence of suppressed data may also affect additivity.

			WAGE ESTIMATES					
			Average (Mean)	10th Percentile	25th Percentile	50th Percentile (Median)	75th Percentile	90th Percentile
49-3053 Outdoor Power Equipment and Other Small Engine Mechanics								
Alternate Job Title(s): Golf Cart Mechanic; Lawn Mower Repairer; Mobility Scooter Repairer; Power Saw Mechanic								
Diagnose, adjust, repair, or overhaul small engines used to power lawn mowers, chain saws, recreational sporting equipment, and related equipment.								
North Dakota		ANNUAL:	\$50,070	\$33,280	\$36,730	\$49,990	\$58,170	\$69,600
Employment:	90	HOURLY:	\$24.07	\$16.00	\$17.66	\$24.04	\$27.96	\$33.46
Region 4		ANNUAL:	\$48,080	\$35,040	\$39,180	\$47,860	\$57,960	\$67,960
Employment:	20	HOURLY:	\$23.12	\$16.85	\$18.84	\$23.01	\$27.86	\$32.67
Region 5		ANNUAL:	\$52,480	\$35,740	\$45,230	\$50,130	\$59,690	\$71,520
Employment:	30	HOURLY:	\$25.23	\$17.18	\$21.75	\$24.10	\$28.70	\$34.39
Region 7		ANNUAL:	\$43,850	\$32,890	\$35,480	\$36,730	\$54,640	\$59,000
Employment:	20	HOURLY:	\$21.08	\$15.81	\$17.06	\$17.66	\$26.27	\$28.37
Bismarck, ND MetroSA		ANNUAL:	\$43,840	\$32,900	\$35,470	\$36,730	\$54,640	\$59,000
Employment:	20	HOURLY:	\$21.08	\$15.82	\$17.06	\$17.66	\$26.27	\$28.37
Fargo, ND-MN MetroSA		ANNUAL:	\$52,090	\$35,740	\$40,150	\$50,120	\$59,950	\$71,520
Employment:	40	HOURLY:	\$25.05	\$17.18	\$19.30	\$24.10	\$28.82	\$34.39
Grand Forks, ND-MN MetroSA		ANNUAL:	\$48,080	\$35,040	\$39,180	\$47,860	\$57,960	\$67,960
Employment:	20	HOURLY:	\$23.12	\$16.85	\$18.84	\$23.01	\$27.86	\$32.67
West ND Nonmetro Area		ANNUAL:	\$55,390	\$33,280	\$46,900	\$55,470	\$69,600	\$69,600
Employment:	20	HOURLY:	\$26.63	\$16.00	\$22.55	\$26.67	\$33.46	\$33.46

49-3091 Bicycle Repairers**Alternate Job Title(s):** Bicycle Mechanic; Bicycle Service Technician

Repair and service bicycles.

North Dakota		ANNUAL:	\$38,770	\$20,160	\$31,510	\$35,720	\$48,720	\$48,720
Employment:	N/A	HOURLY:	\$18.64	\$9.69	\$15.15	\$17.17	\$23.42	\$23.42
Region 5		ANNUAL:	\$38,900	\$20,160	\$31,510	\$35,720	\$48,720	\$48,720
Employment:	40	HOURLY:	\$18.70	\$9.69	\$15.15	\$17.17	\$23.42	\$23.42
Fargo, ND-MN MetroSA		ANNUAL:	\$37,480	\$22,210	\$31,510	\$35,720	\$48,720	\$48,720
Employment:	50	HOURLY:	\$18.02	\$10.68	\$15.15	\$17.17	\$23.42	\$23.42

'N/A' indicates data or information cannot be released due to reliability, availability, or confidentiality restrictions. Since a portion of substate employment is not attributed to a region, substate areas will NOT add up to statewide totals. Rounding and the absence of suppressed data may also affect additivity.

			WAGE ESTIMATES					
			Average (Mean)	10th Percentile	25th Percentile	50th Percentile (Median)	75th Percentile	90th Percentile
49-3092 Recreational Vehicle Service Technicians								
Alternate Job Title(s): Recreational Vehicle (RV) Repairer; RV Mechanic								
Diagnose, inspect, adjust, repair, or overhaul recreational vehicles including travel trailers. May specialize in maintaining gas, electrical, hydraulic, plumbing, or chassis/towing systems as well as repairing generators, appliances, and interior components. Includes workers who perform customized van conversions. Excludes Automotive Service Technicians and Mechanics (49-3023) and Bus and Truck Mechanics and Diesel Engine Specialists (49-3031) who also work on recreation vehicles.								
North Dakota		ANNUAL:	\$47,970	\$35,540	\$41,400	\$46,570	\$52,770	\$59,580
Employment:	110	HOURLY:	\$23.06	\$17.09	\$19.90	\$22.39	\$25.37	\$28.65
Region 2		ANNUAL:	\$49,400	\$35,540	\$41,290	\$48,400	\$52,470	\$71,690
Employment:	20	HOURLY:	\$23.75	\$17.09	\$19.85	\$23.27	\$25.23	\$34.47
Region 5		ANNUAL:	\$48,220	\$34,180	\$42,940	\$44,440	\$56,180	\$60,270
Employment:	30	HOURLY:	\$23.18	\$16.43	\$20.64	\$21.37	\$27.01	\$28.98
Region 7		ANNUAL:	\$45,960	\$37,440	\$41,400	\$43,890	\$51,460	\$52,770
Employment:	40	HOURLY:	\$22.09	\$18.00	\$19.90	\$21.10	\$24.74	\$25.37
Bismarck, ND MetroSA		ANNUAL:	\$45,870	\$37,440	\$41,400	\$43,890	\$51,460	\$52,770
Employment:	40	HOURLY:	\$22.05	\$18.00	\$19.90	\$21.10	\$24.74	\$25.37
Fargo, ND-MN MetroSA		ANNUAL:	\$48,370	\$34,180	\$42,940	\$44,440	\$56,180	\$60,270
Employment:	30	HOURLY:	\$23.25	\$16.44	\$20.65	\$21.37	\$27.01	\$28.98
West ND Nonmetro Area		ANNUAL:	\$49,460	\$38,250	\$43,260	\$48,440	\$54,750	\$58,480
Employment:	30	HOURLY:	\$23.78	\$18.39	\$20.80	\$23.29	\$26.32	\$28.12
East ND Nonmetro Area		ANNUAL:	\$50,610	\$40,410	\$45,710	\$51,100	\$54,900	\$60,800
Employment:	10	HOURLY:	\$24.33	\$19.43	\$21.97	\$24.57	\$26.40	\$29.23

49-3093 Tire Repairers and Changers**Alternate Job Title(s):** Tire Balancer; Tire Fixer

Repair and replace tires.

North Dakota		ANNUAL:	\$39,710	\$32,690	\$37,250	\$38,280	\$44,720	\$48,040
Employment:	350	HOURLY:	\$19.09	\$15.72	\$17.91	\$18.40	\$21.50	\$23.10
Region 4		ANNUAL:	\$39,680	\$31,930	\$36,740	\$38,300	\$42,070	\$48,590
Employment:	40	HOURLY:	\$19.08	\$15.35	\$17.66	\$18.41	\$20.23	\$23.36
Region 5		ANNUAL:	\$39,500	\$32,330	\$37,890	\$38,280	\$44,720	\$47,000
Employment:	100	HOURLY:	\$18.99	\$15.54	\$18.22	\$18.40	\$21.50	\$22.60
Region 6		ANNUAL:	\$37,530	\$24,960	\$35,920	\$37,790	\$38,820	\$47,340
Employment:	30	HOURLY:	\$18.04	\$12.00	\$17.27	\$18.17	\$18.66	\$22.76
Region 7		ANNUAL:	\$39,610	\$36,400	\$37,250	\$38,340	\$41,290	\$46,940
Employment:	80	HOURLY:	\$19.04	\$17.50	\$17.91	\$18.43	\$19.85	\$22.57
Bismarck, ND MetroSA		ANNUAL:	\$39,650	\$36,400	\$37,250	\$38,670	\$41,290	\$46,940
Employment:	80	HOURLY:	\$19.06	\$17.50	\$17.91	\$18.59	\$19.85	\$22.57
Fargo, ND-MN MetroSA		ANNUAL:	\$39,490	\$32,330	\$37,320	\$38,220	\$44,720	\$47,000
Employment:	110	HOURLY:	\$18.99	\$15.54	\$17.94	\$18.38	\$21.50	\$22.60
West ND Nonmetro Area		ANNUAL:	\$40,870	\$35,760	\$36,940	\$38,590	\$48,040	\$49,040
Employment:	90	HOURLY:	\$19.65	\$17.19	\$17.76	\$18.55	\$23.10	\$23.58
East ND Nonmetro Area		ANNUAL:	\$38,370	\$24,960	\$36,090	\$37,790	\$42,070	\$47,340
Employment:	50	HOURLY:	\$18.45	\$12.00	\$17.35	\$18.17	\$20.23	\$22.76

'N/A' indicates data or information cannot be released due to reliability, availability, or confidentiality restrictions. Since a portion of substate employment is not attributed to a region, substate areas will NOT add up to statewide totals. Rounding and the absence of suppressed data may also affect additivity.

			WAGE ESTIMATES					
			Average (Mean)	10th Percentile	25th Percentile	50th Percentile (Median)	75th Percentile	90th Percentile
49-9011 Mechanical Door Repairers								
Alternate Job Title(s): Automatic Door Mechanic								
Install, service, or repair automatic door mechanisms and hydraulic doors. Includes garage door mechanics.								
North Dakota		ANNUAL:	\$46,470	\$37,180	\$38,960	\$48,050	\$48,720	\$61,350
Employment:	100	HOURLY:	\$22.34	\$17.87	\$18.73	\$23.10	\$23.42	\$29.50
Region 5		ANNUAL:	\$46,850	\$38,520	\$38,960	\$48,050	\$48,590	\$61,820
Employment:	60	HOURLY:	\$22.52	\$18.52	\$18.73	\$23.10	\$23.36	\$29.72
Fargo, ND-MN MetroSA		ANNUAL:	\$46,890	\$38,520	\$38,960	\$46,440	\$48,600	\$61,820
Employment:	60	HOURLY:	\$22.55	\$18.52	\$18.73	\$22.33	\$23.36	\$29.72

49-9012 Control and Valve Installers and Repairers, Except Mechanical Door**Alternate Job Title(s):** Air Valve Mechanic; Gas Meter Installer; Thermostat Repairer

Install, repair, and maintain mechanical regulating and controlling devices, such as electric meters, gas regulators, thermostats, safety and flow valves, and other mechanical governors.

North Dakota		ANNUAL:	\$96,420	\$77,720	\$92,130	\$100,070	\$102,240	\$106,540
Employment:	180	HOURLY:	\$46.36	\$37.36	\$44.29	\$48.11	\$49.15	\$51.22
Region 1		ANNUAL:	\$96,410	\$79,040	\$88,760	\$98,890	\$101,290	\$116,260
Employment:	60	HOURLY:	\$46.35	\$38.00	\$42.67	\$47.54	\$48.70	\$55.89
Region 5		ANNUAL:	\$90,130	\$61,360	\$77,660	\$101,560	\$101,560	\$103,370
Employment:	20	HOURLY:	\$43.33	\$29.50	\$37.34	\$48.83	\$48.83	\$49.70
Region 7		ANNUAL:	\$97,240	\$77,520	\$99,140	\$101,420	\$101,760	\$106,590
Employment:	20	HOURLY:	\$46.75	\$37.27	\$47.66	\$48.76	\$48.92	\$51.25
Fargo, ND-MN MetroSA		ANNUAL:	\$83,000	\$60,630	\$75,990	\$79,940	\$101,560	\$101,560
Employment:	10	HOURLY:	\$39.91	\$29.15	\$36.53	\$38.43	\$48.83	\$48.83
West ND Nonmetro Area		ANNUAL:	\$97,370	\$77,790	\$91,520	\$100,070	\$102,580	\$108,960
Employment:	120	HOURLY:	\$46.81	\$37.40	\$44.00	\$48.11	\$49.32	\$52.38
East ND Nonmetro Area		ANNUAL:	\$97,530	\$92,130	\$92,130	\$102,030	\$102,560	\$103,370
Employment:	20	HOURLY:	\$46.89	\$44.29	\$44.29	\$49.05	\$49.31	\$49.70

'N/A' indicates data or information cannot be released due to reliability, availability, or confidentiality restrictions. Since a portion of substate employment is not attributed to a region, substate areas will NOT add up to statewide totals. Rounding and the absence of suppressed data may also affect additivity.

			WAGE ESTIMATES					
			Average (Mean)	10th Percentile	25th Percentile	50th Percentile (Median)	75th Percentile	90th Percentile
49-9021 Heating, Air Conditioning, and Refrigeration Mechanics and Installers								
Alternate Job Title(s): Gas Furnace Installer; Heating, Ventilation, and Air Conditioning (HVAC) Mechanic; Oil Burner Repairer								
Install or repair heating, central air conditioning, HVAC, or refrigeration systems, including oil burners, hot-air furnaces, and heating stoves.								
North Dakota		ANNUAL:	\$64,320	\$45,600	\$50,170	\$63,030	\$73,510	\$82,260
Employment:	940	HOURLY:	\$30.92	\$21.93	\$24.12	\$30.30	\$35.34	\$39.55
Region 2		ANNUAL:	\$65,590	\$46,640	\$54,230	\$65,240	\$71,490	\$84,220
Employment:	80	HOURLY:	\$31.53	\$22.42	\$26.07	\$31.36	\$34.37	\$40.49
Region 3		ANNUAL:	\$65,160	\$47,050	\$59,280	\$62,030	\$71,980	\$82,100
Employment:	10	HOURLY:	\$31.32	\$22.62	\$28.50	\$29.82	\$34.61	\$39.47
Region 4		ANNUAL:	\$63,590	\$45,210	\$48,550	\$62,730	\$72,540	\$82,390
Employment:	100	HOURLY:	\$30.57	\$21.74	\$23.34	\$30.16	\$34.88	\$39.61
Region 5		ANNUAL:	\$65,770	\$45,600	\$50,050	\$64,680	\$78,750	\$82,260
Employment:	420	HOURLY:	\$31.62	\$21.93	\$24.06	\$31.10	\$37.86	\$39.55
Region 6		ANNUAL:	\$59,400	\$40,630	\$47,410	\$58,710	\$70,720	\$77,940
Employment:	50	HOURLY:	\$28.56	\$19.54	\$22.80	\$28.22	\$34.00	\$37.47
Region 7		ANNUAL:	\$62,140	\$45,410	\$50,170	\$61,900	\$70,900	\$79,540
Employment:	200	HOURLY:	\$29.88	\$21.83	\$24.12	\$29.76	\$34.08	\$38.24
Region 8		ANNUAL:	\$65,430	\$45,950	\$58,160	\$70,720	\$71,120	\$79,830
Employment:	30	HOURLY:	\$31.46	\$22.09	\$27.96	\$34.00	\$34.19	\$38.38
Bismarck, ND MetroSA		ANNUAL:	\$62,200	\$45,410	\$50,170	\$61,900	\$70,790	\$79,540
Employment:	180	HOURLY:	\$29.90	\$21.83	\$24.12	\$29.76	\$34.04	\$38.24
Fargo, ND-MN MetroSA		ANNUAL:	\$65,640	\$45,600	\$50,050	\$63,480	\$78,750	\$82,260
Employment:	410	HOURLY:	\$31.56	\$21.93	\$24.06	\$30.52	\$37.86	\$39.55
Grand Forks, ND-MN MetroSA		ANNUAL:	\$63,510	\$45,190	\$48,550	\$62,520	\$76,770	\$82,910
Employment:	90	HOURLY:	\$30.54	\$21.73	\$23.34	\$30.06	\$36.91	\$39.86
West ND Nonmetro Area		ANNUAL:	\$64,620	\$46,300	\$51,750	\$65,820	\$71,490	\$82,600
Employment:	170	HOURLY:	\$31.07	\$22.26	\$24.88	\$31.64	\$34.37	\$39.71
East ND Nonmetro Area		ANNUAL:	\$62,580	\$46,420	\$49,660	\$60,410	\$71,640	\$77,920
Employment:	120	HOURLY:	\$30.09	\$22.32	\$23.88	\$29.04	\$34.44	\$37.46

'N/A' indicates data or information cannot be released due to reliability, availability, or confidentiality restrictions. Since a portion of substate employment is not attributed to a region, substate areas will NOT add up to statewide totals. Rounding and the absence of suppressed data may also affect additivity.

			WAGE ESTIMATES					
			Average (Mean)	10th Percentile	25th Percentile	50th Percentile (Median)	75th Percentile	90th Percentile
49-9031 Home Appliance Repairers								
Alternate Job Title(s): Vacuum Cleaner Repairer; Washing Machine Installer; Window Air Conditioner Installer								
Repair, adjust, or install all types of electric or gas household appliances, such as refrigerators, washers, dryers, and ovens.								
North Dakota		ANNUAL:	\$47,080	\$27,360	\$36,210	\$48,420	\$58,790	\$72,540
Employment:	160	HOURLY:	\$22.64	\$13.15	\$17.41	\$23.28	\$28.26	\$34.88
Region 4		ANNUAL:	\$44,360	\$26,710	\$35,420	\$40,910	\$53,190	\$59,880
Employment:	30	HOURLY:	\$21.32	\$12.84	\$17.03	\$19.67	\$25.57	\$28.79
Region 5		ANNUAL:	\$49,200	\$27,430	\$36,130	\$49,380	\$63,110	\$64,790
Employment:	40	HOURLY:	\$23.65	\$13.19	\$17.37	\$23.74	\$30.34	\$31.15
Region 7		ANNUAL:	\$41,500	\$27,040	\$34,060	\$38,140	\$48,420	\$60,970
Employment:	30	HOURLY:	\$19.95	\$13.00	\$16.38	\$18.34	\$23.28	\$29.31
Bismarck, ND MetroSA		ANNUAL:	\$41,500	\$27,040	\$34,060	\$38,140	\$48,420	\$60,970
Employment:	30	HOURLY:	\$19.95	\$13.00	\$16.38	\$18.34	\$23.28	\$29.31
Fargo, ND-MN MetroSA		ANNUAL:	\$52,920	\$27,490	\$36,610	\$58,550	\$63,110	\$74,690
Employment:	50	HOURLY:	\$25.44	\$13.22	\$17.60	\$28.15	\$30.34	\$35.91
Grand Forks, ND-MN MetroSA		ANNUAL:	\$44,350	\$26,710	\$35,420	\$40,910	\$53,190	\$59,880
Employment:	30	HOURLY:	\$21.32	\$12.84	\$17.03	\$19.67	\$25.57	\$28.79
West ND Nonmetro Area		ANNUAL:	\$50,190	\$36,210	\$36,260	\$50,500	\$58,790	\$72,540
Employment:	50	HOURLY:	\$24.13	\$17.41	\$17.43	\$24.28	\$28.26	\$34.88

'N/A' indicates data or information cannot be released due to reliability, availability, or confidentiality restrictions. Since a portion of substate employment is not attributed to a region, substate areas will NOT add up to statewide totals. Rounding and the absence of suppressed data may also affect additivity.

		WAGE ESTIMATES						
		Average (Mean)	10th Percentile	25th Percentile	50th Percentile (Median)	75th Percentile	90th Percentile	
49-9041 Industrial Machinery Mechanics								
Alternate Job Title(s): Boilerhouse Mechanic; Foundry Equipment Mechanic; Hydroelectric Machinery Mechanic								
Repair, install, adjust, or maintain industrial production and processing machinery or refinery and pipeline distribution systems. May also install, dismantle, or move machinery and heavy equipment according to plans. Excludes Mobile Heavy Equipment Mechanics, Except Engines (49-3042), and Maintenance Workers, Machinery (49-9043).								
North Dakota		ANNUAL:	\$68,810	\$49,400	\$56,800	\$62,240	\$78,570	\$98,980
Employment:	2,620	HOURLY:	\$33.08	\$23.75	\$27.31	\$29.93	\$37.78	\$47.59
Region 1		ANNUAL:	\$73,310	\$53,290	\$59,730	\$64,890	\$83,830	\$98,990
Employment:	820	HOURLY:	\$35.24	\$25.62	\$28.72	\$31.20	\$40.30	\$47.59
Region 2		ANNUAL:	\$74,940	\$50,160	\$58,250	\$62,690	\$96,370	\$99,920
Employment:	240	HOURLY:	\$36.03	\$24.11	\$28.00	\$30.14	\$46.33	\$48.04
Region 3		ANNUAL:	\$54,390	\$43,600	\$44,340	\$57,920	\$60,490	\$61,670
Employment:	20	HOURLY:	\$26.15	\$20.96	\$21.32	\$27.84	\$29.08	\$29.65
Region 4		ANNUAL:	\$60,410	\$48,110	\$51,170	\$60,500	\$65,290	\$71,370
Employment:	140	HOURLY:	\$29.04	\$23.13	\$24.60	\$29.09	\$31.39	\$34.31
Region 5		ANNUAL:	\$61,610	\$47,590	\$50,990	\$60,740	\$66,670	\$73,740
Employment:	700	HOURLY:	\$29.62	\$22.88	\$24.52	\$29.20	\$32.05	\$35.45
Region 6		ANNUAL:	\$58,370	\$40,720	\$49,400	\$56,560	\$62,630	\$71,090
Employment:	100	HOURLY:	\$28.06	\$19.58	\$23.75	\$27.19	\$30.11	\$34.18
Region 7		ANNUAL:	\$76,390	\$50,820	\$58,040	\$67,050	\$105,030	\$109,160
Employment:	310	HOURLY:	\$36.73	\$24.43	\$27.90	\$32.24	\$50.49	\$52.48
Region 8		ANNUAL:	\$68,710	\$48,830	\$57,680	\$61,770	\$78,080	\$96,940
Employment:	280	HOURLY:	\$33.03	\$23.48	\$27.73	\$29.70	\$37.54	\$46.60
Bismarck, ND MetroSA		ANNUAL:	\$64,730	\$48,550	\$55,430	\$61,300	\$72,250	\$87,950
Employment:	180	HOURLY:	\$31.12	\$23.34	\$26.65	\$29.47	\$34.74	\$42.29
Fargo, ND-MN MetroSA		ANNUAL:	\$62,710	\$48,180	\$52,720	\$60,740	\$69,540	\$74,710
Employment:	480	HOURLY:	\$30.15	\$23.16	\$25.35	\$29.20	\$33.43	\$35.92
Grand Forks, ND-MN MetroSA		ANNUAL:	\$62,320	\$48,110	\$54,500	\$60,650	\$66,830	\$75,860
Employment:	140	HOURLY:	\$29.96	\$23.13	\$26.20	\$29.16	\$32.13	\$36.47
West ND Nonmetro Area		ANNUAL:	\$74,420	\$52,000	\$59,260	\$64,890	\$87,540	\$106,990
Employment:	1,470	HOURLY:	\$35.78	\$25.00	\$28.49	\$31.20	\$42.09	\$51.44
East ND Nonmetro Area		ANNUAL:	\$58,620	\$44,340	\$50,330	\$60,380	\$65,290	\$68,450
Employment:	410	HOURLY:	\$28.18	\$21.32	\$24.20	\$29.03	\$31.39	\$32.91

49-9043 Maintenance Workers, Machinery**Alternate Job Title(s):** Crane Oiler

Lubricate machinery, change parts, or perform other routine machinery maintenance. Excludes Maintenance and Repair Workers, General (49-9071).

North Dakota		ANNUAL:	\$67,780	\$46,180	\$56,000	\$68,310	\$79,600	\$80,500
Employment:	30	HOURLY:	\$32.59	\$22.20	\$26.92	\$32.84	\$38.27	\$38.70

'N/A' indicates data or information cannot be released due to reliability, availability, or confidentiality restrictions. Since a portion of substate employment is not attributed to a region, substate areas will NOT add up to statewide totals. Rounding and the absence of suppressed data may also affect additivity.

			WAGE ESTIMATES					
			Average (Mean)	10th Percentile	25th Percentile	50th Percentile (Median)	75th Percentile	90th Percentile
49-9044 Millwrights								
Alternate Job Title(s): Machine Erector; Machinery Dismantler; Maintenance Millwright								
Install, dismantle, or move machinery and heavy equipment according to layout plans, blueprints, or other drawings.								
North Dakota		ANNUAL:	\$63,700	\$50,140	\$57,430	\$60,000	\$66,730	\$91,510
Employment:	160	HOURLY:	\$30.63	\$24.11	\$27.61	\$28.85	\$32.08	\$43.99
Region 5		ANNUAL:	\$63,380	\$50,160	\$57,430	\$60,000	\$63,700	\$91,510
Employment:	80	HOURLY:	\$30.47	\$24.12	\$27.61	\$28.85	\$30.62	\$43.99
Region 6		ANNUAL:	\$63,430	\$49,450	\$50,490	\$57,430	\$66,730	\$93,250
Employment:	10	HOURLY:	\$30.49	\$23.77	\$24.27	\$27.61	\$32.08	\$44.83
Fargo, ND-MN MetroSA		ANNUAL:	\$61,110	\$50,080	\$59,180	\$60,000	\$60,680	\$75,390
Employment:	60	HOURLY:	\$29.38	\$24.08	\$28.45	\$28.85	\$29.18	\$36.24
East ND Nonmetro Area		ANNUAL:	\$66,680	\$50,490	\$53,270	\$57,430	\$91,510	\$91,510
Employment:	40	HOURLY:	\$32.06	\$24.27	\$25.61	\$27.61	\$43.99	\$43.99

'N/A' indicates data or information cannot be released due to reliability, availability, or confidentiality restrictions. Since a portion of substate employment is not attributed to a region, substate areas will NOT add up to statewide totals. Rounding and the absence of suppressed data may also affect additivity.

		WAGE ESTIMATES						
		Average (Mean)	10th Percentile	25th Percentile	50th Percentile (Median)	75th Percentile	90th Percentile	
49-9051 Electrical Power-Line Installers and Repairers								
Alternate Job Title(s): Electric Powerline Examiner; Electric Utility Lineworker; Electrical High Tension Tester; Electrical Lineworker								
Install or repair cables or wires used in electrical power or distribution systems. May erect poles and light or heavy duty transmission towers. Excludes Electrical and Electronics Repairers, Powerhouse, Substation, and Relay (49-2095).								
North Dakota		ANNUAL:	\$96,550	\$71,020	\$85,690	\$104,100	\$107,400	\$115,610
Employment:	590	HOURLY:	\$46.42	\$34.14	\$41.20	\$50.05	\$51.64	\$55.58
Region 1		ANNUAL:	\$93,660	\$51,000	\$81,950	\$95,850	\$115,290	\$115,290
Employment:	110	HOURLY:	\$45.03	\$24.52	\$39.40	\$46.08	\$55.43	\$55.43
Region 2		ANNUAL:	\$106,910	\$86,330	\$104,730	\$106,910	\$107,530	\$126,420
Employment:	70	HOURLY:	\$51.40	\$41.50	\$50.35	\$51.40	\$51.70	\$60.78
Region 3		ANNUAL:	\$99,940	\$81,950	\$87,510	\$106,110	\$106,330	\$116,580
Employment:	40	HOURLY:	\$48.05	\$39.40	\$42.07	\$51.01	\$51.12	\$56.05
Region 4		ANNUAL:	\$104,280	\$84,430	\$104,100	\$111,260	\$111,260	\$111,260
Employment:	40	HOURLY:	\$50.13	\$40.59	\$50.05	\$53.49	\$53.49	\$53.49
Region 5		ANNUAL:	\$99,880	\$80,340	\$94,300	\$104,310	\$106,110	\$111,950
Employment:	70	HOURLY:	\$48.02	\$38.62	\$45.34	\$50.15	\$51.01	\$53.82
Region 6		ANNUAL:	\$91,990	\$63,480	\$81,160	\$98,230	\$104,590	\$112,150
Employment:	60	HOURLY:	\$44.23	\$30.52	\$39.02	\$47.22	\$50.28	\$53.92
Region 7		ANNUAL:	\$96,670	\$71,120	\$82,380	\$98,560	\$107,530	\$122,800
Employment:	130	HOURLY:	\$46.48	\$34.19	\$39.61	\$47.38	\$51.70	\$59.04
Region 8		ANNUAL:	\$86,090	\$49,150	\$64,270	\$88,750	\$105,690	\$109,830
Employment:	70	HOURLY:	\$41.39	\$23.63	\$30.90	\$42.67	\$50.81	\$52.80
Bismarck, ND MetroSA		ANNUAL:	\$98,220	\$71,120	\$82,540	\$98,650	\$106,160	\$126,450
Employment:	70	HOURLY:	\$47.22	\$34.19	\$39.69	\$47.43	\$51.04	\$60.79
Fargo, ND-MN MetroSA		ANNUAL:	\$97,180	\$80,110	\$86,320	\$104,310	\$104,880	\$116,580
Employment:	60	HOURLY:	\$46.72	\$38.52	\$41.50	\$50.15	\$50.43	\$56.05
Grand Forks, ND-MN MetroSA		ANNUAL:	\$100,390	\$77,630	\$95,470	\$111,260	\$111,260	\$111,260
Employment:	40	HOURLY:	\$48.27	\$37.32	\$45.90	\$53.49	\$53.49	\$53.49
West ND Nonmetro Area		ANNUAL:	\$95,160	\$63,310	\$82,630	\$103,900	\$107,530	\$115,290
Employment:	290	HOURLY:	\$45.75	\$30.44	\$39.73	\$49.95	\$51.70	\$55.43
East ND Nonmetro Area		ANNUAL:	\$96,390	\$81,160	\$86,080	\$103,380	\$106,330	\$115,610
Employment:	120	HOURLY:	\$46.34	\$39.02	\$41.39	\$49.70	\$51.12	\$55.58

'N/A' indicates data or information cannot be released due to reliability, availability, or confidentiality restrictions. Since a portion of substate employment is not attributed to a region, substate areas will NOT add up to statewide totals. Rounding and the absence of suppressed data may also affect additivity.

			WAGE ESTIMATES					
			Average (Mean)	10th Percentile	25th Percentile	50th Percentile (Median)	75th Percentile	90th Percentile
49-9052 Telecommunications Line Installers and Repairers								
Alternate Job Title(s): Cable Television Installer; FIOS Line Installer; Telephone Cable Splicer								
Install and repair telecommunications cable, including fiber optics.								
North Dakota		ANNUAL:	\$74,700	\$45,840	\$58,500	\$79,740	\$82,530	\$98,270
Employment:	220	HOURLY:	\$35.91	\$22.04	\$28.13	\$38.34	\$39.68	\$47.24
Region 1		ANNUAL:	\$73,460	\$45,840	\$58,740	\$81,500	\$82,540	\$88,320
Employment:	20	HOURLY:	\$35.32	\$22.04	\$28.24	\$39.18	\$39.68	\$42.46
Region 2		ANNUAL:	\$84,970	\$77,450	\$77,450	\$81,300	\$89,390	\$102,900
Employment:	50	HOURLY:	\$40.85	\$37.24	\$37.24	\$39.09	\$42.97	\$49.47
Region 5		ANNUAL:	\$66,500	\$37,610	\$49,320	\$59,610	\$81,920	\$92,880
Employment:	50	HOURLY:	\$31.97	\$18.08	\$23.71	\$28.66	\$39.39	\$44.65
Region 7		ANNUAL:	\$65,740	\$45,310	\$49,050	\$58,920	\$78,580	\$88,000
Employment:	40	HOURLY:	\$31.60	\$21.78	\$23.58	\$28.33	\$37.78	\$42.31
Fargo, ND-MN MetroSA		ANNUAL:	\$65,680	\$37,610	\$49,320	\$58,500	\$80,550	\$98,270
Employment:	50	HOURLY:	\$31.58	\$18.08	\$23.71	\$28.13	\$38.73	\$47.24
Grand Forks, ND-MN MetroSA		ANNUAL:	\$75,190	\$45,170	\$61,240	\$80,100	\$88,410	\$95,380
Employment:	20	HOURLY:	\$36.15	\$21.72	\$29.44	\$38.51	\$42.51	\$45.86
West ND Nonmetro Area		ANNUAL:	\$78,610	\$49,040	\$73,500	\$81,010	\$89,390	\$99,630
Employment:	90	HOURLY:	\$37.79	\$23.58	\$35.34	\$38.95	\$42.97	\$47.90

49-9062 Medical Equipment Repairers**Alternate Job Title(s):** Biomedical Equipment Technician; Radiology Equipment Servicer; Surgical Instrument Mechanic

Test, adjust, or repair biomedical or electromedical equipment.

North Dakota		ANNUAL:	\$68,350	\$39,790	\$44,050	\$68,150	\$91,590	\$91,590
Employment:	230	HOURLY:	\$32.86	\$19.13	\$21.18	\$32.77	\$44.03	\$44.03
Region 5		ANNUAL:	\$69,140	\$40,010	\$44,050	\$71,580	\$91,590	\$91,590
Employment:	150	HOURLY:	\$33.24	\$19.23	\$21.18	\$34.41	\$44.03	\$44.03
Fargo, ND-MN MetroSA		ANNUAL:	\$69,820	\$39,960	\$44,050	\$76,390	\$91,590	\$91,590
Employment:	150	HOURLY:	\$33.57	\$19.21	\$21.18	\$36.73	\$44.03	\$44.03

49-9063 Musical Instrument Repairers and Tuners**Alternate Job Title(s):** Brass and Wind Instrument Repairer; Piano Tuner; Violin Repairer

Repair percussion, stringed, reed, or wind instruments. May specialize in one area, such as piano tuning. Excludes Audiovisual Equipment Installers and Repairers (49-2097) who repair electrical and electronic musical instruments.

North Dakota		ANNUAL:	\$41,290	\$28,420	\$33,940	\$42,890	\$47,950	\$58,800
Employment:	20	HOURLY:	\$19.85	\$13.66	\$16.32	\$20.62	\$23.05	\$28.27

'N/A' indicates data or information cannot be released due to reliability, availability, or confidentiality restrictions. Since a portion of substate employment is not attributed to a region, substate areas will NOT add up to statewide totals. Rounding and the absence of suppressed data may also affect additivity.

			WAGE ESTIMATES					
			Average (Mean)	10th Percentile	25th Percentile	50th Percentile (Median)	75th Percentile	90th Percentile
49-9069 Precision Instrument and Equipment Repairers, All Other								
Alternate Job Title(s): Gyroscope Repairer; Telescope Repairer								
All precision instrument and equipment repairers not listed separately.								
North Dakota		ANNUAL:	\$49,500	\$31,730	\$31,970	\$52,010	\$58,280	\$71,770
Employment:	30	HOURLY:	\$23.80	\$15.26	\$15.37	\$25.01	\$28.02	\$34.50
Region 5		ANNUAL:	\$48,280	\$31,970	\$31,970	\$52,010	\$58,280	\$71,770
Employment:	20	HOURLY:	\$23.21	\$15.37	\$15.37	\$25.01	\$28.02	\$34.50
Fargo, ND-MN MetroSA		ANNUAL:	\$48,430	\$31,970	\$31,970	\$52,010	\$58,280	\$71,770
Employment:	20	HOURLY:	\$23.28	\$15.37	\$15.37	\$25.01	\$28.02	\$34.50
49-9071 Maintenance and Repair Workers, General								
Alternate Job Title(s): Building Maintenance Mechanic; Facilities Maintenance Worker; General Maintenance Worker								
Perform work involving the skills of two or more maintenance or craft occupations to keep machines, mechanical equipment, or the structure of a building in repair. Duties may involve pipe fitting; HVAC maintenance; insulating; welding; machining; carpentry; repairing electrical or mechanical equipment; installing, aligning, and balancing new equipment; and repairing buildings, floors, or stairs. Excludes Facilities Managers (11-3013) and Maintenance Workers, Machinery (49-9043).								
North Dakota		ANNUAL:	\$47,520	\$31,320	\$38,080	\$46,800	\$53,150	\$62,980
Employment:	3,900	HOURLY:	\$22.84	\$15.06	\$18.31	\$22.50	\$25.55	\$30.28
Region 1		ANNUAL:	\$49,660	\$33,510	\$39,320	\$47,720	\$55,430	\$64,630
Employment:	330	HOURLY:	\$23.87	\$16.11	\$18.91	\$22.94	\$26.65	\$31.07
Region 2		ANNUAL:	\$49,530	\$32,250	\$38,340	\$47,610	\$56,010	\$66,330
Employment:	430	HOURLY:	\$23.81	\$15.50	\$18.43	\$22.89	\$26.93	\$31.89
Region 3		ANNUAL:	\$47,480	\$31,910	\$37,760	\$46,800	\$55,680	\$61,780
Employment:	200	HOURLY:	\$22.83	\$15.34	\$18.15	\$22.50	\$26.77	\$29.70
Region 4		ANNUAL:	\$44,090	\$31,330	\$31,330	\$41,290	\$49,320	\$62,190
Employment:	620	HOURLY:	\$21.19	\$15.06	\$15.06	\$19.85	\$23.71	\$29.90
Region 5		ANNUAL:	\$48,540	\$33,090	\$38,940	\$47,630	\$56,410	\$64,690
Employment:	1,210	HOURLY:	\$23.34	\$15.91	\$18.72	\$22.90	\$27.12	\$31.10
Region 6		ANNUAL:	\$46,390	\$31,200	\$37,730	\$46,390	\$50,060	\$61,140
Employment:	210	HOURLY:	\$22.30	\$15.00	\$18.14	\$22.30	\$24.07	\$29.39
Region 7		ANNUAL:	\$46,760	\$32,780	\$37,540	\$45,740	\$51,140	\$62,440
Employment:	680	HOURLY:	\$22.48	\$15.76	\$18.05	\$21.99	\$24.58	\$30.02
Region 8		ANNUAL:	\$46,880	\$31,200	\$37,890	\$45,640	\$51,770	\$61,260
Employment:	200	HOURLY:	\$22.54	\$15.00	\$18.22	\$21.94	\$24.89	\$29.45
Bismarck, ND MetroSA		ANNUAL:	\$45,810	\$31,550	\$36,710	\$45,590	\$50,420	\$61,480
Employment:	570	HOURLY:	\$22.02	\$15.17	\$17.65	\$21.92	\$24.24	\$29.56
Fargo, ND-MN MetroSA		ANNUAL:	\$48,830	\$33,370	\$39,110	\$47,680	\$56,540	\$64,260
Employment:	1,220	HOURLY:	\$23.48	\$16.04	\$18.81	\$22.92	\$27.18	\$30.90
Grand Forks, ND-MN MetroSA		ANNUAL:	\$45,250	\$31,320	\$32,010	\$43,990	\$50,510	\$63,000
Employment:	650	HOURLY:	\$21.76	\$15.06	\$15.39	\$21.15	\$24.28	\$30.29
West ND Nonmetro Area		ANNUAL:	\$49,300	\$32,250	\$38,920	\$47,460	\$55,680	\$65,340
Employment:	1,070	HOURLY:	\$23.70	\$15.50	\$18.71	\$22.82	\$26.77	\$31.41
East ND Nonmetro Area		ANNUAL:	\$46,920	\$31,530	\$37,750	\$46,390	\$52,600	\$62,010
Employment:	630	HOURLY:	\$22.56	\$15.16	\$18.15	\$22.30	\$25.29	\$29.81

'N/A' indicates data or information cannot be released due to reliability, availability, or confidentiality restrictions. Since a portion of substate employment is not attributed to a region, substate areas will NOT add up to statewide totals. Rounding and the absence of suppressed data may also affect additivity.

		WAGE ESTIMATES						
		Average (Mean)	10th Percentile	25th Percentile	50th Percentile (Median)	75th Percentile	90th Percentile	
49-9081 Wind Turbine Service Technicians								
Alternate Job Title(s): Wind Energy Technician; Wind Turbine Mechanic								
Inspect, diagnose, adjust, or repair wind turbines. Perform maintenance on wind turbine equipment including resolving electrical, mechanical, and hydraulic malfunctions.								
North Dakota		ANNUAL:	\$72,110	\$47,840	\$52,770	\$63,920	\$95,290	\$95,900
Employment:	310	HOURLY:	\$34.67	\$23.00	\$25.37	\$30.73	\$45.81	\$46.11
Region 1		ANNUAL:	\$65,580	\$47,840	\$56,560	\$56,560	\$86,590	\$95,680
Employment:	90	HOURLY:	\$31.53	\$23.00	\$27.19	\$27.19	\$41.63	\$46.00
Region 7		ANNUAL:	\$80,280	\$47,290	\$61,400	\$94,090	\$94,790	\$111,110
Employment:	70	HOURLY:	\$38.59	\$22.73	\$29.52	\$45.23	\$45.57	\$53.42
Region 8		ANNUAL:	\$72,010	\$47,840	\$52,770	\$57,800	\$95,680	\$100,440
Employment:	40	HOURLY:	\$34.62	\$23.00	\$25.37	\$27.79	\$46.00	\$48.29
West ND Nonmetro Area		ANNUAL:	\$70,440	\$47,840	\$52,770	\$56,560	\$95,680	\$98,200
Employment:	190	HOURLY:	\$33.87	\$23.00	\$25.37	\$27.19	\$46.00	\$47.21

49-9091 Coin, Vending, and Amusement Machine Servicers and Repairers**Alternate Job Title(s):** Arcade Games Mechanic; Parking Meter Collector; Slot Machine Mechanic; Vending Machine Filler

Install, service, adjust, or repair coin, vending, or amusement machines including video games, juke boxes, pinball machines, or slot machines.

North Dakota		ANNUAL:	\$53,220	\$29,540	\$45,920	\$50,290	\$60,640	\$76,870
Employment:	190	HOURLY:	\$25.59	\$14.20	\$22.08	\$24.18	\$29.15	\$36.96
Region 4		ANNUAL:	\$53,260	\$28,260	\$30,690	\$48,750	\$76,870	\$76,870
Employment:	10	HOURLY:	\$25.61	\$13.58	\$14.75	\$23.44	\$36.96	\$36.96
Region 5		ANNUAL:	\$53,990	\$32,650	\$46,460	\$52,520	\$60,310	\$76,870
Employment:	60	HOURLY:	\$25.96	\$15.70	\$22.34	\$25.25	\$28.99	\$36.96
Region 7		ANNUAL:	\$49,470	\$28,940	\$33,860	\$45,920	\$57,470	\$69,500
Employment:	30	HOURLY:	\$23.78	\$13.91	\$16.28	\$22.08	\$27.63	\$33.41
Region 8		ANNUAL:	\$46,300	\$26,610	\$28,940	\$50,500	\$50,500	\$76,870
Employment:	10	HOURLY:	\$22.26	\$12.79	\$13.91	\$24.28	\$24.28	\$36.96
Bismarck, ND MetroSA		ANNUAL:	\$47,660	\$28,590	\$33,860	\$45,920	\$57,350	\$66,710
Employment:	30	HOURLY:	\$22.92	\$13.75	\$16.28	\$22.08	\$27.57	\$32.07
Fargo, ND-MN MetroSA		ANNUAL:	\$51,360	\$31,510	\$43,620	\$52,080	\$57,780	\$64,790
Employment:	60	HOURLY:	\$24.69	\$15.15	\$20.97	\$25.04	\$27.78	\$31.15
West ND Nonmetro Area		ANNUAL:	\$51,490	\$28,940	\$46,440	\$46,450	\$50,500	\$76,870
Employment:	50	HOURLY:	\$24.76	\$13.91	\$22.33	\$22.33	\$24.28	\$36.96
East ND Nonmetro Area		ANNUAL:	\$58,840	\$29,490	\$46,460	\$46,460	\$76,870	\$76,870
Employment:	50	HOURLY:	\$28.29	\$14.18	\$22.34	\$22.34	\$36.96	\$36.96

'N/A' indicates data or information cannot be released due to reliability, availability, or confidentiality restrictions. Since a portion of substate employment is not attributed to a region, substate areas will NOT add up to statewide totals. Rounding and the absence of suppressed data may also affect additivity.

		WAGE ESTIMATES						
		Average (Mean)	10th Percentile	25th Percentile	50th Percentile (Median)	75th Percentile	90th Percentile	
49-9094 Locksmiths and Safe Repairers								
Alternate Job Title(s): Key Maker; Safe and Vault Installer; Safe and Vault Mechanic								
Repair and open locks, make keys, change locks and safe combinations, and install and repair safes.								
North Dakota		ANNUAL:	\$47,550	\$36,750	\$40,250	\$44,960	\$53,210	\$68,640
Employment:	100	HOURLY:	\$22.86	\$17.67	\$19.35	\$21.62	\$25.58	\$33.00
Region 5		ANNUAL:	\$49,320	\$37,000	\$43,060	\$45,010	\$53,570	\$71,950
Employment:	40	HOURLY:	\$23.71	\$17.79	\$20.70	\$21.64	\$25.75	\$34.59
Fargo, ND-MN MetroSA		ANNUAL:	\$50,290	\$37,000	\$43,060	\$45,400	\$56,250	\$69,360
Employment:	N/A	HOURLY:	\$24.18	\$17.79	\$20.70	\$21.83	\$27.04	\$33.35

49-9096 Riggers**Alternate Job Title(s):** Acrobatic Rigger; Crane Rigger; Yard Rigger

Set up or repair rigging for construction projects, manufacturing plants, logging yards, ships and shipyards, or for the entertainment industry.

North Dakota		ANNUAL:	\$82,040	\$30,490	\$48,070	\$63,380	\$156,000	\$156,000
Employment:	160	HOURLY:	\$39.44	\$14.66	\$23.11	\$30.47	\$75.00	\$75.00
Region 1		ANNUAL:	\$64,950	\$30,490	\$30,490	\$61,770	\$76,730	\$156,640
Employment:	70	HOURLY:	\$31.22	\$14.66	\$14.66	\$29.70	\$36.89	\$75.31
Region 5		ANNUAL:	\$135,770	\$61,520	\$156,000	\$156,000	\$156,000	\$156,000
Employment:	40	HOURLY:	\$65.27	\$29.58	\$75.00	\$75.00	\$75.00	\$75.00
Fargo, ND-MN MetroSA		ANNUAL:	\$135,770	\$61,520	\$156,000	\$156,000	\$156,000	\$156,000
Employment:	40	HOURLY:	\$65.27	\$29.58	\$75.00	\$75.00	\$75.00	\$75.00
West ND Nonmetro Area		ANNUAL:	\$61,140	\$30,490	\$41,290	\$51,230	\$75,940	\$79,970
Employment:	110	HOURLY:	\$29.40	\$14.66	\$19.85	\$24.63	\$36.51	\$38.45

49-9098 Helpers--Installation, Maintenance, and Repair Workers**Alternate Job Title(s):** Automobile Body Repairer Helper; Locksmith Helper; Motorboat Mechanic Helper

Help installation, maintenance, and repair workers in maintenance, parts replacement, and repair of vehicles, industrial machinery, and electrical and electronic equipment. Perform duties such as furnishing tools, materials, and supplies to other workers; cleaning work area, machines, and tools; and holding materials or tools for other workers.

North Dakota		ANNUAL:	\$42,480	\$29,150	\$34,410	\$44,250	\$47,130	\$56,980
Employment:	90	HOURLY:	\$20.42	\$14.02	\$16.54	\$21.28	\$22.66	\$27.40
Region 2		ANNUAL:	\$36,850	\$27,600	\$30,240	\$34,410	\$40,090	\$45,250
Employment:	10	HOURLY:	\$17.71	\$13.27	\$14.54	\$16.54	\$19.27	\$21.75
Region 5		ANNUAL:	\$43,200	\$33,260	\$42,640	\$44,720	\$45,060	\$48,910
Employment:	30	HOURLY:	\$20.77	\$15.99	\$20.50	\$21.50	\$21.66	\$23.51
Region 7		ANNUAL:	\$44,880	\$29,310	\$31,750	\$43,440	\$55,670	\$64,240
Employment:	20	HOURLY:	\$21.58	\$14.09	\$15.26	\$20.89	\$26.77	\$30.88
Fargo, ND-MN MetroSA		ANNUAL:	\$41,770	\$26,610	\$36,460	\$44,720	\$44,820	\$48,910
Employment:	40	HOURLY:	\$20.08	\$12.79	\$17.53	\$21.50	\$21.55	\$23.51
West ND Nonmetro Area		ANNUAL:	\$41,980	\$19,960	\$30,240	\$42,810	\$48,270	\$57,650
Employment:	30	HOURLY:	\$20.18	\$9.59	\$14.54	\$20.58	\$23.21	\$27.72

'N/A' indicates data or information cannot be released due to reliability, availability, or confidentiality restrictions. Since a portion of substate employment is not attributed to a region, substate areas will NOT add up to statewide totals. Rounding and the absence of suppressed data may also affect additivity.

		WAGE ESTIMATES						
		Average (Mean)	10th Percentile	25th Percentile	50th Percentile (Median)	75th Percentile	90th Percentile	
49-9099 Installation, Maintenance, and Repair Workers, All Other								
Alternate Job Title(s): Bowling Alley Mechanic; Fabric Awning Repairer; Fire Extinguisher Installer; Gasoline Pump Installer; Gunsmith; Parachute Repairer; Sail Repairer								
All installation, maintenance, and repair workers not listed separately.								
North Dakota		ANNUAL:	\$49,680	\$33,280	\$37,690	\$46,800	\$52,410	\$74,250
Employment:	830	HOURLY:	\$23.88	\$16.00	\$18.12	\$22.50	\$25.20	\$35.70
Region 1		ANNUAL:	\$49,700	\$36,480	\$45,060	\$46,800	\$49,780	\$74,250
Employment:	130	HOURLY:	\$23.89	\$17.54	\$21.66	\$22.50	\$23.93	\$35.70
Region 2		ANNUAL:	\$50,470	\$35,400	\$39,520	\$46,810	\$50,570	\$83,200
Employment:	90	HOURLY:	\$24.26	\$17.02	\$19.00	\$22.50	\$24.31	\$40.00
Region 3		ANNUAL:	\$70,310	\$35,530	\$47,670	\$78,870	\$88,750	\$94,600
Employment:	30	HOURLY:	\$33.80	\$17.08	\$22.92	\$37.92	\$42.67	\$45.48
Region 4		ANNUAL:	\$50,170	\$32,240	\$35,050	\$41,900	\$56,220	\$88,750
Employment:	60	HOURLY:	\$24.12	\$15.50	\$16.85	\$20.14	\$27.03	\$42.67
Region 5		ANNUAL:	\$45,730	\$31,320	\$35,750	\$42,130	\$50,350	\$62,080
Employment:	270	HOURLY:	\$21.98	\$15.06	\$17.19	\$20.25	\$24.21	\$29.85
Region 6		ANNUAL:	\$49,480	\$31,450	\$33,280	\$46,800	\$63,340	\$79,830
Employment:	30	HOURLY:	\$23.79	\$15.12	\$16.00	\$22.50	\$30.45	\$38.38
Region 7		ANNUAL:	\$52,770	\$35,340	\$39,890	\$49,790	\$63,110	\$74,250
Employment:	130	HOURLY:	\$25.37	\$16.99	\$19.18	\$23.94	\$30.34	\$35.70
Bismarck, ND MetroSA		ANNUAL:	\$54,170	\$36,430	\$42,680	\$50,670	\$63,110	\$75,300
Employment:	120	HOURLY:	\$26.04	\$17.51	\$20.52	\$24.36	\$30.34	\$36.20
Fargo, ND-MN MetroSA		ANNUAL:	\$45,460	\$31,320	\$35,750	\$42,130	\$50,350	\$62,080
Employment:	260	HOURLY:	\$21.86	\$15.06	\$17.19	\$20.25	\$24.21	\$29.85
Grand Forks, ND-MN MetroSA		ANNUAL:	\$50,080	\$32,120	\$35,050	\$44,000	\$56,220	\$82,910
Employment:	50	HOURLY:	\$24.08	\$15.44	\$16.85	\$21.15	\$27.03	\$39.86
West ND Nonmetro Area		ANNUAL:	\$49,110	\$36,480	\$39,520	\$46,800	\$49,780	\$69,690
Employment:	320	HOURLY:	\$23.61	\$17.54	\$19.00	\$22.50	\$23.93	\$33.51
East ND Nonmetro Area		ANNUAL:	\$57,910	\$32,070	\$33,650	\$48,600	\$79,830	\$92,040
Employment:	80	HOURLY:	\$27.84	\$15.42	\$16.18	\$23.36	\$38.38	\$44.25

'N/A' indicates data or information cannot be released due to reliability, availability, or confidentiality restrictions. Since a portion of substate employment is not attributed to a region, substate areas will NOT add up to statewide totals. Rounding and the absence of suppressed data may also affect additivity.

		WAGE ESTIMATES					
		Average (Mean)	10th Percentile	25th Percentile	50th Percentile (Median)	75th Percentile	90th Percentile
51-0000 Production Occupations							
Alternate Job Title(s): N/A							
North Dakota Employment: 23,650	ANNUAL:	\$54,250	\$34,300	\$40,210	\$48,190	\$62,120	\$80,980
	HOURLY:	\$26.08	\$16.49	\$19.33	\$23.17	\$29.86	\$38.93
Region 1 Employment: 1,470	ANNUAL:	\$69,080	\$37,590	\$47,510	\$63,090	\$90,860	\$103,160
	HOURLY:	\$33.21	\$18.07	\$22.84	\$30.33	\$43.68	\$49.60
Region 2 Employment: 1,360	ANNUAL:	\$53,760	\$31,200	\$36,260	\$46,910	\$63,140	\$93,300
	HOURLY:	\$25.85	\$15.00	\$17.43	\$22.55	\$30.36	\$44.86
Region 3 Employment: 480	ANNUAL:	\$44,330	\$30,330	\$35,250	\$44,460	\$48,160	\$58,770
	HOURLY:	\$21.31	\$14.58	\$16.95	\$21.38	\$23.16	\$28.26
Region 4 Employment: 2,870	ANNUAL:	\$49,920	\$34,990	\$39,200	\$47,300	\$59,040	\$68,390
	HOURLY:	\$24.00	\$16.82	\$18.85	\$22.74	\$28.39	\$32.88
Region 5 Employment: 10,860	ANNUAL:	\$50,220	\$35,130	\$40,850	\$47,470	\$58,660	\$66,640
	HOURLY:	\$24.14	\$16.89	\$19.64	\$22.82	\$28.20	\$32.04
Region 6 Employment: 1,570	ANNUAL:	\$49,780	\$31,680	\$38,050	\$46,360	\$58,300	\$71,450
	HOURLY:	\$23.93	\$15.23	\$18.29	\$22.29	\$28.03	\$34.35
Region 7 Employment: 3,430	ANNUAL:	\$66,840	\$33,140	\$41,120	\$59,760	\$96,930	\$107,260
	HOURLY:	\$32.13	\$15.93	\$19.77	\$28.73	\$46.60	\$51.57
Region 8 Employment: 1,460	ANNUAL:	\$56,230	\$36,150	\$39,520	\$47,950	\$62,360	\$93,300
	HOURLY:	\$27.04	\$17.38	\$19.00	\$23.05	\$29.98	\$44.86
Bismarck, ND MetroSA Employment: 2,550	ANNUAL:	\$57,260	\$33,130	\$37,980	\$52,990	\$64,740	\$107,090
	HOURLY:	\$27.53	\$15.93	\$18.26	\$25.48	\$31.13	\$51.49
Fargo, ND-MN MetroSA Employment: 8,560	ANNUAL:	\$48,440	\$34,710	\$40,470	\$47,060	\$54,960	\$61,500
	HOURLY:	\$23.29	\$16.69	\$19.46	\$22.63	\$26.42	\$29.57
Grand Forks, ND-MN MetroSA Employment: 2,790	ANNUAL:	\$50,670	\$34,670	\$39,090	\$47,720	\$59,590	\$71,910
	HOURLY:	\$24.36	\$16.67	\$18.79	\$22.94	\$28.65	\$34.57
West ND Nonmetro Area Employment: 5,170	ANNUAL:	\$65,770	\$35,260	\$41,330	\$56,850	\$89,450	\$107,260
	HOURLY:	\$31.62	\$16.95	\$19.87	\$27.33	\$43.01	\$51.57
East ND Nonmetro Area Employment: 5,920	ANNUAL:	\$51,600	\$34,190	\$40,260	\$48,240	\$63,030	\$66,640
	HOURLY:	\$24.81	\$16.44	\$19.36	\$23.19	\$30.30	\$32.04

'N/A' indicates data or information cannot be released due to reliability, availability, or confidentiality restrictions. Since a portion of substate employment is not attributed to a region, substate areas will NOT add up to statewide totals. Rounding and the absence of suppressed data may also affect additivity.

		WAGE ESTIMATES						
		Average (Mean)	10th Percentile	25th Percentile	50th Percentile (Median)	75th Percentile	90th Percentile	
51-1011 First-Line Supervisors of Production and Operating Workers								
Alternate Job Title(s): Assembly Line Supervisor; Machinist Supervisor; Printing Worker Supervisor								
Directly supervise and coordinate the activities of production and operating workers, such as inspectors, precision workers, machine setters and operators, assemblers, fabricators, and plant and system operators. Excludes team or work leaders.								
North Dakota		ANNUAL:	\$78,730	\$50,620	\$60,080	\$73,560	\$87,910	\$126,880
Employment:	1,570	HOURLY:	\$37.85	\$24.34	\$28.89	\$35.37	\$42.27	\$61.00
Region 1		ANNUAL:	\$101,050	\$55,290	\$75,710	\$96,900	\$127,800	\$157,230
Employment:	90	HOURLY:	\$48.58	\$26.58	\$36.40	\$46.59	\$61.44	\$75.59
Region 2		ANNUAL:	\$90,200	\$49,390	\$57,550	\$76,280	\$125,010	\$141,790
Employment:	80	HOURLY:	\$43.37	\$23.75	\$27.67	\$36.67	\$60.10	\$68.17
Region 3		ANNUAL:	\$62,760	\$47,440	\$51,130	\$56,160	\$71,570	\$90,410
Employment:	30	HOURLY:	\$30.17	\$22.81	\$24.58	\$27.00	\$34.41	\$43.47
Region 4		ANNUAL:	\$72,600	\$48,950	\$59,240	\$65,150	\$80,230	\$103,140
Employment:	210	HOURLY:	\$34.90	\$23.54	\$28.48	\$31.32	\$38.57	\$49.59
Region 5		ANNUAL:	\$70,990	\$50,860	\$57,650	\$68,130	\$78,970	\$96,120
Employment:	720	HOURLY:	\$34.13	\$24.45	\$27.72	\$32.75	\$37.96	\$46.21
Region 6		ANNUAL:	\$69,180	\$49,830	\$55,280	\$63,260	\$74,960	\$91,970
Employment:	100	HOURLY:	\$33.26	\$23.96	\$26.58	\$30.41	\$36.04	\$44.22
Region 7		ANNUAL:	\$97,650	\$60,670	\$69,710	\$87,910	\$133,030	\$133,900
Employment:	260	HOURLY:	\$46.95	\$29.17	\$33.52	\$42.27	\$63.96	\$64.38
Region 8		ANNUAL:	\$87,430	\$47,010	\$64,130	\$68,640	\$104,440	\$161,630
Employment:	70	HOURLY:	\$42.04	\$22.60	\$30.83	\$33.00	\$50.21	\$77.71
Bismarck, ND MetroSA		ANNUAL:	\$89,630	\$57,900	\$67,320	\$80,960	\$112,350	\$133,900
Employment:	190	HOURLY:	\$43.09	\$27.84	\$32.37	\$38.93	\$54.01	\$64.38
Fargo, ND-MN MetroSA		ANNUAL:	\$70,540	\$50,330	\$56,340	\$66,580	\$78,970	\$95,820
Employment:	600	HOURLY:	\$33.91	\$24.20	\$27.09	\$32.01	\$37.96	\$46.07
Grand Forks, ND-MN MetroSA		ANNUAL:	\$73,010	\$48,950	\$58,610	\$67,030	\$80,780	\$103,960
Employment:	220	HOURLY:	\$35.10	\$23.54	\$28.18	\$32.22	\$38.84	\$49.98
West ND Nonmetro Area		ANNUAL:	\$99,270	\$53,230	\$65,890	\$83,830	\$131,460	\$154,950
Employment:	310	HOURLY:	\$47.73	\$25.59	\$31.68	\$40.30	\$63.20	\$74.50
East ND Nonmetro Area		ANNUAL:	\$70,630	\$49,930	\$58,970	\$70,590	\$78,560	\$95,280
Employment:	350	HOURLY:	\$33.96	\$24.01	\$28.35	\$33.94	\$37.77	\$45.81

'N/A' indicates data or information cannot be released due to reliability, availability, or confidentiality restrictions. Since a portion of substate employment is not attributed to a region, substate areas will NOT add up to statewide totals. Rounding and the absence of suppressed data may also affect additivity.

		WAGE ESTIMATES						
		Average (Mean)	10th Percentile	25th Percentile	50th Percentile (Median)	75th Percentile	90th Percentile	
51-2028 Electrical, Electronic, and Electromechanical Assemblers, Except Coil Winders, Tapers, and Finishers								
Alternate Job Title(s): Anode Builder; Battery Builder; Circuit Board Assembler; Electric Motor Controls Assembler; Programmable Logic Controller Assembler; Synchronous Motor Assembler; Vacuum Cleaner Assembler; Vending Machine Assembler								
Assemble or modify electrical, electronic, or electromechanical equipment or devices.								
North Dakota		ANNUAL:	\$42,090	\$34,640	\$37,870	\$39,460	\$45,920	\$50,030
Employment:	520	HOURLY:	\$20.24	\$16.66	\$18.21	\$18.97	\$22.08	\$24.05
Region 5		ANNUAL:	\$43,440	\$37,070	\$38,130	\$45,760	\$45,920	\$50,030
Employment:	310	HOURLY:	\$20.89	\$17.82	\$18.33	\$22.00	\$22.08	\$24.05
Fargo, ND-MN MetroSA		ANNUAL:	\$43,860	\$36,710	\$38,130	\$45,760	\$45,920	\$50,030
Employment:	320	HOURLY:	\$21.09	\$17.65	\$18.33	\$22.00	\$22.08	\$24.05
Grand Forks, ND-MN MetroSA		ANNUAL:	\$46,020	\$32,130	\$33,050	\$45,230	\$54,910	\$61,110
Employment:	30	HOURLY:	\$22.13	\$15.45	\$15.89	\$21.75	\$26.40	\$29.38
West ND Nonmetro Area		ANNUAL:	\$39,820	\$31,610	\$37,870	\$37,870	\$39,330	\$47,950
Employment:	190	HOURLY:	\$19.14	\$15.20	\$18.21	\$18.21	\$18.91	\$23.05
East ND Nonmetro Area		ANNUAL:	\$40,340	\$31,640	\$33,090	\$39,540	\$44,260	\$51,890
Employment:	30	HOURLY:	\$19.39	\$15.21	\$15.91	\$19.01	\$21.28	\$24.95

51-2041 Structural Metal Fabricators and Fitters**Alternate Job Title(s):** Mill Beam Fitter; Protector Plate Attacher

Fabricate, position, align, and fit parts of structural metal products. Shipfitters are included in Layout Workers, Metal and Plastic (51-4192).

North Dakota		ANNUAL:	\$51,670	\$44,730	\$48,100	\$48,480	\$53,670	\$63,770
Employment:	160	HOURLY:	\$24.84	\$21.51	\$23.13	\$23.31	\$25.80	\$30.66
Region 5		ANNUAL:	\$50,050	\$46,520	\$48,130	\$48,480	\$50,100	\$53,670
Employment:	100	HOURLY:	\$24.06	\$22.36	\$23.14	\$23.31	\$24.08	\$25.80
Region 6		ANNUAL:	\$59,260	\$44,720	\$47,740	\$61,660	\$67,020	\$85,190
Employment:	20	HOURLY:	\$28.49	\$21.50	\$22.95	\$29.64	\$32.22	\$40.96
Fargo, ND-MN MetroSA		ANNUAL:	\$49,050	\$46,520	\$48,110	\$48,480	\$48,480	\$50,100
Employment:	90	HOURLY:	\$23.58	\$22.36	\$23.13	\$23.31	\$23.31	\$24.09
East ND Nonmetro Area		ANNUAL:	\$55,940	\$44,720	\$47,740	\$53,670	\$62,630	\$67,020
Employment:	40	HOURLY:	\$26.89	\$21.50	\$22.95	\$25.80	\$30.11	\$32.22

51-2051 Fiberglass Laminators and Fabricators**Alternate Job Title(s):** Fiberglass Boat Builder; Fiberglass Ski Maker

Laminate layers of fiberglass on molds to form boat decks and hulls, bodies for golf carts, automobiles, or other products.

North Dakota		ANNUAL:	\$47,750	\$45,090	\$45,170	\$45,170	\$46,480	\$47,390
Employment:	70	HOURLY:	\$22.96	\$21.68	\$21.72	\$21.72	\$22.34	\$22.78

'N/A' indicates data or information cannot be released due to reliability, availability, or confidentiality restrictions. Since a portion of substate employment is not attributed to a region, substate areas will NOT add up to statewide totals. Rounding and the absence of suppressed data may also affect additivity.

		WAGE ESTIMATES						
		Average (Mean)	10th Percentile	25th Percentile	50th Percentile (Median)	75th Percentile	90th Percentile	
51-2090 Miscellaneous Assemblers and Fabricators								
Alternate Job Title(s): Lead Team Assembler; Team Assembly Line Machine Operator; Team Automobile Assembler; Air Bag Builder; Crate Builder; Doll Maker								
Work as part of a team having responsibility for assembling an entire product or component of a product. Team assemblers can perform all tasks conducted by the team in the assembly process and rotate through all or most of them, rather than being assigned to a specific task on a permanent basis. May participate in making management decisions affecting the work. Includes team leaders who work as part of the team. Assemblers who continuously perform the same task are classified elsewhere in 51-2000. Includes all other assemblers and fabricators not listed separately.								
North Dakota		ANNUAL:	\$48,410	\$37,230	\$42,150	\$47,390	\$54,960	\$63,030
Employment:	4,830	HOURLY:	\$23.28	\$17.90	\$20.27	\$22.78	\$26.42	\$30.30
Region 2		ANNUAL:	\$42,040	\$35,450	\$35,770	\$43,390	\$46,910	\$47,750
Employment:	90	HOURLY:	\$20.21	\$17.04	\$17.20	\$20.86	\$22.55	\$22.95
Region 3		ANNUAL:	\$41,680	\$34,900	\$37,280	\$40,320	\$46,830	\$47,220
Employment:	60	HOURLY:	\$20.04	\$16.78	\$17.92	\$19.38	\$22.51	\$22.70
Region 4		ANNUAL:	\$43,740	\$36,810	\$39,600	\$41,600	\$48,700	\$50,310
Employment:	560	HOURLY:	\$21.03	\$17.70	\$19.04	\$20.00	\$23.41	\$24.19
Region 5		ANNUAL:	\$49,210	\$40,580	\$42,150	\$47,470	\$54,960	\$63,030
Employment:	3,300	HOURLY:	\$23.66	\$19.51	\$20.27	\$22.82	\$26.42	\$30.30
Region 6		ANNUAL:	\$47,150	\$29,170	\$39,430	\$45,720	\$56,710	\$58,300
Employment:	280	HOURLY:	\$22.67	\$14.02	\$18.96	\$21.98	\$27.26	\$28.03
Region 7		ANNUAL:	\$52,100	\$35,450	\$45,030	\$59,760	\$59,760	\$59,760
Employment:	430	HOURLY:	\$25.05	\$17.04	\$21.65	\$28.73	\$28.73	\$28.73
Region 8		ANNUAL:	\$44,930	\$36,170	\$40,570	\$47,390	\$47,990	\$50,390
Employment:	80	HOURLY:	\$21.60	\$17.39	\$19.50	\$22.78	\$23.07	\$24.23
Bismarck, ND MetroSA		ANNUAL:	\$52,300	\$35,450	\$46,170	\$59,760	\$59,760	\$59,760
Employment:	420	HOURLY:	\$25.14	\$17.04	\$22.20	\$28.73	\$28.73	\$28.73
Fargo, ND-MN MetroSA		ANNUAL:	\$47,090	\$39,630	\$42,150	\$47,000	\$54,960	\$54,960
Employment:	2,650	HOURLY:	\$22.64	\$19.05	\$20.27	\$22.60	\$26.42	\$26.42
Grand Forks, ND-MN MetroSA		ANNUAL:	\$44,640	\$36,810	\$39,090	\$41,160	\$49,960	\$51,040
Employment:	470	HOURLY:	\$21.46	\$17.70	\$18.79	\$19.79	\$24.02	\$24.54
West ND Nonmetro Area		ANNUAL:	\$44,000	\$34,900	\$36,920	\$44,990	\$47,390	\$50,420
Employment:	200	HOURLY:	\$21.15	\$16.78	\$17.75	\$21.63	\$22.78	\$24.24
East ND Nonmetro Area		ANNUAL:	\$51,110	\$37,270	\$41,600	\$47,750	\$63,030	\$63,030
Employment:	1,360	HOURLY:	\$24.57	\$17.92	\$20.00	\$22.96	\$30.30	\$30.30

'N/A' indicates data or information cannot be released due to reliability, availability, or confidentiality restrictions. Since a portion of substate employment is not attributed to a region, substate areas will NOT add up to statewide totals. Rounding and the absence of suppressed data may also affect additivity.

		WAGE ESTIMATES						
		Average (Mean)	10th Percentile	25th Percentile	50th Percentile (Median)	75th Percentile	90th Percentile	
51-3011 Bakers								
Alternate Job Title(s): Bagel Maker; Bread Baker; Pastry Finisher								
Mix and bake ingredients to produce breads, rolls, cookies, cakes, pies, pastries, or other baked goods. Pastry chefs in restaurants and hotels are included with Chefs and Head Cooks (35-1011).								
North Dakota		ANNUAL:	\$37,410	\$28,450	\$30,580	\$35,770	\$40,210	\$49,920
Employment:	790	HOURLY:	\$17.99	\$13.68	\$14.70	\$17.20	\$19.33	\$24.00
Region 1		ANNUAL:	\$34,750	\$26,710	\$28,800	\$34,200	\$36,690	\$46,730
Employment:	30	HOURLY:	\$16.71	\$12.84	\$13.84	\$16.44	\$17.64	\$22.47
Region 2		ANNUAL:	\$34,210	\$27,200	\$29,110	\$32,620	\$36,140	\$44,640
Employment:	90	HOURLY:	\$16.45	\$13.07	\$14.00	\$15.68	\$17.38	\$21.46
Region 3		ANNUAL:	\$33,050	\$27,790	\$28,300	\$30,240	\$35,670	\$44,680
Employment:	20	HOURLY:	\$15.89	\$13.36	\$13.61	\$14.54	\$17.15	\$21.48
Region 4		ANNUAL:	\$34,230	\$27,730	\$28,930	\$34,200	\$36,920	\$43,790
Employment:	60	HOURLY:	\$16.45	\$13.33	\$13.91	\$16.44	\$17.75	\$21.05
Region 5		ANNUAL:	\$37,070	\$29,060	\$30,580	\$36,310	\$39,220	\$47,920
Employment:	260	HOURLY:	\$17.82	\$13.97	\$14.70	\$17.46	\$18.85	\$23.04
Region 6		ANNUAL:	\$37,170	\$27,010	\$29,370	\$34,200	\$46,360	\$46,360
Employment:	70	HOURLY:	\$17.87	\$12.99	\$14.12	\$16.44	\$22.29	\$22.29
Region 7		ANNUAL:	\$35,100	\$28,450	\$29,830	\$34,200	\$37,050	\$44,120
Employment:	100	HOURLY:	\$16.87	\$13.68	\$14.34	\$16.44	\$17.81	\$21.21
Bismarck, ND MetroSA		ANNUAL:	\$35,560	\$28,970	\$30,850	\$34,770	\$37,190	\$45,760
Employment:	80	HOURLY:	\$17.10	\$13.93	\$14.83	\$16.72	\$17.88	\$22.00
Fargo, ND-MN MetroSA		ANNUAL:	\$37,480	\$29,270	\$30,620	\$36,870	\$39,220	\$47,920
Employment:	250	HOURLY:	\$18.02	\$14.07	\$14.72	\$17.73	\$18.85	\$23.04
Grand Forks, ND-MN MetroSA		ANNUAL:	\$34,080	\$27,060	\$28,890	\$32,800	\$36,930	\$44,310
Employment:	N/A	HOURLY:	\$16.38	\$13.01	\$13.89	\$15.77	\$17.76	\$21.31
West ND Nonmetro Area		ANNUAL:	\$39,090	\$28,610	\$31,420	\$40,210	\$45,850	\$49,920
Employment:	310	HOURLY:	\$18.80	\$13.76	\$15.11	\$19.33	\$22.04	\$24.00
East ND Nonmetro Area		ANNUAL:	\$35,610	\$27,010	\$29,020	\$34,200	\$36,400	\$46,360
Employment:	120	HOURLY:	\$17.12	\$12.99	\$13.95	\$16.44	\$17.50	\$22.29

'N/A' indicates data or information cannot be released due to reliability, availability, or confidentiality restrictions. Since a portion of substate employment is not attributed to a region, substate areas will NOT add up to statewide totals. Rounding and the absence of suppressed data may also affect additivity.

		WAGE ESTIMATES						
		Average (Mean)	10th Percentile	25th Percentile	50th Percentile (Median)	75th Percentile	90th Percentile	
51-3021 Butchers and Meat Cutters								
Alternate Job Title(s): Butcher Apprentice; Kosher Butcher; Meat Carver; Meat Counter Worker								
Cut, trim, or prepare consumer-sized portions of meat for use or sale in retail establishments.								
North Dakota		ANNUAL:	\$40,600	\$30,500	\$36,660	\$37,980	\$45,790	\$52,860
Employment:	410	HOURLY:	\$19.52	\$14.67	\$17.63	\$18.26	\$22.01	\$25.41
Region 2		ANNUAL:	\$39,570	\$28,080	\$36,690	\$37,340	\$45,250	\$48,550
Employment:	50	HOURLY:	\$19.02	\$13.50	\$17.64	\$17.95	\$21.75	\$23.34
Region 3		ANNUAL:	\$39,550	\$28,820	\$37,060	\$37,710	\$46,590	\$47,570
Employment:	20	HOURLY:	\$19.01	\$13.86	\$17.82	\$18.13	\$22.40	\$22.87
Region 4		ANNUAL:	\$40,600	\$33,210	\$35,520	\$37,630	\$44,810	\$54,680
Employment:	50	HOURLY:	\$19.52	\$15.97	\$17.08	\$18.09	\$21.54	\$26.29
Region 5		ANNUAL:	\$42,670	\$34,410	\$37,960	\$39,220	\$47,130	\$55,280
Employment:	110	HOURLY:	\$20.51	\$16.54	\$18.25	\$18.85	\$22.66	\$26.58
Region 6		ANNUAL:	\$36,570	\$24,130	\$29,820	\$37,310	\$39,470	\$46,020
Employment:	40	HOURLY:	\$17.58	\$11.60	\$14.34	\$17.94	\$18.97	\$22.12
Region 7		ANNUAL:	\$42,360	\$30,940	\$35,650	\$40,180	\$50,710	\$56,290
Employment:	90	HOURLY:	\$20.37	\$14.87	\$17.14	\$19.32	\$24.38	\$27.06
Bismarck, ND MetroSA		ANNUAL:	\$43,590	\$32,670	\$36,660	\$41,600	\$52,180	\$56,290
Employment:	70	HOURLY:	\$20.96	\$15.71	\$17.63	\$20.00	\$25.09	\$27.06
Fargo, ND-MN MetroSA		ANNUAL:	\$42,810	\$31,170	\$37,960	\$40,050	\$47,130	\$55,280
Employment:	110	HOURLY:	\$20.58	\$14.99	\$18.25	\$19.26	\$22.66	\$26.58
Grand Forks, ND-MN MetroSA		ANNUAL:	\$40,680	\$31,080	\$35,840	\$39,790	\$44,780	\$54,190
Employment:	50	HOURLY:	\$19.56	\$14.94	\$17.23	\$19.13	\$21.53	\$26.05
West ND Nonmetro Area		ANNUAL:	\$38,480	\$28,230	\$34,170	\$37,250	\$43,410	\$47,700
Employment:	130	HOURLY:	\$18.50	\$13.57	\$16.43	\$17.91	\$20.87	\$22.93
East ND Nonmetro Area		ANNUAL:	\$38,420	\$28,340	\$34,380	\$37,660	\$45,320	\$47,420
Employment:	90	HOURLY:	\$18.47	\$13.63	\$16.53	\$18.10	\$21.79	\$22.80

51-3022 Meat, Poultry, and Fish Cutters and Trimmers**Alternate Job Title(s):** Fish Filleter; Oyster Shucker; Poultry Eviscerator; Shrimp Picker

Use hands or hand tools to perform routine cutting and trimming of meat, poultry, and seafood.

North Dakota		ANNUAL:	\$36,550	\$30,540	\$31,910	\$36,800	\$37,230	\$45,960
Employment:	110	HOURLY:	\$17.57	\$14.69	\$15.34	\$17.69	\$17.90	\$22.10
Region 5		ANNUAL:	\$36,900	\$30,550	\$31,400	\$37,050	\$43,740	\$45,960
Employment:	20	HOURLY:	\$17.74	\$14.69	\$15.09	\$17.81	\$21.03	\$22.10
Region 7		ANNUAL:	\$37,000	\$29,120	\$31,250	\$37,040	\$43,650	\$45,060
Employment:	20	HOURLY:	\$17.79	\$14.00	\$15.03	\$17.81	\$20.99	\$21.66
Bismarck, ND MetroSA		ANNUAL:	\$37,070	\$29,120	\$31,250	\$37,040	\$43,730	\$48,880
Employment:	20	HOURLY:	\$17.82	\$14.00	\$15.03	\$17.81	\$21.02	\$23.50
Fargo, ND-MN MetroSA		ANNUAL:	\$38,170	\$30,540	\$33,890	\$37,230	\$45,960	\$45,960
Employment:	N/A	HOURLY:	\$18.35	\$14.69	\$16.29	\$17.90	\$22.10	\$22.10
East ND Nonmetro Area		ANNUAL:	\$35,830	\$31,400	\$31,910	\$36,800	\$37,040	\$43,470
Employment:	50	HOURLY:	\$17.22	\$15.10	\$15.34	\$17.69	\$17.81	\$20.90

'N/A' indicates data or information cannot be released due to reliability, availability, or confidentiality restrictions. Since a portion of substate employment is not attributed to a region, substate areas will NOT add up to statewide totals. Rounding and the absence of suppressed data may also affect additivity.

			WAGE ESTIMATES					
			Average (Mean)	10th Percentile	25th Percentile	50th Percentile (Median)	75th Percentile	90th Percentile
51-3023 Slaughterers and Meat Packers								
Alternate Job Title(s): Halal Meat Packer; Poultry Slaughterer; Shochet								
Perform nonroutine or precision functions involving the preparation of large portions of meat. Work may include specialized slaughtering tasks, cutting standard or premium cuts of meat for marketing, making sausage, or wrapping meats. Work typically occurs in slaughtering, meat packing, or wholesale establishments. Excludes Meat, Poultry, and Fish Cutters and Trimmers (51-3022) who perform routine meat cutting.								
North Dakota		ANNUAL:	\$35,860	\$30,050	\$31,340	\$35,430	\$40,120	\$45,190
Employment:	120	HOURLY:	\$17.24	\$14.45	\$15.07	\$17.03	\$19.29	\$21.73
Region 3		ANNUAL:	\$38,270	\$31,680	\$33,070	\$38,320	\$40,120	\$48,370
Employment:	20	HOURLY:	\$18.40	\$15.23	\$15.90	\$18.42	\$19.29	\$23.25
Region 8		ANNUAL:	\$35,250	\$31,000	\$31,000	\$34,890	\$38,520	\$45,190
Employment:	10	HOURLY:	\$16.95	\$14.90	\$14.90	\$16.77	\$18.52	\$21.73
West ND Nonmetro Area		ANNUAL:	\$36,110	\$30,910	\$31,330	\$34,890	\$40,120	\$45,190
Employment:	40	HOURLY:	\$17.36	\$14.86	\$15.06	\$16.77	\$19.29	\$21.73
East ND Nonmetro Area		ANNUAL:	\$37,080	\$31,330	\$31,680	\$36,890	\$40,120	\$45,960
Employment:	40	HOURLY:	\$17.83	\$15.06	\$15.23	\$17.74	\$19.29	\$22.10

51-3091 Food and Tobacco Roasting, Baking, and Drying Machine Operators and Tenders**Alternate Job Title(s):** Coffee Roaster; Fish Smoker; Meat Curer; Smokehouse Worker

Operate or tend food or tobacco roasting, baking, or drying equipment, including hearth ovens, kiln driers, roasters, char kilns, and vacuum drying equipment.

North Dakota		ANNUAL:	\$53,100	\$30,340	\$39,720	\$47,810	\$69,820	\$72,510
Employment:	30	HOURLY:	\$25.53	\$14.59	\$19.09	\$22.99	\$33.57	\$34.86
Region 5		ANNUAL:	\$54,620	\$30,340	\$39,720	\$49,560	\$69,820	\$77,910
Employment:	20	HOURLY:	\$26.26	\$14.59	\$19.09	\$23.82	\$33.57	\$37.45
East ND Nonmetro Area		ANNUAL:	\$59,340	\$30,340	\$44,030	\$69,820	\$72,290	\$77,900
Employment:	20	HOURLY:	\$28.53	\$14.59	\$21.17	\$33.57	\$34.76	\$37.45

'N/A' indicates data or information cannot be released due to reliability, availability, or confidentiality restrictions. Since a portion of substate employment is not attributed to a region, substate areas will NOT add up to statewide totals. Rounding and the absence of suppressed data may also affect additivity.

			WAGE ESTIMATES					
			Average (Mean)	10th Percentile	25th Percentile	50th Percentile (Median)	75th Percentile	90th Percentile
51-3092 Food Batchmakers								
Alternate Job Title(s): Frozen Yogurt Maker; Honey Blender; Peanut Butter Maker								
Set up and operate equipment that mixes or blends ingredients used in the manufacturing of food products. Includes candy makers and cheese makers.								
North Dakota		ANNUAL:	\$37,020	\$28,330	\$33,430	\$34,560	\$41,230	\$48,470
Employment:	300	HOURLY:	\$17.80	\$13.62	\$16.07	\$16.62	\$19.82	\$23.30
Region 2		ANNUAL:	\$35,010	\$24,330	\$27,760	\$29,870	\$45,260	\$45,260
Employment:	20	HOURLY:	\$16.83	\$11.69	\$13.34	\$14.36	\$21.76	\$21.76
Region 4		ANNUAL:	\$38,790	\$29,500	\$35,290	\$37,280	\$46,780	\$47,500
Employment:	40	HOURLY:	\$18.65	\$14.18	\$16.97	\$17.92	\$22.49	\$22.84
Region 5		ANNUAL:	\$38,300	\$28,950	\$33,780	\$36,000	\$47,700	\$48,740
Employment:	120	HOURLY:	\$18.41	\$13.92	\$16.24	\$17.31	\$22.93	\$23.43
Region 6		ANNUAL:	\$38,040	\$28,330	\$28,330	\$37,690	\$47,910	\$47,910
Employment:	30	HOURLY:	\$18.29	\$13.62	\$13.62	\$18.12	\$23.03	\$23.03
Fargo, ND-MN MetroSA		ANNUAL:	\$41,040	\$30,090	\$34,560	\$37,740	\$48,470	\$49,620
Employment:	130	HOURLY:	\$19.73	\$14.47	\$16.62	\$18.14	\$23.30	\$23.86
Grand Forks, ND-MN MetroSA		ANNUAL:	\$43,790	\$30,110	\$36,400	\$39,920	\$47,540	\$59,160
Employment:	90	HOURLY:	\$21.05	\$14.47	\$17.50	\$19.19	\$22.85	\$28.44
West ND Nonmetro Area		ANNUAL:	\$36,760	\$24,330	\$28,430	\$35,830	\$45,260	\$48,650
Employment:	N/A	HOURLY:	\$17.67	\$11.70	\$13.67	\$17.23	\$21.76	\$23.39
East ND Nonmetro Area		ANNUAL:	\$36,420	\$28,330	\$29,160	\$34,050	\$41,540	\$47,910
Employment:	70	HOURLY:	\$17.51	\$13.62	\$14.02	\$16.37	\$19.97	\$23.04

51-3099 Food Processing Workers, All Other**Alternate Job Title(s):** Olive Pitter; Poultry Hanger; Yeast Maker

All food processing workers not listed separately

North Dakota		ANNUAL:	\$42,030	\$21,950	\$38,820	\$42,900	\$50,870	\$50,870
Employment:	50	HOURLY:	\$20.21	\$10.55	\$18.66	\$20.63	\$24.46	\$24.46
Fargo, ND-MN MetroSA		ANNUAL:	\$35,640	\$21,950	\$21,950	\$36,630	\$42,140	\$48,120
Employment:	20	HOURLY:	\$17.14	\$10.55	\$10.55	\$17.61	\$20.26	\$23.14
Grand Forks, ND-MN MetroSA		ANNUAL:	\$46,760	\$35,910	\$43,730	\$50,870	\$50,870	\$50,870
Employment:	30	HOURLY:	\$22.48	\$17.27	\$21.02	\$24.46	\$24.46	\$24.46

'N/A' indicates data or information cannot be released due to reliability, availability, or confidentiality restrictions. Since a portion of substate employment is not attributed to a region, substate areas will NOT add up to statewide totals. Rounding and the absence of suppressed data may also affect additivity.

			WAGE ESTIMATES					
			Average (Mean)	10th Percentile	25th Percentile	50th Percentile (Median)	75th Percentile	90th Percentile
51-4031 Cutting, Punching, and Press Machine Setters, Operators, and Tenders, Metal and Plastic								
Alternate Job Title(s): Crimping Machine Operator for Metal; Metal Punch Press Operator; Metal Slitter								
Set up, operate, or tend machines to saw, cut, shear, slit, punch, crimp, notch, bend, or straighten metal or plastic material.								
North Dakota		ANNUAL:	\$42,770	\$31,820	\$35,820	\$40,980	\$47,220	\$57,390
Employment:	310	HOURLY:	\$20.56	\$15.30	\$17.22	\$19.70	\$22.70	\$27.59
Region 3		ANNUAL:	\$38,510	\$35,250	\$35,250	\$35,250	\$48,160	\$48,160
Employment:	10	HOURLY:	\$18.51	\$16.95	\$16.95	\$16.95	\$23.15	\$23.15
Region 5		ANNUAL:	\$42,930	\$31,820	\$40,640	\$40,980	\$45,330	\$57,220
Employment:	180	HOURLY:	\$20.64	\$15.30	\$19.54	\$19.70	\$21.80	\$27.51
Region 6		ANNUAL:	\$43,900	\$31,950	\$35,250	\$43,880	\$48,160	\$58,640
Employment:	20	HOURLY:	\$21.10	\$15.36	\$16.95	\$21.10	\$23.16	\$28.19
Region 7		ANNUAL:	\$46,210	\$31,580	\$38,620	\$44,650	\$55,820	\$60,640
Employment:	20	HOURLY:	\$22.22	\$15.18	\$18.57	\$21.47	\$26.84	\$29.15
Region 8		ANNUAL:	\$42,810	\$31,160	\$36,060	\$42,430	\$45,730	\$57,390
Employment:	40	HOURLY:	\$20.58	\$14.98	\$17.34	\$20.40	\$21.99	\$27.59
Fargo, ND-MN MetroSA		ANNUAL:	\$43,190	\$31,820	\$40,640	\$40,980	\$45,760	\$56,730
Employment:	170	HOURLY:	\$20.77	\$15.30	\$19.54	\$19.70	\$22.00	\$27.28
West ND Nonmetro Area		ANNUAL:	\$43,940	\$31,150	\$36,060	\$42,910	\$55,820	\$57,390
Employment:	40	HOURLY:	\$21.13	\$14.98	\$17.34	\$20.63	\$26.84	\$27.59
East ND Nonmetro Area		ANNUAL:	\$42,240	\$31,950	\$35,250	\$40,990	\$48,160	\$58,460
Employment:	60	HOURLY:	\$20.31	\$15.36	\$16.95	\$19.71	\$23.16	\$28.11

51-4032 Drilling and Boring Machine Tool Setters, Operators, and Tenders, Metal and Plastic**Alternate Job Title(s):** Boring Mill Operator for Metal; Drill Press Operator for Metal; Radial Drill Press Operator for Plastic

Set up, operate, or tend drilling machines to drill, bore, ream, mill, or countersink metal or plastic work pieces.

North Dakota		ANNUAL:	\$48,820	\$28,750	\$33,520	\$40,510	\$47,770	\$102,020
Employment:	N/A	HOURLY:	\$23.47	\$13.82	\$16.12	\$19.48	\$22.97	\$49.05

'N/A' indicates data or information cannot be released due to reliability, availability, or confidentiality restrictions. Since a portion of substate employment is not attributed to a region, substate areas will NOT add up to statewide totals. Rounding and the absence of suppressed data may also affect additivity.

		WAGE ESTIMATES					
		Average (Mean)	10th Percentile	25th Percentile	50th Percentile (Median)	75th Percentile	90th Percentile

51-4041 Machinists

Alternate Job Title(s): Automotive Machinist; Gear Machinist; Production Machinist

Set up and operate a variety of machine tools to produce precision parts and instruments out of metal. Includes precision instrument makers who fabricate, modify, or repair mechanical instruments. May also fabricate and modify parts to make or repair machine tools or maintain industrial machines, applying knowledge of mechanics, mathematics, metal properties, layout, and machining procedures. Machinists who primarily program or operate computer numerically controlled (CNC) equipment are classified in Computer Numerically Controlled Tool Operators and Programmers (51-9160).

North Dakota		ANNUAL:	\$58,570	\$44,720	\$50,000	\$60,390	\$64,750	\$74,080
Employment:	540	HOURLY:	\$28.16	\$21.50	\$24.04	\$29.04	\$31.13	\$35.62
Region 4		ANNUAL:	\$59,560	\$44,200	\$50,360	\$61,370	\$69,480	\$69,480
Employment:	60	HOURLY:	\$28.64	\$21.25	\$24.21	\$29.50	\$33.40	\$33.40
Region 5		ANNUAL:	\$57,530	\$44,720	\$49,010	\$57,660	\$64,750	\$72,710
Employment:	230	HOURLY:	\$27.66	\$21.50	\$23.56	\$27.72	\$31.13	\$34.96
Region 6		ANNUAL:	\$56,690	\$40,480	\$45,450	\$61,210	\$62,530	\$71,530
Employment:	90	HOURLY:	\$27.25	\$19.46	\$21.85	\$29.43	\$30.06	\$34.39
Region 7		ANNUAL:	\$61,570	\$47,300	\$60,390	\$60,390	\$60,390	\$79,040
Employment:	80	HOURLY:	\$29.60	\$22.74	\$29.03	\$29.03	\$29.03	\$38.00
Bismarck, ND MetroSA		ANNUAL:	\$61,160	\$47,840	\$60,390	\$60,390	\$60,390	\$76,530
Employment:	70	HOURLY:	\$29.41	\$23.00	\$29.04	\$29.04	\$29.04	\$36.79
Fargo, ND-MN MetroSA		ANNUAL:	\$55,760	\$40,510	\$46,210	\$57,660	\$62,130	\$72,040
Employment:	100	HOURLY:	\$26.81	\$19.48	\$22.21	\$27.72	\$29.87	\$34.63
Grand Forks, ND-MN MetroSA		ANNUAL:	\$57,850	\$43,900	\$49,200	\$59,490	\$66,960	\$71,250
Employment:	110	HOURLY:	\$27.81	\$21.11	\$23.65	\$28.60	\$32.19	\$34.26
West ND Nonmetro Area		ANNUAL:	\$56,560	\$44,120	\$49,590	\$58,930	\$60,950	\$64,340
Employment:	70	HOURLY:	\$27.19	\$21.21	\$23.84	\$28.33	\$29.30	\$30.94
East ND Nonmetro Area		ANNUAL:	\$58,050	\$44,890	\$47,860	\$61,890	\$64,750	\$74,080
Employment:	240	HOURLY:	\$27.91	\$21.58	\$23.01	\$29.76	\$31.13	\$35.62

51-4072 Molding, Coremaking, and Casting Machine Setters, Operators, and Tenders, Metal and Plastic

Alternate Job Title(s): Aluminum Molding Machine Operator; Blow Mold Operator; Plastic Cup Fabricating Machine Operator

Set up, operate, or tend metal or plastic molding, casting, or coremaking machines to mold or cast metal or thermoplastic parts or products.

North Dakota		ANNUAL:	\$43,910	\$32,070	\$37,170	\$38,680	\$51,360	\$58,910
Employment:	150	HOURLY:	\$21.11	\$15.42	\$17.87	\$18.60	\$24.69	\$28.32
Region 5		ANNUAL:	\$41,750	\$28,580	\$37,070	\$38,680	\$51,160	\$56,520
Employment:	60	HOURLY:	\$20.07	\$13.74	\$17.82	\$18.60	\$24.59	\$27.17
Region 6		ANNUAL:	\$53,490	\$37,590	\$50,960	\$55,980	\$60,280	\$61,420
Employment:	10	HOURLY:	\$25.71	\$18.07	\$24.50	\$26.91	\$28.98	\$29.53
Fargo, ND-MN MetroSA		ANNUAL:	\$43,540	\$37,440	\$37,440	\$38,680	\$51,160	\$56,520
Employment:	40	HOURLY:	\$20.93	\$18.00	\$18.00	\$18.60	\$24.60	\$27.17
East ND Nonmetro Area		ANNUAL:	\$44,540	\$28,580	\$28,580	\$48,950	\$55,980	\$56,110
Employment:	30	HOURLY:	\$21.41	\$13.74	\$13.74	\$23.53	\$26.92	\$26.97

'N/A' indicates data or information cannot be released due to reliability, availability, or confidentiality restrictions. Since a portion of substate employment is not attributed to a region, substate areas will NOT add up to statewide totals. Rounding and the absence of suppressed data may also affect additivity.

			WAGE ESTIMATES					
			Average (Mean)	10th Percentile	25th Percentile	50th Percentile (Median)	75th Percentile	90th Percentile
51-4081 Multiple Machine Tool Setters, Operators, and Tenders, Metal and Plastic								
Alternate Job Title(s): Combination Machine Tool Operator; Multi-operation Forming Machine Setter								
Set up, operate, or tend more than one type of cutting or forming machine tool or robot.								
North Dakota		ANNUAL:	\$51,390	\$36,890	\$37,330	\$49,750	\$62,990	\$65,330
Employment:	790	HOURLY:	\$24.71	\$17.74	\$17.95	\$23.92	\$30.28	\$31.41
Region 4		ANNUAL:	\$54,240	\$36,130	\$47,300	\$60,630	\$60,630	\$60,630
Employment:	N/A	HOURLY:	\$26.08	\$17.37	\$22.74	\$29.15	\$29.15	\$29.15
Region 5		ANNUAL:	\$49,440	\$37,330	\$37,330	\$47,450	\$65,330	\$65,330
Employment:	480	HOURLY:	\$23.77	\$17.95	\$17.95	\$22.81	\$31.41	\$31.41
Fargo, ND-MN MetroSA		ANNUAL:	\$46,800	\$36,740	\$41,450	\$49,010	\$49,820	\$57,100
Employment:	100	HOURLY:	\$22.50	\$17.66	\$19.93	\$23.56	\$23.95	\$27.45
Grand Forks, ND-MN MetroSA		ANNUAL:	\$54,130	\$36,130	\$47,300	\$60,630	\$60,630	\$60,630
Employment:	N/A	HOURLY:	\$26.02	\$17.37	\$22.74	\$29.15	\$29.15	\$29.15
West ND Nonmetro Area		ANNUAL:	\$43,960	\$34,410	\$38,350	\$44,110	\$48,970	\$55,720
Employment:	30	HOURLY:	\$21.14	\$16.54	\$18.44	\$21.21	\$23.54	\$26.79
East ND Nonmetro Area		ANNUAL:	\$50,140	\$37,330	\$37,330	\$47,450	\$65,330	\$65,330
Employment:	400	HOURLY:	\$24.10	\$17.95	\$17.95	\$22.81	\$31.41	\$31.41

51-4111 Tool and Die Makers**Alternate Job Title(s):** Jig Bore Tool Maker; Metal Die Finisher; Metal Gauge Maker

Analyze specifications, lay out metal stock, set up and operate machine tools, and fit and assemble parts to make and repair dies, cutting tools, jigs, fixtures, gauges, and machinists' hand tools.

North Dakota		ANNUAL:	\$63,620	\$50,550	\$56,520	\$62,540	\$73,110	\$75,440
Employment:	100	HOURLY:	\$30.59	\$24.30	\$27.17	\$30.07	\$35.15	\$36.27
Region 5		ANNUAL:	\$64,280	\$50,550	\$56,320	\$62,540	\$73,110	\$75,440
Employment:	70	HOURLY:	\$30.90	\$24.30	\$27.07	\$30.07	\$35.15	\$36.27
Fargo, ND-MN MetroSA		ANNUAL:	\$63,730	\$54,070	\$56,320	\$63,110	\$67,680	\$72,980
Employment:	20	HOURLY:	\$30.64	\$26.00	\$27.08	\$30.34	\$32.54	\$35.09
East ND Nonmetro Area		ANNUAL:	\$64,030	\$50,550	\$56,580	\$62,540	\$75,440	\$75,440
Employment:	60	HOURLY:	\$30.78	\$24.30	\$27.20	\$30.07	\$36.27	\$36.27

'N/A' indicates data or information cannot be released due to reliability, availability, or confidentiality restrictions. Since a portion of substate employment is not attributed to a region, substate areas will NOT add up to statewide totals. Rounding and the absence of suppressed data may also affect additivity.

		WAGE ESTIMATES						
		Average (Mean)	10th Percentile	25th Percentile	50th Percentile (Median)	75th Percentile	90th Percentile	
51-4121 Welders, Cutters, Solderers, and Brazers								
Alternate Job Title(s): Arc Welder; Cutting Torch Operator; Pipe Welder; Silver Solderer								
Use hand-welding, flame-cutting, hand-soldering, or brazing equipment to weld or join metal components or to fill holes, indentations, or seams of fabricated metal products.								
North Dakota		ANNUAL:	\$58,740	\$42,130	\$48,080	\$58,900	\$66,640	\$74,340
Employment: 2,430		HOURLY:	\$28.24	\$20.26	\$23.11	\$28.32	\$32.04	\$35.74
Region 1		ANNUAL:	\$65,240	\$44,730	\$47,480	\$61,930	\$75,780	\$90,860
Employment: 250		HOURLY:	\$31.37	\$21.50	\$22.83	\$29.77	\$36.43	\$43.68
Region 2		ANNUAL:	\$55,030	\$38,470	\$46,920	\$52,160	\$62,400	\$71,800
Employment: 150		HOURLY:	\$26.46	\$18.49	\$22.56	\$25.07	\$30.00	\$34.52
Region 3		ANNUAL:	\$46,250	\$31,950	\$44,650	\$46,040	\$48,300	\$58,770
Employment: 30		HOURLY:	\$22.24	\$15.36	\$21.47	\$22.14	\$23.22	\$28.26
Region 4		ANNUAL:	\$52,160	\$37,430	\$44,850	\$49,070	\$60,400	\$66,220
Employment: 190		HOURLY:	\$25.08	\$18.00	\$21.56	\$23.59	\$29.04	\$31.83
Region 5		ANNUAL:	\$57,600	\$44,370	\$48,580	\$58,900	\$66,640	\$66,640
Employment: 1,080		HOURLY:	\$27.69	\$21.33	\$23.36	\$28.32	\$32.04	\$32.04
Region 6		ANNUAL:	\$53,950	\$40,170	\$48,030	\$50,370	\$59,040	\$73,610
Employment: 190		HOURLY:	\$25.94	\$19.31	\$23.09	\$24.22	\$28.38	\$35.39
Region 7		ANNUAL:	\$66,400	\$46,370	\$49,910	\$64,740	\$64,740	\$113,750
Employment: 340		HOURLY:	\$31.92	\$22.29	\$23.99	\$31.13	\$31.13	\$54.69
Region 8		ANNUAL:	\$57,220	\$37,170	\$47,050	\$56,480	\$63,410	\$76,320
Employment: 170		HOURLY:	\$27.51	\$17.87	\$22.62	\$27.15	\$30.48	\$36.69
Bismarck, ND MetroSA		ANNUAL:	\$59,760	\$46,470	\$48,740	\$64,740	\$64,740	\$64,740
Employment: 240		HOURLY:	\$28.73	\$22.34	\$23.43	\$31.13	\$31.13	\$31.13
Fargo, ND-MN MetroSA		ANNUAL:	\$53,720	\$43,660	\$47,940	\$54,220	\$58,900	\$62,510
Employment: 660		HOURLY:	\$25.83	\$20.99	\$23.05	\$26.07	\$28.32	\$30.05
Grand Forks, ND-MN MetroSA		ANNUAL:	\$53,030	\$38,850	\$44,950	\$49,350	\$61,280	\$71,980
Employment: 170		HOURLY:	\$25.50	\$18.68	\$21.61	\$23.73	\$29.46	\$34.61
West ND Nonmetro Area		ANNUAL:	\$63,530	\$39,730	\$47,080	\$59,330	\$72,300	\$104,660
Employment: 660		HOURLY:	\$30.54	\$19.10	\$22.64	\$28.53	\$34.76	\$50.32
East ND Nonmetro Area		ANNUAL:	\$58,970	\$42,130	\$48,940	\$66,640	\$66,640	\$66,640
Employment: 730		HOURLY:	\$28.35	\$20.26	\$23.53	\$32.04	\$32.04	\$32.04

51-4199 Metal Workers and Plastic Workers, All Other**Alternate Job Title(s):** Electrical Discharge Machine Setup Operator; Metal Rivet Machine Operator; Tin Recovery Worker

All metal workers and plastic workers not listed separately.

North Dakota		ANNUAL:	\$40,840	\$31,080	\$32,610	\$37,160	\$43,920	\$51,420
Employment: 20		HOURLY:	\$19.64	\$14.94	\$15.68	\$17.86	\$21.12	\$24.72

'N/A' indicates data or information cannot be released due to reliability, availability, or confidentiality restrictions. Since a portion of substate employment is not attributed to a region, substate areas will NOT add up to statewide totals. Rounding and the absence of suppressed data may also affect additivity.

		WAGE ESTIMATES					
		Average (Mean)	10th Percentile	25th Percentile	50th Percentile (Median)	75th Percentile	90th Percentile

51-5111 Prepress Technicians and Workers

Alternate Job Title(s): Digital Proofing and Platemaker; Photoengraver; Plate Mounter

Format and proof text and images submitted by designers and clients into finished pages that can be printed. Includes digital and photo typesetting. May produce printing plates.

North Dakota		ANNUAL:	\$52,210	\$32,730	\$32,900	\$53,500	\$66,470	\$67,510
Employment:	10	HOURLY:	\$25.10	\$15.74	\$15.82	\$25.72	\$31.96	\$32.46
Fargo, ND-MN MetroSA		ANNUAL:	\$49,660	\$32,730	\$42,930	\$53,500	\$63,340	\$66,470
Employment:	10	HOURLY:	\$23.88	\$15.74	\$20.64	\$25.72	\$30.45	\$31.96

51-5112 Printing Press Operators

Alternate Job Title(s): Gravure Press Operator; Offset Press Operator; Web Press Operator

Set up and operate digital, letterpress, lithographic, flexographic, gravure, or other printing machines. Includes short-run offset printing presses.

North Dakota		ANNUAL:	\$39,420	\$27,760	\$29,830	\$37,280	\$47,230	\$53,240
Employment:	410	HOURLY:	\$18.95	\$13.34	\$14.34	\$17.92	\$22.71	\$25.60
Region 2		ANNUAL:	\$38,350	\$28,080	\$28,080	\$36,400	\$46,900	\$50,030
Employment:	40	HOURLY:	\$18.44	\$13.50	\$13.50	\$17.50	\$22.55	\$24.05
Region 3		ANNUAL:	\$38,400	\$28,080	\$29,820	\$43,000	\$43,000	\$50,030
Employment:	10	HOURLY:	\$18.46	\$13.50	\$14.34	\$20.67	\$20.68	\$24.05
Region 4		ANNUAL:	\$38,480	\$27,420	\$29,450	\$36,950	\$45,790	\$50,960
Employment:	30	HOURLY:	\$18.50	\$13.18	\$14.16	\$17.76	\$22.01	\$24.50
Region 5		ANNUAL:	\$39,510	\$27,970	\$29,830	\$37,280	\$48,070	\$58,500
Employment:	180	HOURLY:	\$19.00	\$13.44	\$14.34	\$17.92	\$23.11	\$28.13
Region 6		ANNUAL:	\$37,270	\$26,730	\$31,060	\$36,400	\$44,540	\$50,960
Employment:	30	HOURLY:	\$17.92	\$12.85	\$14.93	\$17.50	\$21.42	\$24.50
Region 7		ANNUAL:	\$40,650	\$27,760	\$32,930	\$39,910	\$47,990	\$54,140
Employment:	90	HOURLY:	\$19.55	\$13.34	\$15.83	\$19.19	\$23.07	\$26.03
Region 8		ANNUAL:	\$40,630	\$28,080	\$30,160	\$42,600	\$46,880	\$50,030
Employment:	20	HOURLY:	\$19.53	\$13.50	\$14.50	\$20.48	\$22.54	\$24.05
Bismarck, ND MetroSA		ANNUAL:	\$40,930	\$27,760	\$32,930	\$39,910	\$46,960	\$57,050
Employment:	70	HOURLY:	\$19.68	\$13.34	\$15.83	\$19.19	\$22.58	\$27.43
Fargo, ND-MN MetroSA		ANNUAL:	\$39,590	\$27,970	\$29,830	\$37,280	\$47,610	\$58,270
Employment:	200	HOURLY:	\$19.03	\$13.45	\$14.34	\$17.92	\$22.89	\$28.01
Grand Forks, ND-MN MetroSA		ANNUAL:	\$35,790	\$27,420	\$28,720	\$36,940	\$39,640	\$48,840
Employment:	30	HOURLY:	\$17.21	\$13.18	\$13.81	\$17.76	\$19.06	\$23.48
West ND Nonmetro Area		ANNUAL:	\$39,040	\$28,080	\$28,080	\$39,360	\$46,900	\$50,030
Employment:	90	HOURLY:	\$18.77	\$13.50	\$13.50	\$18.92	\$22.55	\$24.05
East ND Nonmetro Area		ANNUAL:	\$39,560	\$28,080	\$31,060	\$36,790	\$47,820	\$50,960
Employment:	60	HOURLY:	\$19.02	\$13.50	\$14.93	\$17.69	\$22.99	\$24.50

'N/A' indicates data or information cannot be released due to reliability, availability, or confidentiality restrictions. Since a portion of substate employment is not attributed to a region, substate areas will NOT add up to statewide totals. Rounding and the absence of suppressed data may also affect additivity.

			WAGE ESTIMATES					
			Average (Mean)	10th Percentile	25th Percentile	50th Percentile (Median)	75th Percentile	90th Percentile
51-5113 Print Binding and Finishing Workers								
Alternate Job Title(s): Bookbinder; Bookbinding Machine Operator								
Bind books and other publications or finish printed products by hand or machine. May set up binding and finishing machines.								
North Dakota		ANNUAL:	\$40,790	\$30,300	\$36,350	\$37,920	\$49,420	\$57,430
Employment:	90	HOURLY:	\$19.61	\$14.57	\$17.48	\$18.23	\$23.76	\$27.61
Region 5		ANNUAL:	\$39,170	\$30,300	\$33,340	\$37,510	\$41,280	\$50,030
Employment:	70	HOURLY:	\$18.83	\$14.57	\$16.03	\$18.03	\$19.84	\$24.05
Region 7		ANNUAL:	\$46,240	\$37,520	\$37,520	\$49,390	\$58,490	\$59,410
Employment:	20	HOURLY:	\$22.23	\$18.04	\$18.04	\$23.75	\$28.12	\$28.56
Bismarck, ND MetroSA		ANNUAL:	\$46,230	\$37,520	\$37,520	\$49,390	\$58,490	\$59,400
Employment:	20	HOURLY:	\$22.23	\$18.04	\$18.04	\$23.75	\$28.12	\$28.56
Fargo, ND-MN MetroSA		ANNUAL:	\$39,170	\$30,300	\$30,300	\$36,350	\$49,860	\$50,020
Employment:	60	HOURLY:	\$18.83	\$14.57	\$14.57	\$17.48	\$23.97	\$24.05

'N/A' indicates data or information cannot be released due to reliability, availability, or confidentiality restrictions. Since a portion of substate employment is not attributed to a region, substate areas will NOT add up to statewide totals. Rounding and the absence of suppressed data may also affect additivity.

			WAGE ESTIMATES					
			Average (Mean)	10th Percentile	25th Percentile	50th Percentile (Median)	75th Percentile	90th Percentile
51-6011 Laundry and Dry-Cleaning Workers								
Alternate Job Title(s): Laundry Attendant; Laundry Equipment Operator; Laundry Sorter								
Operate or tend washing or dry-cleaning machines to wash or dry-clean industrial or household articles, such as cloth garments, suede, leather, furs, blankets, draperies, linens, rugs, and carpets. Includes spotters and dyers of these articles.								
North Dakota		ANNUAL:	\$35,140	\$29,130	\$30,520	\$34,920	\$38,210	\$42,130
Employment:	970	HOURLY:	\$16.90	\$14.01	\$14.67	\$16.79	\$18.37	\$20.26
Region 1		ANNUAL:	\$35,590	\$29,360	\$31,810	\$35,450	\$37,820	\$45,930
Employment:	50	HOURLY:	\$17.11	\$14.11	\$15.29	\$17.04	\$18.18	\$22.08
Region 2		ANNUAL:	\$33,630	\$26,140	\$29,660	\$34,940	\$35,770	\$39,470
Employment:	80	HOURLY:	\$16.17	\$12.57	\$14.26	\$16.80	\$17.20	\$18.98
Region 3		ANNUAL:	\$34,440	\$28,810	\$29,930	\$31,950	\$39,070	\$44,000
Employment:	30	HOURLY:	\$16.56	\$13.85	\$14.39	\$15.36	\$18.79	\$21.15
Region 4		ANNUAL:	\$34,090	\$27,940	\$29,820	\$34,150	\$36,840	\$38,850
Employment:	120	HOURLY:	\$16.39	\$13.43	\$14.34	\$16.42	\$17.71	\$18.68
Region 5		ANNUAL:	\$35,410	\$29,550	\$31,620	\$34,930	\$38,210	\$42,130
Employment:	380	HOURLY:	\$17.02	\$14.20	\$15.20	\$16.79	\$18.37	\$20.25
Region 6		ANNUAL:	\$35,600	\$29,760	\$30,350	\$35,340	\$39,230	\$44,120
Employment:	50	HOURLY:	\$17.11	\$14.31	\$14.59	\$16.99	\$18.86	\$21.21
Region 7		ANNUAL:	\$35,660	\$28,650	\$30,990	\$34,730	\$39,060	\$42,410
Employment:	210	HOURLY:	\$17.14	\$13.77	\$14.90	\$16.70	\$18.78	\$20.39
Region 8		ANNUAL:	\$35,550	\$29,050	\$30,940	\$35,570	\$39,760	\$43,110
Employment:	40	HOURLY:	\$17.09	\$13.97	\$14.88	\$17.10	\$19.11	\$20.73
Bismarck, ND MetroSA		ANNUAL:	\$35,520	\$28,650	\$30,480	\$34,730	\$38,970	\$41,810
Employment:	200	HOURLY:	\$17.08	\$13.77	\$14.65	\$16.70	\$18.73	\$20.10
Fargo, ND-MN MetroSA		ANNUAL:	\$35,260	\$29,510	\$31,620	\$34,920	\$38,210	\$42,130
Employment:	370	HOURLY:	\$16.95	\$14.19	\$15.20	\$16.79	\$18.37	\$20.26
Grand Forks, ND-MN MetroSA		ANNUAL:	\$33,810	\$27,940	\$29,570	\$34,150	\$36,840	\$38,460
Employment:	110	HOURLY:	\$16.25	\$13.43	\$14.22	\$16.42	\$17.71	\$18.49
West ND Nonmetro Area		ANNUAL:	\$34,890	\$29,170	\$30,540	\$35,290	\$38,510	\$43,200
Employment:	190	HOURLY:	\$16.77	\$14.03	\$14.68	\$16.97	\$18.51	\$20.77
East ND Nonmetro Area		ANNUAL:	\$35,340	\$28,810	\$30,350	\$35,000	\$39,070	\$44,120
Employment:	130	HOURLY:	\$16.99	\$13.85	\$14.59	\$16.83	\$18.79	\$21.21

'N/A' indicates data or information cannot be released due to reliability, availability, or confidentiality restrictions. Since a portion of substate employment is not attributed to a region, substate areas will NOT add up to statewide totals. Rounding and the absence of suppressed data may also affect additivity.

			WAGE ESTIMATES					
			Average (Mean)	10th Percentile	25th Percentile	50th Percentile (Median)	75th Percentile	90th Percentile
51-6031 Sewing Machine Operators								
Alternate Job Title(s): Blind Stitch Machine Operator; Button Sewing Machine Operator; Custom T-Shirt Embroidery Machine Operator								
Operate or tend sewing machines to join, reinforce, decorate, or perform related sewing operations in the manufacture of garment or nongarment products.								
North Dakota		ANNUAL:	\$38,330	\$31,070	\$34,700	\$37,170	\$40,590	\$50,000
Employment:	210	HOURLY:	\$18.43	\$14.94	\$16.68	\$17.87	\$19.51	\$24.04
Region 5		ANNUAL:	\$38,810	\$31,070	\$32,020	\$37,520	\$44,070	\$51,110
Employment:	90	HOURLY:	\$18.66	\$14.94	\$15.39	\$18.04	\$21.18	\$24.57
Region 7		ANNUAL:	\$38,390	\$30,840	\$35,310	\$36,810	\$43,530	\$46,360
Employment:	30	HOURLY:	\$18.45	\$14.83	\$16.97	\$17.70	\$20.93	\$22.29
Fargo, ND-MN MetroSA		ANNUAL:	\$38,990	\$30,600	\$34,710	\$37,520	\$45,180	\$50,000
Employment:	100	HOURLY:	\$18.75	\$14.71	\$16.69	\$18.04	\$21.72	\$24.04
West ND Nonmetro Area		ANNUAL:	\$36,550	\$31,200	\$31,200	\$35,730	\$38,300	\$46,880
Employment:	40	HOURLY:	\$17.57	\$15.00	\$15.00	\$17.18	\$18.42	\$22.54

51-6052 Tailors, Dressmakers, and Custom Sewers**Alternate Job Title(s):** Alterations Tailor; Coat Maker; Vest Maker

Design, make, alter, repair, or fit garments.

North Dakota		ANNUAL:	\$35,340	\$22,440	\$25,320	\$33,910	\$37,310	\$50,180
Employment:	30	HOURLY:	\$16.99	\$10.79	\$12.17	\$16.31	\$17.94	\$24.12

51-6099 Textile, Apparel, and Furnishings Workers, All Other**Alternate Job Title(s):** Apparel Embroidery Digitizer; Feltmaker; Hat Blocking Machine Operator

All textile, apparel, and furnishings workers not listed separately.

North Dakota		ANNUAL:	N/A	N/A	N/A	N/A	N/A	N/A
Employment:	20	HOURLY:	N/A	N/A	N/A	N/A	N/A	N/A

'N/A' indicates data or information cannot be released due to reliability, availability, or confidentiality restrictions. Since a portion of substate employment is not attributed to a region, substate areas will NOT add up to statewide totals. Rounding and the absence of suppressed data may also affect additivity.

		WAGE ESTIMATES						
		Average (Mean)	10th Percentile	25th Percentile	50th Percentile (Median)	75th Percentile	90th Percentile	
51-7011 Cabinetmakers and Bench Carpenters								
Alternate Job Title(s): Cabinet Builder; Marquetry Worker; Wood Furniture Assembler								
Cut, shape, and assemble wooden articles or set up and operate a variety of woodworking machines, such as power saws, jointers, and mortisers to surface, cut, or shape lumber or to fabricate parts for wood products. Excludes Woodworking Machine Setters, Operators, and Tenders (51-7040).								
North Dakota		ANNUAL:	\$47,010	\$36,070	\$39,430	\$46,740	\$56,390	\$59,040
Employment:	290	HOURLY:	\$22.60	\$17.34	\$18.96	\$22.47	\$27.11	\$28.39
Region 4		ANNUAL:	\$44,320	\$36,680	\$36,680	\$45,740	\$47,210	\$59,040
Employment:	70	HOURLY:	\$21.31	\$17.64	\$17.64	\$21.99	\$22.70	\$28.39
Region 5		ANNUAL:	\$44,860	\$36,020	\$37,630	\$46,740	\$48,250	\$59,510
Employment:	110	HOURLY:	\$21.57	\$17.32	\$18.09	\$22.47	\$23.20	\$28.61
Region 7		ANNUAL:	\$46,230	\$37,350	\$41,270	\$45,460	\$49,130	\$61,010
Employment:	30	HOURLY:	\$22.22	\$17.96	\$19.84	\$21.86	\$23.62	\$29.33
Bismarck, ND MetroSA		ANNUAL:	\$46,230	\$37,350	\$41,270	\$45,460	\$49,130	\$61,010
Employment:	30	HOURLY:	\$22.22	\$17.96	\$19.84	\$21.86	\$23.62	\$29.33
Fargo, ND-MN MetroSA		ANNUAL:	\$44,900	\$36,020	\$37,630	\$46,740	\$48,250	\$57,570
Employment:	130	HOURLY:	\$21.59	\$17.32	\$18.09	\$22.47	\$23.20	\$27.68
West ND Nonmetro Area		ANNUAL:	\$53,210	\$37,790	\$48,440	\$56,390	\$56,390	\$64,030
Employment:	70	HOURLY:	\$25.58	\$18.17	\$23.29	\$27.11	\$27.11	\$30.78
East ND Nonmetro Area		ANNUAL:	\$41,470	\$32,270	\$32,270	\$39,600	\$46,120	\$53,470
Employment:	20	HOURLY:	\$19.94	\$15.52	\$15.52	\$19.04	\$22.17	\$25.71

51-7021 Furniture Finishers**Alternate Job Title(s):** Furniture Sander; Piano Refinisher; Wood Cabinet Finisher

Shape, finish, and refinish damaged, worn, or used furniture or new high-grade furniture to specified color or finish.

North Dakota		ANNUAL:	\$47,090	\$38,590	\$39,360	\$51,220	\$52,240	\$53,780
Employment:	10	HOURLY:	\$22.64	\$18.55	\$18.92	\$24.63	\$25.12	\$25.86

51-7041 Sawing Machine Setters, Operators, and Tenders, Wood**Alternate Job Title(s):** Buzzsaw Operator; Circle Saw Operator; Rip Saw Operator; Trim Saw Operator

Set up, operate, or tend wood sawing machines. May operate computer numerically controlled (CNC) equipment. Includes lead sawyers. Workers who primarily program or operate CNC equipment are classified in Computer Numerically Controlled Tool Operators and Programmers (51-9160).

North Dakota		ANNUAL:	\$43,040	\$36,490	\$39,240	\$43,120	\$46,880	\$48,350
Employment:	30	HOURLY:	\$20.69	\$17.55	\$18.87	\$20.73	\$22.54	\$23.24

51-7042 Woodworking Machine Setters, Operators, and Tenders, Except Sawing**Alternate Job Title(s):** Wood Dowel Machine Operator; Wood Lathe Operator; Wood Planer

Set up, operate, or tend woodworking machines, such as drill presses, lathes, shapers, routers, sanders, planers, and wood nailing machines. May operate computer numerically controlled (CNC) equipment. Workers who primarily program or operate CNC equipment are classified in Computer Numerically Controlled Tool Operators and Programmers (51-9160).

North Dakota		ANNUAL:	\$42,650	\$36,820	\$40,850	\$40,850	\$47,050	\$49,930
Employment:	190	HOURLY:	\$20.51	\$17.70	\$19.64	\$19.64	\$22.62	\$24.01
Fargo, ND-MN MetroSA		ANNUAL:	\$38,850	\$30,890	\$36,820	\$36,820	\$44,140	\$46,850
Employment:	30	HOURLY:	\$18.68	\$14.85	\$17.70	\$17.70	\$21.22	\$22.53
East ND Nonmetro Area		ANNUAL:	\$43,420	\$39,200	\$40,850	\$40,850	\$47,110	\$49,930
Employment:	N/A	HOURLY:	\$20.87	\$18.85	\$19.64	\$19.64	\$22.65	\$24.01

'N/A' indicates data or information cannot be released due to reliability, availability, or confidentiality restrictions. Since a portion of substate employment is not attributed to a region, substate areas will NOT add up to statewide totals. Rounding and the absence of suppressed data may also affect additivity.

			WAGE ESTIMATES					
			Average (Mean)	10th Percentile	25th Percentile	50th Percentile (Median)	75th Percentile	90th Percentile
51-8012 Power Distributors and Dispatchers								
Alternate Job Title(s): Steam Plant Control Room Operator; Substation Operator								
Coordinate, regulate, or distribute electricity or steam.								
North Dakota		ANNUAL:	\$107,890	\$103,800	\$104,570	\$106,490	\$112,630	\$120,600
Employment:	60	HOURLY:	\$51.87	\$49.91	\$50.27	\$51.20	\$54.15	\$57.98
Region 7		ANNUAL:	\$106,510	\$85,940	\$103,800	\$103,800	\$119,580	\$120,610
Employment:	20	HOURLY:	\$51.20	\$41.32	\$49.91	\$49.91	\$57.49	\$57.98

51-8013 Power Plant Operators**Alternate Job Title(s):** Hydroelectric Plant Operator; Powerhouse Operator

Control, operate, or maintain machinery to generate electric power. Includes auxiliary equipment operators. Excludes Nuclear Power Reactor Operators (51-8011).

North Dakota		ANNUAL:	\$100,670	\$63,530	\$81,110	\$103,840	\$113,740	\$123,760
Employment:	220	HOURLY:	\$48.40	\$30.54	\$38.99	\$49.92	\$54.68	\$59.50
Region 7		ANNUAL:	\$102,260	\$62,590	\$81,830	\$103,840	\$113,740	\$132,420
Employment:	180	HOURLY:	\$49.17	\$30.09	\$39.34	\$49.92	\$54.68	\$63.66
West ND Nonmetro Area		ANNUAL:	\$104,810	\$76,900	\$102,750	\$105,810	\$123,310	\$137,030
Employment:	150	HOURLY:	\$50.39	\$36.97	\$49.40	\$50.87	\$59.29	\$65.88

51-8021 Stationary Engineers and Boiler Operators**Alternate Job Title(s):** Boiler Engineer; Boiler Room Operator; Heating, Ventilation, and Air Conditioning (HVAC) Mechanic Boiler Operator

Operate or maintain stationary engines, boilers, or other mechanical equipment to provide utilities for buildings or industrial processes. Operate equipment such as steam engines, generators, motors, turbines, and steam boilers.

North Dakota		ANNUAL:	\$67,760	\$42,160	\$52,180	\$64,670	\$80,580	\$99,610
Employment:	200	HOURLY:	\$32.58	\$20.27	\$25.09	\$31.09	\$38.74	\$47.89
Region 2		ANNUAL:	\$55,490	\$39,360	\$39,360	\$55,100	\$64,490	\$64,490
Employment:	10	HOURLY:	\$26.68	\$18.92	\$18.92	\$26.49	\$31.01	\$31.01
Region 4		ANNUAL:	\$62,240	\$46,110	\$53,190	\$59,720	\$77,140	\$77,870
Employment:	20	HOURLY:	\$29.92	\$22.17	\$25.57	\$28.71	\$37.09	\$37.43
Region 5		ANNUAL:	\$62,060	\$42,160	\$48,740	\$60,840	\$77,430	\$80,580
Employment:	90	HOURLY:	\$29.83	\$20.27	\$23.43	\$29.25	\$37.23	\$38.74
Region 7		ANNUAL:	\$90,420	\$66,940	\$79,750	\$99,610	\$99,610	\$99,610
Employment:	40	HOURLY:	\$43.47	\$32.18	\$38.34	\$47.89	\$47.89	\$47.89
Fargo, ND-MN MetroSA		ANNUAL:	\$58,910	\$42,160	\$48,740	\$61,180	\$64,670	\$79,420
Employment:	70	HOURLY:	\$28.32	\$20.27	\$23.43	\$29.41	\$31.09	\$38.18
Grand Forks, ND-MN MetroSA		ANNUAL:	\$64,390	\$59,010	\$59,720	\$67,030	\$68,170	\$77,860
Employment:	30	HOURLY:	\$30.96	\$28.37	\$28.71	\$32.23	\$32.78	\$37.44
West ND Nonmetro Area		ANNUAL:	\$79,140	\$49,240	\$61,110	\$82,160	\$99,610	\$99,610
Employment:	70	HOURLY:	\$38.05	\$23.68	\$29.38	\$39.50	\$47.89	\$47.89
East ND Nonmetro Area		ANNUAL:	\$63,590	\$45,990	\$52,750	\$60,370	\$77,430	\$80,580
Employment:	60	HOURLY:	\$30.57	\$22.11	\$25.36	\$29.02	\$37.23	\$38.74

'N/A' indicates data or information cannot be released due to reliability, availability, or confidentiality restrictions. Since a portion of substate employment is not attributed to a region, substate areas will NOT add up to statewide totals. Rounding and the absence of suppressed data may also affect additivity.

		WAGE ESTIMATES						
		Average (Mean)	10th Percentile	25th Percentile	50th Percentile (Median)	75th Percentile	90th Percentile	
51-8031 Water and Wastewater Treatment Plant and System Operators								
Alternate Job Title(s): Liquid Waste Treatment Plant Operator; Sewage Plant Operator								
Operate or control an entire process or system of machines, often through the use of control boards, to transfer or treat water or wastewater.								
North Dakota		ANNUAL:	\$56,950	\$45,600	\$47,160	\$53,400	\$63,520	\$75,900
Employment:	410	HOURLY:	\$27.38	\$21.92	\$22.68	\$25.67	\$30.54	\$36.49
Region 1		ANNUAL:	\$57,310	\$47,160	\$48,430	\$58,140	\$63,520	\$75,200
Employment:	70	HOURLY:	\$27.55	\$22.67	\$23.29	\$27.95	\$30.54	\$36.15
Region 2		ANNUAL:	\$55,280	\$42,420	\$47,550	\$50,010	\$63,140	\$71,440
Employment:	60	HOURLY:	\$26.58	\$20.39	\$22.86	\$24.04	\$30.36	\$34.34
Region 4		ANNUAL:	\$56,110	\$45,940	\$49,840	\$53,790	\$63,520	\$63,520
Employment:	80	HOURLY:	\$26.97	\$22.09	\$23.96	\$25.86	\$30.54	\$30.54
Region 5		ANNUAL:	\$60,250	\$45,600	\$47,000	\$60,850	\$76,570	\$76,570
Employment:	70	HOURLY:	\$28.97	\$21.92	\$22.60	\$29.25	\$36.81	\$36.81
Region 6		ANNUAL:	\$53,000	\$34,820	\$45,840	\$46,550	\$62,670	\$64,200
Employment:	30	HOURLY:	\$25.48	\$16.74	\$22.04	\$22.38	\$30.13	\$30.87
Region 7		ANNUAL:	\$62,280	\$44,760	\$48,110	\$54,730	\$72,250	\$94,040
Employment:	60	HOURLY:	\$29.94	\$21.52	\$23.13	\$26.31	\$34.73	\$45.21
Bismarck, ND MetroSA		ANNUAL:	\$60,700	\$43,940	\$53,400	\$54,720	\$72,250	\$73,470
Employment:	40	HOURLY:	\$29.18	\$21.12	\$25.67	\$26.31	\$34.74	\$35.32
Fargo, ND-MN MetroSA		ANNUAL:	\$63,290	\$44,840	\$59,280	\$61,490	\$76,570	\$76,570
Employment:	60	HOURLY:	\$30.43	\$21.56	\$28.50	\$29.56	\$36.81	\$36.81
Grand Forks, ND-MN MetroSA		ANNUAL:	\$61,340	\$49,830	\$49,830	\$63,520	\$63,520	\$77,790
Employment:	80	HOURLY:	\$29.49	\$23.96	\$23.96	\$30.54	\$30.54	\$37.40
West ND Nonmetro Area		ANNUAL:	\$56,480	\$44,320	\$47,550	\$50,230	\$63,140	\$74,600
Employment:	170	HOURLY:	\$27.15	\$21.31	\$22.86	\$24.15	\$30.36	\$35.87
East ND Nonmetro Area		ANNUAL:	\$53,100	\$42,070	\$46,010	\$47,540	\$62,680	\$65,940
Employment:	100	HOURLY:	\$25.53	\$20.22	\$22.12	\$22.86	\$30.13	\$31.70

51-8091 Chemical Plant and System Operators**Alternate Job Title(s):** Nitric Acid Plant Operator; Pharmaceutical Manufacturing Machine Operator

Control or operate entire chemical processes or system of machines.

North Dakota		ANNUAL:	\$99,540	\$93,300	\$93,300	\$107,090	\$107,090	\$107,090
Employment:	460	HOURLY:	\$47.85	\$44.86	\$44.86	\$51.49	\$51.49	\$51.49
West ND Nonmetro Area		ANNUAL:	\$97,610	\$93,300	\$93,300	\$93,300	\$93,310	\$119,000
Employment:	N/A	HOURLY:	\$46.93	\$44.86	\$44.86	\$44.86	\$44.86	\$57.21

51-8092 Gas Plant Operators**Alternate Job Title(s):** Gas Controller; Gas Plant Dispatcher

Distribute or process gas for utility companies and others by controlling compressors to maintain specified pressures on main pipelines.

North Dakota		ANNUAL:	\$98,810	\$75,620	\$82,400	\$107,260	\$107,260	\$119,360
Employment:	530	HOURLY:	\$47.51	\$36.35	\$39.62	\$51.57	\$51.57	\$57.38

'N/A' indicates data or information cannot be released due to reliability, availability, or confidentiality restrictions. Since a portion of substate employment is not attributed to a region, substate areas will NOT add up to statewide totals. Rounding and the absence of suppressed data may also affect additivity.

		WAGE ESTIMATES				
		Average (Mean)	10th Percentile	25th Percentile	50th Percentile (Median)	75th Percentile

51-8093 Petroleum Pump System Operators, Refinery Operators, and Gaugers

Alternate Job Title(s): Hydrotreater Operator; Oil Pipeline Operator; Oil Refiner

Operate or control petroleum refining or processing units. May specialize in controlling manifold and pumping systems, gauging or testing oil in storage tanks, or regulating the flow of oil into pipelines.

North Dakota		ANNUAL:	\$97,470	\$77,370	\$89,180	\$96,540	\$105,860	\$115,120
Employment:	300	HOURLY:	\$46.86	\$37.20	\$42.88	\$46.41	\$50.89	\$55.35
Fargo, ND-MN MetroSA		ANNUAL:	\$77,260	\$64,390	\$65,060	\$79,830	\$92,460	\$92,460
Employment:	20	HOURLY:	\$37.15	\$30.96	\$31.28	\$38.38	\$44.45	\$44.45
West ND Nonmetro Area		ANNUAL:	\$98,720	\$78,600	\$95,720	\$97,910	\$114,240	\$117,540
Employment:	280	HOURLY:	\$47.46	\$37.79	\$46.02	\$47.07	\$54.92	\$56.51

51-8099 Plant and System Operators, All Other

Alternate Job Title(s): Asphalt Plant Operator; Concrete Batch Plant Operator; Lime Filter Operator

All plant and system operators not listed separately.

North Dakota		ANNUAL:	\$64,110	\$47,970	\$52,490	\$59,010	\$79,910	\$84,970
Employment:	20	HOURLY:	\$30.82	\$23.06	\$25.24	\$28.37	\$38.42	\$40.85

51-9011 Chemical Equipment Operators and Tenders

Alternate Job Title(s): Acid Purification Equipment Operator; Chemical Process Equipment Operator

Operate or tend equipment to control chemical changes or reactions in the processing of industrial or consumer products. Equipment used includes devulcanizers, steam-jacketed kettles, and reactor vessels. Excludes Chemical Plant and System Operators (51-8091).

North Dakota		ANNUAL:	\$64,440	\$48,780	\$52,330	\$60,680	\$80,940	\$89,790
Employment:	150	HOURLY:	\$30.98	\$23.45	\$25.16	\$29.18	\$38.91	\$43.17

51-9012 Separating, Filtering, Clarifying, Precipitating, and Still Machine Setters, Operators, and Tenders

Alternate Job Title(s): Brewmaster; Fermentation Operator; Pasteurizer

Set up, operate, or tend continuous flow or vat-type equipment; filter presses; shaker screens; centrifuges; condenser tubes; precipitating, fermenting, or evaporating tanks; scrubbing towers; or batch stills. These machines extract, sort, or separate liquids, gases, or solids from other materials to recover a refined product. Includes dairy processing equipment operators. Excludes Chemical Equipment Operators and Tenders (51-9011).

North Dakota		ANNUAL:	\$53,980	\$39,440	\$49,310	\$55,380	\$57,880	\$61,420
Employment:	240	HOURLY:	\$25.95	\$18.96	\$23.71	\$26.62	\$27.83	\$29.53
Region 1		ANNUAL:	\$53,790	\$39,440	\$52,540	\$57,860	\$57,870	\$57,880
Employment:	50	HOURLY:	\$25.86	\$18.96	\$25.26	\$27.82	\$27.82	\$27.83
Region 2		ANNUAL:	\$56,200	\$36,840	\$57,850	\$57,860	\$61,010	\$69,940
Employment:	30	HOURLY:	\$27.02	\$17.71	\$27.81	\$27.82	\$29.33	\$33.62
Region 5		ANNUAL:	\$52,500	\$42,770	\$49,110	\$49,950	\$55,550	\$61,420
Employment:	100	HOURLY:	\$25.24	\$20.56	\$23.61	\$24.02	\$26.71	\$29.53
Fargo, ND-MN MetroSA		ANNUAL:	\$49,420	\$37,060	\$45,540	\$48,950	\$55,170	\$61,420
Employment:	50	HOURLY:	\$23.76	\$17.82	\$21.89	\$23.54	\$26.52	\$29.53
West ND Nonmetro Area		ANNUAL:	\$55,290	\$39,440	\$55,380	\$57,860	\$57,880	\$61,020
Employment:	100	HOURLY:	\$26.58	\$18.96	\$26.62	\$27.82	\$27.83	\$29.34
East ND Nonmetro Area		ANNUAL:	\$54,030	\$49,310	\$49,960	\$50,790	\$60,110	\$60,540
Employment:	70	HOURLY:	\$25.98	\$23.71	\$24.02	\$24.42	\$28.90	\$29.11

'N/A' indicates data or information cannot be released due to reliability, availability, or confidentiality restrictions. Since a portion of substate employment is not attributed to a region, substate areas will NOT add up to statewide totals. Rounding and the absence of suppressed data may also affect additivity.

			WAGE ESTIMATES					
			Average (Mean)	10th Percentile	25th Percentile	50th Percentile (Median)	75th Percentile	90th Percentile
51-9021 Crushing, Grinding, and Polishing Machine Setters, Operators, and Tenders								
Alternate Job Title(s): Beveling and Edging Machine Operator; Industrial Coffee Grinder; Marble and Granite Polisher; Pulverizer Operator								
Set up, operate, or tend machines to crush, grind, or polish materials, such as coal, glass, grain, stone, food, or rubber.								
North Dakota		ANNUAL:	\$46,560	\$34,580	\$38,140	\$45,260	\$47,350	\$63,590
Employment:	210	HOURLY:	\$22.39	\$16.63	\$18.34	\$21.76	\$22.77	\$30.57
Region 2		ANNUAL:	\$48,250	\$35,200	\$37,920	\$45,260	\$63,590	\$63,760
Employment:	40	HOURLY:	\$23.20	\$16.92	\$18.23	\$21.76	\$30.57	\$30.65
Region 5		ANNUAL:	\$43,550	\$34,440	\$38,180	\$44,020	\$46,900	\$54,330
Employment:	100	HOURLY:	\$20.94	\$16.56	\$18.35	\$21.16	\$22.55	\$26.12
Region 6		ANNUAL:	\$40,620	\$34,580	\$34,580	\$40,390	\$45,410	\$45,420
Employment:	30	HOURLY:	\$19.53	\$16.62	\$16.62	\$19.42	\$21.83	\$21.84
Fargo, ND-MN MetroSA		ANNUAL:	\$45,270	\$34,440	\$37,800	\$45,010	\$54,330	\$56,310
Employment:	40	HOURLY:	\$21.76	\$16.56	\$18.17	\$21.64	\$26.12	\$27.07
West ND Nonmetro Area		ANNUAL:	\$53,130	\$35,200	\$37,950	\$46,320	\$63,590	\$79,800
Employment:	60	HOURLY:	\$25.54	\$16.92	\$18.25	\$22.27	\$30.57	\$38.37
East ND Nonmetro Area		ANNUAL:	\$42,370	\$34,580	\$35,820	\$43,920	\$46,570	\$48,160
Employment:	100	HOURLY:	\$20.37	\$16.63	\$17.22	\$21.12	\$22.39	\$23.15

51-9022 Grinding and Polishing Workers, Hand**Alternate Job Title(s):** Hand Buffer; Hand Sander; Jewelry Polisher; Knife Grinder

Grind, sand, or polish, using hand tools or hand-held power tools, a variety of metal, wood, stone, clay, plastic, or glass objects. Includes chippers, buffers, and finishers.

North Dakota		ANNUAL:	\$38,500	\$22,280	\$31,170	\$40,640	\$48,370	\$49,770
Employment:	40	HOURLY:	\$18.51	\$10.71	\$14.99	\$19.54	\$23.26	\$23.93
Region 5		ANNUAL:	\$41,680	\$31,900	\$40,640	\$40,640	\$49,200	\$49,970
Employment:	20	HOURLY:	\$20.04	\$15.33	\$19.54	\$19.54	\$23.66	\$24.02
Fargo, ND-MN MetroSA		ANNUAL:	\$42,420	\$34,910	\$40,640	\$40,640	\$46,940	\$49,770
Employment:	20	HOURLY:	\$20.39	\$16.79	\$19.54	\$19.54	\$22.57	\$23.93

'N/A' indicates data or information cannot be released due to reliability, availability, or confidentiality restrictions. Since a portion of substate employment is not attributed to a region, substate areas will NOT add up to statewide totals. Rounding and the absence of suppressed data may also affect additivity.

			WAGE ESTIMATES					
			Average (Mean)	10th Percentile	25th Percentile	50th Percentile (Median)	75th Percentile	90th Percentile
51-9023 Mixing and Blending Machine Setters, Operators, and Tenders								
Alternate Job Title(s): Asphalt Blender; Clay Mixer; Ink Blender								
Set up, operate, or tend machines to mix or blend materials, such as chemicals, tobacco, liquids, color pigments, or explosive ingredients. Excludes Food Batchmakers (51-3092).								
North Dakota		ANNUAL:	\$50,590	\$39,250	\$44,270	\$55,760	\$56,850	\$58,500
Employment:	190	HOURLY:	\$24.32	\$18.87	\$21.29	\$26.81	\$27.33	\$28.13
Region 1		ANNUAL:	\$55,900	\$52,330	\$56,850	\$56,850	\$56,850	\$57,630
Employment:	50	HOURLY:	\$26.87	\$25.16	\$27.33	\$27.33	\$27.33	\$27.71
Region 5		ANNUAL:	\$47,140	\$39,250	\$42,720	\$44,720	\$48,850	\$58,510
Employment:	60	HOURLY:	\$22.66	\$18.87	\$20.54	\$21.50	\$23.49	\$28.13
Fargo, ND-MN MetroSA		ANNUAL:	\$47,210	\$39,250	\$42,710	\$44,270	\$47,300	\$61,160
Employment:	50	HOURLY:	\$22.70	\$18.87	\$20.54	\$21.29	\$22.74	\$29.40
West ND Nonmetro Area		ANNUAL:	\$54,240	\$42,620	\$55,170	\$56,850	\$56,850	\$58,280
Employment:	90	HOURLY:	\$26.08	\$20.49	\$26.52	\$27.33	\$27.33	\$28.02
East ND Nonmetro Area		ANNUAL:	\$49,720	\$30,170	\$42,620	\$54,920	\$57,710	\$57,840
Employment:	40	HOURLY:	\$23.91	\$14.51	\$20.49	\$26.40	\$27.75	\$27.81

51-9032 Cutting and Slicing Machine Setters, Operators, and Tenders

Alternate Job Title(s): Glass Cutting Machine Operator; Insulation Cutter; Rubber Trimmer

Set up, operate, or tend machines that cut or slice materials, such as glass, stone, cork, rubber, tobacco, food, paper, or insulating material. Excludes Cutting, Punching, and Press Machine Setters, Operators, and Tenders, Metal and Plastic (51-4031), Textile Cutting Machine Setters, Operators, and Tenders (51-6062), and Woodworking Machine Setters, Operators, and Tenders (51-7040).

North Dakota		ANNUAL:	\$42,780	\$33,140	\$40,790	\$44,370	\$45,350	\$47,570
Employment:	60	HOURLY:	\$20.57	\$15.93	\$19.61	\$21.33	\$21.81	\$22.87
Region 5		ANNUAL:	\$42,460	\$33,130	\$40,790	\$44,230	\$44,710	\$49,190
Employment:	50	HOURLY:	\$20.41	\$15.93	\$19.61	\$21.26	\$21.50	\$23.65
Fargo, ND-MN MetroSA		ANNUAL:	\$45,430	\$33,140	\$40,790	\$44,710	\$53,910	\$55,450
Employment:	60	HOURLY:	\$21.84	\$15.93	\$19.61	\$21.50	\$25.92	\$26.66

51-9041 Extruding, Forming, Pressing, and Compacting Machine Setters, Operators, and Tenders

Alternate Job Title(s): Brick Maker; Rubber Extrusion Operator; Sugar Presser

Set up, operate, or tend machines, such as glass-forming machines, plodder machines, and tuber machines, to shape and form products such as glassware, food, rubber, soap, brick, tile, clay, wax, tobacco, or cosmetics. Excludes Shoe Machine Operators and Tenders (51-6042) and Paper Goods Machine Setters, Operators, and Tenders (51-9196).

North Dakota		ANNUAL:	\$42,700	\$37,820	\$39,010	\$39,950	\$43,930	\$53,130
Employment:	190	HOURLY:	\$20.53	\$18.19	\$18.75	\$19.21	\$21.12	\$25.54

'N/A' indicates data or information cannot be released due to reliability, availability, or confidentiality restrictions. Since a portion of substate employment is not attributed to a region, substate areas will NOT add up to statewide totals. Rounding and the absence of suppressed data may also affect additivity.

			WAGE ESTIMATES					
			Average (Mean)	10th Percentile	25th Percentile	50th Percentile (Median)	75th Percentile	90th Percentile
51-9051 Furnace, Kiln, Oven, Drier, and Kettle Operators and Tenders								
Alternate Job Title(s): Lime Kiln Operator; Lumber Kiln Operator; Rubber Curer								
Operate or tend heating equipment other than basic metal, plastic, or food processing equipment. Includes activities such as annealing glass, drying lumber, curing rubber, removing moisture from materials, or boiling soap.								
North Dakota		ANNUAL:	\$47,700	\$37,980	\$40,940	\$46,820	\$52,540	\$57,940
Employment:	100	HOURLY:	\$22.93	\$18.26	\$19.68	\$22.51	\$25.26	\$27.86
Region 5		ANNUAL:	\$48,300	\$40,940	\$40,940	\$45,110	\$55,370	\$57,940
Employment:	50	HOURLY:	\$23.22	\$19.68	\$19.68	\$21.68	\$26.62	\$27.86
East ND Nonmetro Area		ANNUAL:	\$55,550	\$46,820	\$47,820	\$55,370	\$57,940	\$69,700
Employment:	30	HOURLY:	\$26.71	\$22.51	\$22.99	\$26.62	\$27.86	\$33.51
51-9061 Inspectors, Testers, Sorters, Samplers, and Weighers								
Alternate Job Title(s): Machined Parts Quality Inspector; Petroleum Sampler								
Inspect, test, sort, sample, or weigh nonagricultural raw materials or processed, machined, fabricated, or assembled parts or products for defects, wear, and deviations from specifications. May use precision measuring instruments and complex test equipment.								
North Dakota		ANNUAL:	\$57,460	\$39,520	\$45,350	\$50,290	\$63,910	\$81,530
Employment:	1,620	HOURLY:	\$27.63	\$19.00	\$21.81	\$24.18	\$30.73	\$39.20
Region 1		ANNUAL:	\$67,350	\$42,600	\$49,180	\$63,920	\$74,760	\$104,680
Employment:	250	HOURLY:	\$32.38	\$20.48	\$23.65	\$30.73	\$35.94	\$50.33
Region 2		ANNUAL:	\$65,030	\$37,750	\$46,330	\$63,410	\$76,400	\$94,000
Employment:	150	HOURLY:	\$31.26	\$18.15	\$22.27	\$30.49	\$36.73	\$45.19
Region 3		ANNUAL:	\$56,700	\$42,220	\$46,950	\$49,310	\$63,760	\$76,330
Employment:	40	HOURLY:	\$27.26	\$20.30	\$22.57	\$23.70	\$30.65	\$36.70
Region 4		ANNUAL:	\$53,540	\$36,450	\$44,200	\$49,930	\$59,590	\$71,780
Employment:	180	HOURLY:	\$25.74	\$17.52	\$21.25	\$24.01	\$28.65	\$34.51
Region 5		ANNUAL:	\$51,090	\$36,790	\$45,130	\$48,240	\$58,890	\$64,900
Employment:	580	HOURLY:	\$24.56	\$17.69	\$21.70	\$23.19	\$28.31	\$31.20
Region 6		ANNUAL:	\$56,190	\$38,460	\$43,470	\$56,590	\$65,160	\$78,400
Employment:	100	HOURLY:	\$27.01	\$18.49	\$20.90	\$27.21	\$31.33	\$37.69
Region 7		ANNUAL:	\$63,890	\$44,200	\$51,020	\$61,100	\$73,140	\$94,510
Employment:	120	HOURLY:	\$30.72	\$21.25	\$24.53	\$29.37	\$35.17	\$45.44
Region 8		ANNUAL:	\$58,670	\$39,520	\$46,600	\$47,740	\$63,740	\$93,840
Employment:	180	HOURLY:	\$28.21	\$19.00	\$22.40	\$22.95	\$30.64	\$45.12
Bismarck, ND MetroSA		ANNUAL:	\$61,990	\$44,200	\$49,210	\$58,590	\$67,770	\$90,330
Employment:	100	HOURLY:	\$29.81	\$21.25	\$23.66	\$28.17	\$32.58	\$43.43
Fargo, ND-MN MetroSA		ANNUAL:	\$50,550	\$37,050	\$45,140	\$47,380	\$55,170	\$63,900
Employment:	480	HOURLY:	\$24.30	\$17.81	\$21.70	\$22.78	\$26.52	\$30.72
Grand Forks, ND-MN MetroSA		ANNUAL:	\$53,390	\$36,450	\$43,830	\$48,610	\$60,210	\$71,780
Employment:	180	HOURLY:	\$25.67	\$17.52	\$21.07	\$23.37	\$28.95	\$34.51
West ND Nonmetro Area		ANNUAL:	\$64,380	\$40,150	\$46,600	\$60,040	\$74,760	\$100,980
Employment:	600	HOURLY:	\$30.95	\$19.30	\$22.40	\$28.87	\$35.94	\$48.55
East ND Nonmetro Area		ANNUAL:	\$54,360	\$38,460	\$44,200	\$50,290	\$62,400	\$74,140
Employment:	300	HOURLY:	\$26.13	\$18.49	\$21.25	\$24.18	\$30.00	\$35.65

'N/A' indicates data or information cannot be released due to reliability, availability, or confidentiality restrictions. Since a portion of substate employment is not attributed to a region, substate areas will NOT add up to statewide totals. Rounding and the absence of suppressed data may also affect additivity.

		WAGE ESTIMATES					
		Average (Mean)	10th Percentile	25th Percentile	50th Percentile (Median)	75th Percentile	90th Percentile

51-9071 Jewelers and Precious Stone and Metal Workers

Alternate Job Title(s): Diamond Setter; Gemologist; Goldsmith

Design, fabricate, adjust, repair, or appraise jewelry, gold, silver, other precious metals, or gems. Includes diamond polishers and gem cutters, and persons who perform precision casting and modeling of molds, casting metal in molds, or setting precious and semiprecious stones for jewelry and related products.

North Dakota		ANNUAL:	\$48,280	\$28,850	\$38,980	\$50,010	\$58,220	\$75,650
Employment:	60	HOURLY:	\$23.21	\$13.87	\$18.74	\$24.04	\$27.99	\$36.37
Region 5		ANNUAL:	\$53,930	\$37,100	\$50,350	\$52,500	\$58,220	\$75,650
Employment:	20	HOURLY:	\$25.93	\$17.84	\$24.21	\$25.24	\$27.99	\$36.37
Fargo, ND-MN MetroSA		ANNUAL:	\$53,930	\$37,100	\$50,350	\$52,500	\$58,220	\$75,650
Employment:	20	HOURLY:	\$25.93	\$17.84	\$24.21	\$25.24	\$27.99	\$36.37

51-9081 Dental Laboratory Technicians

Alternate Job Title(s): Crown and Bridge Technician; Dental Ceramist; Orthodontic Technician

Construct and repair full or partial dentures or dental appliances. Excludes Dental Assistants (31-9091).

North Dakota		ANNUAL:	\$54,910	\$34,890	\$42,620	\$50,720	\$62,850	\$77,660
Employment:	70	HOURLY:	\$26.40	\$16.77	\$20.49	\$24.38	\$30.22	\$37.34
Region 7		ANNUAL:	\$56,150	\$31,200	\$50,720	\$58,140	\$60,750	\$73,610
Employment:	20	HOURLY:	\$26.99	\$15.00	\$24.38	\$27.95	\$29.21	\$35.39
Bismarck, ND MetroSA		ANNUAL:	\$56,150	\$31,200	\$50,710	\$58,140	\$60,750	\$73,610
Employment:	20	HOURLY:	\$26.99	\$15.00	\$24.38	\$27.95	\$29.21	\$35.39

51-9082 Medical Appliance Technicians

Alternate Job Title(s): Brace Maker; Manufacturing Orthopedic Technologist; Orthotics Technician; Prosthetics Technician

Construct, maintain, or repair medical supportive devices such as braces, orthotics and prosthetic devices, joints, arch supports, and other surgical and medical appliances.

North Dakota		ANNUAL:	\$53,300	\$48,950	\$49,530	\$50,080	\$57,590	\$58,810
Employment:	30	HOURLY:	\$25.62	\$23.53	\$23.81	\$24.08	\$27.69	\$28.27

51-9083 Ophthalmic Laboratory Technicians

Alternate Job Title(s): Eyeglass Maker; Lens Grinder; Precision Lens Centerer and Edger

Cut, grind, and polish eyeglasses, contact lenses, or other precision optical elements. Assemble and mount lenses into frames or process other optical elements. Includes precision lens polishers or grinders, centerer-edgers, and lens mounters. Excludes Opticians, Dispensing (29-2081).

North Dakota		ANNUAL:	\$41,720	\$37,160	\$37,590	\$38,760	\$42,130	\$49,690
Employment:	30	HOURLY:	\$20.06	\$17.87	\$18.07	\$18.64	\$20.25	\$23.89
Region 5		ANNUAL:	\$42,840	\$37,440	\$38,760	\$42,130	\$45,090	\$54,010
Employment:	20	HOURLY:	\$20.60	\$18.00	\$18.63	\$20.25	\$21.68	\$25.97
Fargo, ND-MN MetroSA		ANNUAL:	\$42,840	\$37,440	\$38,760	\$42,130	\$45,090	\$54,010
Employment:	20	HOURLY:	\$20.60	\$18.00	\$18.63	\$20.25	\$21.68	\$25.97

'N/A' indicates data or information cannot be released due to reliability, availability, or confidentiality restrictions. Since a portion of substate employment is not attributed to a region, substate areas will NOT add up to statewide totals. Rounding and the absence of suppressed data may also affect additivity.

			WAGE ESTIMATES					
			Average (Mean)	10th Percentile	25th Percentile	50th Percentile (Median)	75th Percentile	90th Percentile
51-9111 Packaging and Filling Machine Operators and Tenders								
Alternate Job Title(s): Bottle Capper; Keg Filler; Potato Chip Packaging Machine Operator								
Operate or tend machines to prepare industrial or consumer products for storage or shipment. Includes cannery workers who pack food products.								
North Dakota		ANNUAL:	\$40,300	\$33,130	\$33,590	\$39,710	\$45,620	\$49,720
Employment:	730	HOURLY:	\$19.37	\$15.93	\$16.15	\$19.09	\$21.93	\$23.90
Region 2		ANNUAL:	\$40,750	\$34,500	\$35,230	\$40,470	\$45,440	\$48,540
Employment:	50	HOURLY:	\$19.59	\$16.59	\$16.94	\$19.45	\$21.84	\$23.34
Region 4		ANNUAL:	\$44,120	\$33,130	\$38,770	\$46,460	\$47,720	\$47,720
Employment:	110	HOURLY:	\$21.21	\$15.93	\$18.64	\$22.34	\$22.94	\$22.94
Region 5		ANNUAL:	\$42,230	\$31,470	\$35,530	\$41,010	\$46,940	\$51,080
Employment:	300	HOURLY:	\$20.31	\$15.13	\$17.08	\$19.72	\$22.57	\$24.56
Region 6		ANNUAL:	\$37,040	\$33,590	\$34,190	\$34,190	\$39,710	\$45,270
Employment:	70	HOURLY:	\$17.81	\$16.15	\$16.44	\$16.44	\$19.09	\$21.76
Fargo, ND-MN MetroSA		ANNUAL:	\$42,090	\$31,470	\$35,580	\$41,010	\$49,720	\$51,080
Employment:	210	HOURLY:	\$20.24	\$15.13	\$17.11	\$19.72	\$23.90	\$24.56
Grand Forks, ND-MN MetroSA		ANNUAL:	\$44,000	\$37,700	\$38,770	\$45,620	\$47,720	\$47,720
Employment:	110	HOURLY:	\$21.15	\$18.12	\$18.64	\$21.93	\$22.94	\$22.94
West ND Nonmetro Area		ANNUAL:	\$40,960	\$34,260	\$35,220	\$40,470	\$45,440	\$48,540
Employment:	50	HOURLY:	\$19.69	\$16.47	\$16.94	\$19.46	\$21.84	\$23.34
East ND Nonmetro Area		ANNUAL:	\$40,420	\$33,130	\$34,190	\$36,660	\$45,450	\$47,860
Employment:	210	HOURLY:	\$19.43	\$15.93	\$16.44	\$17.62	\$21.85	\$23.01

51-9123 Painting, Coating, and Decorating Workers**Alternate Job Title(s):** Ceramic Painter; China Decorator; Sign Painter

Paint, coat, or decorate articles, such as furniture, glass, plateware, pottery, jewelry, toys, books, or leather. Excludes Artists and Related Workers (27-1010), Designers (27-1020), Photographic Process Workers and Processing Machine Operators (51-9151), and Etchers and Engravers (51-9194).

North Dakota		ANNUAL:	\$43,380	\$32,970	\$41,950	\$41,960	\$44,570	\$57,450
Employment:	30	HOURLY:	\$20.86	\$15.85	\$20.17	\$20.17	\$21.43	\$27.62
Region 5		ANNUAL:	\$43,390	\$32,980	\$41,950	\$41,960	\$44,390	\$57,450
Employment:	20	HOURLY:	\$20.86	\$15.85	\$20.17	\$20.17	\$21.34	\$27.62

'N/A' indicates data or information cannot be released due to reliability, availability, or confidentiality restrictions. Since a portion of substate employment is not attributed to a region, substate areas will NOT add up to statewide totals. Rounding and the absence of suppressed data may also affect additivity.

			WAGE ESTIMATES					
			Average (Mean)	10th Percentile	25th Percentile	50th Percentile (Median)	75th Percentile	90th Percentile
51-9124 Coating, Painting, and Spraying Machine Setters, Operators, and Tenders								
Alternate Job Title(s): Auto Painter; Electrostatic Paint Operator; Lacquer Spray Booth Operator; Railroad Car Painter								
Set up, operate, or tend spraying or rolling machines to coat or paint any of a wide variety of products, including glassware, cloth, ceramics, metal, plastic, paper, or wood, with lacquer, silver, copper, rubber, varnish, glaze, enamel, oil, or rust-proofing materials. Includes painters of transportation vehicles such as painters in auto body repair facilities. Excludes Plating Machine Setters, Operators, and Tenders, Metal and Plastic (51-4193).								
North Dakota		ANNUAL:	\$54,800	\$39,340	\$44,650	\$52,880	\$63,360	\$73,240
Employment:	540	HOURLY:	\$26.35	\$18.91	\$21.47	\$25.42	\$30.46	\$35.21
Region 1		ANNUAL:	\$61,090	\$37,170	\$42,550	\$60,640	\$82,410	\$85,270
Employment:	10	HOURLY:	\$29.37	\$17.87	\$20.46	\$29.15	\$39.62	\$41.00
Region 2		ANNUAL:	\$62,080	\$42,600	\$47,300	\$62,090	\$83,040	\$84,910
Employment:	30	HOURLY:	\$29.85	\$20.48	\$22.74	\$29.85	\$39.92	\$40.82
Region 3		ANNUAL:	\$48,650	\$39,900	\$41,120	\$48,240	\$48,240	\$58,270
Employment:	20	HOURLY:	\$23.39	\$19.18	\$19.77	\$23.19	\$23.19	\$28.01
Region 4		ANNUAL:	\$51,760	\$40,740	\$42,860	\$50,680	\$55,470	\$68,400
Employment:	100	HOURLY:	\$24.88	\$19.58	\$20.61	\$24.37	\$26.67	\$32.88
Region 5		ANNUAL:	\$54,540	\$39,340	\$46,690	\$56,170	\$63,360	\$63,500
Employment:	220	HOURLY:	\$26.22	\$18.91	\$22.45	\$27.01	\$30.46	\$30.53
Region 7		ANNUAL:	\$61,130	\$44,430	\$48,100	\$61,630	\$65,200	\$81,610
Employment:	60	HOURLY:	\$29.39	\$21.36	\$23.13	\$29.63	\$31.34	\$39.24
Region 8		ANNUAL:	\$52,890	\$36,250	\$37,170	\$46,230	\$66,970	\$84,690
Employment:	40	HOURLY:	\$25.43	\$17.43	\$17.87	\$22.23	\$32.20	\$40.71
Bismarck, ND MetroSA		ANNUAL:	\$61,280	\$46,130	\$48,100	\$61,630	\$65,200	\$81,610
Employment:	60	HOURLY:	\$29.46	\$22.18	\$23.13	\$29.63	\$31.34	\$39.24
Fargo, ND-MN MetroSA		ANNUAL:	\$51,380	\$38,750	\$45,090	\$49,430	\$58,390	\$62,050
Employment:	170	HOURLY:	\$24.70	\$18.63	\$21.68	\$23.76	\$28.07	\$29.83
Grand Forks, ND-MN MetroSA		ANNUAL:	\$55,000	\$39,370	\$43,410	\$51,140	\$65,490	\$79,600
Employment:	50	HOURLY:	\$26.44	\$18.93	\$20.87	\$24.59	\$31.48	\$38.27
West ND Nonmetro Area		ANNUAL:	\$57,550	\$37,170	\$42,550	\$56,850	\$70,970	\$84,910
Employment:	80	HOURLY:	\$27.67	\$17.87	\$20.46	\$27.33	\$34.12	\$40.82
East ND Nonmetro Area		ANNUAL:	\$53,940	\$42,520	\$44,390	\$51,240	\$63,360	\$64,490
Employment:	200	HOURLY:	\$25.93	\$20.44	\$21.34	\$24.64	\$30.46	\$31.00

'N/A' indicates data or information cannot be released due to reliability, availability, or confidentiality restrictions. Since a portion of substate employment is not attributed to a region, substate areas will NOT add up to statewide totals. Rounding and the absence of suppressed data may also affect additivity.

		WAGE ESTIMATES						
		Average (Mean)	10th Percentile	25th Percentile	50th Percentile (Median)	75th Percentile	90th Percentile	
51-9161 Computer Numerically Controlled Tool Operators								
Alternate Job Title(s): Computer Numerically Controlled (CNC) Machinist; Computer Numerically Controlled (CNC) Milling Machine Operator; Computer Numerically Controlled (CNC) Shot Peening Operator; Jig Boring Machine Operator; Welding Robot Operator								
Operate computer-controlled tools, machines, or robots to machine or process parts, tools, or other work pieces made of metal, plastic, wood, stone, or other materials. May also set up and maintain equipment.								
North Dakota		ANNUAL:	\$54,380	\$40,080	\$46,700	\$58,340	\$62,520	\$66,730
Employment:	330	HOURLY:	\$26.15	\$19.27	\$22.45	\$28.05	\$30.06	\$32.08
Region 4		ANNUAL:	\$60,670	\$41,700	\$50,440	\$63,380	\$73,660	\$73,660
Employment:	40	HOURLY:	\$29.17	\$20.05	\$24.25	\$30.47	\$35.41	\$35.41
Region 5		ANNUAL:	\$53,660	\$40,640	\$46,730	\$56,880	\$58,420	\$66,730
Employment:	220	HOURLY:	\$25.80	\$19.54	\$22.47	\$27.35	\$28.09	\$32.08
Fargo, ND-MN MetroSA		ANNUAL:	\$52,630	\$40,640	\$46,760	\$56,060	\$58,420	\$58,420
Employment:	180	HOURLY:	\$25.30	\$19.54	\$22.48	\$26.95	\$28.09	\$28.09
Grand Forks, ND-MN MetroSA		ANNUAL:	\$59,890	\$39,100	\$48,320	\$63,380	\$73,660	\$73,660
Employment:	60	HOURLY:	\$28.79	\$18.80	\$23.23	\$30.47	\$35.42	\$35.42
East ND Nonmetro Area		ANNUAL:	\$54,340	\$37,400	\$40,080	\$58,590	\$66,730	\$66,730
Employment:	70	HOURLY:	\$26.13	\$17.98	\$19.27	\$28.17	\$32.08	\$32.08

51-9162 Computer Numerically Controlled Tool Programmers**Alternate Job Title(s):** Computer Numerically Controlled (CNC) Programmer; Numerical Control Programmer; Numerical Tool Programmer

Develop programs to control machining or processing of materials by automatic machine tools, equipment, or systems. May also set up, operate, or maintain equipment.

North Dakota		ANNUAL:	\$70,340	\$48,700	\$58,620	\$65,040	\$75,330	\$101,440
Employment:	20	HOURLY:	\$33.82	\$23.41	\$28.18	\$31.27	\$36.22	\$48.77
Region 5		ANNUAL:	\$68,320	\$61,140	\$62,850	\$65,040	\$75,330	\$75,330
Employment:	10	HOURLY:	\$32.85	\$29.40	\$30.22	\$31.27	\$36.22	\$36.22
Fargo, ND-MN MetroSA		ANNUAL:	\$72,660	\$62,850	\$62,850	\$67,180	\$75,330	\$98,350
Employment:	10	HOURLY:	\$34.93	\$30.22	\$30.22	\$32.30	\$36.22	\$47.28

51-9192 Cleaning, Washing, and Metal Pickling Equipment Operators and Tenders**Alternate Job Title(s):** Acid Dipper; Degreaser Operator; Immersion Metal Cleaner

Operate or tend machines to wash or clean products, such as barrels or kegs, glass items, tin plate, food, pulp, coal, plastic, or rubber, to remove impurities.

North Dakota		ANNUAL:	\$47,970	\$34,700	\$44,490	\$47,390	\$58,040	\$58,040
Employment:	50	HOURLY:	\$23.06	\$16.68	\$21.39	\$22.78	\$27.91	\$27.91
Region 4		ANNUAL:	\$47,800	\$44,490	\$44,490	\$44,490	\$53,470	\$58,040
Employment:	10	HOURLY:	\$22.98	\$21.39	\$21.39	\$21.39	\$25.70	\$27.91
East ND Nonmetro Area		ANNUAL:	\$54,660	\$49,160	\$50,010	\$58,040	\$58,040	\$58,040
Employment:	20	HOURLY:	\$26.28	\$23.64	\$24.05	\$27.91	\$27.91	\$27.91

'N/A' indicates data or information cannot be released due to reliability, availability, or confidentiality restrictions. Since a portion of substate employment is not attributed to a region, substate areas will NOT add up to statewide totals. Rounding and the absence of suppressed data may also affect additivity.

			WAGE ESTIMATES				
			Average (Mean)	10th Percentile	25th Percentile	50th Percentile (Median)	75th Percentile

51-9194 Etchers and Engravers

Alternate Job Title(s): Glass Etcher; Metal Engraver

Engrave or etch metal, wood, rubber, or other materials. Includes such workers as etcher-circuit processors, pantograph engravers, and silk screen etchers. Photoengravers are included in Prepress Technicians and Workers (51-5111).

North Dakota		ANNUAL:	\$40,590	\$37,710	\$37,990	\$38,150	\$40,510	\$51,170
Employment:	20	HOURLY:	\$19.51	\$18.13	\$18.27	\$18.34	\$19.48	\$24.60
Region 5		ANNUAL:	\$40,990	\$37,990	\$37,990	\$40,510	\$40,510	\$51,170
Employment:	10	HOURLY:	\$19.70	\$18.27	\$18.27	\$19.47	\$19.47	\$24.60
Fargo, ND-MN MetroSA		ANNUAL:	\$40,980	\$37,990	\$38,000	\$40,510	\$40,510	\$51,170
Employment:	10	HOURLY:	\$19.70	\$18.27	\$18.27	\$19.47	\$19.47	\$24.60

51-9195 Molders, Shapers, and Casters, Except Metal and Plastic

Alternate Job Title(s): Cigar Roller; Glass Blower; Neon Tube Bender

Mold, shape, form, cast, or carve products such as food products, figurines, tile, pipes, and candles consisting of clay, glass, plaster, concrete, stone, or combinations of materials.

North Dakota		ANNUAL:	\$42,140	\$34,990	\$37,990	\$40,830	\$46,240	\$48,160
Employment:	140	HOURLY:	\$20.26	\$16.82	\$18.26	\$19.63	\$22.23	\$23.15
Region 5		ANNUAL:	\$41,150	\$34,720	\$37,990	\$38,450	\$45,520	\$47,670
Employment:	50	HOURLY:	\$19.78	\$16.69	\$18.26	\$18.48	\$21.88	\$22.92
Fargo, ND-MN MetroSA		ANNUAL:	\$42,090	\$36,520	\$37,990	\$38,520	\$46,240	\$50,080
Employment:	50	HOURLY:	\$20.24	\$17.56	\$18.26	\$18.52	\$22.23	\$24.08
East ND Nonmetro Area		ANNUAL:	\$40,110	\$34,540	\$34,980	\$34,990	\$47,280	\$50,290
Employment:	10	HOURLY:	\$19.28	\$16.60	\$16.82	\$16.82	\$22.73	\$24.18

51-9198 Helpers--Production Workers

Alternate Job Title(s): Blending Tank Helper; Commercial Baker Helper; Welder Helper

Help production workers by performing duties requiring less skill. Duties include supplying or holding materials or tools, and cleaning work area and equipment. Apprentice workers are classified in the appropriate production occupations (51-0000).

North Dakota		ANNUAL:	\$41,380	\$33,310	\$33,320	\$36,120	\$49,910	\$57,500
Employment:	110	HOURLY:	\$19.89	\$16.02	\$16.02	\$17.37	\$24.00	\$27.65
Region 1		ANNUAL:	\$54,650	\$38,260	\$51,120	\$52,210	\$57,500	\$79,250
Employment:	20	HOURLY:	\$26.28	\$18.39	\$24.57	\$25.10	\$27.65	\$38.10
Region 5		ANNUAL:	\$34,590	\$30,590	\$33,320	\$33,320	\$34,030	\$39,540
Employment:	40	HOURLY:	\$16.63	\$14.71	\$16.02	\$16.02	\$16.36	\$19.01
Region 8		ANNUAL:	\$36,500	\$36,120	\$36,120	\$36,150	\$36,150	\$36,150
Employment:	30	HOURLY:	\$17.55	\$17.37	\$17.37	\$17.38	\$17.38	\$17.38
Fargo, ND-MN MetroSA		ANNUAL:	\$36,780	\$26,800	\$32,340	\$34,030	\$39,540	\$51,200
Employment:	30	HOURLY:	\$17.68	\$12.88	\$15.55	\$16.36	\$19.01	\$24.62
Grand Forks, ND-MN MetroSA		ANNUAL:	\$42,720	\$33,350	\$37,790	\$44,720	\$48,620	\$52,980
Employment:	10	HOURLY:	\$20.54	\$16.03	\$18.17	\$21.50	\$23.37	\$25.47
West ND Nonmetro Area		ANNUAL:	\$44,320	\$36,120	\$36,120	\$36,150	\$51,110	\$57,500
Employment:	50	HOURLY:	\$21.31	\$17.37	\$17.37	\$17.38	\$24.57	\$27.65
East ND Nonmetro Area		ANNUAL:	\$38,990	\$29,520	\$33,320	\$33,320	\$35,270	\$61,380
Employment:	40	HOURLY:	\$18.75	\$14.19	\$16.02	\$16.02	\$16.96	\$29.51

'N/A' indicates data or information cannot be released due to reliability, availability, or confidentiality restrictions. Since a portion of substate employment is not attributed to a region, substate areas will NOT add up to statewide totals. Rounding and the absence of suppressed data may also affect additivity.

		WAGE ESTIMATES						
		Average (Mean)	10th Percentile	25th Percentile	50th Percentile (Median)	75th Percentile	90th Percentile	
51-9199 Production Workers, All Other								
Alternate Job Title(s): N/A								
All production workers not listed separately. Excludes Packers and Packagers, Hand (53-7064).								
North Dakota		ANNUAL:	\$47,040	\$36,430	\$38,150	\$43,490	\$53,740	\$61,030
Employment:	360	HOURLY:	\$22.62	\$17.52	\$18.34	\$20.91	\$25.84	\$29.34
Region 4		ANNUAL:	\$54,280	\$30,300	\$39,890	\$48,990	\$65,140	\$96,980
Employment:	70	HOURLY:	\$26.10	\$14.56	\$19.18	\$23.55	\$31.32	\$46.63
Region 5		ANNUAL:	\$44,890	\$36,970	\$38,150	\$39,360	\$51,050	\$61,030
Employment:	200	HOURLY:	\$21.58	\$17.78	\$18.34	\$18.92	\$24.54	\$29.34
Region 6		ANNUAL:	\$43,660	\$29,640	\$36,660	\$39,020	\$48,530	\$54,080
Employment:	20	HOURLY:	\$20.99	\$14.25	\$17.62	\$18.76	\$23.33	\$26.00
Region 7		ANNUAL:	\$48,780	\$36,460	\$44,720	\$48,380	\$56,530	\$57,830
Employment:	50	HOURLY:	\$23.45	\$17.53	\$21.50	\$23.26	\$27.18	\$27.80
Bismarck, ND MetroSA		ANNUAL:	\$48,410	\$36,460	\$44,720	\$48,380	\$56,530	\$57,320
Employment:	50	HOURLY:	\$23.27	\$17.53	\$21.50	\$23.26	\$27.18	\$27.56
Fargo, ND-MN MetroSA		ANNUAL:	\$41,740	\$36,510	\$38,150	\$38,150	\$45,750	\$51,340
Employment:	160	HOURLY:	\$20.07	\$17.55	\$18.34	\$18.34	\$22.00	\$24.69
Grand Forks, ND-MN MetroSA		ANNUAL:	\$51,210	\$30,350	\$37,400	\$47,960	\$60,100	\$96,980
Employment:	80	HOURLY:	\$24.62	\$14.59	\$17.98	\$23.06	\$28.89	\$46.63
East ND Nonmetro Area		ANNUAL:	\$49,180	\$35,830	\$37,590	\$48,520	\$61,030	\$64,890
Employment:	90	HOURLY:	\$23.64	\$17.23	\$18.07	\$23.33	\$29.34	\$31.20

'N/A' indicates data or information cannot be released due to reliability, availability, or confidentiality restrictions. Since a portion of substate employment is not attributed to a region, substate areas will NOT add up to statewide totals. Rounding and the absence of suppressed data may also affect additivity.

		WAGE ESTIMATES					
		Average (Mean)	10th Percentile	25th Percentile	50th Percentile (Median)	75th Percentile	90th Percentile
53-0000 Transportation and Material Moving Occupations							
Alternate Job Title(s): N/A							
North Dakota	ANNUAL:	\$51,630	\$30,840	\$37,610	\$46,920	\$61,570	\$78,660
Employment: 42,740	HOURLY:	\$24.82	\$14.83	\$18.08	\$22.56	\$29.60	\$37.82
Region 1	ANNUAL:	\$60,920	\$36,550	\$46,200	\$59,990	\$71,920	\$89,980
Employment: 5,450	HOURLY:	\$29.29	\$17.57	\$22.21	\$28.84	\$34.58	\$43.26
Region 2	ANNUAL:	\$53,010	\$31,360	\$38,390	\$47,440	\$62,670	\$81,500
Employment: 5,020	HOURLY:	\$25.48	\$15.08	\$18.46	\$22.81	\$30.13	\$39.18
Region 3	ANNUAL:	\$47,470	\$27,860	\$35,670	\$43,740	\$52,150	\$72,420
Employment: 1,260	HOURLY:	\$22.82	\$13.40	\$17.15	\$21.03	\$25.07	\$34.82
Region 4	ANNUAL:	\$47,350	\$30,090	\$35,600	\$44,360	\$52,980	\$70,610
Employment: 4,630	HOURLY:	\$22.77	\$14.47	\$17.12	\$21.33	\$25.47	\$33.95
Region 5	ANNUAL:	\$48,090	\$30,360	\$37,090	\$45,070	\$56,980	\$68,530
Employment: 14,070	HOURLY:	\$23.12	\$14.60	\$17.83	\$21.67	\$27.39	\$32.95
Region 6	ANNUAL:	\$48,940	\$31,200	\$37,220	\$45,710	\$56,610	\$74,400
Employment: 2,260	HOURLY:	\$23.53	\$15.00	\$17.89	\$21.97	\$27.22	\$35.77
Region 7	ANNUAL:	\$49,970	\$29,840	\$36,130	\$45,120	\$58,670	\$76,660
Employment: 5,980	HOURLY:	\$24.02	\$14.35	\$17.37	\$21.69	\$28.21	\$36.86
Region 8	ANNUAL:	\$55,940	\$33,990	\$39,510	\$50,050	\$64,140	\$81,480
Employment: 3,090	HOURLY:	\$26.89	\$16.34	\$19.00	\$24.06	\$30.84	\$39.17
Bismarck, ND MetroSA	ANNUAL:	\$48,510	\$29,890	\$36,050	\$44,200	\$56,460	\$74,040
Employment: 5,130	HOURLY:	\$23.32	\$14.37	\$17.33	\$21.25	\$27.15	\$35.60
Fargo, ND-MN MetroSA	ANNUAL:	\$47,470	\$30,290	\$37,070	\$44,240	\$54,110	\$66,800
Employment: 14,080	HOURLY:	\$22.82	\$14.56	\$17.82	\$21.27	\$26.02	\$32.11
Grand Forks, ND-MN MetroSA	ANNUAL:	\$46,140	\$29,760	\$35,310	\$42,370	\$50,890	\$66,350
Employment: 4,780	HOURLY:	\$22.18	\$14.31	\$16.98	\$20.37	\$24.47	\$31.90
West ND Nonmetro Area	ANNUAL:	\$56,970	\$33,280	\$39,640	\$51,520	\$65,300	\$88,840
Employment: 14,410	HOURLY:	\$27.39	\$16.00	\$19.06	\$24.77	\$31.39	\$42.71
East ND Nonmetro Area	ANNUAL:	\$49,290	\$31,460	\$37,440	\$46,130	\$57,180	\$71,880
Employment: 6,110	HOURLY:	\$23.70	\$15.13	\$18.00	\$22.18	\$27.49	\$34.56

'N/A' indicates data or information cannot be released due to reliability, availability, or confidentiality restrictions. Since a portion of substate employment is not attributed to a region, substate areas will NOT add up to statewide totals. Rounding and the absence of suppressed data may also affect additivity.

		WAGE ESTIMATES						
		Average (Mean)	10th Percentile	25th Percentile	50th Percentile (Median)	75th Percentile	90th Percentile	
53-1047 First-Line Supervisors of Transportation and Material-Moving Workers, Except Aircraft Cargo Handling Supervisors								
Alternate Job Title(s): Material Handling Crew Supervisor; Warehouse Supervisor; Crane Crew Supervisor; Truck Driver Supervisor; Chief Ship Steward; Flight Service Manager; Gas Station Supervisor								
Directly supervise and coordinate the activities of helpers, laborers, or material movers, hand and material-moving machine and vehicle operators and helpers. Supervise and coordinate activities of passenger attendants. Includes supervisors of Flight Attendants (53-2031). Includes all first-line supervisors of transportation workers not listed separately except Aircraft Cargo Handling Supervisors (53-1041).								
North Dakota		ANNUAL:	\$74,070	\$43,740	\$52,080	\$70,000	\$87,210	\$114,090
Employment:	2,020	HOURLY:	\$35.61	\$21.03	\$25.04	\$33.66	\$41.93	\$54.85
Region 1		ANNUAL:	\$93,890	\$48,390	\$71,020	\$81,430	\$127,680	\$152,700
Employment:	320	HOURLY:	\$45.14	\$23.26	\$34.14	\$39.15	\$61.39	\$73.41
Region 2		ANNUAL:	\$77,930	\$43,990	\$56,050	\$74,280	\$91,050	\$127,680
Employment:	270	HOURLY:	\$37.47	\$21.15	\$26.95	\$35.71	\$43.77	\$61.38
Region 3		ANNUAL:	\$65,350	\$39,100	\$46,900	\$60,540	\$79,130	\$94,780
Employment:	70	HOURLY:	\$31.42	\$18.80	\$22.55	\$29.11	\$38.04	\$45.57
Region 4		ANNUAL:	\$63,860	\$41,030	\$47,640	\$61,940	\$75,420	\$93,300
Employment:	200	HOURLY:	\$30.70	\$19.73	\$22.91	\$29.78	\$36.26	\$44.86
Region 5		ANNUAL:	\$64,350	\$42,160	\$48,820	\$63,420	\$73,260	\$90,070
Employment:	630	HOURLY:	\$30.94	\$20.27	\$23.47	\$30.49	\$35.22	\$43.30
Region 6		ANNUAL:	\$65,490	\$42,040	\$49,440	\$62,670	\$79,860	\$94,780
Employment:	120	HOURLY:	\$31.49	\$20.21	\$23.77	\$30.13	\$38.40	\$45.57
Region 7		ANNUAL:	\$70,760	\$42,040	\$49,260	\$63,290	\$80,110	\$110,060
Employment:	220	HOURLY:	\$34.02	\$20.21	\$23.68	\$30.43	\$38.51	\$52.91
Region 8		ANNUAL:	\$89,300	\$46,900	\$69,240	\$79,170	\$107,740	\$136,550
Employment:	150	HOURLY:	\$42.93	\$22.55	\$33.29	\$38.06	\$51.80	\$65.65
Bismarck, ND MetroSA		ANNUAL:	\$67,650	\$45,760	\$50,890	\$62,150	\$77,250	\$96,300
Employment:	180	HOURLY:	\$32.52	\$22.00	\$24.47	\$29.88	\$37.14	\$46.30
Fargo, ND-MN MetroSA		ANNUAL:	\$63,530	\$42,160	\$48,520	\$63,290	\$72,950	\$87,630
Employment:	600	HOURLY:	\$30.55	\$20.27	\$23.33	\$30.43	\$35.07	\$42.13
Grand Forks, ND-MN MetroSA		ANNUAL:	\$59,950	\$39,740	\$47,350	\$58,200	\$71,180	\$81,020
Employment:	190	HOURLY:	\$28.82	\$19.11	\$22.76	\$27.98	\$34.22	\$38.95
West ND Nonmetro Area		ANNUAL:	\$86,880	\$46,640	\$62,670	\$77,790	\$106,510	\$136,800
Employment:	790	HOURLY:	\$41.77	\$22.42	\$30.13	\$37.40	\$51.21	\$65.77
East ND Nonmetro Area		ANNUAL:	\$67,010	\$42,040	\$49,830	\$62,880	\$79,990	\$94,780
Employment:	340	HOURLY:	\$32.22	\$20.21	\$23.96	\$30.23	\$38.46	\$45.57

53-2011 Airline Pilots, Copilots, and Flight Engineers**Alternate Job Title(s):** Airline Captain; Airline Pilot In Command; Charter Pilot (Air Transport Pilot Certificate Required); Charter Pilot (Airline)

Pilot and navigate the flight of fixed-wing aircraft, usually on scheduled air carrier routes, for the transport of passengers and cargo. Requires Federal Air Transport certificate and rating for specific aircraft type used. Includes regional, national, and international airline pilots and flight instructors of airline pilots. Excludes Electro-Mechanical and Mechatronics Technologists and Technicians (17-3024).

North Dakota		ANNUAL:	\$151,790	\$50,540	\$82,830	\$96,620	\$135,780	\$144,710
Employment:	10	HOURLY:	N/A	N/A	N/A	N/A	N/A	N/A

'N/A' indicates data or information cannot be released due to reliability, availability, or confidentiality restrictions. Since a portion of substate employment is not attributed to a region, substate areas will NOT add up to statewide totals. Rounding and the absence of suppressed data may also affect additivity.

		WAGE ESTIMATES						
		Average (Mean)	10th Percentile	25th Percentile	50th Percentile (Median)	75th Percentile	90th Percentile	
53-2012 Commercial Pilots								
Alternate Job Title(s): Aerial Crop Duster; Charter Pilot (Commercial Pilot Certificate Required); Flight Instructor (Commercial Pilots); Helicopter Pilot								
Pilot and navigate the flight of fixed-wing aircraft on nonscheduled air carrier routes, or helicopters. Requires Commercial Pilot certificate. Includes charter pilots with similar certification, and air ambulance and air tour pilots. Excludes regional, national, and international airline pilots. Excludes Electro-Mechanical and Mechatronics Technologists and Technicians (17-3024).								
North Dakota		ANNUAL:	\$126,370	\$56,090	\$74,880	\$107,910	\$148,800	N/A
Employment:	250	HOURLY:	N/A	N/A	N/A	N/A	N/A	N/A
Region 1		ANNUAL:	\$105,390	\$49,430	\$74,710	\$74,710	\$140,930	\$180,710
Employment:	10	HOURLY:	N/A	N/A	N/A	N/A	N/A	N/A
Region 4		ANNUAL:	\$95,440	\$55,000	\$76,780	\$94,990	\$110,390	\$125,800
Employment:	30	HOURLY:	N/A	N/A	N/A	N/A	N/A	N/A
Region 5		ANNUAL:	\$126,820	\$65,280	\$88,530	\$117,890	\$149,070	N/A
Employment:	80	HOURLY:	N/A	N/A	N/A	N/A	N/A	N/A
Region 7		ANNUAL:	\$159,800	\$55,680	\$77,720	\$127,350	N/A	N/A
Employment:	70	HOURLY:	N/A	N/A	N/A	N/A	N/A	N/A
Bismarck, ND MetroSA		ANNUAL:	\$162,290	\$55,680	\$77,770	\$127,350	N/A	N/A
Employment:	70	HOURLY:	N/A	N/A	N/A	N/A	N/A	N/A
Fargo, ND-MN MetroSA		ANNUAL:	\$126,990	\$62,700	\$88,520	\$117,890	\$149,740	N/A
Employment:	80	HOURLY:	N/A	N/A	N/A	N/A	N/A	N/A
Grand Forks, ND-MN MetroSA		ANNUAL:	\$95,130	\$55,000	\$76,790	\$92,220	\$110,390	\$125,800
Employment:	30	HOURLY:	N/A	N/A	N/A	N/A	N/A	N/A
West ND Nonmetro Area		ANNUAL:	\$97,460	\$49,420	\$73,960	\$75,890	\$128,840	\$142,810
Employment:	50	HOURLY:	N/A	N/A	N/A	N/A	N/A	N/A

53-2021 Air Traffic Controllers**Alternate Job Title(s):** Air Traffic Control Operator; Control Tower Operator; Enroute Controller

Control air traffic on and within vicinity of airport, and movement of air traffic between altitude sectors and control centers, according to established procedures and policies. Authorize, regulate, and control commercial airline flights according to government or company regulations to expedite and ensure flight safety.

North Dakota		ANNUAL:	\$111,050	\$77,600	\$91,440	\$113,880	\$129,310	\$133,470
Employment:	90	HOURLY:	\$53.39	\$37.31	\$43.96	\$54.75	\$62.17	\$64.17

53-2022 Airfield Operations Specialists**Alternate Job Title(s):** Aviation Operations Specialist; Flight Operations Coordinator

Ensure the safe takeoff and landing of commercial and military aircraft. Duties include coordination between air-traffic control and maintenance personnel, dispatching, using airfield landing and navigational aids, implementing airfield safety procedures, monitoring and maintaining flight records, and applying knowledge of weather information.

North Dakota		ANNUAL:	\$40,340	\$34,330	\$35,460	\$36,450	\$41,790	\$49,560
Employment:	180	HOURLY:	\$19.40	\$16.50	\$17.05	\$17.52	\$20.09	\$23.83
Region 2		ANNUAL:	\$44,480	\$36,450	\$36,450	\$38,890	\$49,560	\$62,410
Employment:	40	HOURLY:	\$21.39	\$17.52	\$17.52	\$18.69	\$23.83	\$30.01
West ND Nonmetro Area		ANNUAL:	\$43,620	\$36,450	\$37,280	\$38,890	\$47,590	\$49,560
Employment:	80	HOURLY:	\$20.97	\$17.52	\$17.92	\$18.70	\$22.88	\$23.83

'N/A' indicates data or information cannot be released due to reliability, availability, or confidentiality restrictions. Since a portion of substate employment is not attributed to a region, substate areas will NOT add up to statewide totals. Rounding and the absence of suppressed data may also affect additivity.

		WAGE ESTIMATES						
		Average (Mean)	10th Percentile	25th Percentile	50th Percentile (Median)	75th Percentile	90th Percentile	
53-3011 Ambulance Drivers and Attendants, Except Emergency Medical Technicians								
Alternate Job Title(s): Emergency Medical Services (EMS) Driver								
Drive ambulance or assist ambulance driver in transporting sick, injured, or convalescent persons. Assist in lifting patients.								
North Dakota		ANNUAL:	\$33,760	\$22,760	\$23,230	\$28,870	\$37,760	\$63,070
Employment:	130	HOURLY:	\$16.23	\$10.94	\$11.17	\$13.88	\$18.15	\$30.32
Region 2		ANNUAL:	\$32,380	\$22,600	\$23,530	\$28,300	\$38,950	\$59,160
Employment:	20	HOURLY:	\$15.57	\$10.87	\$11.31	\$13.60	\$18.73	\$28.44
Region 5		ANNUAL:	\$38,350	\$24,640	\$24,940	\$33,730	\$63,470	\$64,230
Employment:	20	HOURLY:	\$18.44	\$11.85	\$11.99	\$16.22	\$30.52	\$30.88
Region 7		ANNUAL:	\$35,660	\$22,660	\$22,910	\$29,050	\$38,060	\$63,690
Employment:	30	HOURLY:	\$17.14	\$10.90	\$11.02	\$13.97	\$18.30	\$30.62
West ND Nonmetro Area		ANNUAL:	\$33,330	\$22,680	\$22,910	\$29,090	\$37,820	\$63,270
Employment:	50	HOURLY:	\$16.02	\$10.90	\$11.02	\$13.99	\$18.18	\$30.42

53-3031 Driver/Sales Workers**Alternate Job Title(s):** Newspaper Delivery Driver; Pizza Delivery Driver; Route Salesperson

Drive truck or other vehicle over established routes or within an established territory and sell or deliver goods, such as food products, including restaurant take-out items, or pick up or deliver items such as commercial laundry. May also take orders, collect payment, or stock merchandise at point of delivery. Excludes Coin, Vending, and Amusement Machine Servicers and Repairers (49-9091) and Light Truck Drivers (53-3033).

North Dakota		ANNUAL:	\$47,220	\$21,100	\$29,460	\$43,960	\$62,640	\$82,860
Employment:	1,700	HOURLY:	\$22.70	\$10.15	\$14.16	\$21.14	\$30.12	\$39.84
Region 1		ANNUAL:	\$43,710	\$19,990	\$27,230	\$38,880	\$59,420	\$68,850
Employment:	130	HOURLY:	\$21.02	\$9.61	\$13.09	\$18.69	\$28.57	\$33.10
Region 2		ANNUAL:	\$40,450	\$20,130	\$27,230	\$35,920	\$51,850	\$68,850
Employment:	170	HOURLY:	\$19.45	\$9.68	\$13.09	\$17.27	\$24.93	\$33.10
Region 4		ANNUAL:	\$45,550	\$20,510	\$28,560	\$42,850	\$60,010	\$81,850
Employment:	200	HOURLY:	\$21.90	\$9.86	\$13.73	\$20.60	\$28.85	\$39.35
Region 5		ANNUAL:	\$54,460	\$29,410	\$35,260	\$51,110	\$74,610	\$83,490
Employment:	640	HOURLY:	\$26.18	\$14.14	\$16.95	\$24.57	\$35.87	\$40.14
Region 7		ANNUAL:	\$42,810	\$20,210	\$27,110	\$36,660	\$56,880	\$74,050
Employment:	360	HOURLY:	\$20.58	\$9.72	\$13.04	\$17.62	\$27.34	\$35.60
Region 8		ANNUAL:	\$40,120	\$20,250	\$27,320	\$32,540	\$49,540	\$68,840
Employment:	110	HOURLY:	\$19.29	\$9.74	\$13.13	\$15.64	\$23.82	\$33.10
Bismarck, ND MetroSA		ANNUAL:	\$43,000	\$20,210	\$27,110	\$36,700	\$58,380	\$74,050
Employment:	340	HOURLY:	\$20.67	\$9.72	\$13.03	\$17.64	\$28.07	\$35.60
Fargo, ND-MN MetroSA		ANNUAL:	\$53,300	\$27,320	\$35,260	\$50,720	\$74,610	\$83,490
Employment:	660	HOURLY:	\$25.62	\$13.13	\$16.95	\$24.38	\$35.87	\$40.14
Grand Forks, ND-MN MetroSA		ANNUAL:	\$44,520	\$20,970	\$27,240	\$41,900	\$55,530	\$81,850
Employment:	210	HOURLY:	\$21.41	\$10.08	\$13.10	\$20.14	\$26.70	\$39.35
West ND Nonmetro Area		ANNUAL:	\$41,330	\$20,130	\$27,230	\$37,010	\$51,840	\$68,840
Employment:	430	HOURLY:	\$19.87	\$9.68	\$13.09	\$17.80	\$24.93	\$33.10
East ND Nonmetro Area		ANNUAL:	\$46,500	\$23,670	\$28,350	\$40,320	\$59,420	\$83,830
Employment:	140	HOURLY:	\$22.36	\$11.38	\$13.63	\$19.39	\$28.57	\$40.30

'N/A' indicates data or information cannot be released due to reliability, availability, or confidentiality restrictions. Since a portion of substate employment is not attributed to a region, substate areas will NOT add up to statewide totals. Rounding and the absence of suppressed data may also affect additivity.

		WAGE ESTIMATES						
		Average (Mean)	10th Percentile	25th Percentile	50th Percentile (Median)	75th Percentile	90th Percentile	
53-3032 Heavy and Tractor-Trailer Truck Drivers								
Alternate Job Title(s): Auto Carrier Driver; Cement Truck Driver; Dump Truck Driver; Garbage Truck Driver								
Drive a tractor-trailer combination or a truck with a capacity of at least 26,001 pounds Gross Vehicle Weight (GVW). May be required to unload truck. Requires commercial drivers' license. Includes tow truck drivers. Excludes Refuse and Recyclable Material Collectors (53-7081).								
North Dakota		ANNUAL:	\$58,680	\$41,120	\$47,980	\$59,190	\$63,900	\$77,180
Employment: 11,170		HOURLY:	\$28.21	\$19.77	\$23.07	\$28.46	\$30.72	\$37.11
Region 1		ANNUAL:	\$61,440	\$47,030	\$50,610	\$62,290	\$64,430	\$76,410
Employment: 2,030		HOURLY:	\$29.54	\$22.61	\$24.33	\$29.95	\$30.98	\$36.73
Region 2		ANNUAL:	\$59,910	\$41,120	\$47,940	\$59,080	\$63,830	\$89,650
Employment: 1,470		HOURLY:	\$28.80	\$19.77	\$23.05	\$28.41	\$30.69	\$43.10
Region 3		ANNUAL:	\$54,930	\$40,070	\$46,130	\$49,720	\$62,600	\$72,750
Employment: 240		HOURLY:	\$26.41	\$19.26	\$22.18	\$23.90	\$30.10	\$34.98
Region 4		ANNUAL:	\$57,440	\$44,350	\$47,320	\$57,230	\$61,620	\$75,310
Employment: 970		HOURLY:	\$27.61	\$21.32	\$22.75	\$27.52	\$29.63	\$36.21
Region 5		ANNUAL:	\$56,790	\$37,960	\$47,980	\$56,980	\$64,080	\$76,300
Employment: 3,360		HOURLY:	\$27.30	\$18.25	\$23.07	\$27.39	\$30.81	\$36.68
Region 6		ANNUAL:	\$56,200	\$39,280	\$46,960	\$50,180	\$62,740	\$76,660
Employment: 600		HOURLY:	\$27.02	\$18.88	\$22.58	\$24.13	\$30.16	\$36.85
Region 7		ANNUAL:	\$58,130	\$40,090	\$47,620	\$57,890	\$63,710	\$81,170
Employment: 1,340		HOURLY:	\$27.95	\$19.27	\$22.90	\$27.83	\$30.63	\$39.02
Region 8		ANNUAL:	\$61,370	\$46,980	\$49,190	\$62,260	\$65,850	\$78,460
Employment: 1,060		HOURLY:	\$29.51	\$22.59	\$23.65	\$29.93	\$31.66	\$37.72
Bismarck, ND MetroSA		ANNUAL:	\$57,240	\$39,730	\$47,340	\$57,710	\$63,500	\$77,440
Employment: 1,110		HOURLY:	\$27.52	\$19.10	\$22.76	\$27.75	\$30.53	\$37.23
Fargo, ND-MN MetroSA		ANNUAL:	\$56,880	\$37,960	\$47,980	\$57,810	\$64,080	\$76,040
Employment: 3,410		HOURLY:	\$27.35	\$18.25	\$23.07	\$27.79	\$30.81	\$36.56
Grand Forks, ND-MN MetroSA		ANNUAL:	\$57,360	\$42,250	\$47,710	\$57,710	\$61,560	\$75,350
Employment: 950		HOURLY:	\$27.58	\$20.31	\$22.94	\$27.75	\$29.60	\$36.23
West ND Nonmetro Area		ANNUAL:	\$61,000	\$46,660	\$49,390	\$61,970	\$64,420	\$81,350
Employment: 4,800		HOURLY:	\$29.33	\$22.43	\$23.74	\$29.79	\$30.97	\$39.11
East ND Nonmetro Area		ANNUAL:	\$55,270	\$39,290	\$46,450	\$49,720	\$62,460	\$74,760
Employment: 1,500		HOURLY:	\$26.57	\$18.89	\$22.33	\$23.90	\$30.03	\$35.94

'N/A' indicates data or information cannot be released due to reliability, availability, or confidentiality restrictions. Since a portion of substate employment is not attributed to a region, substate areas will NOT add up to statewide totals. Rounding and the absence of suppressed data may also affect additivity.

		WAGE ESTIMATES						
		Average (Mean)	10th Percentile	25th Percentile	50th Percentile (Median)	75th Percentile	90th Percentile	
53-3033 Light Truck Drivers								
Alternate Job Title(s): Grocery Light Truck Driver; Parcel Truck Driver								
Drive a light vehicle, such as a truck or van, with a capacity of less than 26,001 pounds Gross Vehicle Weight (GVW), primarily to pick up merchandise or packages from a distribution center and deliver. May load and unload vehicle. Excludes Couriers and Messengers (43-5021) and Driver/Sales Workers (53-3031).								
North Dakota		ANNUAL:	\$50,870	\$31,010	\$39,260	\$47,010	\$58,220	\$86,470
Employment: 2,510		HOURLY:	\$24.46	\$14.91	\$18.87	\$22.60	\$27.99	\$41.57
Region 1		ANNUAL:	\$54,000	\$36,290	\$45,860	\$49,830	\$64,110	\$74,230
Employment: 200		HOURLY:	\$25.96	\$17.45	\$22.05	\$23.96	\$30.82	\$35.69
Region 2		ANNUAL:	\$50,170	\$32,490	\$39,260	\$47,010	\$55,120	\$69,990
Employment: 320		HOURLY:	\$24.12	\$15.62	\$18.87	\$22.60	\$26.50	\$33.65
Region 3		ANNUAL:	\$54,270	\$29,880	\$37,200	\$47,650	\$74,180	\$93,670
Employment: 60		HOURLY:	\$26.09	\$14.37	\$17.89	\$22.91	\$35.66	\$45.03
Region 4		ANNUAL:	\$51,370	\$30,610	\$39,580	\$46,030	\$59,660	\$86,410
Employment: 310		HOURLY:	\$24.70	\$14.72	\$19.03	\$22.13	\$28.68	\$41.54
Region 5		ANNUAL:	\$49,980	\$30,530	\$39,060	\$46,070	\$53,300	\$86,470
Employment: 960		HOURLY:	\$24.03	\$14.68	\$18.78	\$22.15	\$25.62	\$41.57
Region 6		ANNUAL:	\$53,460	\$29,520	\$36,600	\$46,390	\$67,470	\$88,560
Employment: 100		HOURLY:	\$25.70	\$14.19	\$17.60	\$22.30	\$32.44	\$42.58
Region 7		ANNUAL:	\$50,190	\$30,300	\$38,380	\$48,470	\$54,710	\$87,590
Employment: 380		HOURLY:	\$24.13	\$14.57	\$18.45	\$23.30	\$26.30	\$42.11
Region 8		ANNUAL:	\$51,310	\$33,730	\$41,000	\$47,710	\$61,820	\$69,120
Employment: 170		HOURLY:	\$24.67	\$16.22	\$19.71	\$22.94	\$29.72	\$33.23
Bismarck, ND MetroSA		ANNUAL:	\$50,260	\$30,300	\$38,380	\$48,470	\$53,610	\$87,590
Employment: 370		HOURLY:	\$24.16	\$14.57	\$18.45	\$23.30	\$25.78	\$42.11
Fargo, ND-MN MetroSA		ANNUAL:	\$49,440	\$30,570	\$39,020	\$46,070	\$52,810	\$86,470
Employment: 1,040		HOURLY:	\$23.77	\$14.70	\$18.76	\$22.15	\$25.39	\$41.57
Grand Forks, ND-MN MetroSA		ANNUAL:	\$50,470	\$29,860	\$39,580	\$46,030	\$59,410	\$86,410
Employment: 370		HOURLY:	\$24.27	\$14.36	\$19.03	\$22.13	\$28.56	\$41.54
West ND Nonmetro Area		ANNUAL:	\$51,530	\$33,730	\$40,980	\$47,950	\$61,840	\$74,230
Employment: 700		HOURLY:	\$24.77	\$16.22	\$19.70	\$23.05	\$29.73	\$35.69
East ND Nonmetro Area		ANNUAL:	\$51,570	\$29,880	\$36,590	\$46,390	\$58,120	\$88,560
Employment: 190		HOURLY:	\$24.79	\$14.37	\$17.59	\$22.30	\$27.94	\$42.58

'N/A' indicates data or information cannot be released due to reliability, availability, or confidentiality restrictions. Since a portion of substate employment is not attributed to a region, substate areas will NOT add up to statewide totals. Rounding and the absence of suppressed data may also affect additivity.

		WAGE ESTIMATES						
		Average (Mean)	10th Percentile	25th Percentile	50th Percentile (Median)	75th Percentile	90th Percentile	
53-3051 Bus Drivers, School								
Alternate Job Title(s): School Bus Operator; Special Education Bus Driver								
Drive a school bus to transport students. Ensure adherence to safety rules. May assist students in boarding or exiting.								
North Dakota		ANNUAL:	\$63,470	\$32,290	\$44,830	\$57,110	\$77,100	\$97,840
Employment:	1,630	HOURLY:	\$30.51	\$15.52	\$21.55	\$27.46	\$37.07	\$47.04
Region 1		ANNUAL:	\$75,390	\$49,980	\$49,980	\$74,620	\$97,930	\$98,260
Employment:	90	HOURLY:	\$36.25	\$24.03	\$24.03	\$35.88	\$47.08	\$47.24
Region 2		ANNUAL:	\$69,560	\$41,420	\$52,360	\$70,980	\$77,420	\$98,360
Employment:	190	HOURLY:	\$33.44	\$19.92	\$25.17	\$34.12	\$37.22	\$47.29
Region 3		ANNUAL:	\$65,910	\$33,550	\$44,830	\$59,540	\$77,540	\$98,150
Employment:	150	HOURLY:	\$31.69	\$16.13	\$21.55	\$28.63	\$37.28	\$47.19
Region 4		ANNUAL:	\$66,510	\$32,120	\$47,250	\$61,870	\$76,800	\$95,630
Employment:	150	HOURLY:	\$31.98	\$15.44	\$22.72	\$29.75	\$36.92	\$45.97
Region 5		ANNUAL:	\$56,840	\$38,240	\$42,300	\$45,400	\$66,270	\$78,710
Employment:	340	HOURLY:	\$27.33	\$18.38	\$20.33	\$21.83	\$31.86	\$37.84
Region 6		ANNUAL:	\$68,280	\$36,340	\$49,730	\$59,510	\$96,320	\$97,940
Employment:	190	HOURLY:	\$32.82	\$17.47	\$23.91	\$28.61	\$46.31	\$47.08
Region 7		ANNUAL:	\$59,110	\$26,680	\$39,300	\$49,940	\$76,520	\$96,810
Employment:	370	HOURLY:	\$28.42	\$12.82	\$18.90	\$24.01	\$36.79	\$46.54
Region 8		ANNUAL:	\$62,780	\$41,560	\$52,710	\$52,710	\$75,020	\$93,210
Employment:	150	HOURLY:	\$30.18	\$19.98	\$25.34	\$25.34	\$36.07	\$44.81
Bismarck, ND MetroSA		ANNUAL:	\$52,720	\$26,670	\$26,670	\$48,240	\$69,520	\$96,800
Employment:	260	HOURLY:	\$25.35	\$12.82	\$12.82	\$23.19	\$33.43	\$46.54
Fargo, ND-MN MetroSA		ANNUAL:	\$48,670	\$38,240	\$42,300	\$42,300	\$51,140	\$70,950
Employment:	310	HOURLY:	\$23.40	\$18.38	\$20.34	\$20.34	\$24.59	\$34.11
Grand Forks, ND-MN MetroSA		ANNUAL:	\$59,460	\$33,420	\$47,250	\$52,650	\$74,250	\$95,630
Employment:	140	HOURLY:	\$28.59	\$16.07	\$22.72	\$25.31	\$35.70	\$45.97
West ND Nonmetro Area		ANNUAL:	\$69,750	\$45,280	\$52,710	\$64,090	\$77,590	\$98,260
Employment:	540	HOURLY:	\$33.54	\$21.77	\$25.34	\$30.81	\$37.31	\$47.24
East ND Nonmetro Area		ANNUAL:	\$68,290	\$33,550	\$49,020	\$59,620	\$80,510	\$98,010
Employment:	510	HOURLY:	\$32.83	\$16.13	\$23.57	\$28.66	\$38.71	\$47.12

'N/A' indicates data or information cannot be released due to reliability, availability, or confidentiality restrictions. Since a portion of substate employment is not attributed to a region, substate areas will NOT add up to statewide totals. Rounding and the absence of suppressed data may also affect additivity.

			WAGE ESTIMATES					
			Average (Mean)	10th Percentile	25th Percentile	50th Percentile (Median)	75th Percentile	90th Percentile
53-3052 Bus Drivers, Transit and Intercity								
Alternate Job Title(s): Motor Coach Bus Driver; Public Transit Bus Driver								
Drive bus or motor coach, including regular route operations, charters, and private carriage. May assist passengers with baggage. May collect fares or tickets.								
North Dakota		ANNUAL:	\$38,940	\$31,910	\$31,910	\$37,400	\$44,110	\$47,550
Employment:	240	HOURLY:	\$18.72	\$15.34	\$15.34	\$17.98	\$21.21	\$22.86
Region 2		ANNUAL:	\$42,630	\$36,390	\$36,390	\$42,000	\$47,550	\$57,610
Employment:	10	HOURLY:	\$20.50	\$17.50	\$17.50	\$20.19	\$22.86	\$27.70
Region 4		ANNUAL:	\$43,070	\$36,570	\$42,370	\$42,370	\$42,370	\$50,420
Employment:	40	HOURLY:	\$20.71	\$17.58	\$20.37	\$20.37	\$20.37	\$24.24
Region 7		ANNUAL:	\$40,450	\$33,740	\$34,720	\$37,400	\$46,030	\$46,030
Employment:	70	HOURLY:	\$19.45	\$16.22	\$16.69	\$17.98	\$22.13	\$22.13
Bismarck, ND MetroSA		ANNUAL:	\$40,890	\$33,740	\$37,400	\$37,910	\$46,030	\$46,030
Employment:	60	HOURLY:	\$19.66	\$16.22	\$17.98	\$18.23	\$22.13	\$22.13
Grand Forks, ND-MN MetroSA		ANNUAL:	\$43,420	\$42,370	\$42,370	\$42,370	\$42,600	\$50,420
Employment:	50	HOURLY:	\$20.88	\$20.37	\$20.37	\$20.37	\$20.48	\$24.24
West ND Nonmetro Area		ANNUAL:	\$42,210	\$30,300	\$34,720	\$45,780	\$46,990	\$57,610
Employment:	30	HOURLY:	\$20.29	\$14.57	\$16.69	\$22.01	\$22.59	\$27.70
East ND Nonmetro Area		ANNUAL:	\$36,240	\$26,190	\$33,030	\$34,840	\$36,820	\$45,540
Employment:	30	HOURLY:	\$17.42	\$12.59	\$15.88	\$16.75	\$17.70	\$21.89

'N/A' indicates data or information cannot be released due to reliability, availability, or confidentiality restrictions. Since a portion of substate employment is not attributed to a region, substate areas will NOT add up to statewide totals. Rounding and the absence of suppressed data may also affect additivity.

			WAGE ESTIMATES					
			Average (Mean)	10th Percentile	25th Percentile	50th Percentile (Median)	75th Percentile	90th Percentile
53-3053 Shuttle Drivers and Chauffeurs								
Alternate Job Title(s): Airport Shuttle Driver; Courtesy Van Driver; Hotel Shuttle Driver; Nonemergency Medical Transporter								
Drive a motor vehicle to transport passengers on a planned or scheduled basis. May collect a fare. Includes nonemergency medical transporters and hearse drivers. Excludes Ambulance Drivers and Attendants, Except Emergency Medical Technicians (53-3011) and Taxi Drivers (53-3054).								
North Dakota		ANNUAL:	\$36,270	\$29,240	\$30,580	\$35,420	\$38,300	\$43,770
Employment:	460	HOURLY:	\$17.44	\$14.06	\$14.70	\$17.03	\$18.41	\$21.04
Region 1		ANNUAL:	\$42,820	\$29,850	\$37,550	\$37,550	\$46,910	\$62,210
Employment:	30	HOURLY:	\$20.58	\$14.35	\$18.05	\$18.05	\$22.55	\$29.91
Region 2		ANNUAL:	\$36,800	\$31,320	\$32,550	\$38,300	\$39,020	\$39,420
Employment:	70	HOURLY:	\$17.69	\$15.06	\$15.65	\$18.41	\$18.76	\$18.95
Region 3		ANNUAL:	\$34,180	\$25,590	\$32,280	\$35,670	\$36,910	\$37,600
Employment:	20	HOURLY:	\$16.43	\$12.30	\$15.52	\$17.15	\$17.75	\$18.08
Region 4		ANNUAL:	\$38,380	\$29,430	\$31,360	\$36,600	\$40,020	\$55,760
Employment:	50	HOURLY:	\$18.45	\$14.15	\$15.08	\$17.60	\$19.24	\$26.81
Region 5		ANNUAL:	\$33,890	\$27,040	\$29,440	\$30,580	\$37,180	\$40,240
Employment:	150	HOURLY:	\$16.29	\$13.00	\$14.15	\$14.70	\$17.88	\$19.34
Region 6		ANNUAL:	\$36,600	\$35,080	\$35,080	\$35,320	\$37,750	\$39,850
Employment:	30	HOURLY:	\$17.59	\$16.87	\$16.87	\$16.98	\$18.15	\$19.16
Region 7		ANNUAL:	\$36,570	\$26,750	\$31,560	\$34,100	\$38,410	\$48,580
Employment:	80	HOURLY:	\$17.58	\$12.86	\$15.17	\$16.40	\$18.47	\$23.35
Region 8		ANNUAL:	\$37,130	\$30,970	\$35,410	\$38,300	\$38,300	\$42,670
Employment:	30	HOURLY:	\$17.85	\$14.89	\$17.02	\$18.41	\$18.41	\$20.51
Bismarck, ND MetroSA		ANNUAL:	\$37,010	\$24,450	\$31,560	\$34,100	\$39,370	\$54,200
Employment:	70	HOURLY:	\$17.79	\$11.76	\$15.17	\$16.40	\$18.93	\$26.06
Fargo, ND-MN MetroSA		ANNUAL:	\$33,350	\$27,040	\$29,380	\$30,240	\$36,290	\$39,930
Employment:	180	HOURLY:	\$16.04	\$13.00	\$14.13	\$14.54	\$17.45	\$19.20
Grand Forks, ND-MN MetroSA		ANNUAL:	\$34,410	\$24,560	\$28,960	\$33,660	\$36,600	\$47,760
Employment:	90	HOURLY:	\$16.54	\$11.81	\$13.93	\$16.19	\$17.60	\$22.96
West ND Nonmetro Area		ANNUAL:	\$37,970	\$30,960	\$32,550	\$37,550	\$39,020	\$42,670
Employment:	140	HOURLY:	\$18.26	\$14.89	\$15.65	\$18.05	\$18.76	\$20.51
East ND Nonmetro Area		ANNUAL:	\$36,050	\$32,280	\$35,080	\$35,670	\$37,750	\$40,240
Employment:	70	HOURLY:	\$17.33	\$15.52	\$16.87	\$17.15	\$18.15	\$19.35

'N/A' indicates data or information cannot be released due to reliability, availability, or confidentiality restrictions. Since a portion of substate employment is not attributed to a region, substate areas will NOT add up to statewide totals. Rounding and the absence of suppressed data may also affect additivity.

			WAGE ESTIMATES					
			Average (Mean)	10th Percentile	25th Percentile	50th Percentile (Median)	75th Percentile	90th Percentile
53-3099 Motor Vehicle Operators, All Other								
Alternate Job Title(s): Ice-Resurfacing Machine Operators; Motorcycle Deliverer; Street Cleaning Equipment Operator								
All motor vehicle operators not listed separately.								
North Dakota		ANNUAL:	\$40,240	\$20,800	\$31,410	\$34,550	\$45,390	\$60,550
Employment:	300	HOURLY:	\$19.35	\$10.00	\$15.10	\$16.61	\$21.82	\$29.11
Region 2		ANNUAL:	\$44,640	\$26,990	\$32,530	\$41,600	\$47,400	\$72,550
Employment:	40	HOURLY:	\$21.46	\$12.97	\$15.64	\$20.00	\$22.79	\$34.88
Region 4		ANNUAL:	\$30,670	\$23,670	\$23,670	\$23,670	\$43,030	\$44,130
Employment:	30	HOURLY:	\$14.74	\$11.38	\$11.38	\$11.38	\$20.69	\$21.22
Region 5		ANNUAL:	\$36,470	\$19,950	\$32,260	\$32,840	\$44,980	\$50,380
Employment:	70	HOURLY:	\$17.54	\$9.59	\$15.51	\$15.79	\$21.62	\$24.22
Region 6		ANNUAL:	\$26,860	\$17,160	\$17,160	\$29,240	\$29,240	\$32,390
Employment:	10	HOURLY:	\$12.92	\$8.25	\$8.25	\$14.06	\$14.06	\$15.57
Region 7		ANNUAL:	\$36,380	\$24,120	\$31,410	\$32,020	\$44,510	\$45,590
Employment:	70	HOURLY:	\$17.49	\$11.60	\$15.10	\$15.39	\$21.40	\$21.92
Region 8		ANNUAL:	\$51,470	\$32,390	\$44,890	\$44,980	\$58,140	\$89,790
Employment:	20	HOURLY:	\$24.74	\$15.57	\$21.58	\$21.62	\$27.95	\$43.17
Bismarck, ND MetroSA		ANNUAL:	\$36,380	\$24,120	\$31,410	\$32,020	\$44,510	\$45,590
Employment:	70	HOURLY:	\$17.49	\$11.60	\$15.10	\$15.39	\$21.40	\$21.92
Fargo, ND-MN MetroSA		ANNUAL:	\$37,480	\$19,950	\$32,260	\$33,730	\$45,020	\$51,170
Employment:	70	HOURLY:	\$18.02	\$9.59	\$15.51	\$16.22	\$21.64	\$24.60
Grand Forks, ND-MN MetroSA		ANNUAL:	\$31,360	\$23,670	\$23,670	\$23,670	\$43,030	\$45,050
Employment:	30	HOURLY:	\$15.08	\$11.38	\$11.38	\$11.38	\$20.69	\$21.66
West ND Nonmetro Area		ANNUAL:	\$51,350	\$27,110	\$33,010	\$44,980	\$67,050	\$89,790
Employment:	70	HOURLY:	\$24.69	\$13.04	\$15.87	\$21.62	\$32.23	\$43.17
East ND Nonmetro Area		ANNUAL:	\$40,010	\$26,840	\$32,390	\$42,620	\$50,020	\$51,380
Employment:	70	HOURLY:	\$19.24	\$12.90	\$15.57	\$20.49	\$24.05	\$24.70

53-4013 Rail Yard Engineers, Dinkey Operators, and Hostlers

Alternate Job Title(s): Coal Tram Driver; Railcar Switcher

Drive switching or other locomotive or dinkey engines within railroad yard, industrial plant, quarry, construction project, or similar location.

North Dakota		ANNUAL:	\$69,480	\$62,720	\$62,830	\$64,610	\$79,070	\$79,080
Employment:	40	HOURLY:	\$33.40	\$30.15	\$30.21	\$31.06	\$38.01	\$38.02
Region 2		ANNUAL:	\$69,490	\$62,720	\$62,720	\$65,090	\$79,070	\$79,080
Employment:	20	HOURLY:	\$33.41	\$30.15	\$30.15	\$31.29	\$38.01	\$38.02
West ND Nonmetro Area		ANNUAL:	\$69,460	\$62,720	\$62,830	\$64,990	\$79,070	\$79,080
Employment:	30	HOURLY:	\$33.39	\$30.15	\$30.21	\$31.24	\$38.01	\$38.02

'N/A' indicates data or information cannot be released due to reliability, availability, or confidentiality restrictions. Since a portion of substate employment is not attributed to a region, substate areas will NOT add up to statewide totals. Rounding and the absence of suppressed data may also affect additivity.

		WAGE ESTIMATES					
		Average (Mean)	10th Percentile	25th Percentile	50th Percentile (Median)	75th Percentile	90th Percentile

53-6021 Parking Attendants

Alternate Job Title(s): Parking Ramp Attendant; Valet Parker

Park vehicles or issue tickets for customers in a parking lot or garage. May park or tend vehicles in environments such as a car dealership or rental car facility. May collect fee.

North Dakota		ANNUAL:	\$30,470	\$27,280	\$27,280	\$28,400	\$29,320	\$41,810
Employment:	100	HOURLY:	\$14.65	\$13.12	\$13.12	\$13.66	\$14.09	\$20.10
Region 5		ANNUAL:	\$28,620	\$27,280	\$27,280	\$27,280	\$28,940	\$29,650
Employment:	60	HOURLY:	\$13.76	\$13.12	\$13.12	\$13.12	\$13.91	\$14.25
Fargo, ND-MN MetroSA		ANNUAL:	\$28,800	\$27,280	\$27,280	\$27,280	\$28,940	\$29,650
Employment:	60	HOURLY:	\$13.84	\$13.12	\$13.12	\$13.12	\$13.91	\$14.25

53-6031 Automotive and Watercraft Service Attendants

Alternate Job Title(s): Gas and Oil Servicer; Gas Pump Attendant; Service Station Attendant

Service automobiles, buses, trucks, boats, and other automotive or marine vehicles with fuel, lubricants, and accessories. Collect payment for services and supplies. May lubricate vehicle, change motor oil, refill antifreeze, or replace lights or other accessories, such as windshield wiper blades or fan belts. May repair or replace tires. Excludes Cashiers (41-2011).

North Dakota		ANNUAL:	\$34,750	\$28,250	\$30,870	\$34,940	\$36,700	\$40,810
Employment:	440	HOURLY:	\$16.71	\$13.58	\$14.84	\$16.80	\$17.65	\$19.62
Region 1		ANNUAL:	\$36,660	\$29,740	\$34,810	\$36,710	\$40,810	\$44,820
Employment:	40	HOURLY:	\$17.63	\$14.30	\$16.74	\$17.65	\$19.62	\$21.55
Region 4		ANNUAL:	\$32,700	\$30,770	\$30,770	\$30,770	\$35,310	\$37,130
Employment:	70	HOURLY:	\$15.72	\$14.79	\$14.79	\$14.79	\$16.98	\$17.85
Region 5		ANNUAL:	\$34,380	\$27,220	\$33,170	\$34,630	\$35,980	\$37,440
Employment:	130	HOURLY:	\$16.53	\$13.08	\$15.95	\$16.65	\$17.30	\$18.00
Region 6		ANNUAL:	\$35,040	\$27,330	\$31,200	\$35,380	\$36,330	\$39,650
Employment:	30	HOURLY:	\$16.84	\$13.14	\$15.00	\$17.01	\$17.47	\$19.06
Region 7		ANNUAL:	\$34,440	\$30,530	\$31,820	\$35,020	\$35,490	\$37,860
Employment:	70	HOURLY:	\$16.56	\$14.68	\$15.30	\$16.84	\$17.06	\$18.20
Bismarck, ND MetroSA		ANNUAL:	\$34,360	\$30,530	\$31,710	\$35,020	\$35,480	\$37,860
Employment:	70	HOURLY:	\$16.52	\$14.68	\$15.24	\$16.84	\$17.06	\$18.20
Fargo, ND-MN MetroSA		ANNUAL:	\$34,210	\$27,210	\$33,170	\$34,630	\$35,980	\$36,820
Employment:	130	HOURLY:	\$16.45	\$13.08	\$15.95	\$16.65	\$17.30	\$17.70
Grand Forks, ND-MN MetroSA		ANNUAL:	\$32,800	\$30,770	\$30,770	\$30,770	\$35,310	\$37,130
Employment:	70	HOURLY:	\$15.77	\$14.79	\$14.79	\$14.79	\$16.98	\$17.85
West ND Nonmetro Area		ANNUAL:	\$36,170	\$28,140	\$30,870	\$36,540	\$38,680	\$45,250
Employment:	130	HOURLY:	\$17.39	\$13.53	\$14.84	\$17.57	\$18.60	\$21.76
East ND Nonmetro Area		ANNUAL:	\$35,720	\$27,330	\$34,810	\$35,970	\$36,310	\$45,200
Employment:	50	HOURLY:	\$17.17	\$13.14	\$16.74	\$17.29	\$17.46	\$21.73

53-6032 Aircraft Service Attendants

Alternate Job Title(s): Aircraft De-Icer; Aircraft Refueler; Airplane Refueler

Service aircraft with fuel. May de-ice aircraft, refill water and cooling agents, empty sewage tanks, service air and oxygen systems, or clean and polish exterior.

North Dakota		ANNUAL:	\$43,560	\$40,230	\$41,040	\$46,410	\$46,960	\$46,960
Employment:	70	HOURLY:	\$20.94	\$19.34	\$19.73	\$22.31	\$22.58	\$22.58

'N/A' indicates data or information cannot be released due to reliability, availability, or confidentiality restrictions. Since a portion of substate employment is not attributed to a region, substate areas will NOT add up to statewide totals. Rounding and the absence of suppressed data may also affect additivity.

		WAGE ESTIMATES						
		Average (Mean)	10th Percentile	25th Percentile	50th Percentile (Median)	75th Percentile	90th Percentile	
53-6051 Transportation Inspectors								
Alternate Job Title(s): Aircraft Inspector; Motor Vehicle Emissions Inspector; Railroad Car Inspector								
Inspect equipment or goods in connection with the safe transport of cargo or people. Includes rail transportation inspectors, such as freight inspectors, rail inspectors, and other inspectors of transportation vehicles not elsewhere classified. Excludes Transportation Security Screeners (33-9093).								
North Dakota		ANNUAL:	\$97,400	\$66,060	\$82,530	\$95,630	\$117,540	\$128,020
Employment:	60	HOURLY:	\$46.83	\$31.76	\$39.68	\$45.97	\$56.51	\$61.55
Region 5		ANNUAL:	\$105,470	\$82,830	\$91,100	\$98,490	\$120,270	\$135,780
Employment:	20	HOURLY:	\$50.71	\$39.82	\$43.80	\$47.35	\$57.82	\$65.28
Region 7		ANNUAL:	\$104,630	\$57,120	\$92,410	\$102,150	\$124,760	\$143,540
Employment:	10	HOURLY:	\$50.30	\$27.46	\$44.43	\$49.11	\$59.98	\$69.01
Bismarck, ND MetroSA		ANNUAL:	\$104,630	\$57,120	\$92,410	\$102,150	\$124,760	\$143,540
Employment:	10	HOURLY:	\$50.30	\$27.46	\$44.43	\$49.11	\$59.98	\$69.01

53-6099 Transportation Workers, All Other**Alternate Job Title(s):** Rickshaw Driver

All transportation workers not listed separately.

North Dakota		ANNUAL:	\$41,640	\$35,980	\$41,350	\$42,270	\$42,760	\$42,770
Employment:	50	HOURLY:	\$20.02	\$17.30	\$19.88	\$20.32	\$20.56	\$20.56

53-7021 Crane and Tower Operators**Alternate Job Title(s):** Boom Crane Operator; Cherry Picker Operator; Coal Tower Operator

Operate mechanical boom and cable or tower and cable equipment to lift and move materials, machines, or products in many directions.

North Dakota		ANNUAL:	\$76,720	\$49,650	\$69,150	\$76,400	\$79,050	\$91,200
Employment:	300	HOURLY:	\$36.89	\$23.87	\$33.25	\$36.73	\$38.00	\$43.84
Region 1		ANNUAL:	\$81,430	\$58,520	\$75,120	\$79,030	\$79,060	\$113,270
Employment:	70	HOURLY:	\$39.15	\$28.13	\$36.12	\$38.00	\$38.01	\$54.46
Region 2		ANNUAL:	\$80,900	\$58,520	\$77,770	\$79,050	\$83,590	\$91,200
Employment:	30	HOURLY:	\$38.89	\$28.14	\$37.39	\$38.00	\$40.19	\$43.84
Region 5		ANNUAL:	\$70,900	\$46,770	\$62,110	\$71,090	\$78,160	\$85,410
Employment:	60	HOURLY:	\$34.09	\$22.48	\$29.86	\$34.18	\$37.57	\$41.06
Region 7		ANNUAL:	\$75,720	\$57,840	\$70,490	\$76,400	\$78,910	\$90,220
Employment:	60	HOURLY:	\$36.40	\$27.81	\$33.89	\$36.73	\$37.94	\$43.38
Region 8		ANNUAL:	\$76,080	\$49,650	\$66,270	\$79,040	\$79,200	\$91,200
Employment:	40	HOURLY:	\$36.58	\$23.87	\$31.86	\$38.00	\$38.08	\$43.84
Fargo, ND-MN MetroSA		ANNUAL:	\$71,050	\$46,770	\$62,100	\$71,090	\$78,160	\$85,410
Employment:	N/A	HOURLY:	\$34.16	\$22.48	\$29.86	\$34.18	\$37.58	\$41.06
West ND Nonmetro Area		ANNUAL:	\$79,460	\$58,520	\$71,960	\$79,040	\$79,060	\$91,200
Employment:	170	HOURLY:	\$38.20	\$28.13	\$34.60	\$38.00	\$38.01	\$43.84
East ND Nonmetro Area		ANNUAL:	\$71,220	\$46,960	\$46,960	\$72,440	\$76,180	\$91,200
Employment:	10	HOURLY:	\$34.24	\$22.58	\$22.58	\$34.83	\$36.63	\$43.84

'N/A' indicates data or information cannot be released due to reliability, availability, or confidentiality restrictions. Since a portion of substate employment is not attributed to a region, substate areas will NOT add up to statewide totals. Rounding and the absence of suppressed data may also affect additivity.

			WAGE ESTIMATES					
			Average (Mean)	10th Percentile	25th Percentile	50th Percentile (Median)	75th Percentile	90th Percentile
53-7051 Industrial Truck and Tractor Operators								
Alternate Job Title(s): Forklift Operator; Stack Operator								
Operate industrial trucks or tractors equipped to move materials around a warehouse, storage yard, factory, construction site, or similar location. Excludes Logging Equipment Operators (45-4022).								
North Dakota		ANNUAL:	\$46,460	\$37,480	\$39,400	\$43,480	\$47,740	\$60,940
Employment:	860	HOURLY:	\$22.34	\$18.02	\$18.94	\$20.90	\$22.95	\$29.30
Region 1		ANNUAL:	\$58,340	\$39,290	\$42,400	\$46,070	\$81,430	\$81,430
Employment:	50	HOURLY:	\$28.05	\$18.89	\$20.38	\$22.15	\$39.15	\$39.15
Region 2		ANNUAL:	\$52,500	\$37,670	\$39,290	\$44,840	\$48,200	\$82,650
Employment:	30	HOURLY:	\$25.24	\$18.11	\$18.89	\$21.56	\$23.17	\$39.74
Region 4		ANNUAL:	\$45,570	\$38,040	\$40,410	\$46,460	\$47,310	\$47,970
Employment:	130	HOURLY:	\$21.91	\$18.29	\$19.43	\$22.33	\$22.75	\$23.06
Region 5		ANNUAL:	\$43,620	\$37,520	\$39,840	\$41,420	\$47,690	\$49,920
Employment:	450	HOURLY:	\$20.97	\$18.04	\$19.15	\$19.92	\$22.93	\$24.00
Region 7		ANNUAL:	\$52,230	\$37,610	\$38,290	\$44,080	\$63,820	\$79,830
Employment:	100	HOURLY:	\$25.11	\$18.08	\$18.41	\$21.19	\$30.68	\$38.38
Region 8		ANNUAL:	\$52,960	\$38,890	\$39,290	\$46,070	\$65,640	\$81,430
Employment:	30	HOURLY:	\$25.46	\$18.70	\$18.89	\$22.15	\$31.56	\$39.15
Bismarck, ND MetroSA		ANNUAL:	\$46,160	\$37,590	\$37,890	\$41,340	\$47,570	\$63,820
Employment:	80	HOURLY:	\$22.19	\$18.07	\$18.22	\$19.87	\$22.87	\$30.68
Fargo, ND-MN MetroSA		ANNUAL:	\$42,760	\$37,480	\$39,810	\$41,420	\$46,110	\$49,150
Employment:	410	HOURLY:	\$20.56	\$18.02	\$19.14	\$19.92	\$22.17	\$23.63
Grand Forks, ND-MN MetroSA		ANNUAL:	\$45,860	\$38,040	\$40,410	\$46,460	\$47,310	\$53,940
Employment:	120	HOURLY:	\$22.05	\$18.29	\$19.43	\$22.34	\$22.75	\$25.93
West ND Nonmetro Area		ANNUAL:	\$58,310	\$38,770	\$39,490	\$47,750	\$81,430	\$81,430
Employment:	140	HOURLY:	\$28.03	\$18.64	\$18.98	\$22.96	\$39.15	\$39.15
East ND Nonmetro Area		ANNUAL:	\$46,790	\$37,090	\$39,300	\$43,950	\$49,970	\$60,280
Employment:	150	HOURLY:	\$22.50	\$17.83	\$18.89	\$21.13	\$24.02	\$28.98

'N/A' indicates data or information cannot be released due to reliability, availability, or confidentiality restrictions. Since a portion of substate employment is not attributed to a region, substate areas will NOT add up to statewide totals. Rounding and the absence of suppressed data may also affect additivity.

		WAGE ESTIMATES						
		Average (Mean)	10th Percentile	25th Percentile	50th Percentile (Median)	75th Percentile	90th Percentile	
53-7061 Cleaners of Vehicles and Equipment								
Alternate Job Title(s): Aircraft Cleaner; Auto Detailer; Car Wash Attendant								
Wash or otherwise clean vehicles, machinery, and other equipment. Use such materials as water, cleaning agents, brushes, cloths, and hoses. Excludes Janitors and Cleaners, Except Maids and Housekeeping Cleaners (37-2011).								
North Dakota		ANNUAL:	\$35,030	\$23,570	\$28,750	\$35,560	\$39,570	\$45,910
Employment:	1,220	HOURLY:	\$16.84	\$11.33	\$13.82	\$17.10	\$19.02	\$22.07
Region 1		ANNUAL:	\$31,990	\$23,560	\$26,040	\$27,890	\$38,730	\$45,200
Employment:	90	HOURLY:	\$15.38	\$11.33	\$12.52	\$13.41	\$18.62	\$21.73
Region 2		ANNUAL:	\$33,300	\$22,850	\$26,520	\$31,720	\$39,300	\$45,570
Employment:	210	HOURLY:	\$16.01	\$10.98	\$12.75	\$15.25	\$18.89	\$21.91
Region 3		ANNUAL:	\$33,750	\$23,570	\$26,990	\$31,730	\$39,050	\$47,940
Employment:	80	HOURLY:	\$16.23	\$11.33	\$12.97	\$15.26	\$18.78	\$23.05
Region 4		ANNUAL:	\$36,330	\$27,500	\$31,680	\$37,930	\$40,590	\$44,750
Employment:	140	HOURLY:	\$17.47	\$13.22	\$15.23	\$18.24	\$19.51	\$21.52
Region 5		ANNUAL:	\$36,340	\$26,410	\$31,780	\$37,800	\$39,690	\$46,150
Employment:	340	HOURLY:	\$17.47	\$12.70	\$15.28	\$18.17	\$19.08	\$22.19
Region 6		ANNUAL:	\$36,650	\$26,040	\$31,490	\$38,310	\$40,240	\$47,850
Employment:	70	HOURLY:	\$17.62	\$12.52	\$15.14	\$18.42	\$19.34	\$23.00
Region 7		ANNUAL:	\$35,400	\$26,810	\$30,950	\$35,480	\$38,920	\$44,680
Employment:	200	HOURLY:	\$17.02	\$12.89	\$14.88	\$17.06	\$18.71	\$21.48
Bismarck, ND MetroSA		ANNUAL:	\$36,000	\$27,360	\$31,040	\$35,590	\$39,200	\$44,680
Employment:	180	HOURLY:	\$17.31	\$13.15	\$14.92	\$17.11	\$18.85	\$21.48
Fargo, ND-MN MetroSA		ANNUAL:	\$36,550	\$26,880	\$32,350	\$37,800	\$39,740	\$46,010
Employment:	330	HOURLY:	\$17.57	\$12.92	\$15.55	\$18.17	\$19.10	\$22.12
Grand Forks, ND-MN MetroSA		ANNUAL:	\$37,280	\$30,780	\$31,680	\$38,120	\$40,590	\$45,080
Employment:	140	HOURLY:	\$17.92	\$14.80	\$15.23	\$18.33	\$19.52	\$21.67
West ND Nonmetro Area		ANNUAL:	\$32,960	\$23,560	\$26,520	\$31,530	\$39,200	\$46,030
Employment:	400	HOURLY:	\$15.84	\$11.33	\$12.75	\$15.16	\$18.84	\$22.13
East ND Nonmetro Area		ANNUAL:	\$35,030	\$23,570	\$27,500	\$31,810	\$40,240	\$47,850
Employment:	200	HOURLY:	\$16.84	\$11.33	\$13.22	\$15.29	\$19.35	\$23.00

'N/A' indicates data or information cannot be released due to reliability, availability, or confidentiality restrictions. Since a portion of substate employment is not attributed to a region, substate areas will NOT add up to statewide totals. Rounding and the absence of suppressed data may also affect additivity.

		WAGE ESTIMATES					
		Average (Mean)	10th Percentile	25th Percentile	50th Percentile (Median)	75th Percentile	90th Percentile
53-7062 Laborers and Freight, Stock, and Material Movers, Hand							
Alternate Job Title(s): Cargo Handler; Wharf Laborer							
Manually move freight, stock, luggage, or other materials, or perform other general labor. Includes all manual laborers not elsewhere classified. Excludes Construction Laborers (47-2061) and Helpers, Construction Trades (47-3011 through 47-3019). Excludes Material Moving Workers (53-7011 through 53-7199) who use power equipment.							
North Dakota	ANNUAL:	\$42,380	\$30,580	\$35,630	\$41,820	\$47,560	\$57,190
Employment: 10,390	HOURLY:	\$20.38	\$14.70	\$17.13	\$20.11	\$22.86	\$27.50
Region 1	ANNUAL:	\$45,600	\$31,480	\$37,440	\$44,130	\$49,960	\$59,090
Employment: 800	HOURLY:	\$21.92	\$15.14	\$18.00	\$21.21	\$24.02	\$28.41
Region 2	ANNUAL:	\$43,580	\$31,810	\$36,400	\$42,640	\$49,020	\$58,770
Employment: 820	HOURLY:	\$20.95	\$15.29	\$17.50	\$20.50	\$23.57	\$28.25
Region 3	ANNUAL:	\$40,920	\$30,360	\$35,430	\$41,950	\$45,710	\$49,700
Employment: 340	HOURLY:	\$19.67	\$14.60	\$17.03	\$20.17	\$21.98	\$23.89
Region 4	ANNUAL:	\$40,120	\$30,220	\$35,190	\$38,450	\$45,530	\$50,870
Employment: 1,310	HOURLY:	\$19.29	\$14.53	\$16.92	\$18.48	\$21.89	\$24.46
Region 5	ANNUAL:	\$42,140	\$30,350	\$35,310	\$41,840	\$48,260	\$54,700
Employment: 4,670	HOURLY:	\$20.26	\$14.59	\$16.97	\$20.11	\$23.20	\$26.30
Region 6	ANNUAL:	\$43,380	\$34,740	\$37,440	\$43,480	\$46,790	\$57,660
Employment: 570	HOURLY:	\$20.86	\$16.70	\$18.00	\$20.90	\$22.49	\$27.72
Region 7	ANNUAL:	\$41,460	\$30,240	\$34,420	\$39,050	\$45,400	\$58,290
Employment: 1,200	HOURLY:	\$19.93	\$14.54	\$16.55	\$18.77	\$21.83	\$28.03
Region 8	ANNUAL:	\$44,490	\$33,730	\$37,340	\$44,030	\$49,110	\$59,130
Employment: 550	HOURLY:	\$21.39	\$16.22	\$17.95	\$21.17	\$23.61	\$28.43
Bismarck, ND MetroSA	ANNUAL:	\$40,460	\$30,120	\$34,330	\$38,450	\$44,710	\$54,560
Employment: 1,050	HOURLY:	\$19.45	\$14.48	\$16.51	\$18.49	\$21.49	\$26.23
Fargo, ND-MN MetroSA	ANNUAL:	\$41,370	\$30,220	\$35,170	\$41,820	\$47,540	\$49,650
Employment: 4,410	HOURLY:	\$19.89	\$14.53	\$16.91	\$20.11	\$22.86	\$23.87
Grand Forks, ND-MN MetroSA	ANNUAL:	\$39,760	\$30,200	\$34,860	\$38,440	\$45,340	\$48,220
Employment: 1,230	HOURLY:	\$19.12	\$14.52	\$16.76	\$18.48	\$21.80	\$23.19
West ND Nonmetro Area	ANNUAL:	\$44,790	\$32,020	\$37,310	\$44,020	\$49,490	\$59,460
Employment: 2,340	HOURLY:	\$21.53	\$15.39	\$17.94	\$21.17	\$23.79	\$28.59
East ND Nonmetro Area	ANNUAL:	\$44,760	\$34,540	\$37,960	\$44,670	\$49,340	\$60,760
Employment: 1,840	HOURLY:	\$21.52	\$16.61	\$18.25	\$21.48	\$23.72	\$29.21

'N/A' indicates data or information cannot be released due to reliability, availability, or confidentiality restrictions. Since a portion of substate employment is not attributed to a region, substate areas will NOT add up to statewide totals. Rounding and the absence of suppressed data may also affect additivity.

		WAGE ESTIMATES						
		Average (Mean)	10th Percentile	25th Percentile	50th Percentile (Median)	75th Percentile	90th Percentile	
53-7064 Packers and Packagers, Hand								
Alternate Job Title(s): Egg Packer; Gift Wrapper; Grocery Store Bagger								
Pack or package by hand a wide variety of products and materials.								
North Dakota		ANNUAL:	\$31,360	\$21,200	\$22,990	\$30,540	\$37,380	\$41,150
Employment:	700	HOURLY:	\$15.08	\$10.19	\$11.05	\$14.68	\$17.97	\$19.79
Region 4		ANNUAL:	\$29,860	\$21,030	\$22,280	\$27,280	\$36,670	\$38,850
Employment:	100	HOURLY:	\$14.35	\$10.11	\$10.71	\$13.11	\$17.63	\$18.68
Region 5		ANNUAL:	\$33,630	\$23,540	\$27,300	\$34,770	\$37,380	\$43,630
Employment:	290	HOURLY:	\$16.17	\$11.32	\$13.12	\$16.72	\$17.97	\$20.98
Region 6		ANNUAL:	\$33,960	\$21,770	\$22,740	\$33,800	\$37,530	\$45,820
Employment:	90	HOURLY:	\$16.33	\$10.46	\$10.93	\$16.25	\$18.04	\$22.03
Region 7		ANNUAL:	\$30,400	\$18,720	\$21,060	\$30,050	\$37,100	\$41,160
Employment:	90	HOURLY:	\$14.62	\$9.00	\$10.12	\$14.44	\$17.83	\$19.79
Bismarck, ND MetroSA		ANNUAL:	\$33,860	\$21,060	\$27,180	\$34,770	\$38,500	\$43,860
Employment:	60	HOURLY:	\$16.28	\$10.12	\$13.07	\$16.72	\$18.51	\$21.09
Fargo, ND-MN MetroSA		ANNUAL:	\$33,330	\$23,540	\$26,490	\$34,770	\$37,890	\$41,150
Employment:	330	HOURLY:	\$16.02	\$11.32	\$12.74	\$16.72	\$18.21	\$19.79
Grand Forks, ND-MN MetroSA		ANNUAL:	\$32,940	\$22,190	\$27,280	\$36,640	\$37,140	\$38,110
Employment:	210	HOURLY:	\$15.84	\$10.67	\$13.11	\$17.62	\$17.86	\$18.32
West ND Nonmetro Area		ANNUAL:	\$25,810	\$18,720	\$20,970	\$22,970	\$28,880	\$36,910
Employment:	140	HOURLY:	\$12.41	\$9.00	\$10.08	\$11.05	\$13.88	\$17.74
East ND Nonmetro Area		ANNUAL:	\$32,420	\$21,570	\$22,740	\$33,800	\$37,510	\$44,740
Employment:	170	HOURLY:	\$15.59	\$10.37	\$10.93	\$16.25	\$18.04	\$21.51

'N/A' indicates data or information cannot be released due to reliability, availability, or confidentiality restrictions. Since a portion of substate employment is not attributed to a region, substate areas will NOT add up to statewide totals. Rounding and the absence of suppressed data may also affect additivity.

		WAGE ESTIMATES						
		Average (Mean)	10th Percentile	25th Percentile	50th Percentile (Median)	75th Percentile	90th Percentile	
53-7065 Stockers and Order Fillers								
Alternate Job Title(s): Night Stocker; Store Stocker; Warehouse Stocker								
Receive, store, and issue merchandise, materials, equipment, and other items from stockroom, warehouse, or storage yard to fill shelves, racks, tables, or customers' orders. May operate power equipment to fill orders. May mark prices on merchandise and set up sales displays. Excludes Shipping, Receiving, and Inventory Clerks (43-5071), Laborers and Freight, Stock, and Material Movers, Hand (53-7062), and Packers and Packagers, Hand (53-7064).								
North Dakota		ANNUAL:	\$38,040	\$29,530	\$34,060	\$37,300	\$40,830	\$45,960
Employment:	4,770	HOURLY:	\$18.29	\$14.20	\$16.38	\$17.93	\$19.63	\$22.10
Region 1		ANNUAL:	\$39,460	\$29,720	\$35,830	\$39,010	\$46,200	\$46,200
Employment:	370	HOURLY:	\$18.97	\$14.29	\$17.23	\$18.76	\$22.21	\$22.21
Region 2		ANNUAL:	\$37,810	\$28,960	\$33,280	\$38,070	\$43,350	\$45,960
Employment:	680	HOURLY:	\$18.18	\$13.92	\$16.00	\$18.30	\$20.84	\$22.10
Region 3		ANNUAL:	\$35,120	\$26,320	\$30,140	\$35,950	\$35,950	\$46,270
Employment:	140	HOURLY:	\$16.89	\$12.65	\$14.49	\$17.28	\$17.28	\$22.24
Region 4		ANNUAL:	\$37,560	\$29,760	\$33,520	\$37,710	\$39,510	\$45,850
Employment:	660	HOURLY:	\$18.06	\$14.31	\$16.11	\$18.13	\$18.99	\$22.04
Region 5		ANNUAL:	\$37,370	\$29,530	\$33,360	\$37,080	\$38,780	\$46,250
Employment:	1,370	HOURLY:	\$17.97	\$14.20	\$16.04	\$17.82	\$18.65	\$22.24
Region 6		ANNUAL:	\$37,130	\$27,410	\$34,700	\$38,280	\$41,470	\$45,710
Employment:	260	HOURLY:	\$17.85	\$13.18	\$16.68	\$18.40	\$19.94	\$21.97
Region 7		ANNUAL:	\$39,160	\$30,470	\$36,030	\$39,580	\$45,120	\$45,930
Employment:	1,000	HOURLY:	\$18.83	\$14.65	\$17.32	\$19.03	\$21.69	\$22.08
Region 8		ANNUAL:	\$39,310	\$29,650	\$35,440	\$38,280	\$45,020	\$45,020
Employment:	280	HOURLY:	\$18.90	\$14.25	\$17.04	\$18.40	\$21.64	\$21.64
Bismarck, ND MetroSA		ANNUAL:	\$39,640	\$32,230	\$36,130	\$39,580	\$45,120	\$45,930
Employment:	930	HOURLY:	\$19.06	\$15.49	\$17.37	\$19.03	\$21.69	\$22.08
Fargo, ND-MN MetroSA		ANNUAL:	\$37,440	\$29,610	\$33,360	\$37,070	\$38,780	\$46,250
Employment:	1,570	HOURLY:	\$18.00	\$14.24	\$16.04	\$17.82	\$18.65	\$22.24
Grand Forks, ND-MN MetroSA		ANNUAL:	\$36,850	\$28,850	\$33,520	\$36,370	\$39,510	\$45,850
Employment:	750	HOURLY:	\$17.72	\$13.87	\$16.11	\$17.49	\$18.99	\$22.04
West ND Nonmetro Area		ANNUAL:	\$38,300	\$28,670	\$34,520	\$38,280	\$44,400	\$46,200
Employment:	1,410	HOURLY:	\$18.41	\$13.78	\$16.60	\$18.40	\$21.35	\$22.21
East ND Nonmetro Area		ANNUAL:	\$36,520	\$26,940	\$29,920	\$36,610	\$38,960	\$45,710
Employment:	600	HOURLY:	\$17.56	\$12.95	\$14.39	\$17.60	\$18.73	\$21.97

'N/A' indicates data or information cannot be released due to reliability, availability, or confidentiality restrictions. Since a portion of substate employment is not attributed to a region, substate areas will NOT add up to statewide totals. Rounding and the absence of suppressed data may also affect additivity.

		WAGE ESTIMATES						
		Average (Mean)	10th Percentile	25th Percentile	50th Percentile (Median)	75th Percentile	90th Percentile	
53-7072 Pump Operators, Except Wellhead Pumpers								
Alternate Job Title(s): Brewery Pumper; Fluid Pump Operator								
Tend, control, or operate power-driven, stationary, or portable pumps and manifold systems to transfer gases, oil, other liquids, slurries, or powdered materials to and from various vessels and processes.								
North Dakota		ANNUAL:	\$77,830	\$59,590	\$64,140	\$80,620	\$80,990	\$112,720
Employment:	340	HOURLY:	\$37.42	\$28.65	\$30.84	\$38.76	\$38.94	\$54.19
Region 1		ANNUAL:	\$75,810	\$64,030	\$64,140	\$80,620	\$80,990	\$93,330
Employment:	200	HOURLY:	\$36.45	\$30.79	\$30.84	\$38.76	\$38.94	\$44.87
Region 5		ANNUAL:	\$71,750	\$55,020	\$59,590	\$64,970	\$80,650	\$93,490
Employment:	30	HOURLY:	\$34.49	\$26.45	\$28.65	\$31.23	\$38.77	\$44.95
Region 7		ANNUAL:	\$98,770	\$63,360	\$77,440	\$116,470	\$116,470	\$116,470
Employment:	40	HOURLY:	\$47.49	\$30.46	\$37.23	\$56.00	\$56.00	\$56.00
West ND Nonmetro Area		ANNUAL:	\$78,890	\$64,030	\$64,140	\$80,620	\$81,010	\$116,470
Employment:	290	HOURLY:	\$37.93	\$30.79	\$30.84	\$38.76	\$38.95	\$56.00
East ND Nonmetro Area		ANNUAL:	\$65,480	\$53,970	\$55,020	\$59,590	\$72,980	\$82,850
Employment:	10	HOURLY:	\$31.48	\$25.95	\$26.45	\$28.65	\$35.09	\$39.83

53-7073 Wellhead Pumpers

Alternate Job Title(s): Oil Well Pumper

Operate power pumps and auxiliary equipment to produce flow of oil or gas from wells in oil field.

North Dakota		ANNUAL:	\$79,660	\$50,600	\$61,050	\$79,850	\$96,600	\$97,330
Employment:	1,160	HOURLY:	\$38.30	\$24.33	\$29.35	\$38.39	\$46.44	\$46.79
Region 1		ANNUAL:	\$79,900	\$54,490	\$61,620	\$79,800	\$96,580	\$97,330
Employment:	680	HOURLY:	\$38.41	\$26.20	\$29.62	\$38.37	\$46.43	\$46.79
Region 8		ANNUAL:	\$80,620	\$50,010	\$61,050	\$79,850	\$96,640	\$98,990
Employment:	200	HOURLY:	\$38.76	\$24.04	\$29.35	\$38.39	\$46.46	\$47.59
West ND Nonmetro Area		ANNUAL:	\$79,740	\$54,490	\$61,050	\$79,850	\$96,600	\$97,330
Employment:	1,140	HOURLY:	\$38.34	\$26.20	\$29.35	\$38.39	\$46.44	\$46.79

'N/A' indicates data or information cannot be released due to reliability, availability, or confidentiality restrictions. Since a portion of substate employment is not attributed to a region, substate areas will NOT add up to statewide totals. Rounding and the absence of suppressed data may also affect additivity.

			WAGE ESTIMATES					
			Average (Mean)	10th Percentile	25th Percentile	50th Percentile (Median)	75th Percentile	90th Percentile
53-7081 Refuse and Recyclable Material Collectors								
Alternate Job Title(s): Garbage Collector; Recyclable Materials Collector; Trash Collector								
Collect and dump refuse or recyclable materials from containers into truck. May drive truck.								
North Dakota		ANNUAL:	\$47,590	\$30,620	\$37,990	\$48,470	\$59,170	\$61,660
Employment:	320	HOURLY:	\$22.88	\$14.72	\$18.27	\$23.30	\$28.45	\$29.64
Region 1		ANNUAL:	\$52,290	\$36,640	\$49,090	\$49,220	\$60,510	\$64,980
Employment:	60	HOURLY:	\$25.14	\$17.61	\$23.60	\$23.67	\$29.09	\$31.24
Region 2		ANNUAL:	\$43,820	\$21,840	\$31,200	\$40,240	\$47,850	\$63,130
Employment:	20	HOURLY:	\$21.07	\$10.50	\$15.00	\$19.34	\$23.00	\$30.35
Region 4		ANNUAL:	\$46,290	\$31,170	\$41,570	\$48,030	\$48,100	\$64,680
Employment:	50	HOURLY:	\$22.25	\$14.98	\$19.99	\$23.09	\$23.13	\$31.10
Region 5		ANNUAL:	\$50,010	\$30,760	\$38,240	\$52,440	\$59,720	\$59,720
Employment:	70	HOURLY:	\$24.04	\$14.79	\$18.38	\$25.21	\$28.71	\$28.71
Region 6		ANNUAL:	\$37,060	\$31,170	\$33,890	\$36,190	\$42,930	\$43,040
Employment:	10	HOURLY:	\$17.82	\$14.98	\$16.30	\$17.40	\$20.64	\$20.69
Region 7		ANNUAL:	\$46,480	\$22,210	\$37,700	\$48,470	\$52,230	\$61,020
Employment:	60	HOURLY:	\$22.34	\$10.68	\$18.13	\$23.30	\$25.11	\$29.34
Region 8		ANNUAL:	\$44,890	\$22,450	\$37,250	\$47,890	\$52,160	\$66,990
Employment:	40	HOURLY:	\$21.58	\$10.79	\$17.91	\$23.02	\$25.08	\$32.21
Bismarck, ND MetroSA		ANNUAL:	\$48,170	\$30,620	\$44,810	\$48,550	\$52,230	\$61,020
Employment:	50	HOURLY:	\$23.16	\$14.72	\$21.54	\$23.34	\$25.11	\$29.34
Fargo, ND-MN MetroSA		ANNUAL:	\$51,200	\$30,020	\$37,700	\$55,950	\$59,710	\$65,130
Employment:	100	HOURLY:	\$24.62	\$14.43	\$18.13	\$26.90	\$28.71	\$31.31
Grand Forks, ND-MN MetroSA		ANNUAL:	\$48,550	\$37,320	\$43,370	\$48,100	\$55,990	\$64,680
Employment:	50	HOURLY:	\$23.34	\$17.94	\$20.85	\$23.13	\$26.92	\$31.10
West ND Nonmetro Area		ANNUAL:	\$47,720	\$22,450	\$40,240	\$49,090	\$59,170	\$63,130
Employment:	120	HOURLY:	\$22.94	\$10.79	\$19.35	\$23.60	\$28.45	\$30.35
East ND Nonmetro Area		ANNUAL:	\$39,810	\$22,350	\$35,500	\$41,570	\$46,220	\$47,390
Employment:	40	HOURLY:	\$19.14	\$10.74	\$17.07	\$19.99	\$22.22	\$22.79

'N/A' indicates data or information cannot be released due to reliability, availability, or confidentiality restrictions. Since a portion of substate employment is not attributed to a region, substate areas will NOT add up to statewide totals. Rounding and the absence of suppressed data may also affect additivity.

			WAGE ESTIMATES					
			Average (Mean)	10th Percentile	25th Percentile	50th Percentile (Median)	75th Percentile	90th Percentile
53-7121 Tank Car, Truck, and Ship Loaders								
Alternate Job Title(s): Barge Loader; Rail Car Loader; Ship Unloader								
Load and unload chemicals and bulk solids, such as coal, sand, and grain, into or from tank cars, trucks, or ships, using material moving equipment. May perform a variety of other tasks relating to shipment of products. May gauge or sample shipping tanks and test them for leaks.								
North Dakota		ANNUAL:	\$56,130	\$42,790	\$46,540	\$55,840	\$59,120	\$64,980
Employment:	330	HOURLY:	\$26.99	\$20.57	\$22.38	\$26.85	\$28.42	\$31.24
Region 1		ANNUAL:	\$56,720	\$51,510	\$52,650	\$57,380	\$59,120	\$59,390
Employment:	80	HOURLY:	\$27.27	\$24.76	\$25.31	\$27.59	\$28.42	\$28.55
Region 2		ANNUAL:	\$56,630	\$46,540	\$51,510	\$57,380	\$59,120	\$64,980
Employment:	120	HOURLY:	\$27.22	\$22.38	\$24.76	\$27.59	\$28.42	\$31.24
Region 5		ANNUAL:	\$49,160	\$42,290	\$42,610	\$46,540	\$54,630	\$58,910
Employment:	50	HOURLY:	\$23.63	\$20.33	\$20.49	\$22.38	\$26.26	\$28.32
West ND Nonmetro Area		ANNUAL:	\$58,850	\$46,540	\$51,510	\$57,380	\$59,160	\$82,400
Employment:	230	HOURLY:	\$28.29	\$22.38	\$24.77	\$27.59	\$28.44	\$39.62
East ND Nonmetro Area		ANNUAL:	\$49,290	\$42,290	\$42,760	\$46,540	\$54,630	\$58,740
Employment:	70	HOURLY:	\$23.70	\$20.33	\$20.56	\$22.38	\$26.26	\$28.24

53-7199 Material Moving Workers, All Other

Alternate Job Title(s): N/A

All material moving workers not listed separately.

North Dakota		ANNUAL:	\$60,030	\$29,630	\$58,930	\$64,940	\$65,210	\$77,910
Employment:	N/A	HOURLY:	\$28.86	\$14.25	\$28.33	\$31.22	\$31.35	\$37.46
Region 1		ANNUAL:	\$58,320	\$29,630	\$50,750	\$65,210	\$65,210	\$65,210
Employment:	20	HOURLY:	\$28.04	\$14.25	\$24.40	\$31.35	\$31.35	\$31.35
Region 5		ANNUAL:	\$61,960	\$29,630	\$57,510	\$64,940	\$65,210	\$95,180
Employment:	40	HOURLY:	\$29.79	\$14.25	\$27.65	\$31.22	\$31.35	\$45.76
West ND Nonmetro Area		ANNUAL:	\$59,840	\$29,630	\$59,170	\$65,210	\$65,210	\$65,210
Employment:	N/A	HOURLY:	\$28.77	\$14.25	\$28.45	\$31.35	\$31.35	\$31.35
East ND Nonmetro Area		ANNUAL:	\$56,800	\$29,630	\$56,500	\$65,210	\$65,210	\$65,210
Employment:	30	HOURLY:	\$27.31	\$14.25	\$27.17	\$31.35	\$31.35	\$31.35

'N/A' indicates data or information cannot be released due to reliability, availability, or confidentiality restrictions. Since a portion of substate employment is not attributed to a region, substate areas will NOT add up to statewide totals. Rounding and the absence of suppressed data may also affect additivity.

CODE	TITLE	PAGE	CODE	TITLE	PAGE
25-2021	4th Grade Math Teacher	134	17-2011	Aerospace Engineers	74
43-5031	911 Operator	299	25-1125	African History Professor	130
13-2011	Accountants and Auditors	48	17-3029	Agricultural Engineering Technician	85
25-1011	Accounting Professor	124	45-2091	Agricultural Equipment Operators	318
43-3031	Accounts Receivable Clerk	282	25-9021	Agricultural Extension Educator	146
51-9192	Acid Dipper	393	45-2011	Agricultural Inspectors	317
51-9011	Acid Purification Equipment Operator	386	11-9121	Agricultural Research Director	29
47-2081	Acoustical Ceiling Installer	328	25-1041	Agricultural Sciences Teachers, Postsecondary	126
49-9096	Acrobatic Rigger	365	19-4012	Agricultural Technicians	98
27-2011	Actors	156	25-1041	Agronomy Professor	126
27-2011	Actress	156	17-3025	Air Analysis Engineering Technician	83
15-2011	Actuarial Mathematician	69	51-2090	Air Bag Builder	370
25-1022	Actuarial Science Professor	125	47-2061	Air Hammer Operator	326
15-2011	Actuaries	69	53-2021	Air Traffic Control Operator	398
21-1018	Addiction Counselor	108	53-2021	Air Traffic Controllers	398
29-1223	Addiction Psychiatrist	182	49-9012	Air Valve Mechanic	356
43-9061	Administrative Clerk	314	53-7061	Aircraft Cleaner	409
23-1021	Administrative Law Judges, Adjudicators, and Hearing Officers	120	53-6032	Aircraft De-Icer	406
11-3012	Administrative Services Managers	14	17-2011	Aircraft Design Engineer	74
11-1011	Admiral	8	49-2091	Aircraft Electrician	344
21-1012	Admissions Counselor	106	49-3011	Aircraft Engine Specialist	347
47-2021	Adobe Layer	322	53-6051	Aircraft Inspector	407
25-3011	Adult Basic Education, Adult Secondary Education, and English as a Second Language Instructors	141	49-2091	Aircraft Instrument Mechanic	344
25-3011	Adult Education Teacher	141	49-3011	Aircraft Mechanics and Service Technicians	347
25-3011	Adult English as a Second Language (ESL) Teacher	141	53-6032	Aircraft Refueler	406
25-3011	Adult Literacy Instructor	141	53-6032	Aircraft Service Attendants	406
21-1029	Adult Protective Service Social Worker	112	53-2022	Airfield Operations Specialists	398
25-1072	Advanced Nursing Professor	128	49-3011	Airframe Mechanic	347
41-3011	Advertising Account Executive	269	53-2011	Airline Captain	397
13-1161	Advertising Analyst	46	53-2011	Airline Pilot In Command	397
27-3043	Advertising Copy Writer	162	53-2011	Airline Pilots, Copilots, and Flight Engineers	397
27-3041	Advertising Editor	161	43-4181	Airline Ticket Agent	296
41-3011	Advertising Sales Agents	269	53-6032	Airplane Refueler	406
53-2012	Aerial Crop Duster	398	33-9093	Airport Baggage Screener	223
27-4021	Aerial Photographer	164	33-9093	Airport Security Screener	223
39-9031	Aerobics Instructor	259	53-3053	Airport Shuttle Driver	404
17-3013	Aeronautical Drafter	81	21-1018	Alcohol and Drug Counselor	108
17-2011	Aeronautical Engineer	74	25-3041	Algebra Tutor	143
25-1032	Aeronautical Engineering Professor	125	49-3052	All Terrain Vehicle Technician	353
17-3021	Aerospace Engineering and Operations Technologists and Technicians	82	51-6052	Alterations Tailor	382
			23-1022	Alternative Dispute Resolution Coordinator	120
			17-3021	Altitude Chamber Technician	82
			51-4072	Aluminum Molding Machine Operator	376

Occupational titles in bold indicate an official title per the Standard Occupational Classification (SOC) system; all other titles are considered alternates. Occupation codes and page numbers are included for easy cross reference. This index is not exhaustive of all possible alternate titles.

CODE	TITLE	PAGE	CODE	TITLE	PAGE
47-4090	Aluminum Pool Installer	337	11-9041	Architectural and Engineering Managers	25
53-3011	Ambulance Drivers and Attendants, Except Emergency Medical Technicians	399	25-4011	Archivists	144
25-1125	American History Professor	130	49-2092	Armature Rewinder	345
27-3091	American Sign Language Interpreter	162	33-2021	Arson Investigator	216
39-3091	Amusement and Recreation Attendants	254	27-1011	Art Directors	151
11-9072	Amusement Park Manager	26	29-1129	Art Therapist	176
29-1071	Anesthesiologist Assistant	172	25-1121	Art, Drama, and Music Teachers, Postsecondary	129
21-1019	Anger Control Counselor	108	27-1019	Artists and Related Workers, All Other	152
39-2021	Animal Caretakers	251	47-4041	Asbestos Abatement Worker	335
33-9011	Animal Control Officer	219	51-9023	Asphalt Blender	388
33-9011	Animal Control Workers	219	51-8099	Asphalt Plant Operator	386
33-1099	Animal Cruelty Investigation Supervisor	215	47-2071	Asphalt Roller Operator	326
11-9013	Animal Husbandry Manager	21	19-4031	Assayer	99
19-1011	Animal Nutritionist	87	51-1011	Assembly Line Supervisor	368
19-1011	Animal Scientists	87	25-9044	Assistant Instructor	148
39-2021	Animal Shelter Worker	251	27-2023	Athletic Events Scorer	158
29-1131	Animal Surgeon	177	29-9091	Athletic Trainers	197
39-1022	Animal Trainer Supervisor	250	49-2011	ATM Servicer	343
39-2011	Animal Trainers	250	19-2021	Atmospheric and Space Scientists	92
33-9011	Animal Warden	219	19-2021	Atmospheric Chemist	92
51-2028	Anode Builder	369	23-1011	Attorney	119
19-3091	Anthropologists and Archeologists	97	39-9011	Au Pair	258
11-9141	Apartment Manager	30	41-9099	Auctioneer	277
41-9022	Apartment Rental Agent	276	27-4011	Audio and Video Technicians	163
29-1051	Apothecary	171	29-1181	Audiologists	180
51-6099	Apparel Embroidery Digitizer	382	49-2097	Audiovisual Equipment Installers and Repairers	346
23-1021	Appeals Examiner	120	49-3021	Auto Body Customizer	348
15-1211	Applications Analyst	59	49-3021	Auto Bumper Straightener	348
15-1251	Applications Programmer	66	53-3032	Auto Carrier Driver	400
15-1253	Applications Tester	67	53-7061	Auto Detailer	409
29-1128	Applied Exercise Physiologist	176	49-3022	Auto Glass Mechanic	348
43-4171	Appointment Clerk	296	51-9124	Auto Painter	392
25-9099	Aptitude Test (SAT) Grader	150	41-2022	Auto Parts Salesperson	267
25-1041	Aquaculture and Fisheries Professor	126	49-3023	Auto Transmission Specialist	349
23-1022	Arbitrators, Mediators, and Conciliators	120	49-9011	Automatic Door Mechanic	356
19-1013	Arboreal Scientist	88	49-2091	Automatic Pilot Mechanic	344
51-4121	Arc Welder	378	13-2053	Automobile and Property Underwriter	53
39-3091	Arcade Attendant	254	49-1011	Automobile Body Repair Supervisor	342
49-9091	Arcade Games Mechanic	364	49-9098	Automobile Body Repairer Helper	365
39-1014	Arcade Supervisor	249	27-1021	Automobile Designer	152
17-1011	Architects, Except Landscape and Naval	73	53-6031	Automotive and Watercraft Service Attendants	406
17-3011	Architectural and Civil Drafters	81	49-3021	Automotive Body and Related Repairers	348
			49-3023	Automotive Brake Technician	349

Occupational titles in bold indicate an official title per the Standard Occupational Classification (SOC) system; all other titles are considered alternates. Occupation codes and page numbers are included for easy cross reference. This index is not exhaustive of all possible alternate titles.

CODE	TITLE	PAGE	CODE	TITLE	PAGE
17-3013	Automotive Design Drafter	81	39-3012	Betting Clerk	252
49-2096	Automotive Electrician	346	51-9021	Beveling and Edging Machine Operator	387
49-3023	Automotive Fuel Injection Servicer	349	49-3091	Bicycle Mechanic	354
49-3022	Automotive Glass Installers and Repairers	348	43-5021	Bicycle Messenger	298
49-3022	Automotive Glazier	348	49-3091	Bicycle Repairers	354
51-4041	Automotive Machinist	376	49-3091	Bicycle Service Technician	354
49-3023	Automotive Service Technicians and Mechanics	349	25-2012	Bilingual Education Kindergarten Teacher	133
41-2021	Automotive Service Writer	266	43-3011	Bill and Account Collectors	280
17-2131	Automotive Sheet Metal Engineer	78	43-3021	Billing and Posting Clerks	281
25-1194	Automotive Technology Instructor	131	39-3019	Bingo Worker	253
53-2022	Aviation Operations Specialist	398	25-1042	Biochemistry Professor	126
49-2091	Avionics Technicians	344	49-3031	Biodiesel Engine Specialist	350
19-1022	Bacteriologist	89	17-2031	Bioengineers and Biomedical Engineers	74
25-1042	Bacteriology Professor	126	25-1042	Biological Science Teachers, Postsecondary	126
19-4021	Bacteriology Technician	99	19-1029	Biological Scientists, All Other	90
51-3011	Bagel Maker	371	19-4021	Biological Technicians	99
13-2099	Bail Bondsman	57	17-2031	Biomaterials Engineer	74
33-3011	Bailiffs	216	17-2031	Bio-Mechanical Engineer	74
51-3011	Bakers	371	17-3029	Biomedical Engineering Technician	85
25-1121	Ballet Professor	129	49-9062	Biomedical Equipment Technician	362
19-4092	Ballistics Expert	101	15-2041	Biostatistician	70
11-3031	Bank Branch Manager	17	39-3011	Blackjack Dealer	252
13-2061	Bank Examiner	54	47-2071	Blacktop-Paver Operator	326
33-9032	Bank Guard	221	47-5023	Blast Hole Driller	340
43-3099	Bank Vault Attendant	285	51-9198	Blending Tank Helper	394
43-4141	Banking Services Clerk	294	31-1120	Blind Escort	200
35-2014	Banquet Cook	230	51-6031	Blind Stitch Machine Operator	382
11-9051	Banquet Director	26	29-2010	Blood Bank Laboratory Technologist	185
35-1012	Banquet Supervisor	227	41-9099	Blood Donor Recruiter	277
35-9011	Bar Back	236	51-4072	Blow Mold Operator	376
35-1012	Bar Manager	227	17-3019	Blueprint Tracer	82
39-5011	Barber Apprentice	256	35-3041	Boat Hop	235
39-5011	Barbers	256	33-9032	Bodyguard	221
53-7121	Barge Loader	415	47-2132	Boiler Coverer	331
35-3023	Barista	233	51-8021	Boiler Engineer	384
35-3011	Barkeep	232	51-8021	Boiler Room Operator	384
35-3011	Bartenders	232	49-9041	Boilerhouse Mechanic	359
27-2022	Baseball Scout	157	13-2053	Bond Underwriter	53
51-2028	Battery Builder	369	51-5113	Bookbinder	380
33-9092	Beach Lifeguard	222	51-5113	Bookbinding Machine Operator	380
39-5012	Beautician	256	43-3031	Bookkeeper	282
11-9081	Bed and Breakfast Innkeeper	27	43-3031	Bookkeeping, Accounting, and Auditing Clerks	282
29-2053	Behavioral Health Technician	189	53-7021	Boom Crane Operator	407

Occupational titles in bold indicate an official title per the Standard Occupational Classification (SOC) system; all other titles are considered alternates. Occupation codes and page numbers are included for easy cross reference. This index is not exhaustive of all possible alternate titles.

CODE	TITLE	PAGE	CODE	TITLE	PAGE
33-3051	Border Patrol Officer	219	33-9094	Bus Monitor	223
51-4032	Boring Mill Operator for Metal	375	15-2051	Business Intelligence Developer	71
25-1042	Botany Professor	126	13-1111	Business Management Analyst	42
51-9111	Bottle Capper	391	13-1199	Business Operations Specialists, All Other	47
33-9032	Bouncer	221	13-1111	Business Process Consultant	42
49-9099	Bowling Alley Mechanic	366	41-3091	Business Services Sales Representative	273
27-2022	Boxing Coach	157	25-1011	Business Teachers, Postsecondary	124
51-9082	Brace Maker	390	35-9011	Busser	236
43-4121	Braille and Talking Books Clerk	292	51-3021	Butcher Apprentice	372
49-9063	Brass and Wind Instrument Repairer	362	51-3021	Butchers and Meat Cutters	372
51-3011	Bread Baker	371	39-9099	Butler	261
53-7072	Brewery Pumper	413	51-6031	Button Sewing Machine Operator	382
51-9012	Brewmaster	386	13-1020	Buyers and Purchasing Agents	35
47-3011	Brick Carrier	334	51-7041	Buzzsaw Operator	383
47-2021	Brick Chimney Builder	322	51-7011	Cabinet Builder	383
51-9041	Brick Maker	388	51-7011	Cabinetmakers and Bench Carpenters	383
47-3011	Brick Washer	334	49-9052	Cable Television Installer	362
47-2021	Brickmasons and Blockmasons	322	39-1014	Caddy Master	249
17-2051	Bridge Engineer	75	35-3023	Cafeteria Server	233
47-2221	Bridge Ironworker	334	25-1022	Calculus Professor	125
47-2141	Bridge Painter	331	17-2199	Calibration Engineer	80
27-3011	Broadcast Announcers and Radio Disc Jockeys	159	27-1019	Calligrapher	152
27-4012	Broadcast Engineer	164	27-4031	Camera Operators, Television, Video, and Film	164
27-4012	Broadcast Technicians	164	35-2012	Camp Cook	229
43-4011	Brokerage Clerks	286	39-9032	Camp Counselor	260
13-2031	Budget Analysts	50	13-1131	Campaign Fundraiser	44
13-2031	Budget Examiner	50	33-3051	Campus Police Officer	219
13-2031	Budget Officer	50	29-9021	Cancer Registrar	197
17-1011	Building Architect	73	19-1042	Cancer Researcher	92
17-1011	Building Architectural Designer	73	49-2096	Car Alarm Installer	346
47-2031	Building Carpenter	323	41-2021	Car Rental Agent	266
37-1011	Building Cleaning Supervisor	240	49-2096	Car Stereo Installer	346
17-3011	Building Drafter	81	53-7061	Car Wash Attendant	409
49-9071	Building Maintenance Mechanic	363	29-2031	Cardiac Catheterization Technologist	185
11-9141	Building Rental Manager	30	29-1212	Cardiologists	181
43-5051	Bulk Mail Clerk	301	29-1171	Cardiology Nurse Practitioner	180
49-3042	Bulldozer Mechanic	352	29-2031	Cardiovascular Technologists and Technicians	185
53-7199	Bulldozer Operator	415	39-1013	Cardroom Supervisor	248
49-2098	Burglar Alarm Installer	346	21-1012	Career Counselor	106
49-3031	Bus and Truck Mechanics and Diesel Engine Specialists	350	25-2023	Career/Technical Education Teachers, Middle School	135
53-3051	Bus Drivers, School	402	25-1194	Career/Technical Education Teachers, Postsecondary	131
53-3052	Bus Drivers, Transit and Intercity	403			

Occupational titles in bold indicate an official title per the Standard Occupational Classification (SOC) system; all other titles are considered alternates. Occupation codes and page numbers are included for easy cross reference. This index is not exhaustive of all possible alternate titles.

CODE	TITLE	PAGE	CODE	TITLE	PAGE
25-2032	Career/Technical Education Teachers, Secondary School	137	31-2011	Certified Occupational Therapy Assistant	202
43-5011	Cargo and Freight Agents	298	29-2052	Certified Pharmacy Technician	189
53-7062	Cargo Handler	410	13-2011	Certified Public Accountant	48
43-5011	Cargo Router	298	29-1125	Certified Recreational Therapist	175
47-3012	Carpenter Assistant	334	29-1151	Certified Registered Nurse Anesthetist (CRNA)	179
47-1011	Carpenter Supervisor	321	29-2055	Certified Surgical Technologist	190
47-2031	Carpenters	323	33-2021	Certified Vehicle Fire Investigator	216
47-2041	Carpet Installers	324	37-2012	Chambermaid	243
47-2041	Carpet Layer	324	43-4041	Charge Authorizer	288
17-3031	Cartographic Technician	86	53-2011	Charter Pilot (Air Transport Pilot Certificate Required)	397
21-1093	Case Work Aide	114	53-2011	Charter Pilot (Airline)	397
41-2011	Cash Register Operator	265	53-2012	Charter Pilot (Commercial Pilot Certificate Required)	398
49-2011	Cash Register Servicer	343	43-5111	Cheese Weigher	306
41-1011	Cashier Supervisor	263	35-1011	Chefs and Head Cooks	226
41-2011	Cashiers	265	21-1018	Chemical Dependency Counselor	108
33-9031	Casino Investigator	220	17-2041	Chemical Engineers	75
11-9071	Casino Manager	26	51-9011	Chemical Equipment Operators and Tenders	386
39-1013	Casino Slot Supervisor	248	19-4031	Chemical Laboratory Technician	99
33-9031	Casino Surveillance Officer	220	51-8091	Chemical Plant and System Operators	385
27-2012	Casting Director	156	51-9011	Chemical Process Equipment Operator	386
47-2151	Cast-Iron Drain Pipe Layer	332	19-4031	Chemical Technicians	99
43-4151	Catalogue Clerk	294	25-1052	Chemistry Teachers, Postsecondary	126
45-2093	Cattle Brander	319	19-2031	Chemists	93
45-2011	Cattle Examiner	317	53-7021	Cherry Picker Operator	407
47-2131	Ceiling Insulation Blower	330	11-1011	Chief Executives	8
47-2051	Cement Masons and Concrete Finishers	325	11-1011	Chief Financial Officer	8
47-2051	Cement Patcher	325	11-9111	Chief Medical Information Officer	28
53-3032	Cement Truck Driver	400	11-1011	Chief Operating Officer	8
43-4111	Census Taker	292	11-3021	Chief Technology Officer	16
31-9093	Central Sterile Supply Technician	207	21-1021	Child Abuse Worker	109
51-9123	Ceramic Painter	391	21-1013	Child and Family Counselor	106
47-2044	Ceramic Tile Installer	324	39-1022	Child Care Worker Supervisor	250
29-9091	Certified Athletic Trainer	197	25-1066	Child Development Professor	127
21-1021	Certified Children, Youth, and Family Social Worker	109	11-9151	Child Welfare Director	31
31-9091	Certified Dental Assistant	205	21-1021	Child, Family, and School Social Workers	109
33-3012	Certified Detention Deputy	217	11-9031	Childcare Center Administrator	22
19-4042	Certified Indoor Environmentalist	100	39-9011	Childcare Workers	258
49-3051	Certified Marine Mechanic	353	51-9123	China Decorator	391
39-4031	Certified Mortician	255	25-1124	Chinese Language Professor	130
29-2033	Certified Nuclear Medicine Technologist	186	29-1081	Chiroprapist	172
31-1131	Certified Nurse Aide	201	31-9092	Chiropractic Assistant	206
31-1131	Certified Nursing Assistant	201	29-1011	Chiropractic Physician	167
			29-1011	Chiropractors	167

Occupational titles in bold indicate an official title per the Standard Occupational Classification (SOC) system; all other titles are considered alternates. Occupation codes and page numbers are included for easy cross reference. This index is not exhaustive of all possible alternate titles.

CODE	TITLE	PAGE	CODE	TITLE	PAGE
47-5023	Churn Driller	340	51-6052	Coat Maker	382
51-9195	Cigar Roller	394	51-9124	Coating, Painting, and Spraying Machine Setters, Operators, and Tenders	392
51-7041	Circle Saw Operator	383	35-3031	Cocktail Server	234
51-2028	Circuit Board Assembler	369	51-3091	Coffee Roaster	373
43-4031	Circuit Court Clerk	287	43-9071	Coin Wrapping Machine Operator	314
23-1023	Circuit Court Judge	120	49-9091	Coin, Vending, and Amusement Machine Servicers and Repairers	364
17-2072	Circuit Design Engineer	77	43-3011	Collection Agent	280
43-4121	Circulation Clerk	292	25-9044	College Biology Teaching Assistant	148
25-3021	Citizenship Teacher	141	27-3023	Columnist	159
11-1031	City Council Member	10	51-4081	Combination Machine Tool Operator	377
19-3051	City Planner	97	49-3041	Combine Mechanic	351
19-4061	City Planning Aide	100	45-2091	Combine Operator	318
17-3011	Civil Computer-Aided Design and Drafting Technician	81	17-2141	Combustion Engineer	79
25-1032	Civil Engineering Professor	125	33-1012	Commanding Officer Homicide Squad	213
17-3022	Civil Engineering Technologists and Technicians	82	27-1021	Commercial and Industrial Designers	152
17-2051	Civil Engineers	75	51-9198	Commercial Baker Helper	394
13-1031	Claims Adjusters, Examiners, and Investigators	36	43-4041	Commercial Credit Reviewer	288
43-4151	Classified Ad Clerk	294	13-2072	Commercial Lender	55
51-9023	Clay Mixer	388	53-2012	Commercial Pilots	398
53-7061	Cleaners of Vehicles and Equipment	409	43-4011	Commodities Clerk	286
37-1011	Cleaning Staff Supervisor	240	25-1122	Communications Teachers, Postsecondary	129
51-9192	Cleaning, Washing, and Metal Pickling Equipment Operators and Tenders	393	21-1099	Community and Social Service Specialists, All Other	116
21-2011	Clergy	117	19-3051	Community Development Planner	97
43-1011	Clerical Supervisor	279	21-1091	Community Health Education Coordinator	113
11-9199	Clerk of Court	33	21-1094	Community Health Workers	115
19-2021	Climatologist	92	21-1023	Community Mental Health Social Worker	111
11-9111	Clinic Director	28	21-1099	Community Organization Worker	116
19-3033	Clinical and Counseling Psychologists	95	25-1067	Comparative Sociology Professor	127
29-1181	Clinical Audiologist	180	13-1141	Compensation, Benefits, and Job Analysis Specialists	44
29-1031	Clinical Dietitian	169	13-1041	Compliance Officers	37
29-1128	Clinical Exercise Physiologist	176	47-2042	Composition Floor Layer	324
11-9111	Clinical Informatics Director	28	47-2131	Composition Weatherboard Installer	330
29-2010	Clinical Laboratory Technologists and Technicians	185	11-3031	Comptroller	17
29-1217	Clinical Neuromuscular Pathologist	182	29-2034	Computed Tomography (CT) Scanner Operator	187
25-1072	Clinical Nursing Professor	128	29-2035	Computed Tomography/Magnetic Resonance Imaging (CT/MRI) Technologist	187
29-1222	Clinical Pathologist	182	11-3021	Computer and Information Systems Managers	16
31-2022	Clinical Rehabilitation Aide	204	15-1252	Computer Applications Engineer	67
27-2091	Club DJ	158	15-1299	Computer Console Operator	69
27-2022	Coaches and Scouts	157	17-2061	Computer Hardware Designer	76
53-7021	Coal Tower Operator	407	17-2061	Computer Hardware Developer	76
53-4013	Coal Tram Driver	405			

Occupational titles in bold indicate an official title per the Standard Occupational Classification (SOC) system; all other titles are considered alternates. Occupation codes and page numbers are included for easy cross reference. This index is not exhaustive of all possible alternate titles.

CODE	TITLE	PAGE	CODE	TITLE	PAGE
17-2061	Computer Hardware Engineers	76	11-9021	Construction Managers	21
25-1021	Computer Information Systems Professor	124	11-9021	Construction Superintendent	21
15-1299	Computer Laboratory Technician	69	47-2061	Construction Trench Digger	326
15-1251	Computer Language Coder	66	29-2081	Contact Lens Fitter	195
15-1241	Computer Network Architects	63	25-1123	Contemporary English Literature Professor	129
15-1241	Computer Network Engineer	63	11-3061	Contracting Manager	18
15-1231	Computer Network Support Specialists	61	49-9012	Control and Valve Installers and Repairers, Except Mechanical Door	356
51-9161	Computer Numerically Controlled (CNC) Machinist	393	53-2021	Control Tower Operator	398
51-9161	Computer Numerically Controlled (CNC) Milling Machine Operator	393	35-2019	Cooks, All Other	231
51-9162	Computer Numerically Controlled (CNC) Programmer	393	35-2011	Cooks, Fast Food	228
51-9161	Computer Numerically Controlled (CNC) Shot Peening Operator	393	35-2012	Cooks, Institution and Cafeteria	229
51-9161	Computer Numerically Controlled Tool Operators	393	35-2014	Cooks, Restaurant	230
51-9162	Computer Numerically Controlled Tool Programmers	393	35-2015	Cooks, Short Order	230
15-1299	Computer Occupations, All Other	69	27-3041	Copy Editor	161
15-1251	Computer Programmers	66	43-9071	Copy Machine Operator	314
25-1021	Computer Science Teachers, Postsecondary	124	47-2042	Cork Floor Installer	324
15-1212	Computer Security Specialist	60	29-1241	Cornea and External Disease Physician	183
13-1151	Computer Software Training Specialist	45	29-1141	Coronary Care Unit Nurse	178
15-1211	Computer Systems Analysts	59	23-1011	Corporate Counsel	119
15-1252	Computer Systems Engineer	67	13-2051	Corporate Financial Analyst	51
13-1151	Computer Training Specialist	45	13-1121	Corporate Meeting Planner	43
15-1232	Computer User Support Specialists	62	13-2051	Corporate Securities Research Analyst	51
49-2011	Computer, Automated Teller, and Office Machine Repairers	343	13-1151	Corporate Trainer	45
51-8099	Concrete Batch Plant Operator	386	41-3041	Corporate Travel Expert	272
47-2051	Concrete Floor Installer	325	45-1011	Corral Boss	316
47-4090	Concrete Pavement Installer	337	33-3012	Correctional Officers and Jailers	217
47-2051	Concrete Swimming Pool Installer	325	33-1011	Corrections Sergeant	212
11-3013	Conference Center Manager	15	27-3023	Correspondent	159
13-1121	Conference Planner	43	27-1023	Corsage Maker	153
33-3031	Conservation Enforcement Officer	218	25-1194	Cosmetology Instructor	131
19-1031	Conservation Scientists	91	13-2031	Cost Analyst	50
47-4011	Construction and Building Inspectors	335	13-1051	Cost Estimators	38
47-2073	Construction Bulldozer Operator	327	13-1020	Cotton Broker	35
11-9021	Construction Coordinator	21	45-2041	Cotton Grader	317
47-2061	Construction Craft Laborer	326	21-1019	Counselors, All Other	108
17-2051	Construction Engineer	75	41-2021	Counter and Rental Clerks	266
49-3042	Construction Equipment Mechanic	352	21-1013	Couples Therapist	106
19-5012	Construction Health and Safety Technician	104	43-5021	Couriers and Messengers	298
13-1051	Construction Job Cost Estimator	38	33-3011	Court Bailiff	216
47-2061	Construction Laborers	326	27-3091	Court Interpreter	162
			27-3092	Court Reporters and Simultaneous Captioners	162
			33-3011	Court Security Officer	216

Occupational titles in bold indicate an official title per the Standard Occupational Classification (SOC) system; all other titles are considered alternates. Occupation codes and page numbers are included for easy cross reference. This index is not exhaustive of all possible alternate titles.

CODE	TITLE	PAGE	CODE	TITLE	PAGE
27-3092	Court Stenographer	162	19-1012	Dairy Bacteriologist	88
27-3092	Court Transcriber	162	49-3041	Dairy Equipment Repairer	351
43-4031	Court, Municipal, and License Clerks	287	11-9013	Dairy Farm Manager	21
53-3053	Courtesy Van Driver	404	19-1011	Dairy Scientist	87
45-1011	Cranberry Bog Supervisor	316	15-2051	Data Analytics Specialist	71
53-7021	Crane and Tower Operators	407	15-1243	Data Architect	64
49-9043	Crane Oiler	359	15-1299	Data Center Operator	69
49-9096	Crane Rigger	365	43-9021	Data Entry Keyers	311
39-3011	Craps Dealer	252	43-9021	Data Input Clerk	311
51-2090	Crate Builder	370	15-1243	Data Integration Specialist	64
13-1051	Crating and Moving Estimator	38	15-2051	Data Mining Analyst	71
25-1123	Creative Writing English Professor	129	49-2011	Data Processing Equipment Repairer	343
13-2041	Credit Analysts	50	15-1211	Data Processing Systems Analyst	59
13-2041	Credit Assessment Analyst	50	15-2051	Data Scientists	71
43-4041	Credit Authorizers, Checkers, and Clerks	288	43-9021	Data Typist	311
13-2071	Credit Counselors	54	15-2051	Data Visualization Developer	71
43-4041	Credit Rating Checker	288	15-1243	Data Warehousing Specialist	64
13-2041	Credit Risk Analyst	50	15-1242	Database Administrators	63
19-4092	Crime Scene Technician	101	15-1243	Database Architects	64
25-1111	Criminal Justice and Law Enforcement Teachers, Postsecondary	128	15-1243	Database Developer	64
21-1029	Criminal Justice Social Worker	112	15-1242	Database Programmer	63
25-1111	Criminology Professor	128	15-1242	Database Security Administrator	63
51-4031	Crimping Machine Operator for Metal	375	39-9011	Daycare Provider	258
29-1214	Critical Care Physician	181	43-3011	Debt Collector	280
51-9081	Crown and Bridge Technician	390	13-2071	Debt Management Counselor	54
19-4043	Crude Tester	100	47-4041	Decontamination Worker	335
39-7010	Cruise Director	257	27-2091	Deejay	158
51-9021	Crushing, Grinding, and Polishing Machine Setters, Operators, and Tenders	387	31-9011	Deep Tissue Massage Therapist	204
27-4032	Cue Selector	165	51-9192	Degreaser Operator	393
25-9031	Curriculum and Assessment Director	147	41-1011	Delicatessen Department Manager	263
25-9031	Curriculum Specialist	147	19-3099	Demographer	98
37-1011	Custodial Supervisor	240	41-9011	Demonstrators and Product Promoters	275
51-6031	Custom T-Shirt Embroidery Machine Operator	382	31-9091	Dental Assistants	205
47-2031	Custom Wood Stair Builder	323	51-9081	Dental Ceramist	390
43-4051	Customer Complaint Clerk	289	29-1292	Dental Hygienists	184
43-4051	Customer Service Representatives	289	51-9081	Dental Laboratory Technicians	390
51-9032	Cutting and Slicing Machine Setters, Operators, and Tenders	388	43-6013	Dental Secretary	309
51-4121	Cutting Torch Operator	378	29-1021	Dentists, General	168
51-4031	Cutting, Punching, and Press Machine Setters, Operators, and Tenders, Metal and Plastic	375	11-1021	Department Store Manager	9
29-2010	Cytogenetic Technologist	185	27-3092	Deposition Reporter	162
			33-3011	Deputy Bailiff	216
			33-3021	Deputy United States Marshal	218
			47-5011	Derrick Operators, Oil and Gas	338

Occupational titles in bold indicate an official title per the Standard Occupational Classification (SOC) system; all other titles are considered alternates. Occupation codes and page numbers are included for easy cross reference. This index is not exhaustive of all possible alternate titles.

CODE	TITLE	PAGE	CODE	TITLE	PAGE
13-1082	Design Project Management Specialists	41	13-1131	Donor Relations Officer	44
27-1029	Designers, All Other	156	39-9041	Dormitory Counselor	261
33-1012	Detective Lieutenant	213	17-3019	Drafters, All Other	82
33-3021	Detectives and Criminal Investigators	218	29-1125	Drama Therapist	175
21-1091	Diabetes Educator	113	27-2011	Dramatic Reader	156
29-2032	Diagnostic Medical Sonographers	186	51-4032	Drill Press Operator for Metal	375
29-1224	Diagnostic Radiologist	182	51-4032	Drilling and Boring Machine Tool Setters, Operators, and Tenders, Metal and Plastic	375
17-2031	Dialysis Engineer	74	53-3031	Driver/Sales Workers	399
29-2099	Dialysis Technician	196	13-1041	Driver's License Examiner	37
51-9071	Diamond Setter	390	21-1023	Drug Abuse Social Worker	111
29-1031	Dietitians and Nutritionists	169	41-2021	Dry Cleaning Counter Clerk	266
15-1255	Digital Designer	68	47-2081	Drywall and Ceiling Tile Installers	328
51-5111	Digital Proofing and Platemaker	379	47-2081	Drywall Finisher	328
35-3031	Dining Car Server	234	47-2082	Drywall Taper	328
35-9011	Dining Room and Cafeteria Attendants and Bartender Helpers	236	53-3032	Dump Truck Driver	400
35-9031	Dining Room Host	238	25-2051	Early Childhood Special Education Teacher	137
27-3091	Diplomatic Interpreter	162	47-5023	Earth Auger Operator	340
43-9051	Direct Mail Clerk	313	47-5023	Earth Drillers, Except Oil and Gas	340
11-9033	Director of Student Services	24	25-1126	Eastern Philosophy Professor	130
11-3013	Director of University Housing	15	19-3033	Eating Disorder Psychologists	95
21-2021	Directors, Religious Activities and Education	117	29-2032	Echocardiographer	186
29-1214	Disaster Medicine Physician	181	19-3011	Econometrician	95
11-9161	Disaster Response Director	32	19-3011	Economic Research Analyst	95
27-2091	Disc Jockeys, Except Radio	158	19-4061	Economic Research Assistant	100
35-9021	Dish Room Worker	237	19-3011	Economists	95
35-9021	Dishwashers	237	27-3041	Editors	161
43-5032	Dispatchers, Except Police, Fire, and Ambulance	300	11-9039	Education Administrators, All Other	24
41-3011	Display Advertising Sales Representative	269	11-9032	Education Administrators, Kindergarten through Secondary	23
27-1026	Display Artist	155	11-9033	Education Administrators, Postsecondary	24
11-3071	Distribution Center Manager	19	11-9031	Education and Childcare Administrators, Preschool and Daycare	22
11-2022	District Sales Manager	12	25-1081	Education Teachers, Postsecondary	128
43-4011	Dividend Clerk	286	25-9099	Educational Instruction and Library Workers, All Other	150
25-1126	Divinity Professor	130	19-3034	Educational Psychologists	96
27-2091	DJ	158	25-1066	Educational Psychology Professor	127
29-1041	Doctor of Optometry	170	21-1012	Educational, Guidance, and Career Counselors and Advisors	106
29-1131	Doctor of Veterinary Medicine (DVM)	177	17-2112	Efficiency Engineer	78
43-4071	Document Clerk	291	45-2041	Egg Grader	317
27-3042	Documentation Writer	161	53-7064	Egg Packer	411
33-9011	Dog Catcher	219	29-2031	EKG Technician	185
39-2021	Dog Groomer	251	31-1120	Elderly Companion	200
51-2090	Doll Maker	370			
11-2033	Donor Relations Manager	13			

Occupational titles in bold indicate an official title per the Standard Occupational Classification (SOC) system; all other titles are considered alternates. Occupation codes and page numbers are included for easy cross reference. This index is not exhaustive of all possible alternate titles.

CODE	TITLE	PAGE	CODE	TITLE	PAGE
11-3131	E-Learning Manager	20	11-9032	Elementary School Principal	23
43-4199	Election Clerk	297	25-3031	Elementary School Substitute Teacher	142
43-5041	Electric Meter Reader	300	25-2021	Elementary School Teachers, Except Special Education	134
51-2028	Electric Motor Controls Assembler	369	47-4011	Elevator Inspector	335
49-2092	Electric Motor, Power Tool, and Related Repairers	345	43-4061	Eligibility Interviewers, Government Programs	290
49-9051	Electric Powerline Examiner	361	19-1029	Embryologist	90
47-4071	Electric Sewer Cleaning Machine Operator	337	11-9161	Emergency Management Directors	32
49-9051	Electric Utility Lineworker	361	53-3011	Emergency Medical Services (EMS) Driver	399
17-3023	Electrical and Electronic Engineering Technologists and Technicians	83	29-2042	Emergency Medical Technicians	188
49-2094	Electrical and Electronics Repairers, Commercial and Industrial Equipment	345	29-1214	Emergency Medicine Physicians	181
49-2095	Electrical and Electronics Repairers, Powerhouse, Substation, and Relay	346	43-5031	Emergency Operator	299
17-3023	Electrical Design Technician	83	11-9161	Emergency Preparedness Coordinator	32
51-4199	Electrical Discharge Machine Setup Operator	378	13-1141	Employee Benefits Specialist	44
25-1032	Electrical Engineering Professor	125	11-3131	Employee Development Director	20
17-2071	Electrical Engineers	76	13-1075	Employee Relations Specialist	40
49-9051	Electrical High Tension Tester	361	29-2042	EMT	188
47-4011	Electrical Inspector	335	15-1232	End-User Support Specialist	62
49-9051	Electrical Lineworker	361	17-2141	Engine Designer	79
49-2092	Electrical Parts Reconditioner	345	11-9041	Engineering Design Manager	25
49-9051	Electrical Power-Line Installers and Repairers	361	25-1032	Engineering Teachers, Postsecondary	125
47-2111	Electrical Sign Wirer	329	17-3029	Engineering Technologists and Technicians, Except Drafters, All Other	85
17-2071	Electrical Systems Engineer	76	17-2199	Engineers, All Other	80
51-2028	Electrical, Electronic, and Electromechanical Assemblers, Except Coil Winders, Tapers, and Finishers	369	25-1123	English Language and Literature Teachers, Postsecondary	129
47-2111	Electricians	329	25-3031	English Substitute Teacher	142
29-2099	Electroencephalogram (EEG) Technologist	196	19-1012	Enologist	88
39-5094	Electrolysis Operator	257	53-2021	Enroute Controller	398
17-3024	Electro-Mechanical and Mechatronics Technologists and Technicians	83	11-9072	Entertainment and Recreation Managers, Except Gambling	26
29-2099	Electroneurodiagnostic Technologist	196	39-3099	Entertainment Attendants and Related Workers, All Other	254
17-2072	Electronic Design Automation Engineer	77	43-9199	Envelope Stuffer	315
49-2096	Electronic Equipment Installers and Repairers, Motor Vehicles	346	13-1041	Environmental Compliance Inspector	37
39-1013	Electronic Gambling Device Supervisor	248	19-3011	Environmental Economist	95
49-2097	Electronic Musical Instrument Repairer	346	17-3025	Environmental Engineering Technologists and Technicians	83
41-2022	Electronic Parts Salesperson	267	17-2081	Environmental Engineers	77
17-2072	Electronics Engineers, Except Computer	77	19-5011	Environmental Health Sanitarian	103
29-1212	Electrophysiology Cardiologist	181	19-1032	Environmental Protection Forester	91
51-9124	Electrostatic Paint Operator	392	17-2081	Environmental Remediation Engineer	77
25-2052	Elementary School Inclusion Teacher	138	17-3025	Environmental Remediation Engineering Technician	83
25-2021	Elementary School Music Teacher	134	19-4042	Environmental Science and Protection Technicians, Including Health	100

Occupational titles in bold indicate an official title per the Standard Occupational Classification (SOC) system; all other titles are considered alternates. Occupation codes and page numbers are included for easy cross reference. This index is not exhaustive of all possible alternate titles.

CODE	TITLE	PAGE	CODE	TITLE	PAGE
19-4042	Environmental Science Technician	100	25-9021	Family Resource Management Specialist	146
19-2041	Environmental Scientists and Specialists, Including Health	94	21-1093	Family Service Assistant	114
19-1041	Epidemiologists	92	11-9151	Family Service Center Director	31
19-1041	Epidemiology Investigator	92	25-1113	Family Welfare Social Work Professor	128
29-1217	Epileptologist	182	25-9021	Farm and Home Management Educators	146
13-1041	Equal Employment Opportunity Officer	37	49-3041	Farm Equipment Mechanics and Service Technicians	351
13-1020	Equipment, Supplies, and Tools Purchasing Agent	35	25-1041	Farm Management Professor	126
19-5012	Ergonomics Technician	104	11-9013	Farmers, Ranchers, and Other Agricultural Managers	21
23-2093	Escrow Officer	122	45-2092	Farmworkers and Laborers, Crop, Nursery, and Greenhouse	318
13-2020	Estate Appraiser	49	45-2093	Farmworkers, Farm, Ranch, and Aquacultural Animals	319
13-2052	Estate Planner	52	35-3023	Fast Food and Counter Workers	233
51-9194	Etchers and Engravers	394	35-2011	Fast Food Fry Cook	228
19-3091	Ethnoarchaeologist	97	25-9021	Feed Management Advisor	146
25-4013	Ethnographic Materials Conservator	144	45-2091	Feed Mixer Operator	318
19-3099	Ethnologist	98	19-4012	Feed Research Technician	98
25-1123	Etymology Professor	129	51-6099	Feltmaker	382
47-5022	Excavating and Loading Machine and Dragline Operators, Surface Mining	339	47-4031	Fence Erectors	335
43-6011	Executive Assistant	307	51-9012	Fermentation Operator	386
35-1011	Executive Chef	226	49-2022	Fiber Optic Central Office Installer	344
43-6011	Executive Secretaries and Executive Administrative Assistants	307	51-2051	Fiberglass Boat Builder	369
13-2099	Executor of Estate	57	51-2051	Fiberglass Laminators and Fabricators	369
29-1128	Exercise Physiologists	176	51-2051	Fiberglass Ski Maker	369
39-9031	Exercise Trainers and Group Fitness Instructors	259	13-2011	Field Auditor	48
43-5061	Expeditor	304	17-3031	Field Map Technician	86
11-2022	Export Manager	12	43-4071	File Clerks	291
37-2021	Exterminator	243	27-4032	Film and Video Editors	165
47-5099	Extraction Workers, All Other	340	25-4011	Film Archivist	144
51-9041	Extruding, Forming, Pressing, and Compacting Machine Setters, Operators, and Tenders	388	27-3023	Film Critic	159
29-2081	Eyeglass Fitter	195	27-4032	Film Editor	165
51-9083	Eyeglass Maker	390	25-1011	Finance Professor	124
49-9099	Fabric Awning Repairer	366	13-2051	Financial and Investment Analysts	51
39-5094	Facialist	257	43-3099	Financial Clerks, All Other	285
49-9071	Facilities Maintenance Worker	363	13-2061	Financial Compliance Examiner	54
11-3013	Facilities Managers	15	11-3031	Financial Director	17
35-2019	Falafel Cart Cook	231	13-2061	Financial Examiners	54
29-1021	Family Dentist	168	11-3031	Financial Managers	17
29-1215	Family Medicine Physicians	181	43-3099	Financial Reserve Clerk	285
29-1171	Family Practice Nurse Practitioner	180	13-2054	Financial Risk Analyst	53
29-1215	Family Practice Physician	181	13-2054	Financial Risk Specialists	53
29-1071	Family Practice Physician Assistant	172	13-2099	Financial Specialists, All Other	57

Occupational titles in bold indicate an official title per the Standard Occupational Classification (SOC) system; all other titles are considered alternates. Occupation codes and page numbers are included for easy cross reference. This index is not exhaustive of all possible alternate titles.

CODE	TITLE	PAGE	CODE	TITLE	PAGE
27-1013	Fine Artists, Including Painters, Sculptors, and Illustrators	152	53-1047	First-Line Supervisors of Transportation and Material-Moving Workers, Except Aircraft Cargo Handling Supervisors	397
39-5092	Fingernail Sculptor	257	33-3031	Fish and Game Wardens	218
43-9199	Fingerprint Clerk	315	51-3022	Fish Filleter	372
49-9052	FIOS Line Installer	362	11-9013	Fish Hatchery Manager	21
49-2098	Fire Alarm Installer	346	45-1011	Fish Hatchery Supervisor	316
13-1031	Fire Claims Adjuster	36	51-3091	Fish Smoker	373
33-2011	Fire Engine Pump Operator	215	11-9072	Fitness Club Manager	26
49-9099	Fire Extinguisher Installer	366	43-5053	Flat Sorting Machine Clerk	303
33-2021	Fire Hazard Inspector	216	19-4013	Flavor Technician	98
33-2021	Fire Inspectors and Investigators	216	49-1011	Fleet Maintenance Supervisor	342
33-1021	Fire Lieutenant	214	17-3021	Flight Data Technician	82
33-2021	Fire Prevention Inspector	216	53-2012	Flight Instructor (Commercial Pilots)	398
17-2111	Fire Protection Engineer	77	53-2022	Flight Operations Coordinator	398
47-2152	Fire Sprinkler Installer	332	29-2043	Flight Paramedic	188
33-2011	Firefighters	215	17-2011	Flight Test Engineer	74
47-1011	First-Line Supervisors of Construction Trades and Extraction Workers	321	49-3011	Flight Test Mechanic	347
33-1011	First-Line Supervisors of Correctional Officers	212	47-2042	Floor Layers, Except Carpet, Wood, and Hard Tiles	324
39-1014	First-Line Supervisors of Entertainment and Recreation Workers, Except Gambling Services	249	27-1023	Floral Designers	153
45-1011	First-Line Supervisors of Farming, Fishing, and Forestry Workers	316	27-1023	Florist	153
33-1021	First-Line Supervisors of Firefighting and Prevention Workers	214	27-1023	Flower Arranger	153
35-1012	First-Line Supervisors of Food Preparation and Serving Workers	227	53-7072	Fluid Pump Operator	413
39-1013	First-Line Supervisors of Gambling Services Workers	248	51-3091	Food and Tobacco Roasting, Baking, and Drying Machine Operators and Tenders	373
37-1011	First-Line Supervisors of Housekeeping and Janitorial Workers	240	51-3092	Food Batchmakers	374
37-1012	First-Line Supervisors of Landscaping, Lawn Service, and Groundskeeping Workers	241	19-2031	Food Chemist	93
49-1011	First-Line Supervisors of Mechanics, Installers, and Repairers	342	35-2021	Food Preparation Workers	231
41-1012	First-Line Supervisors of Non-Retail Sales Workers	264	51-3099	Food Processing Workers, All Other	374
43-1011	First-Line Supervisors of Office and Administrative Support Workers	279	19-4013	Food Quality Control Technician	98
39-1022	First-Line Supervisors of Personal Service Workers	250	19-4013	Food Quality Technician	98
33-1012	First-Line Supervisors of Police and Detectives	213	19-1012	Food Safety Scientist	88
51-1011	First-Line Supervisors of Production and Operating Workers	368	19-4013	Food Science Technicians	98
33-1099	First-Line Supervisors of Protective Service Workers, All Other	215	19-1012	Food Scientists and Technologists	88
41-1011	First-Line Supervisors of Retail Sales Workers	263	35-3041	Food Servers, Nonrestaurant	235
33-1091	First-Line Supervisors of Security Workers	214	11-9051	Food Service Director	26
			11-9051	Food Service Managers	26
			29-1081	Foot Doctor	172
			29-1081	Foot Orthopedist	172
			27-2022	Football Coach	157
			43-3071	Foreign Exchange Clerk	285
			41-3031	Foreign Exchange Trader	271
			25-1124	Foreign Language and Literature Teachers, Postsecondary	130

Occupational titles in bold indicate an official title per the Standard Occupational Classification (SOC) system; all other titles are considered alternates. Occupation codes and page numbers are included for easy cross reference. This index is not exhaustive of all possible alternate titles.

CODE	TITLE	PAGE	CODE	TITLE	PAGE
17-2131	Forensic Materials Engineer	78	51-7021	Furniture Sander	383
29-1223	Forensic Psychiatrist	182	35-2012	Galley Cook	229
19-3039	Forensic Psychologist	96	39-3012	Gambling and Sports Book Writers and Runners	252
19-4092	Forensic Science Technicians	101	39-3011	Gambling Dealers	252
21-1029	Forensic Social Worker	112	11-9071	Gambling Managers	26
19-4071	Forest and Conservation Technicians	101	33-9031	Gambling Monitor	220
45-4011	Forest and Conservation Workers	319	39-3019	Gambling Service Workers, All Other	253
19-1032	Forest Ecologist	91	33-9031	Gambling Surveillance Officers and Gambling Investigators	220
33-2011	Forest Firefighter	215	27-3011	Game Show Host	159
19-1032	Foresters	91	53-7081	Garbage Collector	414
19-4071	Forestry Aide	101	53-3032	Garbage Truck Driver	400
45-4011	Forestry Laborer	319	53-6031	Gas and Oil Servicer	406
49-3042	Forklift Mechanic	352	51-8092	Gas Controller	385
53-7051	Forklift Operator	408	47-5071	Gas Floorhand	340
21-1021	Foster Care Worker	109	49-9021	Gas Furnace Installer	357
11-2033	Foundation Director	13	49-9012	Gas Meter Installer	356
49-9041	Foundry Equipment Mechanic	359	43-5041	Gas Meter Reader	300
47-5011	Fracturing Derrick Operator	338	51-8092	Gas Plant Dispatcher	385
47-5012	Fracturing Rotary Drill Operator	338	51-8092	Gas Plant Operators	385
35-2019	Fraternity House Cook	231	53-6031	Gas Pump Attendant	406
53-7199	Freight Elevator Operator	415	49-9099	Gasoline Pump Installer	366
43-5011	Freight Shipping Agent	298	29-1229	Gastroenterologist	183
43-4171	Front Desk Receptionist	296	43-4181	Gate Agent	296
51-3092	Frozen Yogurt Maker	374	51-4041	Gear Machinist	376
35-2021	Fruit and Vegetable Parer	231	51-9071	Gemologist	390
13-1020	Fruit Buyer	35	11-1021	General and Operations Managers	9
45-2041	Fruit Sorter	317	11-9021	General Contractor	21
37-3012	Fruit Sprayer	245	25-9099	General Educational Development (GED®) Examiner	150
17-2041	Fuels Engineer	75	25-3011	General Educational Development (GED®) Teacher	141
37-2021	Fumigator	243	29-1216	General Internal Medicine Physicians	181
11-2033	Funding Coordinator	13	29-1216	General Internist	181
13-1131	Fundraisers	44	49-9071	General Maintenance Worker	363
11-2033	Fundraising Director	13	29-1215	General Practitioner	181
11-2033	Fundraising Managers	13	11-1021	General Superintendent	9
13-1131	Fundraising Officer	44	19-2042	Geochemist	94
39-4031	Funeral Arranger	255	17-1022	Geodetic Surveyor	74
39-4021	Funeral Attendants	255	17-3019	Geological Drafter	82
39-4021	Funeral Home Assistant	255	19-4043	Geological Technicians, Except Hydrologic Technicians	100
11-9171	Funeral Home Director	32	17-2151	Geophysical Engineer	79
11-9171	Funeral Home Managers	32	11-9121	Geophysical Manager	29
51-9051	Furnace, Kiln, Oven, Drier, and Kettle Operators and Tenders	389	19-4043	Geophysical Prospector	100
51-7021	Furniture Finishers	383			

Occupational titles in bold indicate an official title per the Standard Occupational Classification (SOC) system; all other titles are considered alternates. Occupation codes and page numbers are included for easy cross reference. This index is not exhaustive of all possible alternate titles.

CODE	TITLE	PAGE	CODE	TITLE	PAGE
19-2042	Geoscientists, Except Hydrologists and Geographers	94	39-2011	Guide Dog Trainer	250
17-3022	Geotechnical Engineering Technician	82	49-9099	Gunsmith	366
31-1120	Geriatric Personal Care Aide	200	29-1218	Gynecological Oncologist	182
29-1123	Geriatric Physical Therapist	174	49-9069	Gyroscope Repairer	363
29-1223	Geriatric Psychiatrist	182	17-3027	Gyroscopic Engineering Technician	84
25-1113	Geriatric Social Work Professor	128	39-1022	Hair Salon Supervisor	250
29-1171	Gerontological Nurse Practitioner	180	39-5012	Hairdressers, Hairstylists, and Cosmetologists	256
19-3033	Geropsychologists	95	51-3023	Halal Meat Packer	373
53-7064	Gift Wrapper	411	51-9022	Hand Buffer	387
17-3031	GIS Mapping Technician	86	51-9022	Hand Sander	387
51-9195	Glass Blower	394	47-2044	Hard Tile Setter	324
51-9032	Glass Cutting Machine Operator	388	47-3012	Hardwood Floor Installation Helper	334
51-9194	Glass Etcher	394	51-6099	Hat Blocking Machine Operator	382
47-2121	Glaziers	330	45-2091	Hay Baler	318
11-9041	Global Engineering Manager	25	47-4041	Hazardous Materials Removal Workers	335
13-1020	Gold Buyer	35	19-2041	Hazardous Substances Scientist	94
51-9071	Goldsmith	390	37-1012	Head Greenskeeper	241
39-3091	Golf Caddy	254	11-9031	Head Start Director	22
49-3053	Golf Cart Mechanic	354	29-1217	Headache Specialist	182
17-1012	Golf Course Architect	73	15-2011	Health Actuary	69
17-1012	Golf Course Designer	73	17-2111	Health and Safety Engineers, Except Mining Safety Engineers and Inspectors	77
25-1065	Government Professor	126	19-5011	Health and Safety Inspector	103
11-1011	Governor	8	21-1091	Health Education Specialists	113
49-2096	GPS Car Navigation Installer	346	19-2041	Health Environmentalist	94
45-2041	Graders and Sorters, Agricultural Products	317	29-9021	Health Informatics Specialist	197
45-2011	Grain Sampler	317	29-9021	Health Information Analyst	197
27-1024	Graphic Artist	154	29-2072	Health Information Coder	194
27-1024	Graphic Designers	154	11-9111	Health Information Services Manager	28
15-1255	Graphic Web Designer	68	29-9021	Health Information Technologists and Medical Registrars	197
19-1031	Grassland Conservationist	91	13-1031	Health Insurance Adjuster	36
51-5112	Gravure Press Operator	379	25-1113	Health Social Work Professor	128
45-2092	Greenhouse Transplanter	318	25-1071	Health Specialties Teachers, Postsecondary	127
37-3011	Greenskeeper	244	29-2099	Health Technologists and Technicians, All Other	196
35-2015	Griddle Cook	230	29-1299	Healthcare Diagnosing or Treating Practitioners, All Other	185
21-1019	Grief Counselor	108	29-9099	Healthcare Practitioners and Technical Workers, All Other	198
51-9022	Grinding and Polishing Workers, Hand	387	21-1022	Healthcare Social Workers	110
41-2011	Grocery Checker	265	31-9099	Healthcare Support Workers, All Other	210
53-3033	Grocery Light Truck Driver	401	29-2092	Hearing Aid Fitter	195
53-7064	Grocery Store Bagger	411	29-2092	Hearing Aid Specialists	195
37-1012	Grounds Maintenance Supervisor	241	29-2092	Hearing Aid Technician	195
37-3019	Grounds Maintenance Workers, All Other	246			
21-1012	Guidance Counselor	106			

Occupational titles in bold indicate an official title per the Standard Occupational Classification (SOC) system; all other titles are considered alternates. Occupation codes and page numbers are included for easy cross reference. This index is not exhaustive of all possible alternate titles.

CODE	TITLE	PAGE	CODE	TITLE	PAGE
29-2092	Hearing Instrument Specialist	195	47-4011	Home Inspector	335
17-3027	Heat Transfer Technician	84	27-1025	Home Lighting Adviser	155
17-2141	Heating and Cooling Systems Engineer	79	13-2061	Home Mortgage Disclosure Act Specialist	54
49-9021	Heating, Air Conditioning, and Refrigeration Mechanics and Installers	357	49-2098	Home Security Alarm Installer	346
47-2211	Heating, Ventilation, and Air Conditioning (HVAC) Sheet Metal Installer	333	49-2097	Home Theater Installer	346
49-9021	Heating, Ventilation, and Air Conditioning (HVAC) Mechanic	357	25-2011	Home-based Preschool Teacher	132
51-8021	Heating, Ventilation, and Air Conditioning (HVAC) Mechanic Boiler Operator	384	29-1299	Homeopathic Doctor	185
53-3032	Heavy and Tractor-Trailer Truck Drivers	400	33-3021	Homicide Detective	218
37-3011	Hedge Trimmer	244	51-3092	Honey Blender	374
49-3011	Helicopter Engine Mechanic	347	39-2011	Horse Breaker	250
53-2012	Helicopter Pilot	398	37-1012	Horticultural Services Supervisor	241
15-1232	Help Desk Technician	62	19-1013	Horticulturist	88
47-3011	Helpers--Brickmasons, Blockmasons, Stonemasons, and Tile and Marble Setters	334	29-1141	Hospice Registered Nurse	178
47-3012	Helpers--Carpenters	334	21-1022	Hospice Social Worker	110
49-9098	Helpers--Installation, Maintenance, and Repair Workers	365	11-9111	Hospital Administrator	28
47-3015	Helpers--Pipelayers, Plumbers, Pipefitters, and Steamfitters	334	35-3041	Hospital Food Service Worker	235
51-9198	Helpers--Production Workers	394	29-1051	Hospital Pharmacist	171
19-1023	Herpetologist	89	35-9031	Hosts and Hostesses, Restaurant, Lounge, and Coffee Shop	238
25-2032	High School Auto Repair Teacher	137	47-2181	Hot Tar Roofer	333
25-2032	High School Cosmetology Teacher	137	43-4081	Hotel Front Desk Clerk	291
25-2031	High School English Teacher	136	11-9081	Hotel Manager	27
25-2031	High School French Teacher	136	43-4081	Hotel Registration Clerk	291
25-2031	High School History Teacher	136	43-4181	Hotel Reservationist	296
11-9032	High School Principal	23	53-3053	Hotel Shuttle Driver	404
25-2058	High School Special Education Resource Teacher	140	41-4012	Hotel Supplies Salesperson	275
17-2051	Highway Engineer	75	43-4081	Hotel, Motel, and Resort Desk Clerks	291
17-3022	Highway Engineering Technician	82	37-2012	House Cleaner	243
47-4011	Highway Inspector	335	47-2141	House Painter	331
47-4051	Highway Maintenance Workers	336	39-9041	House Parent	261
29-2010	Histology Technician	185	39-9099	House Sitter	261
19-4061	Historian Research Assistant	100	37-2012	Housekeeping Staff	243
25-4011	Historical Records Administrator	144	43-4161	HR Clerk	295
39-7010	Historical Site Guide	257	43-4161	Human Resources Assistants, Except Payroll and Timekeeping	295
25-1125	History Teachers, Postsecondary	130	13-1071	Human Resources Generalist	39
49-9031	Home Appliance Repairers	358	11-3121	Human Resources Managers	20
41-9011	Home Demonstrator	275	13-1071	Human Resources Specialists	39
31-1120	Home Health and Personal Care Aides	200	21-1093	Human Services Worker	114
31-1120	Home Health Attendant	200	33-9011	Humane Officer	219
31-1120	Home Hospice Aide	200	19-2021	Hurricane Tracker	92
			25-1194	HVAC Instructor	131
			49-3023	Hybrid Car Mechanic	349

Occupational titles in bold indicate an official title per the Standard Occupational Classification (SOC) system; all other titles are considered alternates. Occupation codes and page numbers are included for easy cross reference. This index is not exhaustive of all possible alternate titles.

CODE	TITLE	PAGE	CODE	TITLE	PAGE
49-9041	Hydroelectric Machinery Mechanic	359	29-1126	Inhalation Therapist	175
51-8013	Hydroelectric Plant Operator	384	51-9023	Ink Blender	388
19-2043	Hydrogeologist	94	11-9081	Innkeeper	27
19-2043	Hydrologists	94	19-4031	Inorganic Chemical Technician	99
29-1129	Hydrotherapist	176	19-2031	Inorganic Chemist	93
51-8093	Hydrotreater Operator	386	25-1052	Inorganic Chemistry Professor	126
35-3023	Ice Cream Server	233	51-9061	Inspectors, Testers, Sorters, Samplers, and Weighers	389
27-1013	Ice Sculptor	152	49-9099	Installation, Maintenance, and Repair Workers, All Other	366
53-3099	Ice-Resurfacing Machine Operators	405	13-2051	Institutional Commodity Analyst	51
19-1023	Ichthyologist	89	41-9011	In-Store Demonstrator	275
17-2071	Illuminating Engineer	76	25-9031	Instructional Coordinators	147
21-2011	Imam	117	27-2042	Instrumentalist	158
51-9192	Immersion Metal Cleaner	393	51-9032	Insulation Cutter	388
19-1042	Immunochemist	92	47-2131	Insulation Workers, Floor, Ceiling, and Wall	330
29-2010	Immunohematologist	185	47-2132	Insulation Workers, Mechanical	331
29-1222	Immunopathologist	182	15-2011	Insurance Actuary	69
13-2082	Income Tax Advisor	56	13-2053	Insurance Analyst	53
13-2082	Income Tax Preparer	56	43-9041	Insurance Claims and Policy Processing Clerks	312
43-5071	Incoming Freight Clerk	305	13-1151	Insurance Employee Trainer	45
27-2012	Independent Film Maker	156	43-9041	Insurance Policy Issue Clerk	312
13-2052	Individual Pension Adviser	52	41-3021	Insurance Sales Agents	270
13-1111	Industrial Analyst	42	41-1012	Insurance Sales Supervisor	264
19-2031	Industrial Chemist	93	13-2053	Insurance Underwriters	53
51-9021	Industrial Coffee Grinder	387	27-1025	Interior Decorator	155
19-3011	Industrial Economist	95	27-1025	Interior Designers	155
17-3026	Industrial Engineering Technologists and Technicians	84	47-2131	Interior Surface Insulation Worker	330
17-2112	Industrial Engineers	78	25-2022	Intermediate School Social Studies Teacher	135
47-3015	Industrial Gas Fitter Helper	334	13-2011	Internal Auditor	48
19-5011	Industrial Hygienist	103	29-1216	Internal Medicine Physician	181
49-9041	Industrial Machinery Mechanics	359	13-2081	Internal Revenue Service Agent	56
37-2011	Industrial Plant Custodian	242	25-1065	International Relations Professor	126
11-3051	Industrial Production Managers	18	11-2021	Internet Marketing Manager	11
49-2094	Industrial Robotics Mechanic	345	29-1216	Internist	181
17-2111	Industrial Safety Engineer	77	27-3091	Interpreters and Translators	162
53-7051	Industrial Truck and Tractor Operators	408	29-1212	Interventional Cardiologist	181
25-1066	Industrial/Organizational Psychology Professor	127	29-1224	Interventional Radiologist	182
19-4042	Infectious Waste Technician	100	43-4111	Interviewers, Except Eligibility and Loan	292
43-4199	Information and Record Clerks, All Other	297	15-1254	Intranet Developer	68
15-1212	Information Security Analysts	60	41-3031	Investment Banker	271
15-1211	Information Systems Analyst	59	43-3021	Invoice Control Clerk	281
25-1021	Information Technology Professor	124	47-4041	Irradiated Fuel Handler	335
11-3021	Information Technology Systems Director	16			

Occupational titles in bold indicate an official title per the Standard Occupational Classification (SOC) system; all other titles are considered alternates. Occupation codes and page numbers are included for easy cross reference. This index is not exhaustive of all possible alternate titles.

CODE	TITLE	PAGE	CODE	TITLE	PAGE
49-3041	Irrigation Equipment Mechanic	351	11-3131	Labor Training Manager	20
19-2043	Isotope Hydrologist	94	43-5021	Laboratory Courier	298
15-1251	IT Programmer	66	53-7062	Laborers and Freight, Stock, and Material Movers, Hand	410
15-1212	IT Risk Specialist	60	51-9124	Lacquer Spray Booth Operator	392
15-1232	IT Support Specialist	62	43-4171	Land Leasing Information Clerk	296
37-2011	Janitors and Cleaners, Except Maids and Housekeeping Cleaners	242	17-1022	Land Surveyor	74
25-1021	Java Programming Professor	124	17-1012	Landscape Architects	73
51-9071	Jewelers and Precious Stone and Metal Workers	390	17-1012	Landscape Designer	73
51-9022	Jewelry Polisher	387	37-3011	Landscaping and Groundskeeping Workers	244
25-1125	Jewish History Professor	130	51-6011	Laundry and Dry-Cleaning Workers	381
51-4111	Jig Bore Tool Maker	377	51-6011	Laundry Attendant	381
51-9161	Jig Boring Machine Operator	393	51-6011	Laundry Equipment Operator	381
11-3121	Job Analysis Manager	20	51-6011	Laundry Sorter	381
13-1141	Job Analyst	44	43-6012	Law Secretary	308
29-1242	Joint Preservationist	183	37-3011	Lawn Caretaker	244
25-1122	Journalism Professor	129	49-3053	Lawn Mower Repairer	354
23-1023	Judges, Magistrate Judges, and Magistrates	120	23-1011	Lawyers	119
23-1012	Judicial Clerk	119	21-1094	Lay Health Advocate	115
23-1012	Judicial Law Clerks	119	51-2090	Lead Team Assembler	370
25-2023	Junior High School Business Teacher	135	11-9141	Leasing Property Manager	30
25-2057	Junior High School Special Education Teacher	139	43-6012	Legal Administrative Assistant	308
25-2022	Junior High School Teacher	135	23-2011	Legal Aide	121
23-1023	Justice	120	43-6012	Legal Secretaries and Administrative Assistants	308
23-1021	Justice of The Peace	120	23-2099	Legal Support Workers, All Other	122
33-3012	Juvenile Corrections Officer	217	23-2099	Legal Technician	122
21-1092	Juvenile Probation Officer	113	11-1031	Legislators	10
51-9111	Keg Filler	391	25-1193	Leisure Studies Professor	130
39-2021	Kennel Worker	251	51-9083	Lens Grinder	390
39-3012	Keno Runner	252	43-5052	Letter Carrier	302
49-9094	Key Maker	365	25-4022	Librarians and Media Collections Specialists	145
25-2052	Kindergarten Special Education Teacher	138	25-4031	Library Acquisitions Technician	146
25-2012	Kindergarten Teachers, Except Special Education	133	43-4121	Library Assistants, Clerical	292
25-1193	Kinesiology Professor	130	25-4031	Library Circulation Technician	146
29-1128	Kinesiotherapist	176	25-4022	Library Media Specialist	145
27-1025	Kitchen Designer	155	25-4031	Library Technicians	146
35-1012	Kitchen Supervisor	227	21-1018	Licensed Clinical Mental Health Counselor (LCMHC)	108
51-9022	Knife Grinder	387	31-9011	Licensed Massage Therapist	204
25-3021	Knitting Instructor	141	21-1018	Licensed Mental Health Counselor (LMHC)	108
51-3021	Kosher Butcher	372	31-2011	Licensed Occupational Therapy Assistant	202
13-1075	Labor Relations Consultant	40	31-2021	Licensed Physical Therapist Assistant	203
11-3121	Labor Relations Director	20	29-2061	Licensed Practical and Licensed Vocational Nurses	193
13-1075	Labor Relations Specialists	40			

Occupational titles in bold indicate an official title per the Standard Occupational Classification (SOC) system; all other titles are considered alternates. Occupation codes and page numbers are included for easy cross reference. This index is not exhaustive of all possible alternate titles.

CODE	TITLE	PAGE	CODE	TITLE	PAGE
41-9021	Licensed Real Estate Broker	276	29-2035	Magnetic Resonance Imaging Technologists	187
13-2082	Licensed Tax Consultant	56	37-2012	Maids and Housekeeping Cleaners	243
23-2093	Lien Searcher	122	43-9051	Mail Clerks and Mail Machine Operators, Except Postal Service	313
41-3021	Life Insurance Salesperson	270	43-5052	Mail Deliverer	302
19-1099	Life Science Taxonomist	92	43-5053	Mail Forwarding System Markup Clerk	303
19-1099	Life Scientists, All Other	92	43-9051	Mailroom Clerk	313
19-4099	Life, Physical, and Social Science Technicians, All Other	102	49-9071	Maintenance and Repair Workers, General	363
33-9092	Lifeguards, Ski Patrol, and Other Recreational Protective Service Workers	222	49-9044	Maintenance Millwright	360
53-3033	Light Truck Drivers	401	49-9043	Maintenance Workers, Machinery	359
17-3023	Lighting Engineering Technician	83	35-9031	Maitre D'	238
51-8099	Lime Filter Operator	386	19-1041	Malariologist	92
51-9051	Lime Kiln Operator	389	13-1111	Management Analysts	42
35-2014	Line Cook	230	11-3021	Management Information Systems Director	16
19-3099	Linguist	98	11-9199	Managers, All Other	33
47-2042	Linoleum Installer	324	39-5092	Manicurists and Pedicurists	257
51-8031	Liquid Waste Treatment Plant Operator	385	27-1026	Mannequin Decorator	155
13-1020	Livestock Buyer	35	11-3051	Manufacturing Director	18
43-4131	Loan Interviewers and Clerks	293	17-2112	Manufacturing Engineer	78
13-2072	Loan Officers	55	51-9082	Manufacturing Orthopedic Technologist	390
43-4131	Loan Processor	293	51-9021	Marble and Granite Polisher	387
13-2072	Loan Reviewer	55	47-2044	Marble Ceiling Installer	324
27-3031	Lobbyist	160	11-9072	Marina Club Manager	26
49-9098	Locksmith Helper	365	19-1023	Marine Biologist	89
49-9094	Locksmiths and Safe Repairers	365	49-3031	Marine Diesel Technician	350
11-9081	Lodging Managers	27	17-3019	Marine Drafter	82
13-1081	Logisticians	40	25-1032	Marine Engineering Professor	125
13-1081	Logistics Analyst	40	33-2011	Marine Firefighter	215
13-1081	Logistics Planner	40	19-4021	Marine Fisheries Technician	99
13-1081	Logistics Specialist	40	39-2011	Marine Mammal Trainer	250
33-1091	Loss Prevention Supervisor	214	47-3015	Marine Pipefitter Helper	334
29-2061	LPN	193	13-1161	Market Research Analysts and Marketing Specialists	46
51-9051	Lumber Kiln Operator	389	43-4111	Market Research Interviewer	292
35-9011	Lunchroom Attendant	236	13-1161	Market Research Specialist	46
29-2061	LVN	193	11-2021	Marketing Administrator	11
49-9044	Machine Erector	360	13-1161	Marketing Consultant	46
51-9061	Machined Parts Quality Inspector	389	11-2021	Marketing Director	11
13-2020	Machinery Appraiser	49	13-1161	Marketing Forecaster	46
49-9044	Machinery Dismantler	360	11-2021	Marketing Managers	11
51-1011	Machinist Supervisor	368	25-1011	Marketing Professor	124
51-4041	Machinists	376	51-7011	Marquetry Worker	383
27-1011	Magazine Designer	151	21-1013	Marriage and Family Therapists	106

Occupational titles in bold indicate an official title per the Standard Occupational Classification (SOC) system; all other titles are considered alternates. Occupation codes and page numbers are included for easy cross reference. This index is not exhaustive of all possible alternate titles.

CODE	TITLE	PAGE	CODE	TITLE	PAGE
21-1013	Marriage Counselor	106	13-1121	Meeting, Convention, and Event Planners	43
31-9011	Massage Therapists	204	41-3091	Membership Solicitor	273
39-5011	Master Barber	256	27-1029	Memorial Marker Designer	156
47-2111	Master Electrician	329	21-1023	Mental Health and Substance Abuse Social Workers	111
43-5061	Material Control Clerk	304	11-9111	Mental Health Program Manager	28
53-7199	Material Moving Workers, All Other	415	29-2053	Mental Health Technician	189
17-2131	Materials Engineers	78	13-1020	Merchandise Buyer	35
19-2032	Materials Scientists	93	27-1026	Merchandise Displayers and Window Trimmers	155
29-1218	Maternal-Fetal Medicine Physician	182	35-3023	Mess Attendant	233
25-1022	Mathematical Science Teachers, Postsecondary	125	35-2012	Mess Cook	229
51-3021	Meat Carver	372	19-2032	Metal Alloy Scientist	93
51-3021	Meat Counter Worker	372	51-4111	Metal Die Finisher	377
51-3091	Meat Curer	373	51-9194	Metal Engraver	394
45-2041	Meat Grader	317	51-4111	Metal Gauge Maker	377
51-3022	Meat, Poultry, and Fish Cutters and Trimmers	372	51-4031	Metal Punch Press Operator	375
49-9011	Mechanical Door Repairers	356	51-4199	Metal Rivet Machine Operator	378
17-3013	Mechanical Drafters	81	51-4031	Metal Slitter	375
11-9041	Mechanical Engineering Director	25	51-4199	Metal Workers and Plastic Workers, All Other	378
17-3027	Mechanical Engineering Technologists and Technicians	84	17-2131	Metallographer	78
17-2141	Mechanical Engineers	79	17-3029	Metallurgical Engineering Technician	85
25-1194	Mechanical Maintenance Instructor	131	19-4099	Meteorological Aide	102
17-3024	Mechatronics Technician	83	19-2021	Meteorologist	92
27-4099	Media and Communication Equipment Workers, All Other	165	33-3041	Meter Maid	218
27-3099	Media and Communication Workers, All Other	163	43-5041	Meter Readers, Utilities	300
23-1022	Mediation Commissioner	120	17-2199	Metrologist	80
11-9111	Medical and Health Services Managers	28	19-1022	Microbiologists	89
51-9082	Medical Appliance Technicians	390	43-4121	Microfilm Clerk	292
31-9092	Medical Assistants	206	11-9032	Middle School Principal	23
29-2072	Medical Bill Coder	194	25-2022	Middle School Science Teacher	135
31-9093	Medical Equipment Preparers	207	25-2057	Middle School Special Education Teacher	139
49-9062	Medical Equipment Repairers	362	25-2022	Middle School Teachers, Except Special and Career/Technical Education	135
39-5094	Medical Esthetician	257	25-2023	Middle School Technology Education Teacher	135
27-4021	Medical Photographer	164	25-1199	Military Science Instructor	131
11-9111	Medical Records Administrator	28	45-2011	Milk Tester	317
29-2072	Medical Records Specialists	194	51-2041	Mill Beam Fitter	369
19-1042	Medical Scientists, Except Epidemiologists	92	49-9044	Millwrights	360
43-6013	Medical Secretaries and Administrative Assistants	309	47-5099	Mine Milling Worker	340
31-9094	Medical Stenographer	208	47-5099	Mine Tailings Worker	340
31-9094	Medical Transcriber	208	17-2151	Mineral Engineer	79
31-9094	Medical Transcriptionists	208	17-1022	Mineral Surveyor	74
43-4061	Medicare Interviewer	290	17-2151	Mining and Geological Engineers, Including Mining Safety Engineers	79

Occupational titles in bold indicate an official title per the Standard Occupational Classification (SOC) system; all other titles are considered alternates. Occupation codes and page numbers are included for easy cross reference. This index is not exhaustive of all possible alternate titles.

CODE	TITLE	PAGE	CODE	TITLE	PAGE
47-5022	Mining Bulldozer Operator	339	29-1129	Music Therapist	176
47-5022	Mining Shovel Operator	339	49-9063	Musical Instrument Repairers and Tuners	362
51-2090	Miscellaneous Assemblers and Fabricators	370	27-2042	Musicians and Singers	158
47-4090	Miscellaneous Construction and Related Workers	337	13-1199	Mystery Shopper	47
49-2094	Missile Pad Mechanic	345	39-5092	Nail Technician	257
51-9023	Mixing and Blending Machine Setters, Operators, and Tenders	388	39-9011	Nanny	258
35-3011	Mixologist	232	33-3021	Narcotics Investigator	218
15-1252	Mobile Applications Developer	67	17-2171	Natural Gas Engineer	80
49-3042	Mobile Heavy Equipment Mechanics, Except Engines	352	11-9121	Natural Sciences Managers	29
49-3053	Mobility Scooter Repairer	354	29-1299	Naturopathic Physician	185
51-9195	Molders, Shapers, and Casters, Except Metal and Plastic	394	51-9195	Neon Tube Bender	394
51-4072	Molding, Coremaking, and Casting Machine Setters, Operators, and Tenders, Metal and Plastic	376	15-1244	Network Analyst	65
43-3071	Money Order Clerk	285	15-1244	Network and Computer Systems Administrators	65
31-9092	Morgue Attendant	206	15-1244	Network Coordinator	65
43-3031	Mortgage Accounting Clerk	282	15-1241	Network Designer	63
43-4131	Mortgage Loan Closer	293	15-1241	Network Developer	63
39-4021	Mortician Helper	255	15-1231	Network Diagnostic Support Specialist	61
39-4031	Morticians, Undertakers, and Funeral Arrangers	255	15-1212	Network Security Analyst	60
17-3026	Motion Study Technician	84	15-1231	Network Support Technician	61
53-3052	Motor Coach Bus Driver	403	15-1231	Network Technician	61
49-3052	Motor Scooter Mechanic	353	29-1249	Neurological Surgeon	184
53-6051	Motor Vehicle Emissions Inspector	407	29-1217	Neurologists	182
43-4031	Motor Vehicle License Clerk	287	29-1222	Neuropathologist	182
53-3099	Motor Vehicle Operators, All Other	405	29-1223	Neuropsychiatrist	182
49-9098	Motorboat Mechanic Helper	365	43-4141	New Accounts Banking Representative	294
49-3051	Motorboat Mechanics and Service Technicians	353	43-4141	New Accounts Clerks	294
53-3099	Motorcycle Deliverer	405	27-3023	News Analysts, Reporters, and Journalists	159
49-3052	Motorcycle Mechanics	353	27-3023	News Anchor	159
33-3051	Motorcycle Police	219	27-4031	News Videographer	164
49-3052	Motorcycle Service Technician	353	53-3031	Newspaper Delivery Driver	399
13-1082	Movie Project Management Specialists	41	53-7065	Night Stocker	412
29-2035	MRI Technologist	187	51-8091	Nitric Acid Plant Operator	385
25-4022	Multimedia Services Coordinator	145	53-3053	Nonemergency Medical Transporter	404
51-4081	Multi-operation Forming Machine Setter	377	43-9199	Notary Public	315
51-4081	Multiple Machine Tool Setters, Operators, and Tenders, Metal and Plastic	377	29-2033	Nuclear Cardiology Technologist	186
33-1021	Municipal Fire Fighting and Prevention Supervisor	214	29-2033	Nuclear Medicine Technologists	186
25-4013	Museum Exhibit Technician	144	51-9162	Numerical Control Programmer	393
39-7010	Museum Guide	257	51-9162	Numerical Tool Programmer	393
25-4013	Museum Technicians and Conservators	144	29-1151	Nurse Anesthetists	179
25-4022	Music Librarian	145	29-1171	Nurse Practitioners	180
			25-2011	Nursery School Teacher	132
			31-1131	Nursing Assistants	201
			31-1131	Nursing Care Attendant	201

Occupational titles in bold indicate an official title per the Standard Occupational Classification (SOC) system; all other titles are considered alternates. Occupation codes and page numbers are included for easy cross reference. This index is not exhaustive of all possible alternate titles.

CODE	TITLE	PAGE	CODE	TITLE	PAGE
25-1072	Nursing Instructors and Teachers, Postsecondary	128	15-2031	Operations Research Analysts	70
25-1071	Nutrition Professor	127	51-9083	Ophthalmic Laboratory Technicians	390
29-1218	OB Specialist	182	29-2057	Ophthalmic Medical Technicians	192
29-1218	OB/GYN	182	29-2057	Ophthalmic Technologist	192
27-2042	Oboist	158	29-1241	Ophthalmologists, Except Pediatric	183
29-1218	Obstetricians and Gynecologists	182	17-2199	Optical Engineer	80
19-5011	Occupational Health and Safety Specialists	103	17-3029	Optical Engineering Technician	85
19-5012	Occupational Health and Safety Technicians	104	29-2081	Opticians, Dispensing	195
19-5012	Occupational Health and Safety Technologist (OHST)	104	17-3027	Optomechanical Technician	84
31-2012	Occupational Rehabilitation Aide	202	29-1041	Optometrists	170
31-2012	Occupational Therapist Aide	202	29-2055	OR Tech	190
29-1122	Occupational Therapists	173	29-1292	Oral Hygienist	184
31-2012	Occupational Therapy Aides	202	11-9013	Orchard Manager	21
31-2011	Occupational Therapy Assistants	202	43-4151	Order Clerks	294
11-9121	Ocean Program Administrator	29	17-2199	Ordnance Engineer	80
19-2042	Oceanographer	94	25-1052	Organic Chemistry Professor	126
29-2057	Ocular Care Technologist	192	13-2051	Organizational Investment Analyst	51
43-9199	Office and Administrative Support Workers, All Other	315	19-1023	Ornithologist	89
43-9061	Office Assistant	314	31-9099	Ortho/Prosthetic Aide	210
43-9061	Office Clerks, General	314	31-9091	Orthodontic Assistant	205
43-9071	Office Machine Operators, Except Computer	314	51-9081	Orthodontic Technician	390
43-5021	Office Runner	298	31-9092	Orthopedic Cast Specialist	206
43-6014	Office Secretary	310	29-1242	Orthopedic Sports Medicine Physician	183
51-5112	Offset Press Operator	379	29-1242	Orthopedic Surgeons, Except Pediatric	183
49-9021	Oil Burner Repairer	357	51-9082	Orthotics Technician	390
17-2171	Oil Drilling Engineer	80	19-1029	Osteologist	90
17-2171	Oil Exploration Engineer	80	29-1249	Otolaryngologist	184
47-5071	Oil Field Roustabout	340	49-3051	Outboard Motor Mechanic	353
51-8093	Oil Pipeline Operator	386	33-9092	Outdoor Emergency Care Technician	222
51-8093	Oil Refiner	386	49-3053	Outdoor Power Equipment and Other Small Engine Mechanics	354
47-5071	Oil Rig Roughneck	340	43-4111	Outpatient Interviewing Clerk	292
47-5012	Oil Well Cable Tool Operator	338	29-1126	Oxygen Therapist	175
47-5012	Oil Well Driller	338	51-3022	Oyster Shucker	372
53-7073	Oil Well Pumper	413	27-1021	Package Designer	152
51-3099	Olive Pitter	374	51-9111	Packaging and Filling Machine Operators and Tenders	391
23-1022	Ombudsman	120	43-9051	Packaging Clerk	313
29-1229	Oncologist	183	17-2112	Packaging Engineer	78
21-1022	Oncology Social Worker	110	25-1199	Packaging Professor	131
47-2073	Operating Engineers and Other Construction Equipment Operators	327	53-7064	Packers and Packagers, Hand	411
11-1021	Operational Risk Manager	9	27-2023	Paddock Judge	158
15-2031	Operations Analyst	70	47-2141	Painters, Construction and Maintenance	331

Occupational titles in bold indicate an official title per the Standard Occupational Classification (SOC) system; all other titles are considered alternates. Occupation codes and page numbers are included for easy cross reference. This index is not exhaustive of all possible alternate titles.

CODE	TITLE	PAGE	CODE	TITLE	PAGE
51-9123	Painting, Coating, and Decorating Workers	391	13-2020	Personal Property Assessor	49
19-1029	Paleobotanist	90	43-6014	Personal Secretary	310
39-4021	Pallbearer	255	41-9099	Personal Shopper	277
49-9099	Parachute Repairer	366	39-9031	Personal Trainer	259
23-2011	Paralegals and Legal Assistants	121	43-4161	Personnel Clerk	295
29-2043	Paramedics	188	11-3121	Personnel Manager	20
43-5051	Parcel Post Clerk	301	13-1071	Personnel Recruiter	39
53-3033	Parcel Truck Driver	401	41-3091	Pest Control Service Sales Agent	273
33-3051	Park Police	219	37-2021	Pest Control Workers	243
53-6021	Parking Attendants	406	37-3012	Pesticide Handlers, Sprayers, and Applicators, Vegetation	245
33-3041	Parking Enforcement Officer	218	17-2171	Petroleum Engineers	80
33-3041	Parking Enforcement Workers	218	51-8093	Petroleum Pump System Operators, Refinery Operators, and Gaugers	386
49-9091	Parking Meter Collector	364	51-9061	Petroleum Sampler	389
53-6021	Parking Ramp Attendant	406	19-2042	Petrologist	94
21-1092	Parole Agent	113	51-8091	Pharmaceutical Manufacturing Machine Operator	385
21-1092	Parole Officer	113	41-4011	Pharmaceutical Sales Representative	274
47-2044	Parquet Floor Layer	324	29-2052	Pharmacist Technician	189
41-2022	Parts Salespersons	267	29-1051	Pharmacists	171
43-4051	Passenger Relations Representative	289	19-1041	Pharmacoepidemiologist	92
51-9012	Pasteurizer	386	25-1071	Pharmacology Professor	127
35-1011	Pastry Chef	226	29-2052	Pharmacy Technicians	189
51-3011	Pastry Finisher	371	25-1126	Philosophy and Religion Teachers, Postsecondary	130
29-2010	Pathology Technician	185	31-9097	Phlebotomists	209
31-9094	Pathology Transcriptionist	208	31-9097	Phlebotomy Technician	209
47-4090	Paving Stone Installer	337	51-5111	Photoengraver	379
47-2071	Paving, Surfacing, and Tamping Equipment Operators	326	27-4021	Photographers	164
41-9099	Pawn Shop Clerk	277	25-1121	Photography Professor	129
13-2072	Payday Loan Officer	55	17-2199	Photonics Engineer	80
43-3051	Payroll and Timekeeping Clerks	283	25-1052	Physical Chemistry Professor	126
43-1011	Payroll Supervisor	279	25-1193	Physical Education (PE) Professor	130
51-3092	Peanut Butter Maker	374	19-2099	Physical Scientists, All Other	95
45-2092	Pecan Gatherer	318	31-2022	Physical Therapist Aides	204
29-1181	Pediatric Audiologist	180	31-2021	Physical Therapist Assistants	203
29-1031	Pediatric Dietician	169	29-1123	Physical Therapists	174
29-2061	Pediatric Licensed Practical Nurse	193	31-2022	Physical Therapy Aide	204
21-1094	Peer Health Promoter	115	29-1071	Physician Assistants	172
25-1111	Penology Professor	128	29-1229	Physicians, All Other	183
41-3021	Pension Agent	270	29-1222	Physicians, Pathologists	182
45-2092	Pepper Picker	318	29-1123	Physiotherapist	174
39-9099	Personal Care and Service Workers, All Other	261	31-2021	Physiotherapy Assistant	203
13-2052	Personal Financial Advisors	52	25-1121	Piano Professor	129
13-2052	Personal Investment Adviser	52			

Occupational titles in bold indicate an official title per the Standard Occupational Classification (SOC) system; all other titles are considered alternates. Occupation codes and page numbers are included for easy cross reference. This index is not exhaustive of all possible alternate titles.

CODE	TITLE	PAGE	CODE	TITLE	PAGE
51-7021	Piano Refinisher	383	11-9131	Postmasters and Mail Superintendents	29
49-9063	Piano Tuner	362	25-1199	Postsecondary Teachers, All Other	131
47-2132	Pipe Coverer	331	51-9111	Potato Chip Packaging Machine Operator	391
47-2132	Pipe Insulator	331	51-3022	Poultry Eviscerator	372
51-4121	Pipe Welder	378	51-3099	Poultry Hanger	374
47-2151	Pipelayers	332	19-1011	Poultry Scientist	87
39-1013	Pit Boss	248	51-3023	Poultry Slaughterer	373
39-3019	Pit Clerk	253	17-2071	Power Distribution Engineer	76
53-3031	Pizza Delivery Driver	399	51-8012	Power Distributors and Dispatchers	384
51-8099	Plant and System Operators, All Other	386	51-8013	Power Plant Operators	384
11-3051	Plant Manager	18	49-3053	Power Saw Mechanic	354
19-1013	Plant Physiologist	88	49-2095	Power Transformer Repairer	346
51-4072	Plastic Cup Fabricating Machine Operator	376	49-2095	Powerhouse Electrician	346
17-2041	Plastics Engineer	75	51-8013	Powerhouse Operator	384
19-2032	Plastics Scientist	93	47-2221	Precast Concrete Ironworker	334
47-2121	Plate Glass Installer	330	49-9069	Precision Instrument and Equipment Repairers, All Other	363
51-5111	Plate Mounter	379	51-9083	Precision Lens Centerer and Edger	390
27-3043	Playwright	162	25-2051	Pre-Kindergarten Education Intervention Teacher	137
47-3015	Plumber Assistant	334	25-2051	Pre-Kindergarten Special Education Teacher	137
47-2152	Plumbers, Pipefitters, and Steamfitters	332	51-5111	Prepress Technicians and Workers	379
29-9099	Podiatric Technician	198	11-9031	Preschool Director	22
29-1081	Podiatrists	172	25-2011	Preschool Head Start Teacher	132
39-3011	Poker Dealer	252	25-2011	Preschool Teachers, Except Special Education	132
33-3051	Police and Sheriff's Patrol Officers	219	27-3031	Press Secretary	160
33-1012	Police Lieutenant	213	21-2011	Priest	117
19-3091	Political Anthropologist	97	25-1081	Primary Education Professor	128
27-1013	Political Cartoonist	152	51-5113	Print Binding and Finishing Workers	380
25-1065	Political Science Teachers, Postsecondary	126	51-5112	Printing Press Operators	379
17-2081	Pollution Control Engineer	77	51-1011	Printing Worker Supervisor	368
17-3025	Pollution Control Engineering Technician	83	33-3012	Prison Guard	217
19-4042	Pollution Control Technician	100	33-1011	Prison Guard Supervisor	212
19-4099	Polygraph Examiner	102	49-2022	Private Branch Exchange (PBX) Installer and Repairer	344
17-2041	Polymerization Engineer	75	43-2011	Private Branch Exchange Operator	279
29-2099	Polysomnograph Tech	196	33-9021	Private Detectives and Investigators	220
27-4021	Portrait Photographer	164	33-9021	Private Eye	220
11-3121	Position Description Manager	20	43-4199	Probate Clerk	297
43-5051	Postal Service Clerks	301	21-1092	Probation Officers and Correctional Treatment Specialists	113
43-5052	Postal Service Mail Carriers	302	15-2031	Procedure Analyst	70
43-5053	Postal Service Mail Sorters, Processors, and Processing Machine Operators	303	15-2031	Process Analyst	70
43-5051	Postal Service Window Clerk	301	43-3061	Procurement Assistant	284
11-9131	Postal Supervisor	29	43-3061	Procurement Clerks	284
11-9131	Postmaster	29			

Occupational titles in bold indicate an official title per the Standard Occupational Classification (SOC) system; all other titles are considered alternates. Occupation codes and page numbers are included for easy cross reference. This index is not exhaustive of all possible alternate titles.

CODE	TITLE	PAGE	CODE	TITLE	PAGE
11-3061	Procurement Manager	18	11-9161	Public Safety Director	32
27-2012	Producers and Directors	156	43-5031	Public Safety Dispatcher	299
17-2111	Product Safety Engineer	77	43-5031	Public Safety Telecommunicator	299
11-3051	Production Control Manager	18	43-5031	Public Safety Telecommunicators	299
17-3026	Production Control Technologist	84	29-1127	Public School Speech Therapist	176
13-1051	Production Cost Estimator	38	25-1122	Public Speaking Professor	129
17-2112	Production Engineer	78	53-3052	Public Transit Bus Driver	403
51-4041	Production Machinist	376	11-2032	Publicity Director	13
43-5061	Production Scheduler	304	27-3031	Publicity Writer	160
51-9199	Production Workers, All Other	395	29-1123	Pulmonary Physical Therapist	174
43-5061	Production, Planning, and Expediting Clerks	304	29-1229	Pulmonologist	183
51-2028	Programmable Logic Controller Assembler	369	41-4012	Pulpwood Dealer	275
13-1082	Project Management Specialists	41	51-9021	Pulverizer Operator	387
21-1094	Promotor(a)	115	53-7072	Pump Operators, Except Wellhead Pumps	413
13-1031	Property and Casualty Insurance Claims Examiner	36	43-3061	Purchasing Clerk	284
13-2020	Property Appraisers and Assessors	49	11-3061	Purchasing Director	18
11-9141	Property, Real Estate, and Community Association Managers	30	11-3061	Purchasing Managers	18
39-3019	Proposition Player	253	47-1011	Quarry Boss	321
51-9082	Prosthetics Technician	390	21-2011	Rabbi	117
33-9099	Protective Service Workers, All Other	224	39-3012	Race Book Writer	252
51-2041	Protector Plate Attacher	369	27-2023	Race Starter	158
11-9033	Provost	24	17-3029	Radar Technicians	85
29-1141	Psychiatric Nurse	178	51-4032	Radial Drill Press Operator for Plastic	375
43-6013	Psychiatric Secretary	309	29-1124	Radiation Therapists	174
21-1023	Psychiatric Social Worker	111	29-1124	Radiation Therapy Technologist	174
29-2053	Psychiatric Technicians	189	27-3011	Radio Disc Jockey	159
29-1223	Psychiatrists	182	49-2021	Radio Frequency Technician	343
19-3039	Psychologists, All Other	96	49-2021	Radio Mechanic	343
25-1066	Psychology Teachers, Postsecondary	127	11-1021	Radio Station Manager	9
21-1015	Psychosocial Rehabilitation Counselor	107	13-1020	Radio Time Buyer	35
49-2094	Public Address System Mechanic	345	49-2021	Radio, Cellular, and Tower Equipment Installers and Repairers	343
11-2032	Public Affairs Director	13	29-2033	Radioisotope Technologist	186
23-1011	Public Defender	119	29-2034	Radiologic Technologists and Technicians	187
21-1091	Public Health Educator	113	29-1224	Radiologists	182
19-1022	Public Health Microbiologist	89	49-9062	Radiology Equipment Servicer	362
29-1031	Public Health Nutritionist	169	53-7121	Rail Car Loader	415
25-1071	Public Health Professor	127	53-4013	Rail Yard Engineers, Dinkey Operators, and Hostlers	405
21-1022	Public Health Social Worker	110	53-4013	Railcar Switcher	405
43-4061	Public Housing Interviewer	290	53-6051	Railroad Car Inspector	407
25-1065	Public Policy Professor	126	51-9124	Railroad Car Painter	392
11-2032	Public Relations Managers	13	49-1011	Railroad Car Repair Supervisor	342
27-3031	Public Relations Specialists	160			

Occupational titles in bold indicate an official title per the Standard Occupational Classification (SOC) system; all other titles are considered alternates. Occupation codes and page numbers are included for easy cross reference. This index is not exhaustive of all possible alternate titles.

CODE	TITLE	PAGE	CODE	TITLE	PAGE
19-1031	Range Ecologist	91	19-2031	Research and Development Chemist	93
45-4011	Rangelands Conservation Laborer	319	19-3091	Research Archaeologist	97
27-2042	Rapper	158	43-4181	Reservation and Transportation Ticket Agents and Travel Clerks	296
25-3041	Reading Tutor	143	39-9041	Residence Life Coordinator	261
13-2020	Real Estate Appraiser	49	39-9041	Residential Advisors	261
13-2020	Real Estate Assessor	49	29-1126	Respiratory Therapists	175
41-9021	Real Estate Brokers	276	41-2031	Retail Salespersons	268
43-9061	Real Estate Clerk	314	13-1141	Retirement Plan Specialist	44
13-2072	Real Estate Loan Officer	55	13-2081	Revenue Collector	56
41-9022	Real Estate Sales Agents	276	53-6099	Rickshaw Driver	407
41-1012	Real Estate Sales Supervisor	264	47-1011	Rig Supervisor	321
27-3092	Realtime Captioner	162	49-9096	Riggers	365
43-4171	Receptionists and Information Clerks	296	41-9022	Right of Way Agent	276
11-3012	Records and Information Manager	14	51-7041	Rip Saw Operator	383
43-4071	Records Clerk	291	39-7010	River Expedition Guide	257
11-3012	Records Management Director	14	47-2071	Road Grader	326
25-1193	Recreation and Fitness Studies Teachers, Postsecondary	130	47-4051	Road Patcher	336
39-1014	Recreation Attendant Supervisor	249	47-4051	Road Sign Installer	336
39-9032	Recreation Workers	260	17-3024	Robotics Testing Technician	83
39-9032	Recreational Activities Aide	260	37-2021	Rodent Exterminator	243
25-3021	Recreational Activities Instructor	141	47-2181	Roofers	333
29-1125	Recreational Therapists	175	35-3041	Room Service Food Server	235
49-3092	Recreational Vehicle (RV) Repairer	355	47-5011	Rotary Derrick Operator	338
49-3092	Recreational Vehicle Service Technicians	355	47-5012	Rotary Drill Operators, Oil and Gas	338
53-7081	Recyclable Materials Collector	414	39-3011	Roulette Dealer	252
25-4011	Reference Archivist	144	47-5071	Roustabouts, Oil and Gas	340
45-4011	Reforestation Worker	319	43-5071	Route Delivery Clerk	305
47-2021	Refractory Bricklayer	322	53-3031	Route Salesperson	399
47-3011	Refractory Tile Helper	334	51-9051	Rubber Curer	389
53-7081	Refuse and Recyclable Material Collectors	414	51-9041	Rubber Extrusion Operator	388
11-2022	Regional Sales Manager	12	51-9032	Rubber Trimmer	388
29-1292	Registered Dental Hygienist	184	43-5052	Rural Route Carrier	302
29-2032	Registered Diagnostic Medical Sonographer	186	25-1125	Russian History Professor	130
29-1141	Registered Nurses	178	25-1124	Russian Language Professor	130
25-1072	Registered Nursing Professor	128	49-3092	RV Mechanic	355
29-1122	Registered Occupational Therapist	173	49-9094	Safe and Vault Installer	365
29-1126	Registered Respiratory Therapist	175	49-9094	Safe and Vault Mechanic	365
21-1015	Rehabilitation Counselors	107	43-3099	Safety Deposit Clerk	285
49-2095	Relay Technician	346	49-9099	Sail Repairer	366
21-2021	Religious Education Director	117	35-2021	Salad Maker	231
17-3024	Remotely Piloted Vehicle Engineering Technician	83	41-9099	Sales and Related Workers, All Other	277
43-3011	Repossessor	280	11-2022	Sales Director	12

Occupational titles in bold indicate an official title per the Standard Occupational Classification (SOC) system; all other titles are considered alternates. Occupation codes and page numbers are included for easy cross reference. This index is not exhaustive of all possible alternate titles.

CODE	TITLE	PAGE	CODE	TITLE	PAGE
11-2022	Sales Managers	12	47-4071	Septic Tank Cleaner	337
41-3091	Sales Representatives of Services, Except Advertising, Insurance, Financial Services, and Travel	273	47-4071	Septic Tank Servicers and Sewer Pipe Cleaners	337
41-4012	Sales Representatives, Wholesale and Manufacturing, Except Technical and Scientific Products	275	29-2010	Serology Technician	185
41-4011	Sales Representatives, Wholesale and Manufacturing, Technical and Scientific Products	274	53-6031	Service Station Attendant	406
17-2199	Salvage Engineer	80	47-5013	Service Unit Operators, Oil and Gas	339
35-2021	Sandwich Maker	231	51-8031	Sewage Plant Operator	385
27-4099	Satellite Communications Operator	165	47-4071	Sewage Screen Operator	337
49-2097	Satellite Dish Installer	346	51-6031	Sewing Machine Operators	382
35-2014	Saucier	230	21-1019	Sexual Assault Counselor	108
51-7041	Sawing Machine Setters, Operators, and Tenders, Wood	383	21-1029	Sexual Assault Social Worker	112
43-5111	Scale Attendant	306	45-2093	Sheep Shearer	319
43-9071	Scanning Equipment Operators	314	47-2211	Sheet Metal Former	333
49-3031	School Bus Mechanic	350	47-2211	Sheet Metal Workers	333
33-9094	School Bus Monitors	223	47-2081	Sheet Rock Hanger	328
53-3051	School Bus Operator	402	47-2082	Sheet Rock Taper	328
35-2012	School Cook	229	39-3019	Shill	253
37-2011	School Custodian	242	47-2181	Shingles Roofer	333
25-4022	School Librarian	145	13-1199	Ship Purser	47
19-3034	School Psychologists	96	53-7121	Ship Unloader	415
11-1011	School Superintendent	8	43-5071	Shipping, Receiving, and Inventory Clerks	305
27-1013	Scientific Illustrator	152	51-3023	Shochet	373
13-1161	Search Marketing Strategist	46	47-2042	Shock-Absorption Floor Layer	324
25-2031	Secondary School Teachers, Except Special and Career/Technical Education	136	39-9099	Shoe Shiner	261
43-6014	Secretaries and Administrative Assistants, Except Legal, Medical, and Executive	310	53-7199	Shovel Operator	415
43-3071	Securities Teller	285	51-3022	Shrimp Picker	372
41-3031	Securities Trader	271	45-2093	Shrimp Pond Laborer	319
41-3031	Securities, Commodities, and Financial Services Sales Agents	271	37-3011	Shrub Planter	244
49-2098	Security and Fire Alarm Systems Installers	346	53-3053	Shuttle Drivers and Chauffeurs	404
33-1091	Security Guard Supervisor	214	39-7010	Sightseeing Guide	257
33-9032	Security Guards	221	51-9123	Sign Painter	391
19-4012	Seed Analyst	98	51-4121	Silver Solderer	378
17-2151	Seismic Engineer	79	35-9021	Silverware Cleaner	237
19-4043	Seismic Observer	100	11-9072	Skating Rink Manager	26
25-3021	Self-Enrichment Teachers	141	27-1013	Sketch Artist	152
17-3023	Semiconductor Development Technician	83	39-3091	Ski Lift Operator	254
11-1031	Senator	10	11-9072	Ski Resort Manager	26
51-9012	Separating, Filtering, Clarifying, Precipitating, and Still Machine Setters, Operators, and Tenders	386	39-5094	Skincare Specialists	257
			33-9021	Skip Tracer	220
			51-3023	Slaughterers and Meat Packers	373
			39-1013	Slot Key Person	248
			49-9091	Slot Machine Mechanic	364
			11-9071	Slot Operations Director	26
			33-2011	Smoke Jumper	215

Occupational titles in bold indicate an official title per the Standard Occupational Classification (SOC) system; all other titles are considered alternates. Occupation codes and page numbers are included for easy cross reference. This index is not exhaustive of all possible alternate titles.

CODE	TITLE	PAGE	CODE	TITLE	PAGE
51-3091	Smokehouse Worker	373	29-1127	Speech Clinician	176
35-3023	Snack Bar Attendant	233	29-1127	Speech Therapist	176
11-9151	Social and Community Service Managers	31	29-1127	Speech-Language Pathologists	176
21-1093	Social and Human Service Assistants	114	19-3039	Sports Psychologist	96
19-3039	Social Psychologist	96	47-2152	Sprinkler Fitter	332
11-9199	Social Science Manager	33	53-7051	Stacker Operator	408
19-4061	Social Science Research Assistants	100	11-3013	Stadium Manager	15
25-1069	Social Sciences Teachers, Postsecondary, All Other	127	13-1071	Staffing Coordinator	39
19-3099	Social Scientists and Related Workers, All Other	98	27-2012	Stage Manager	156
25-1113	Social Work Teachers, Postsecondary	128	27-3099	Stage Technician	163
21-1029	Social Workers, All Other	112	47-2121	Stained Glass Joiner	330
25-1067	Sociology Teachers, Postsecondary	127	25-3041	Standardized Test Tutor	143
15-1252	Software Applications Architect	67	33-3051	State Trooper	219
15-1252	Software Developers	67	43-3021	Statement Processor	281
15-1252	Software Engineer	67	51-8021	Stationary Engineers and Boiler Operators	384
15-1253	Software Quality Assurance Analysts and Testers	67	15-2041	Statistical Analyst	70
15-1253	Software Quality Assurance Technician	67	15-2041	Statisticians	70
15-1253	Software Quality Control Specialist	67	25-1022	Statistics Professor	125
15-1253	Software Quality Engineer	67	51-8012	Steam Plant Control Room Operator	384
15-1253	Software Test Engineer	67	47-2073	Steam Shovel Operator	327
19-1013	Soil and Plant Scientists	88	31-9093	Sterilization Specialist	207
19-4071	Soil Conservation Technician	101	41-3031	Stock Broker	271
19-1031	Soil Conservationist	91	53-7065	Stockers and Order Fillers	412
17-2081	Soil Engineer	77	33-9021	Store Detective	220
47-1011	Solar Panel Installation Supervisor	321	41-9099	Store Gift Wrap Associate	277
47-2111	Solar Photovoltaic Electrician	329	43-5071	Store Receiving Clerk	305
47-2152	Solar Thermal Installer	332	53-7065	Store Stocker	412
17-3029	Sonar Technicians	85	53-3099	Street Cleaning Equipment Operator	405
35-1011	Sous Chef	226	17-1011	Structural Architect	73
25-1124	Spanish Literature Professor	130	17-3011	Structural Drafter	81
25-3041	Spanish Tutor	143	17-3022	Structural Engineering Technician	82
53-3051	Special Education Bus Driver	402	47-2221	Structural Iron and Steel Workers	334
25-9031	Special Education Curriculum Specialist	147	51-2041	Structural Metal Fabricators and Fitters	369
25-1081	Special Education Professor	128	43-4199	Student Admissions Clerk	297
25-2059	Special Education Teacher for Adults with Disabilities	140	13-2071	Student Financial Aid Counselor	54
25-2059	Special Education Teachers, All Other	140	13-2071	Student Loan Counselor	54
25-2052	Special Education Teachers, Kindergarten and Elementary School	138	13-1071	Student Recruiter	39
25-2057	Special Education Teachers, Middle School	139	21-1012	Student Services Counselor	106
25-2051	Special Education Teachers, Preschool	137	43-4151	Subscription Clerk	294
25-2058	Special Education Teachers, Secondary School	140	21-1018	Substance Abuse, Behavioral Disorder, and Mental Health Counselors	108
27-3042	Specifications Writer	161	51-8012	Substation Operator	384
			25-3031	Substitute Teachers, Short-Term	142

Occupational titles in bold indicate an official title per the Standard Occupational Classification (SOC) system; all other titles are considered alternates. Occupation codes and page numbers are included for easy cross reference. This index is not exhaustive of all possible alternate titles.

CODE	TITLE	PAGE	CODE	TITLE	PAGE
51-9041	Sugar Presser	388	49-2022	Telecommunications Equipment Installers and Repairers, Except Line Installers	344
25-3099	Sunday School Teacher	144	49-9052	Telecommunications Line Installers and Repairers	362
33-1021	Supervising Fire Marshal	214	41-1012	Telemarketer Supervisor	264
19-2043	Surface Hydrologist	94	41-9041	Telemarketers	277
29-1249	Surgeons, All Other	184	41-9041	Telemarketing Sales Representative	277
29-9093	Surgical Assistants	197	43-2011	Telephone Answering Service Operator	279
29-9093	Surgical First Assistant	197	49-9052	Telephone Cable Splicer	362
49-9062	Surgical Instrument Mechanic	362	41-9041	Telephone Solicitor	277
41-4011	Surgical Instruments Sales Representative	274	43-2011	Telephone Switchboard Operator	279
29-2055	Surgical Scrub Technologist	190	49-9069	Telescope Repairer	363
29-2055	Surgical Technologists	190	27-4032	Television News Video Editor	165
25-1069	Survey Research Professor	127	27-3043	Television Writer	162
17-3031	Surveying and Mapping Technicians	86	43-1011	Teller Supervisor	279
17-1022	Surveyors	74	43-3071	Tellers	285
31-9011	Swedish Masseur	204	47-2181	Terra Cotta Roofer	333
43-2011	Switchboard Operators, Including Answering Service	279	25-4013	Textile Conservator	144
51-2028	Synchronous Motor Assembler	369	51-6099	Textile, Apparel, and Furnishings Workers, All Other	382
15-1211	Systems Architect	59	39-3031	Theater Usher	253
15-1251	Systems Programmer	66	25-1126	Theology Professor	130
15-1252	Systems Software Developer	67	29-1125	Therapeutic Recreation Specialist	175
11-9071	Table Games Manager	26	29-1129	Therapists, All Other	176
39-1013	Table Games Supervisor	248	49-9012	Thermostat Repairer	356
51-6052	Tailors, Dressmakers, and Custom Sewers	382	29-1249	Thoracic Surgeon	184
27-3011	Talk Show Host	159	39-3031	Ticket Collector	253
53-7121	Tank Car, Truck, and Ship Loaders	415	47-2044	Tile and Stone Setters	324
47-2082	Tapers	328	19-1032	Timber Management Specialist	91
35-3011	Taproom Attendant	232	19-4071	Timber Management Technician	101
27-1019	Tattoo Artist	152	43-3051	Time and Attendance Clerk	283
11-9051	Tavern Operator	26	15-2041	Time Study Statistician	70
13-2081	Tax Examiners and Collectors, and Revenue Agents	56	17-3026	Time Study Technician	84
13-2081	Tax Investigator	56	43-3051	Timekeeper	283
13-2082	Tax Preparers	56	51-4199	Tin Recovery Worker	378
43-5032	Taxicab Dispatcher	300	47-2211	Tinsmith	333
25-3099	Teachers and Instructors, All Other	144	49-3093	Tire Balancer	355
25-9045	Teaching Assistants, Except Postsecondary	149	49-3093	Tire Fixer	355
25-9044	Teaching Assistants, Postsecondary	148	49-3093	Tire Repairers and Changers	355
51-2090	Team Assembly Line Machine Operator	370	23-2093	Title Examiners, Abstractors, and Searchers	122
51-2090	Team Automobile Assembler	370	23-2093	Title Officer	122
27-3041	Technical Editor	161	41-2011	Toll Collector	265
27-3042	Technical Writers	161	17-3013	Tool and Die Designer	81
17-2072	Telecommunication Engineer	77	17-2141	Tool and Die Engineer	79

Occupational titles in bold indicate an official title per the Standard Occupational Classification (SOC) system; all other titles are considered alternates. Occupation codes and page numbers are included for easy cross reference. This index is not exhaustive of all possible alternate titles.

CODE	TITLE	PAGE	CODE	TITLE	PAGE
51-4111	Tool and Die Makers	377	43-4061	Unemployment Benefits Claims Taker	290
39-7010	Tour and Travel Guides	257	13-1075	Union Representative	40
43-5032	Tow Truck Dispatcher	300	11-9033	University Dean	24
19-1042	Toxicologist	92	11-9033	University Department Chair	24
19-4092	Trace Evidence Technician	101	13-1111	University Institutional Researcher	42
45-2091	Tractor Operator	318	11-1011	University President	8
49-3031	Tractor Trailer Mechanic	350	11-3012	University Registrar	14
29-9099	Traditional Chinese Herbalist	198	25-9044	University Teaching Assistant	148
23-1021	Traffic Court Referee	120	17-3024	Unmanned Air Systems Operator	83
47-2141	Traffic Line Painter	331	19-3051	Urban and Regional Planners	97
11-3071	Traffic Safety Administrator	19	25-1069	Urban Planning Professor	127
33-1012	Traffic Sergeant	213	29-1249	Urologist	184
37-3019	Trailhead Maintenance Worker	246	41-2031	Used Car Salesperson	268
43-5032	Train Dispatcher	300	39-3031	Ushers, Lobby Attendants, and Ticket Takers	253
43-4181	Train Reservation Clerk	296	11-9199	Utilities Manager	33
11-3131	Training and Development Managers	20	37-3013	Utility Arborist	245
13-1151	Training and Development Specialists	45	51-2028	Vacuum Cleaner Assembler	369
53-6051	Transportation Inspectors	407	49-9031	Vacuum Cleaner Repairer	358
33-9093	Transportation Security Administration (TSA) Screener	223	39-9099	Valet	261
33-9093	Transportation Security Officer	223	53-6021	Valet Parker	406
33-9093	Transportation Security Screeners	223	51-2028	Vending Machine Assembler	369
53-6099	Transportation Workers, All Other	407	49-9091	Vending Machine Filler	364
11-3071	Transportation, Storage, and Distribution Managers	19	31-9097	Venipuncturist	209
53-7081	Trash Collector	414	51-6052	Vest Maker	382
41-3041	Travel Agents	272	21-1015	Veterans Rehabilitation Counselor	107
41-3041	Travel Service Consultant	272	21-1099	Veterans Service Officer	116
37-3013	Tree Specialist	245	31-9096	Veterinarian Helper	209
37-3013	Tree Surgeon	245	29-1131	Veterinarians	177
37-3019	Tree Trimmer Helper	246	31-9096	Veterinary Assistants and Laboratory Animal Caretakers	209
37-3013	Tree Trimmers and Pruners	245	31-9096	Veterinary Attendant	209
47-2151	Trench Pipe Layer	332	29-1131	Veterinary Cardiologist	177
11-1031	Tribal Council Member	10	29-2056	Veterinary Laboratory Technician	191
23-1023	Tribal Judge	120	29-1131	Veterinary Medicine Scientist	177
51-7041	Trim Saw Operator	383	29-1131	Veterinary Radiologist	177
49-3021	Truck Body Repairer	348	29-2056	Veterinary Surgery Technologist	191
33-1091	TSA Screener Supervisor	214	29-2056	Veterinary Technologists and Technicians	191
25-3041	Tutors	143	29-2056	Veterinary X-Ray Operator	191
49-2021	Two-Way Radio Technician	343	27-4011	Video Control Operator	163
29-2032	Ultrasound Technologist	186	27-4011	Video Production Assistant	163
27-2023	Umpires, Referees, and Other Sports Officials	158	49-9063	Violin Repairer	362
43-9041	Underwriting Clerk	312	19-1022	Virologist	89
			27-1024	Visual Designer	154

Occupational titles in bold indicate an official title per the Standard Occupational Classification (SOC) system; all other titles are considered alternates. Occupation codes and page numbers are included for easy cross reference. This index is not exhaustive of all possible alternate titles.

CODE	TITLE	PAGE	CODE	TITLE	PAGE
29-1241	Viteroretinal Disease Physician	183	41-4011	Wholesale Ultrasonic Equipment Salesperson	274
21-1015	Vocational Rehabilitation Job Coach	107	15-1244	Wide Area Network Administrator	65
27-2011	Voice-Over Artist	156	39-5012	Wig Stylist	256
19-2042	Volcanologist	94	33-3031	Wildlife and Game Protector	218
13-1071	Volunteer Coordinator	39	33-3031	Wildlife Officer	218
35-3031	Waiters and Waitresses	234	19-4021	Wildlife Technician	99
47-2082	Wall Taper	328	29-1131	Wildlife Veterinarian	177
47-2041	Wall-to-Wall Carpet Installer	324	49-9081	Wind Energy Technician	364
43-5071	Warehouse Clerk	305	17-3021	Wind Tunnel Technician	82
11-3071	Warehouse Manager	19	47-2221	Wind Turbine Erector	334
53-7065	Warehouse Stocker	412	49-9081	Wind Turbine Mechanic	364
43-4031	Warrant Clerk	287	49-9081	Wind Turbine Service Technicians	364
33-9099	Warrant Server	224	49-9031	Window Air Conditioner Installer	358
43-4051	Warranty Clerk	289	27-1026	Window Decorator	155
49-9031	Washing Machine Installer	358	37-2011	Window Washer	242
51-8031	Water and Wastewater Treatment Plant and System Operators	385	49-3022	Windshield Installer	348
47-3015	Water Main Installer Helper	334	35-3031	Wine Steward	234
47-2151	Water Main Pipe Layer	332	47-4031	Wire Fence Builder	335
43-5041	Water Meter Reader	300	49-2097	Wireless Internet Installer	346
19-2041	Water Pollution Scientist	94	41-2031	Women's Apparel Salesperson	268
17-2081	Water Treatment Plant Engineer	77	51-7021	Wood Cabinet Finisher	383
47-4090	Waterproofing	337	51-7042	Wood Dowel Machine Operator	383
15-1255	Web and Digital Interface Designers	68	47-4031	Wood Fence Installer	335
15-1254	Web Applications Developer	68	47-2031	Wood Floor Layer	323
15-1254	Web Architect	68	51-7011	Wood Furniture Assembler	383
15-1255	Web Content Specialist	68	51-7042	Wood Lathe Operator	383
15-1254	Web Developers	68	51-7042	Wood Planer	383
51-5112	Web Press Operator	379	51-7042	Woodworking Machine Setters, Operators, and Tenders, Except Sawing	383
13-1121	Wedding Planner	43	27-3043	Writers and Authors	162
37-3012	Weed Sprayer	245	29-2034	X-Ray Technician	187
43-5111	Weighers, Measurers, Checkers, and Samplers, Recordkeeping	306	49-9096	Yard Rigger	365
43-5111	Weighing Station Operator	306	51-3099	Yeast Maker	374
51-9198	Welder Helper	394	41-3011	Yellow Pages Space Salesperson	269
51-4121	Welders, Cutters, Solderers, and Brazers	378	39-9031	Yoga Instructor	259
51-9161	Welding Robot Operator	393	21-2021	Youth Ministry Director	117
47-5011	Well Service Derrick Worker	338	11-9151	Youth Program Director	31
47-5013	Well Servicing Rig Operator	339	39-2021	Zookeeper	251
53-7073	Wellhead Pumps	413	19-1023	Zoologists and Wildlife Biologists	89
45-4011	Wetlands Conservation Laborer	319			
53-7062	Wharf Laborer	410			
41-4012	Wholesale Diamond Broker	275			

Occupational titles in bold indicate an official title per the Standard Occupational Classification (SOC) system; all other titles are considered alternates. Occupation codes and page numbers are included for easy cross reference. This index is not exhaustive of all possible alternate titles.